SCOTTISH HOSPITALS INQUIRY

SCOTTISH HOSPITALS INQUIRY

Bundle of documents for Oral hearings commencing from 13 May 2025 in relation to the Queen Elizabeth University Hospital and the Royal Hospital for Children, Glasgow

Bundle 43 - Volume 5 – Procurement, Contract, Design and Construction Miscellaneous Documents

This document may contain Protected Material within the terms of Restriction Order 1 made by the Chair of the Scottish Hospitals Inquiry and dated 26 August 2021. Anyone in receipt of this document should familiarise themselves with the terms of that Restriction Order as regards the use that may be made of this material.

The terms of that restriction order are published on the Inquiry website.

SCOTTISH HOSPITALS INQUIRY

Table of Contents

1.	A52701538	Draft Schiehallion Ward Specifications - 17 February 2010	Page 13
2.	A52701537	Fourth Floor Plan - NSGH Higher Acuity Renal Ward / Renal Ward - 02 Spetember 2009	Page 15
3.	A52701539	New South Glasgow Hospital Project - Stage 2 Detailed Design to Full Business Case Programme - 06 January 2010	Page 16
4.	A52701540	New South Glasgow Project - Organogram Stage 2	Page 22
5.	A52701541	Children's Design User Group Meetings 1 - 1:200 Stage (Week Four) - 19 February 2010	Page 24
6.	A52701542	Adult Design User Group Meetings 2 - 1:200 Stage (Week One) - 02 March 2010	Page 27
7.	A52701543	Children's Design User Group Meetings 2 - 1:200 Stage (Week Three) - 12 March 2010	Page 30
8.	A52701544	Adult Design User Group Meetings 1 - 1:200 Stage (Week One) - 19 February 2010	Page 34
9.	A52701545	Children's Design User Group Meetings 3 - 1:200 Stage (Week Four) - 19 April 2010	Page 38

10.	A52701546	Adult Design User Group Meetings 3 - 1:200 Stage (Week One) - 19 April 2010	Page 41
11.	A52701547	New South Glasgow Hospitals 1:200 User Group Meeting Tracking Schedule and Prohreamme Rev 16 (FBC submission) - 30 September 2010	Page 45
12.	A52701548	Typical Isolation Room Supply Schematic - July 2009	Page 47
13.	A52701549	Typical Ward Supply System Schematic - July 2009	Page 48
14.	A52701551	Post Submission Presentation (Note: due to the size of the document it is provided apart from this bundle)	See Paper Apart
15.	A52701556	New South Glasgow Hospitals 2010 Instruction to Proceed Bible – Index	Page 49
16.	A52701550	BMCE Value Engineering Proposals with meeting comments - 04 March 2013	Page 52
17.	A52701553	ADB List of Rooms 2017	Page 57
18.	A52701554	ADB List of Rooms 2022	Page 78
19.	A52701555	Stage 3 Adults & Childrens Hospital - Tender Event Schedule Week 176 - 06 May 2013	Page 99
20.	A52701557	ADB List of Rooms 2013	Page 103
21.	A52701558	NSGH Design Work Group & Package Co-ordination Schedule - 20 August 2012	Page 124
22.	A52701561	Appendix 2 and 3 of the 2010 Instruction to Proceed Letter - 16 December 2010	Page 135

23.	A52701559	NSGH As Built Drawing Schedule - 29 April 2013	Page 140
24.	A52701560	Fourth Floor Plan - Ceiling Finishes - Strategy Plan - 15 July 2010	Page 156
25.	A52701562	Aconex ZBP NSGH Chilled Beam Selection Rpeort (2900 Stage /L) - 07 July 2011	Page 157
26.	A52701398	Email chain from Mairi Macleod to Emma White - NSGH - 1:50 Room Type Programme 28 to 29 April 2010	Page 160
27.	A52701563	Mercury RFI - ZBP Response - 20 April 2012	Page 164
28.	A52701564	NSGH - Chilled Beam Test Lab Results	Page 165
29.	A52701566	NSGH Project Management Instruction Report - 22 July 2013	Page 166
30.	A52701565	Fourth Floor Department Layouts - Keyplan (1:200 Set) - 09 December 2010	Page 167
31.	A52701567	HBN 04-01 Supplement 1 - Isolation facilities for infectious patients in acute settings 2013	Page 168
32.	A52701568	Aconex Contractor's Advice - Fwd: Clinical WHB's and Taps - 03 August 2012	Page 196
33.	A52701572	Horne OPTITHERM Thermostatic Bib Tap Type TBT-03 Instructions - 04 December 2023	Page 198
34.	A52701570	Taps Product Data Sheet - 08 November 2012	Page 216
35.	A52701569	Brookfield - Full Business Case Appendix K Design Deliverables Finalisation Flowchart - 07 September 2010	Page 221

36.	A52701571	NSGH Adults and Children's Hospital RDD Master Schedule - 26 March 2014 (Note: due to the size of the document it is provided apart from this bundle)	See Paper Apart
37.	A52701573	NSGH Invitation to participate in Competitive Dialogue Volume 2/1 Appendix K - undated	Page 222
38.	A52701574	Project Steering Group - Action Note - 27 July 2010	Page 245
39.	A52701575	HBN 23 Hospital Accomodation for Children and Young People - 22 July 2012	Page 251
40.	A52701576	Aconex Commisionning Programme Update - Week 257 - 12 December 2014	Page 351
41.	A52701577	Invitation to Participate in Competetive Dialogue Vol. 3 2009	Page 355
42.	A52701579	Proposed Design Programme PMI 228	Page 392
43.	A52701580	Plantrooms 32 and 33 Towers Commissioning Programme - 01 September 2014	Page 393
44.	A52701582	Stage 3 Adult & Childrens Hospitals - Global Commissioning Programme - 01 September 2014	Page 408
45.	A52701584	Batch 2 ZBP Updates - 14 December 2010	Page 411
46.	A52701581	Batch 1 ZBP Updates - 14 December 2010	Page 413
47.	A52701586	M&E Clarification Log 2010	Page 431
48.	A52701583	Aconex - NSGH Sensor Taps - 24 September 2012	Page 443

49.	A52701585	Design Stage Certification Report BREEAM Healthcare 2008 v4.0 - 09 February 2012	Page 445
50.	A52701399	Email from Mairi Macleod to Emma White and Ors. - Day Medical Unit - 22 March 2010	Page 503
51.	A52701587	Aconex - Re: Art Strategy update - 06 September 2010	Page 504
52.	A52701588	Second Floor Plan, NCH Schiehallion Ward, Day case Unit, Anaesthetic Offices and Hospital at Night Ceiling Finishes - Strategy Plan 15 June 2011	Page 511
53.	A52701589	Aconex - NSGH: IPS panels - 09 February 2012	Page 512
54.	A52701593	Second Floor Plan, Ceiling FInishes, Strategy Plan - 15 July 2010	Page 513
55.	A52701592	Aconex - Fwd: Final (WF-001588) RDD - FIRST SUBMISSION - 03 July 2012	Page 514
56.	A52701591	BMCE - Transmit - 004047: Nightingale Drawings for Appendix K Returned with NHS/Brookfield Comments and Review Status - 13 July 2011	Page 523
57.	A52701590	RDD Workshop Timetable - Rev 06 - 20 June 2012	Page 525
58.	A52701594	Nightingale Associates - Design Strategy Review Programme - 23 November 2011	Page 551
59.	A52701597	RDD Workshop Timetable for 2012 - Rev 06 20 June 2012	Page 554
60.	A52701595	Fully Loaded Pre-UGM 20 January – 10 March 2011	Page 580

61.	A52701596	Pre-UGM Review Workshop Agenda - 20 January 2011	Page 582
62.	A52701598	NSGH & NCH User Group Meeting 1:50 Fully Loaded Stage (Week One) Rev. 04 - 01 January 2011	Page 583
63.	A52701599	Aconex - 1:50 Change Control Tracker - Version 11 - 08 July 2011	Page 599
64.	A52701600	NSGH & NCH Design User Group Meetings 2 - 1:50 Room Type Stage (Week Four) Rev. 04 - 02 July 2010	Page 601
65.	A52701602	NSGH 1:50 Room Type Production Schedule Rev 06 - 05 October 2010	Page 612
66.	A52701604	NSGH 1:50 Departmen Design Protocol Document Rev 02 - 28 February 2011	Page 619
67.	A52701601	Nightingale Associates - Codebook Report - Assigned Room Type Schedule Rev. 02 - 07 January 2011 (Document not reproduced in full. Can be provided if requested)	Page 627
68.	A52701603	Nightingale Associates - 1:50 UGM Drawing Checking & Approval Programme - Rev. 01 - 01 March 2011	Page 628
69.	A52701605	Room Layout Detail, Single Bedroom, Shower Room: Ensuite - 26 February 2010	Page 629
70.	A52701606	Room Layout Detail, Single Bedroom: Children/Young people, with relatives overnight stay - 26 February 2010	Page 630
71.	A52701607	Mock Up - Children's Hospital Bedroom	Page 631
72.	A52701610	NCH Sciehallion Ward and Day Case Unit Sketch 1:200 and A2 - 21 April 2010	Page 632

73.	A52701608	Aconex - Re: Isolation Room CCW-64 - 09 August 2011	Page 633
74.	A52701612	NCH Acute Receiving Ward 1:200 and A2 2nd Iteration Sketch - 11 March 2010	Page 637
75.	A52701611	Aconex - NSGH - Adults & Childrens - Record Drawings from final 1:200 UGM comments & signoff - 16 July 2010	Page 638
76.	A52701613	Nightingle Associates - Codebook Report: NCH Area Schedule Rev. 03 - 12 October 2010	Page 642
77.	A52701614	Tribal Document ADB PowerPoint Presentation	Page 707
78.	A52701615	Ground Floor Plan - NSGH Emergency Department 1:200 - 02 September 2009	Page 711
79.	A52701616	NSGH Summary of Board and Codebook - Schedule of Accomodation - 05 November 2010	Page 712
80.	A52701617	Third Floor Plan - NCH In-Patient Ward Rev. 03 - 02 September 2009	Page 715
81.	A52701619	Stage 3 Adults & Childrens Hospitals Programme - Fitting out, Schedule of dates and Podium Levels 09 May 2012	Page 716
82.	A52701618	Second Floor Plan, NCH Schiehallion Ward/Day Case Unit/Theatres and Anaesthetics Service Offices Rev. 04 - 02 September 2009	Page 720
83.	A52701621	Sweep Up Programme Rev. D - 27 February 2013	Page 721

84.	A52701622	Third Floor Plan - NCH In-Patient Ward/Ward Support Rev. 04 - 02 September 2009	Page 722
85.	A52701623	Combined Slab Programme 28 October 2011	Page 723
86.	A52701624	1:50 Sheet Key Plan - Ground FLoor Rev. 01 - 12 October 2010	Page 726
87.	A52701625	Stage 3 Adults & Childrens Hospitals Programme - Schedule of Dates - Tower Level 4 - 11. 19 September 2011	Page 727
88.	A52701626	NSGH Area Schedule Rev. 03 - 12 October 2010 (Note: due to the size of the document it is provided apart from this bundle)	See Paper Apart
89.	A52701627	NSGH Drawing and Document Numbering System by Nightingale Rev. 04 - 04 April 2011	Page 729
90.	A52701628	Ground Floor Plan, NSGH Acute Assessment Unit (AAU), Fixtures and Fittings Rev. A - 17 December 2010	Page 746
91.	A52701629	Second Floor Plan, NCH Schiehallion Ward (Haemato-oncology), Day Case & TCT Fixtures and Fittings Rev. A ZBP Comments - 08 July 2010	Page 747
92.	A52701630	Second Floor Plan, NCH Schiehallion Ward (Haemato-oncology), Day Case & TCT Fixtures and Fittings Rev. A - NA Comment 10 July 2010	Page 748
93.	A52701632	Second Floor Plan, NCH Schiehallion Ward (Haemato-oncology), Day Case & TCT Fixtures and Fittings Rev. A - Sum/OT 13 July 2010	Page 749
94.	A52701631	The BIW Log 2010	Page 750

95.	A52701633	Second Floor Plan, NCH Schiehallion Ward (Haemato-oncology), Day Case & TCT Fixtures and Fittings Rev. A - 08 July 2010	Page 781
96.	A52701634	NSGH Environmental Matrix November 2010	Page 782
97.	A52701635	Schedule of Equipment Unions - Basins 1 Rev. 08 - 13 November 2011	Page 802
98.	A52701638	Reflected Ceiling Plans Programme Rev. 08 - 27 February 2013	Page 803
99.	A52701637	Bidder B - Board Presentation - 04 August 2009 (Note: due to the size of the document it is provided apart from this bundle)	See Paper Apart
100.	A52701636	Excerpt - SHTM 64 - Sanitary Assemblies - December 2009 – Page 1	Page 805
100.1		A52701636 - Excerpt - SHTM 64 - Sanitary Assemblies - Pages 44 - 46	Page 806
101.	A52701640	Excerpt - NBS Specification - Sanitary Appliance and Fittings Rev. 05 - 02 April 2013 – Page 1	Page 809
101.1		A52701640 - Excerpt - NBS Specification - Sanitary Appliance and Fittings Rev. 05 - 02 April 2013-2 – Page 29	Page 810
102.	A52701641	NBS Specification - Plasterboard Dry Lining - Partitions and Ceilings - 10 October 2010	Page 811
103.	A52701644	NBS Specification - Demountable Suspended Ceilings - 15 October 2010	Page 835
104.	A52701645	Zentia Biobloc Acoustic Datasheet - undated	Page 849
105.	A52701642	Construction Progress Report Stage 3 - February 2013	Page 851

106.	A52701643	Aconox - As Built Drawing Production Programme - 01 September 2014	Page 866
107.	A52701646	Hospital Construction Progress Action Notes No. 22. Draft - February 2013	Page 868
108.	A52701647	As Built Flow Chart - 17 October 2013	Page 874
109.	A52701648	As Built Programming - 10 June 2013	Page 875
110.	A52701649	Capita Symonds - NEC 3 Supervisors Report No. 23 - February 2013	Page 876
111.	A52701650	NSGH - Brookfield Response to comments on Appendix K M&E Drawing 08 November 2010	Page 918
112.	A52701651	NSGH - Stage 2 Detailed Design to Full Business Case Programme, Rev. 01 - 17 December 2009	Page 932
113.	A52701652	Excerpt - NBS Specification - Sanitary Appliance and Fittings 19 October 2010 – Page 1	Page 938
113.1		A52701652 - Excerpt - NBS Specification - Sanitary Appliance and Fittings 19 October 2010 - Page 20	Page 939
114.	A52701653	Wallace Whittle Comments on Workshop Reviews of M&E Drawings presented in August/September 2010	Page 940
115.	A52701401	Stage 3 Adult & Childrens Hospital - Plantroom 41 Commissioning Programme - 01 December 2014	Page 948
116.	A52701402	Nightingale Associates - 2011+ Slab Co-ordination Combined Slab Programme	Page 953

117.	A52701405	First Floor Plan, NSGH Critical Care Rev. 06 - 02 September 2009	Page 956
118.	A52701403	Mechanical Services, Ventilation Layout, Second Floor, NCH Schiehallion Ward - January 2011	Page 957
119.	A52701406	First Floor Plan, NCH Critical Care (Picu) Cardiology Ward/Support/MDU and Special Feeds - 02 September 2009	Page 958
120.	A52701404	Excerpt - NSGH Low Carbon Tracker - Ecoteric 2011	Page 959
120.1		Excerpt - A52701404 - Excerpt - NSGH Low Carbon Tracker - Ecoteric 2011 - Page 8	Page 960
121.	A52701407	ADB B0303 Single Bedroom: Adut acute with Clinical Support, Relative Overnight stay - 04 April 2009	Page 961
122.	A52701408	Excerpt - Haemato- Oncology Ward ADB Room Briefing Codes	Page 964
122.1		A52701408 - Excerpt - Renal Ward ADB Room Briefing Codes	Page 966
123.	A52701410	Observation Ward	Page 967
124.	A52701412	RDS Development Process - DRAFT 12 March 2010	Page 969
125.	A52701411	1:200 & 1:50 Design Process Explained	Page 987
126	A45099401	Completion Criteria - Action Note - 02 December 2014	Page 992

SCHIEHALLION WARD, RADIOTHERAPY TREATMENT SUITE

RPA comments on the proposed 1:200 layouts (for discussion 18/02/10) are as follows:

1. **Location**: Is this radiotherapy treatment suite located at the entrance to the ward? The radiation treatment room 038 is adjacent to single bed 035 via the external window and the relative's bedroom adjoins this treatment bed rather than the lobby. Likewise, there appears to be potential for irradiation out on to the green roof at the entrance.

2. **Bed Location**: This is not indicated but it would appear that there is a potential for irradiation out the double doors into the corridor. This may be overcome possibly by a re-design with a baffle shield.

3. **Doors**: The UCH exemplar had sliding doors, which present access challenges. We should be able to get away with 6 mm lead penny farthing swing doors, as we have in the Beatson.

5. **Lobby and Ante-Room**: On the current layout this seems an inefficient use of space. Would it be possible to have a joint Lobby & Ante-room, so this is a large area for the relative parent to relax while caring for the child.

5. **Relative's Bedroom**: I would like to see the relative's bedroom abutting the radiation treatment room but not accessed from the radiation treatment room, but with a 3 mm lead glass window so the relative can easily observe the patient without having to go into the room.

6. **Above and Below**: What is there above and below?

7. **A Drain Run**: I'm concerned about the drain run. This needs to go directly to a main sewer, through areas of low occupancy and may need to be shielded. With a robust design, we may get away without shielding as we did in the Beatson.

8. **Generic Shielding Spec**: On the basis of design of previous radio-iodine rooms, a generic spec would be that the radiation bedroom 038 and associated en-suite 037 should be a solid concrete box 300-500 mm thick concrete (density 2400 kg/m^3) with a solid external wall. This thickness and density and concrete should be full floor to ceiling height and include the floors and ceilings. We may get away with a thinner thickness on the external wall dependent upon occupancy outside and distances. All penetrations must be minimised & agreed with the RPA. Ideally, all services should be routed above the entrance doors.

   Some shielding will also be required in the Ante/Lobby Area but to a lesser specification.

9. **Doors**: With a small baffle shield in the room, the inner double doors & frames should be 6mm of lead equivalence throughout and the outer double doors & frames should be a minimum of 3mm lead equivalence, with appropriate door closing furniture.

10. **CCTV Viewing**: This will be required from the nurses' station and the relative's room.

11. **External Warning Lights and Signs**: These will be required.

12. **Delay tanks**: Given the anticipated workload, consideration should be given for the drains from this radiation treatment room going to adjacent delay tanks for the store decay of the waste for a specified period before discharging to the sewer.

I am concerned about the lack of an adjacent store for radiation contaminated linen, etc and the absence of the mention of a Decay Store.

A G Brennan
Radiation Protection Adviser

17th February 2010

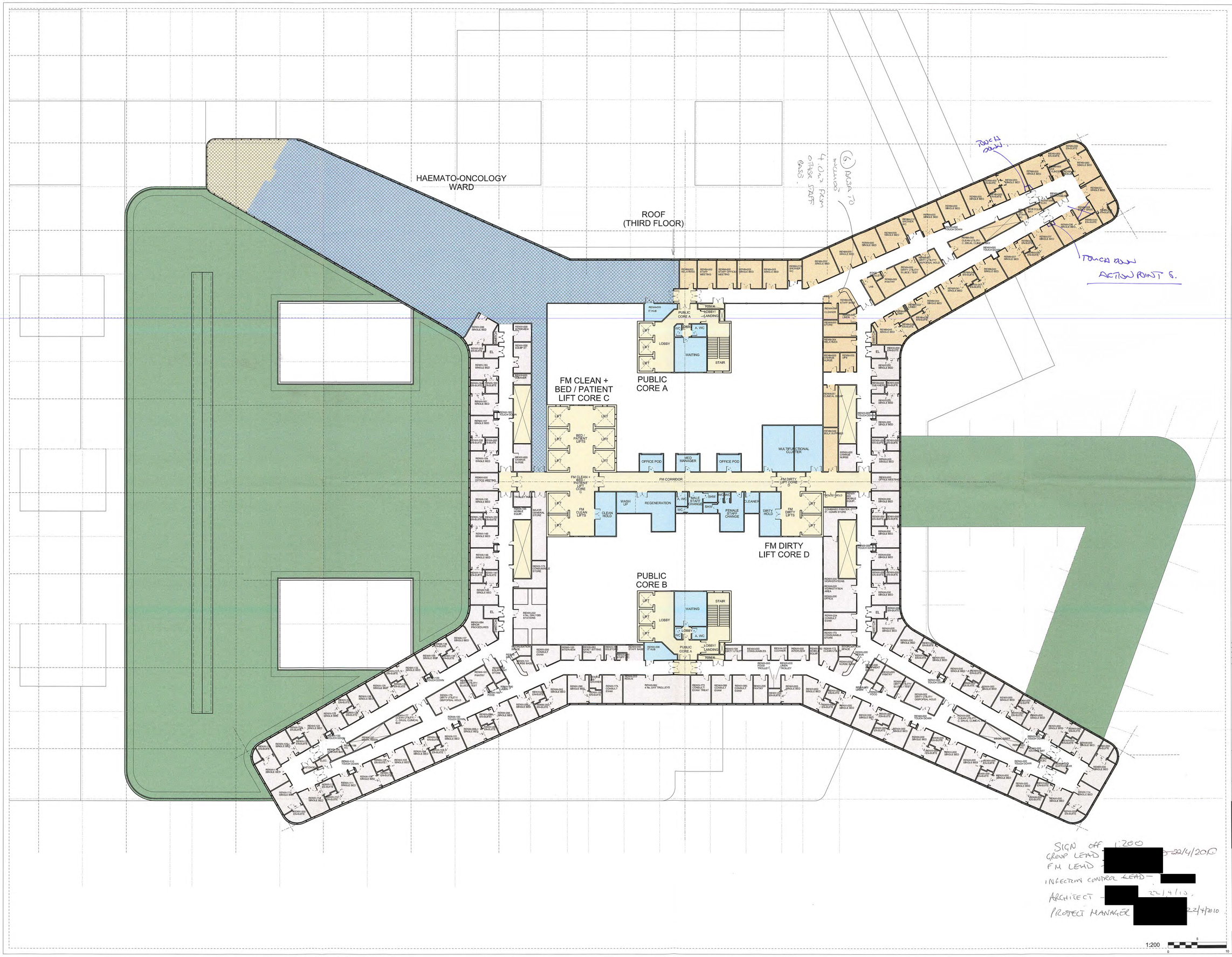

SIGN OFF 1:200
GROUP LEAD [redacted] 22/4/2010
FM LEAD [redacted]
INFECTION CONTROL LEAD [redacted]
ARCHITECT [redacted] 22/4/10
PROJECT MANAGER [redacted] 22/4/2010

1:200

Notes:
- This drawing is copyright.
- Do not scale dimensions from this drawing.
- All discrepancies on this drawing are to be reported to the architect.
- Do not modify any element of this drawing.
- Use drawing only for purpose(s) issued.

Designer Identification of Hazard/Risk

KEY

- NSGH HIGHER ACUITY RENAL WARD
- NSGH RENAL WARD
- FM SUPPORT
- NSGH LIFTS & CORRIDORS

Rev	Date	Drw	Revision Notes	Chk	App
03	13/04/10	GO	Revised for User Group Meeting 3	MD	X
02	02/03/10	GO	Revised for User Group Meeting 2	MD	X
01	20/01/10	GO	Issued for User Group Meeting 1	MD	X

Client: NHS Greater Glasgow and Clyde

Contractor: **Brookfield**

NIGHTINGALE associates architects
67-81 Newman Street
London
W1T 3EY
Tel: 0207 079 9900
Fax: 0207 079 9901
www.nightingaleassociates.com

Project: NEW SOUTH GLASGOW HOSPITALS (NSGH) PROJECT

Drawing Title: FOURTH FLOOR PLAN NSGH HIGHER ACUITY RENAL WARD / RENAL WARD

Job No	Drawn	Checked	Approved
09080	MD	MD	MD
Status: Preliminary		Date: 02/09/09	Scale@A1: 1:200

Drawing No						Rev
Origin	Zone	Level	Type	Content	Sequential	
NA	XX	04	PL	252	411	03

Brookfield

"This programme is copyright and the property of Brookfield Construction (UK) Ltd and must not be used with out written approval".

New South Glasgow Hospitals Project

Stage 2 Detailed Design to Full Business Case Programme

This programme is strictly for information only, and will not form any part of any resulting Sub-Contract

Brookfield

Line	Activity	Calendar Week No Start	Date Start	Duration (Working Weeks)	Date Finish	Calendar Week No Finish
1	**STAGE 2 DETAILED DESIGN AND FULL BUSINESS CASE APPROVAL**	-1	18 Dec 09	47w	08 Dec 10	51
2	Award Laboratories Contract and Appoint Preferred Bidder for Main Hospital	-1	18 Dec 09		18 Dec 09	-1
3	**Board Review and Sign-off Contractors Proposals as meeting Project Brief**	3	04 Jan 10		04 Jan 10	3
4	Board Sign-off 1:500's	3	04 Jan 10		04 Jan 10	3
5	**1:200 Design User Group's Adult and Children's and Sign-off**	3	04 Jan 10	20w	26 May 10	23
6	**Adult 1:200's Design User Group Meetings**	3	04 Jan 10	18w	12 May 10	21
	Inpatient Wards and Haemato-oncology					
7	*Initial Drawing Production*	3	04 Jan 10	0w	04 Jan 10	3
8	*Issue Meeting Agenda and Drawings 1*	3	05 Jan 10	0w	05 Jan 10	3
9	*Board Review*	3	06 Jan 10	2w	19 Jan 10	5
10	*User Group Meeting 1*	5	20 Jan 10	0w	20 Jan 10	5
11	*Drawing Production Period*	5	21 Jan 10	4w	17 Feb 10	9
12	*Issue Meeting Agenda and Drawings 2*	9	18 Feb 10	0w	18 Feb 10	9
13	*Board Review*	9	19 Feb 10	2w	04 Mar 10	11
14	*User Group Meeting 2*	12	10 Mar 10	0w	10 Mar 10	12
15	*Drawing Production Period*	12	11 Mar 10	2w	26 Mar 10	14
16	*Issue Meeting Agenda and Drawings 3*	15	29 Mar 10	0w	29 Mar 10	15
17	*Board Review*	15	30 Mar 10	2w	19 Apr 10	18
18	*User Group Meeting 3 and Sign-off*	19	28 Apr 10	0w	28 Apr 10	19
19	Renal Inpatients & Day Unit ad Renal Dialysis	3	05 Jan 10	14w	29 Apr 10	19
20	Pharmacy & Aseptic Suite	3	05 Jan 10	14w	29 Apr 10	19
21	Critical Care	3	06 Jan 10	14w	30 Apr 10	19
22	Radiology	3	07 Jan 10	14w	03 May 10	20
23	Nuclear Medicine	3	07 Jan 10	14w	03 May 10	20
24	Operating Theatres AODOS & Recovery	3	08 Jan 10	14w	04 May 10	20
25	Endoscopy	3	08 Jan 10	14w	04 May 10	20
26	Emergency Centre	4	11 Jan 10	14w	05 May 10	20
27	Review / Planning / Organising meeting	7	01 Feb 10	0w	18 Mar 10	13
28	Acute Assessment Unit General	4	11 Jan 10	14w	05 May 10	20
29	Acute Assessment Unit (Sp Clusters)	4	11 Jan 10	14w	06 May 10	20
30	MDU/Clinical Investigations Unit	4	12 Jan 10	14w	06 May 10	20
31	Rehabilitation Suite	4	13 Jan 10	14w	07 May 10	20
32	OPD (Generic)	4	13 Jan 10	14w	07 May 10	20
33	OPD (Specialities)	4	14 Jan 10	14w	10 May 10	21
34	Review / Planning / Organising meeting	8	08 Feb 10	0w	25 Mar 10	14
35	Admin Training H Records & Staff Facilities	4	15 Jan 10	14w	10 May 10	21
36	Main Entrance & Public Areas	4	15 Jan 10	14w	11 May 10	21
37	Decontamination Suite	5	18 Jan 10	14w	11 May 10	21
38	FM Facilities (Adult & Children's)	5	18 Jan 10	14w	12 May 10	21
39	FM Facilities (Adult & Children's)	5	19 Jan 10	14w	12 May 10	21
40	**Children's 1:200's Design User Group Meetings**	5	20 Jan 10	17w	26 May 10	23
41	Inpatient Wards and Renal Services	5	20 Jan 10	14w	13 May 10	21
42	Acute Receiving Unit	5	20 Jan 10	14w	13 May 10	21
43	Review / Planning / Organising meeting	9	15 Feb 10	0w	31 Mar 10	15
44	Cardiology & Cardio/Respiratory Investigation	5	21 Jan 10	14w	14 May 10	21

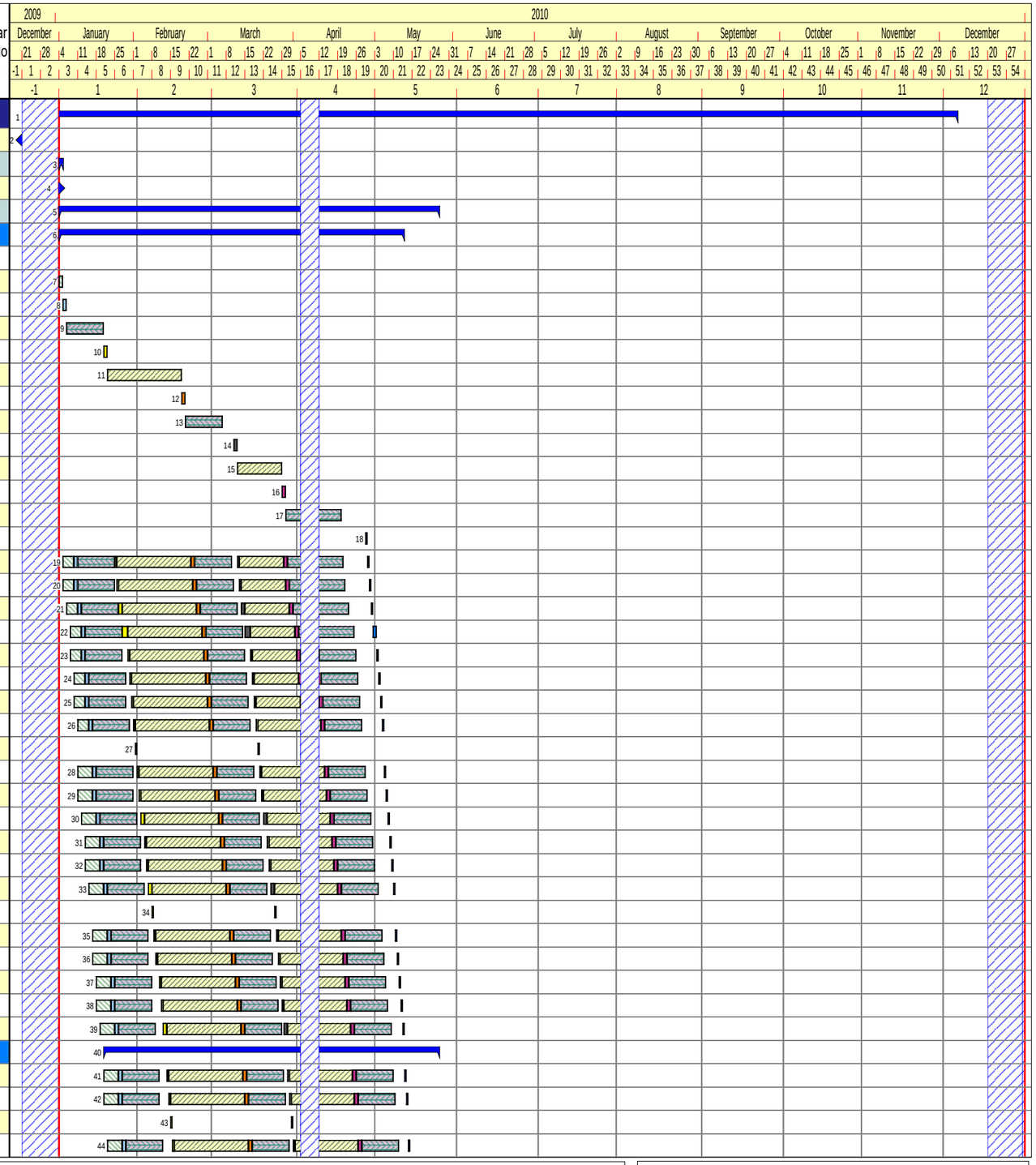

Date of Issue: 06/01/2010 Drawn By: DAB
Print Date: 06/01/2010 Page 1 of 6

Comments: Programme for Contract

Programme No.: BCL-GS2-CN02-0001
Revision: 02 Revision Date: 06/01/2010

File Path: C:\Documents and Settings\DaveBow\My Documents\Planning\NSGH\Programmes\Current\091209 NSGH Compliant Programme 01.pp

A52756968

Brookfield

"This programme is copyright and the property of Brookfield Construction (UK) Ltd and must not be used with out written approval".

New South Glasgow Hospitals Project

Stage 2 Detailed Design to Full Business Case Programme

This programme is strictly for information only, and will not form any part of any resulting Sub-Contract

Brookfield

Line	Activity	Calendar Week No Start	Date Start	Duration (Working Weeks)	Date Finish	Calendar Week No Finish
45	Critical Care (PICU)	5	21 Jan 10	14w	14 May 10	21
46	Theatres, Endoscopy & Recovery	5	22 Jan 10	14w	17 May 10	22
47	Day & 23 Hour Unit	5	22 Jan 10	14w	17 May 10	22
48	Bio-Engineering & Medical Services	6	25 Jan 10	14w	18 May 10	22
49	Medical Physics	6	25 Jan 10	14w	18 May 10	22
50	Radiology, CT & MRI Suite	6	26 Jan 10	14w	19 May 10	22
51	Clinical Investigations Unit/MDU	6	26 Jan 10	14w	19 May 10	22
52	Emergency Centre	6	27 Jan 10	14w	20 May 10	22
53	Observation Ward	6	27 Jan 10	14w	20 May 10	22
54	Review / Planning / Organising meeting	10	22 Feb 10	0w	15 Apr 10	17
55	OPD	6	28 Jan 10	14w	21 May 10	22
56	Schiehallion Ward	6	29 Jan 10	14w	21 May 10	22
57	Day Case Unit & Teenage Cancer Trust	6	29 Jan 10	14w	24 May 10	23
58	DCFP	7	01 Feb 10	14w	24 May 10	23
59	Rehabilitation Suite & Special Feeds	7	01 Feb 10	14w	25 May 10	23
60	Admin, Training, H Records & Staff Facilities	7	02 Feb 10	14w	25 May 10	23
61	Main Entrance & Public Areas	7	02 Feb 10	14w	26 May 10	23
62	**1:50 Sign-off Process**	3	04 Jan 10	40w	18 Oct 10	44
63	Board to issue signed-off Schedule of Accommodation (SoA) with ADB Codes applied	3	04 Jan 10		04 Jan 10	3
64	Master Codebook library of ADB codes	3	04 Jan 10	1w	08 Jan 10	3
65	Schedule fo Unions	3	04 Jan 10	1w	08 Jan 10	3
66	Standardisation document	3	04 Jan 10	1w	08 Jan 10	3
67	**Rationalise Room Types**	4	11 Jan 10	4w	05 Feb 10	7
68	NA (SA) to review SoA and prepare report of repeatable rooms	4	11 Jan 10	1w	15 Jan 10	4
69	NA (L) & Tribal propose list of standard room types submit to Board	5	18 Jan 10	2w	29 Jan 10	6
70	Meet with Board to discuss and agree Standard room types	7	01 Feb 10	1w	05 Feb 10	7
71	**Room Data Sheets (RDS) Sign-off (approx 500No)**	8	08 Feb 10	18w	22 Jun 10	27
	Batch 1 (50)					
72	*Prepare RDS (50) and submit to Board for review*	8	08 Feb 10	2w	17 Feb 10	9
73	*Board review/comment RDS*	9	18 Feb 10	1w	24 Feb 10	10
74	*Amend RDS and resubmit to Board for final review*	10	25 Feb 10	1w	03 Mar 10	11
75	*Sign-off RDS*	11	05 Mar 10		05 Mar 10	11
76	Batch 2 (50)	9	18 Feb 10	4w	17 Mar 10	13
77	Batch 3 (50)	11	02 Mar 10	4w	29 Mar 10	15
78	Batch 4 (50)	12	12 Mar 10	4w	15 Apr 10	17
79	Batch 5 (50)	14	24 Mar 10	4w	27 Apr 10	19
80	Batch 6 (50)	17	12 Apr 10	4w	07 May 10	20
81	Batch 7 (50)	18	22 Apr 10	4w	19 May 10	22
82	Batch 8 (50)	20	04 May 10	4w	31 May 10	24
83	Batch 9 (50)	21	14 May 10	4w	10 Jun 10	25
84	Batch 10 (50)	23	26 May 10	4w	22 Jun 10	27
85	**Generic and Standard Rooms Sign-off**	8	08 Feb 10	28w	31 Aug 10	37
86	**Generic Rooms**	8	08 Feb 10	3w	01 Mar 10	11
87	Review generic fully loaded rooms (74 No) submitted with bid with Board	8	08 Feb 10	3w	26 Feb 10	10
88	Board sign-off generic rooms	11	01 Mar 10		01 Mar 10	11

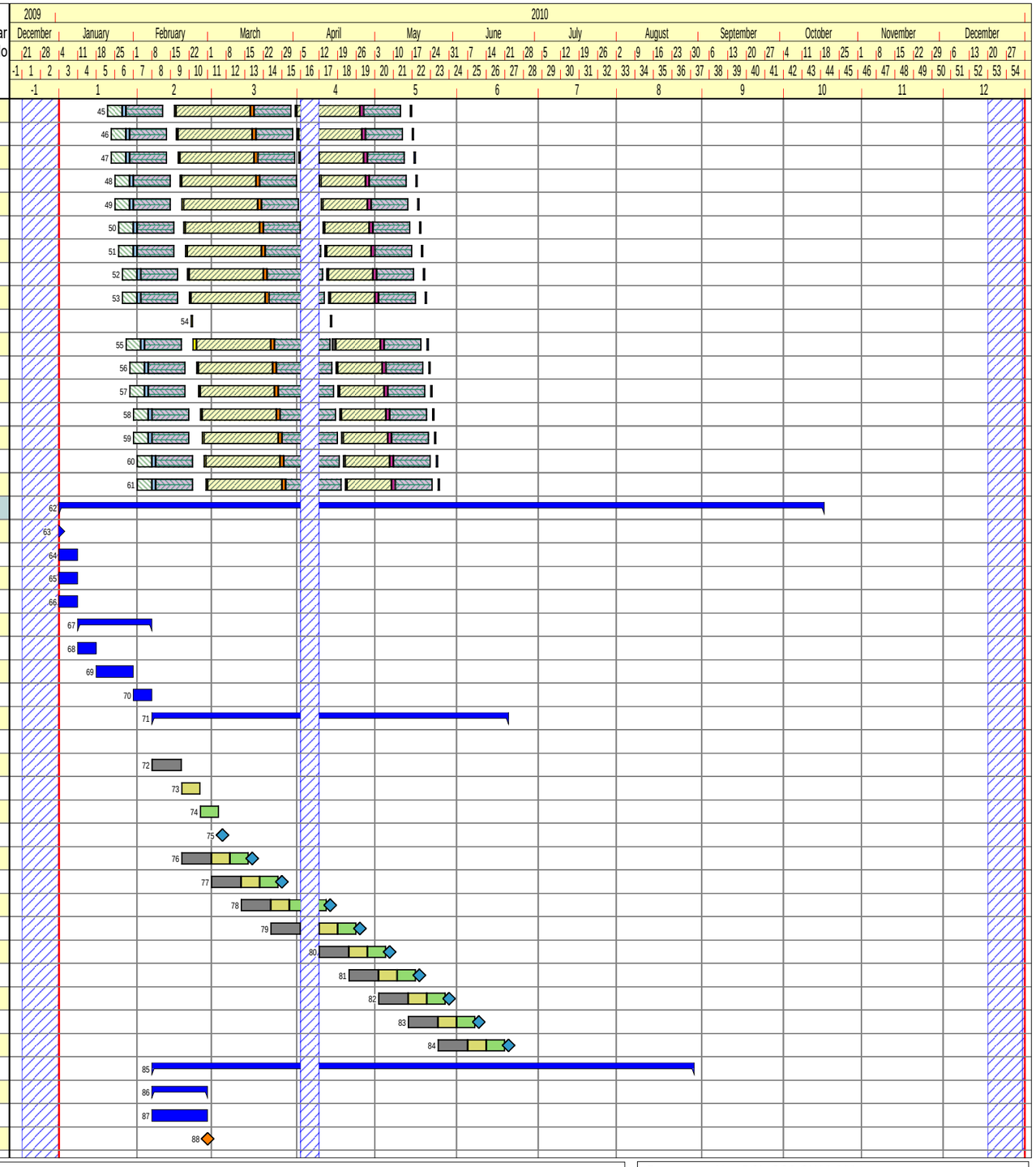

Date of Issue: 06/01/2010 Drawn By: DAB
Print Date: 06/01/2010 Page 2 of 6

Comments: Programme for Contract

Programme No.: BCL-GS2-CN02-0001
Revision: 02 Revision Date: 06/01/2010

File Path: C:\Documents and Settings\DaveBow\My Documents\Planning\NSGH\Programmes\Current\091209 NSGH Compliant Programme 01.pp

A52756968

Brookfield

"This programme is copyright and the property of Brookfield Construction (UK) Ltd and must not be used with out written approval".

New South Glasgow Hospitals Project

Stage 2 Detailed Design to Full Business Case Programme

This programme is strictly for information only, and will not form any part of any resulting Sub-Contract

Brookfield

Line	Activity	Calendar Week No Start	Date Start	Duration (Working Weeks)	Date Finish	Calendar Week No Finish
89	**Standard Room Types (SRT)**	11	05 Mar 10	24w	31 Aug 10	37
	Agree Standard Room Types Batch 1 (50)					
90	*Prepare Standard Room Types (50) and submit to Board for review/comment*	11	05 Mar 10	2w	19 Mar 10	13
91	*Board review / comment period Round 1*	14	22 Mar 10	2w	31 Mar 10	15
92	*Amend and re-submit Standard Room Types to Board for review / comment*	15	01 Apr 10	1w	15 Apr 10	17
93	*Board review / comment period Round 2*	17	16 Apr 10	1w	22 Apr 10	18
94	*Amend and re-submit Standard Room Types to Board for sign-off*	18	23 Apr 10	1w	28 Apr 10	19
95	*Sign-off Standard Room Types*	19	29 Apr 10		29 Apr 10	19
96	Agree Standard Room Types Batch 2 (50)	14	22 Mar 10	7w	14 May 10	21
97	Agree Standard Room Types Batch 3 (50)	17	13 Apr 10	7w	31 May 10	24
98	Agree Standard Room Types Batch 4 (50)	19	28 Apr 10	7w	15 Jun 10	26
99	Agree Standard Room Types Batch 5 (50)	21	13 May 10	7w	30 Jun 10	28
100	Agree Standard Room Types Batch 6 (50)	23	28 May 10	7w	15 Jul 10	30
101	Agree Standard Room Types Batch 7 (50)	26	14 Jun 10	7w	30 Jul 10	32
102	Agree Standard Room Types Batch 8 (50)	28	29 Jun 10	7w	16 Aug 10	35
103	Agree Standard Room Types Batch 9 (26)	30	14 Jul 10	7w	31 Aug 10	37
104	**1:50 Detailed Design Departmental Layouts Sign-off**	18	19 Apr 10	26w	18 Oct 10	44
105	**Adult 1:50's Detailed Design Departmental Layouts User Groups & Sign-off**	18	19 Apr 10	24w	05 Oct 10	42
106	Issue 6 week Notice of 1:50 User Group Meetings	18	19 Apr 10		19 Apr 10	18
	Inpatient Wards and Haemato-oncology					
107	*Initial Drawing Production*	24	31 May 10	1w	08 Jun 10	25
108	*Issue Meeting Agenda and Drawings 1*	25	09 Jun 10	0w	09 Jun 10	25
109	*Board Review*	25	10 Jun 10	2w	23 Jun 10	27
110	*User Group Meeting 1*	27	24 Jun 10	0w	24 Jun 10	27
111	*Drawing Production Period*	27	25 Jun 10	5w	29 Jul 10	32
112	*Issue Meeting Agenda and Drawings 2*	32	30 Jul 10	0w	30 Jul 10	32
113	*Board Review*	33	02 Aug 10	1w	06 Aug 10	33
114	*User Group Meeting 2*	34	10 Aug 10	0w	10 Aug 10	34
115	*Drawing Production Period*	34	11 Aug 10	2w	26 Aug 10	36
116	*Issue Meeting Agenda and Drawings 3*	36	27 Aug 10	0w	27 Aug 10	36
117	*Board Review*	37	30 Aug 10	2w	10 Sep 10	38
118	*User Group Meeting 3 and Sign-off*	40	21 Sep 10	0w	21 Sep 10	40
119	Renal Inpatients & Day Unit ad Renal Dialysis	24	01 Jun 10	15w	21 Sep 10	40
120	Pharmacy & Aseptic Suite	24	01 Jun 10	15w	22 Sep 10	40
121	Critical Care	24	02 Jun 10	15w	22 Sep 10	40
122	Radiology	24	03 Jun 10	15w	23 Sep 10	40
123	Nuclear Medicine	24	03 Jun 10	15w	24 Sep 10	40
124	Operating Theatres AODOS & Recovery	24	04 Jun 10	15w	24 Sep 10	40
125	Endoscopy	24	04 Jun 10	15w	27 Sep 10	41
126	Emergency Centre	25	07 Jun 10	15w	27 Sep 10	41
127	Review / Planning / Organising meeting	28	02 Jul 10	0w	18 Aug 10	35
128	Acute Assessment Unit General	25	07 Jun 10	15w	28 Sep 10	41
129	Acute Assessment Unit (Sp Clusters)	25	07 Jun 10	15w	28 Sep 10	41
130	MDU/Clinical Investigations Unit	25	08 Jun 10	15w	29 Sep 10	41
131	Rehabilitation Suite	25	09 Jun 10	15w	29 Sep 10	41



Date of Issue: 06/01/2010 Drawn By: DAB
Print Date: 06/01/2010 Page 3 of 6

Comments: Programme for Contract

Programme No.: BCL-GS2-CN02-0001
Revision: 02 Revision Date: 06/01/2010

File Path: C:\Documents and Settings\DaveBow\My Documents\Planning\NSGH\Programmes\Current\091209 NSGH Compliant Programme 01.pp

A52756968

Brookfield

"This programme is copyright and the property of Brookfield Construction (UK) Ltd and must not be used with out written approval".

New South Glasgow Hospitals Project

Stage 2 Detailed Design to Full Business Case Programme

This programme is strictly for information only, and will not form any part of any resulting Sub-Contract

Brookfield

Line	Activity	Calendar Week No Start	Date Start	Duration (Working Weeks)	Date Finish	Calendar Week No Finish
132	OPD (Generic)	25	09 Jun 10	15w	30 Sep 10	41
133	OPD (Specialities)	25	10 Jun 10	15w	30 Sep 10	41
134	Review / Planning / Organising meeting	29	09 Jul 10	0w	25 Aug 10	36
135	Admin Training H Records & Staff Facilities	25	11 Jun 10	15w	01 Oct 10	41
136	Main Entrance & Public Areas	25	11 Jun 10	15w	01 Oct 10	41
137	Decontamination Suite	26	14 Jun 10	15w	04 Oct 10	42
138	FM Facilities (Adult & Children's)	26	14 Jun 10	15w	04 Oct 10	42
139	FM Facilities (Adult & Children's)	26	15 Jun 10	15w	05 Oct 10	42
140	**Children's 1:50's Detailed Design Departmental Layouts User Groups & Sign-off**	26	16 Jun 10	18w	18 Oct 10	44
141	Inpatient Wards and Renal Services	26	16 Jun 10	15w	05 Oct 10	42
142	Acute Receiving Unit	26	16 Jun 10	15w	06 Oct 10	42
143	Review / Planning / Organising meeting	30	16 Jul 10	0w	31 Aug 10	37
144	Cardiology & Cardio/Respiratory Investigation	26	17 Jun 10	15w	06 Oct 10	42
145	Critical Care (PICU)	26	17 Jun 10	15w	07 Oct 10	42
146	Theatres, Endoscopy & Recovery	26	18 Jun 10	15w	07 Oct 10	42
147	Day & 23 Hour Unit	26	18 Jun 10	15w	08 Oct 10	42
148	Bio-Engineering & Medical Services	27	21 Jun 10	15w	08 Oct 10	42
149	Medical Physics	27	21 Jun 10	15w	11 Oct 10	43
150	Radiology, CT & MRI Suite	27	22 Jun 10	15w	11 Oct 10	43
151	Clinical Investigations Unit/MDU	27	22 Jun 10	15w	12 Oct 10	43
152	Emergency Centre	27	23 Jun 10	15w	12 Oct 10	43
153	Observation Ward	27	23 Jun 10	15w	13 Oct 10	43
154	Review / Planning / Organising meeting	31	23 Jul 10	0w	07 Sep 10	38
155	OPD	27	24 Jun 10	15w	13 Oct 10	43
156	Schiehallion Ward	27	25 Jun 10	15w	14 Oct 10	43
157	Day Case Unit & Teenage Cancer Trust	27	25 Jun 10	15w	14 Oct 10	43
158	DCFP	28	28 Jun 10	15w	15 Oct 10	43
159	Rehabilitation Suite & Special Feeds	28	28 Jun 10	15w	15 Oct 10	43
160	Admin, Training, H Records & Staff Facilities	28	29 Jun 10	15w	18 Oct 10	44
161	Main Entrance & Public Areas	28	29 Jun 10	15w	18 Oct 10	44
162	**Planning Approval Process (Reserved Matters)**	5	19 Jan 10	36w	06 Oct 10	42
163	**Formal Dialogue Presentation Meetings with GCC Planning Committe**	5	19 Jan 10	22w	30 Jun 10	28
164	Initial Meeting with Glasgow City Council Planning Dept	5	19 Jan 10		19 Jan 10	5
165	Glasgow City Council Planning Meetings	9	16 Feb 10	2w	30 Jun 10	28
166	**Reserved Matters**	19	28 Apr 10	23w	06 Oct 10	42
167	Reserved Matters Approval 1	19	28 Apr 10	14w	04 Aug 10	33
168	Reserved Matters Approval 2	21	12 May 10	14w	18 Aug 10	35
169	Reserved Matters Approval 3	23	28 May 10	14w	03 Sep 10	37
170	Reserved Matters Approval 4	25	11 Jun 10	14w	17 Sep 10	39
171	Reserved Matters Approval 5	28	30 Jun 10	14w	06 Oct 10	42
172	Formal Planning Consent Granted	42	06 Oct 10		06 Oct 10	42
173	**Presentations and Roadshows**	42	06 Oct 10	4w	01 Nov 10	46
174	Presentations & Roadshows 1st round 2 day event	42	06 Oct 10	1w	12 Oct 10	43
175	Presentations & Roadshows 2nd round 2 day event	45	26 Oct 10	1w	01 Nov 10	46
176	Prepare and submit Building Warrant application (initial submission)	42	06 Oct 10	4w	05 Nov 10	46



Date of Issue: 06/01/2010 Drawn By: DAB
Print Date: 06/01/2010 Page 4 of 6

Comments: Programme for Contract

Programme No.: BCL-GS2-CN02-0001
Revision: 02 Revision Date: 06/01/2010

File Path: C:\Documents and Settings\DaveBow\My Documents\Planning\NSGH\Programmes\Current\091209 NSGH Compliant Programme 01.pp

A52756968

Brookfield

"This programme is copyright and the property of Brookfield Construction (UK) Ltd and must not be used with out written approval".

New South Glasgow Hospitals Project

Stage 2 Detailed Design to Full Business Case Programme

This programme is strictly for information only, and will not form any part of any resulting Sub-Contract

Brookfield

Line	Activity	Calendar Week No Start	Date Start	Duration (Working Weeks)	Date Finish	Calendar Week No Finish
177	Prepare and submit Section 75 application	42	06 Oct 10	4w	05 Nov 10	46
178	**Surveys and Tests**	3	04 Jan 10	18w	14 May 10	21
179	Ground investigation lab tests and reports	3	04 Jan 10	10w	12 Mar 10	12
180	Hyrdrological survey	3	04 Jan 10	5w	03 Feb 10	7
181	Watercourse condition survey	3	04 Jan 10	5w	03 Feb 10	7
182	Survey existing services infrastructure & diversion routes	3	04 Jan 10	5w	03 Feb 10	7
183	Survey existing drains	3	04 Jan 10	5w	03 Feb 10	7
184	Topographical survey	3	04 Jan 10	5w	03 Feb 10	7
185	Tree survey and report	4	11 Jan 10	4w	03 Feb 10	7
186	Asbestos survey	6	25 Jan 10	8w	19 Mar 10	13
187	Existing condition survey and dilapidation report	13	15 Mar 10	8w	14 May 10	21
188	Existing background noise survey	13	15 Mar 10	4w	16 Apr 10	17
189	**Medical Equipment Programme**	3	04 Jan 10	41w	20 Oct 10	44
190	**Group 2 and 3 Equipment**	3	04 Jan 10	41w	20 Oct 10	44
191	Board issue list of Group 2 and 3 equipment (from ADB Codes)	3	04 Jan 10	1w	08 Jan 10	3
192	Schedule transferred equipment	37	02 Sep 10	1w	08 Sep 10	38
193	Agree access programme for Board installed equipment and fit out	38	09 Sep 10	4w	06 Oct 10	42
194	Develop equipment transfer programme	42	07 Oct 10	2w	20 Oct 10	44
195	**Group 1 Equipment**	3	04 Jan 10	32w	23 Aug 10	36
196	Review Codebook equipment descriptions	3	04 Jan 10	8w	26 Feb 10	10
197	Produce generic specification for equipment	5	18 Jan 10	12w	16 Apr 10	17
198	Clinical approval of generic specification	7	01 Feb 10	12w	30 Apr 10	19
199	Board complete Clinical approval of generic specifications	9	15 Feb 10	12w	14 May 10	21
200	Update Equipment lists & specs during 1:50 process	11	01 Mar 10	12w	28 May 10	23
201	Obtain budget quotations	24	31 May 10	4w	25 Jun 10	27
202	Obtain service connections & structural requirements	28	28 Jun 10	2w	09 Jul 10	29
203	Produce performance specifications	28	28 Jun 10	6w	06 Aug 10	33
204	Clinical approval of performance specifications	30	12 Jul 10	6w	20 Aug 10	35
205	Board complete Clinical approval of performance specifications	36	23 Aug 10		23 Aug 10	36
206	**All Equipment**	36	23 Aug 10	3w	10 Sep 10	38
207	Ratify full equipement list	36	23 Aug 10	3w	10 Sep 10	38
208	**Design Development Programme Documents as per Appendix K**	9	16 Feb 10	34w	18 Oct 10	44
209	Contractors Proposal report demonstrating compliance	41	01 Oct 10		01 Oct 10	41
210	**Architectural**	34	09 Aug 10	9w	13 Oct 10	43
211	**Drawings**	42	06 Oct 10		06 Oct 10	42
212	**NBS Specification**	34	09 Aug 10	1w	18 Aug 10	35
213	**Product Information**	43	13 Oct 10		13 Oct 10	43
214	**M&E Services Systems**	9	16 Feb 10	34w	18 Oct 10	44
215	**General Documents**	9	16 Feb 10	34w	18 Oct 10	44
216	Input for Detailed Planning and Building Regulation Compliance	9	16 Feb 10	7w	12 Apr 10	17
217	Full dynamic modelling of building environment	44	18 Oct 10		18 Oct 10	44
218	Condensation analysis	44	18 Oct 10		18 Oct 10	44
219	CLG Approved National Calculation Methodology Tool Compliance report	44	18 Oct 10		18 Oct 10	44
220	Design calculations	40	20 Sep 10		20 Sep 10	40
221	Acoustic report	40	20 Sep 10		20 Sep 10	40

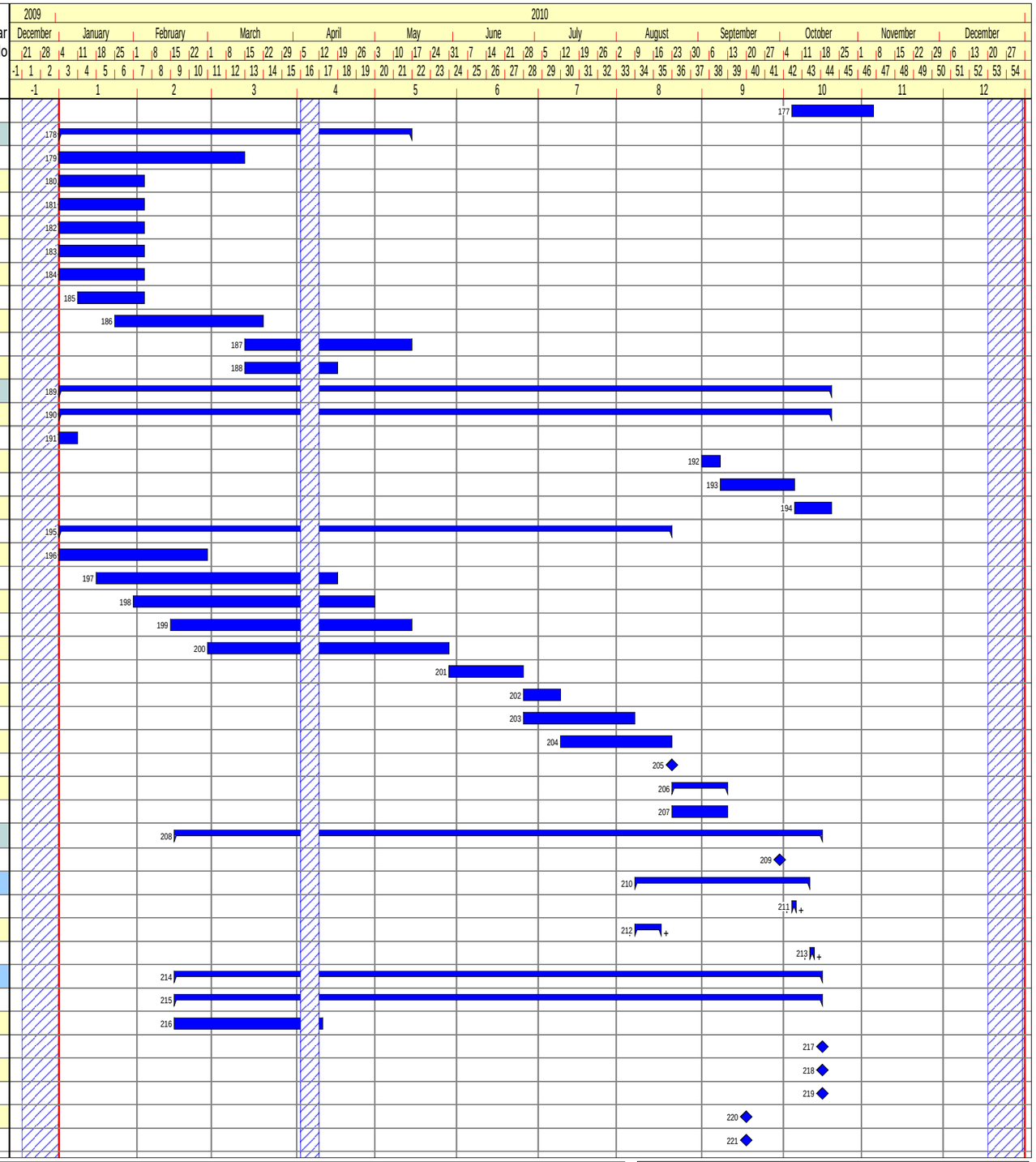

Date of Issue: 06/01/2010 Drawn By: DAB
Print Date: 06/01/2010 Page 5 of 6

Comments: Programme for Contract

Programme No.: BCL-GS2-CN02-0001
Revision: 02 Revision Date: 06/01/2010

File Path: C:\Documents and Settings\DaveBow\My Documents\Planning\NSGH\Programmes\Current\091209 NSGH Compliant Programme 01.pp

A52756968

Brookfield

"This programme is copyright and the property of Brookfield Construction (UK) Ltd and must not be used with out written approval".

New South Glasgow Hospitals Project

Stage 2 Detailed Design to Full Business Case Programme

This programme is strictly for information only, and will not form any part of any resulting Sub-Contract

Brookfield

Line	Activity	Calendar Week No Start	Date Start	Duration (Working Weeks)	Date Finish	Calendar Week No Finish
222	Environmental proving proposals of all systems	40	20 Sep 10		20 Sep 10	40
223	CDM Risk assessment and detailed design statement	40	20 Sep 10		20 Sep 10	40
224	Fully integrated asset management system	42	06 Oct 10		06 Oct 10	42
225	Commissioning settings incl microbiological testing proposals.	40	20 Sep 10		20 Sep 10	40
226	Compliance with ER's report	42	06 Oct 10		06 Oct 10	42
227	**Schematics Drawings**	42	06 Oct 10		06 Oct 10	42
228	**Detailed Drawings**	42	06 Oct 10		06 Oct 10	42
229	**Specifications**	42	06 Oct 10		06 Oct 10	42
230	**Component Product & Manufacturer Schedule**	40	20 Sep 10		20 Sep 10	40
231	**Lift Installation**	42	06 Oct 10		06 Oct 10	42
232	**Civils and Structural**	40	20 Sep 10	2w	06 Oct 10	42
233	**General External Infrastructure Works**	42	06 Oct 10		06 Oct 10	42
234	**Roads**	42	06 Oct 10		06 Oct 10	42
235	**Documents**	42	06 Oct 10		06 Oct 10	42
236	**Drawings**	42	06 Oct 10		06 Oct 10	42
237	**1:500**	42	06 Oct 10		06 Oct 10	42
238	**Typical Sections (to appropriate scale)**	42	06 Oct 10		06 Oct 10	42
239	**Drainage**	42	06 Oct 10		06 Oct 10	42
240	**Documents**	42	06 Oct 10		06 Oct 10	42
241	**SEPA approval**	42	06 Oct 10		06 Oct 10	42
242	**Scottish Water approval /support of the following:**	42	06 Oct 10		06 Oct 10	42
243	**Glasgow City Council approval /support of the following:**	42	06 Oct 10		06 Oct 10	42
244	**Drawings**	42	06 Oct 10		06 Oct 10	42
245	Traffic Management Strategy Written statement on maintaining access	42	06 Oct 10		06 Oct 10	42
246	**Acute Adults & Children's Hospital Car Parks, Laboratory and Energy Centre**	40	20 Sep 10	2w	06 Oct 10	42
247	Design Philosophy statement	42	06 Oct 10		06 Oct 10	42
248	Drawings Stage E tender status (minimum)	42	06 Oct 10		06 Oct 10	42
249	**Specifications**	40	20 Sep 10		20 Sep 10	40
250	**Full Business Case (FBC) Approval Process**	3	04 Jan 10	43w	08 Nov 10	47
251	Board Prepare the Full Business Case	3	04 Jan 10	40w	19 Oct 10	44
252	Board FBC Approval	44	20 Oct 10	2w	01 Nov 10	46
253	OGC Gateway 3 Review Point - (Investment Decision)	46	02 Nov 10	1w	05 Nov 10	46
254	FBC Approval	47	08 Nov 10		08 Nov 10	47
255	**Award Contract**	47	08 Nov 10		08 Nov 10	47
256	**Programmes**	51	08 Dec 10		08 Dec 10	51
257	Issue detailed civil, structural and M&E programmes within one month of contract execution	51	08 Dec 10		08 Dec 10	51

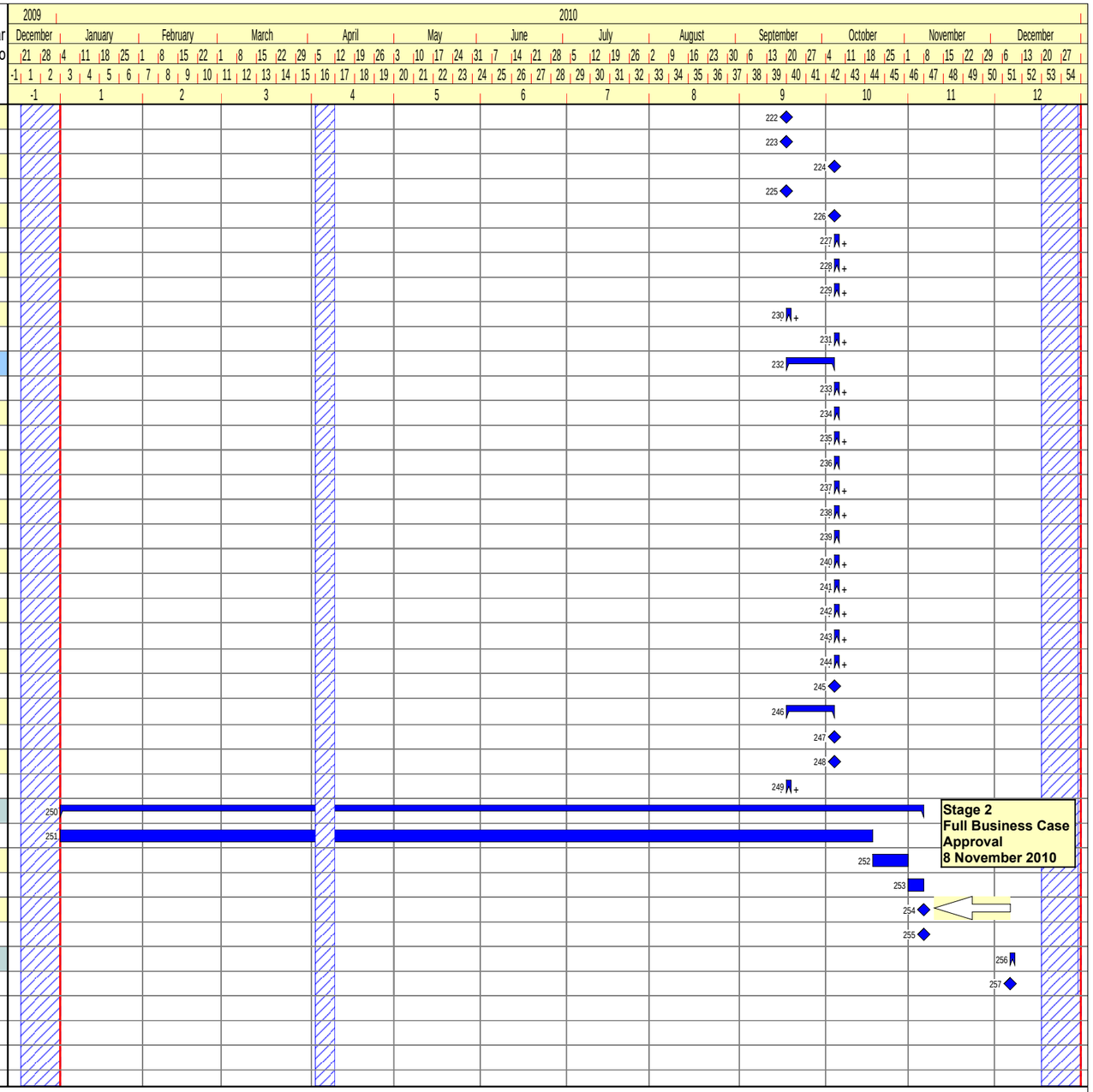

Design Legend

- Initial Drawing production
- Issue Meeting Agenda and drawings 1
- Board Review
- User Group Meeting 1
- Drawing Production Period
- Issue Meeting Agenda and drawings 2
- User Group Meeting 2
- Issue Meeting Agenda and drawings 3
- User Group Meeting 3
- Prepare RDS and submit to Board for review
- Board review/comment RDS
- Amend RDS and re-issue
- Sign-off RDS
- Sign-off Standard Room Types
- Prepare Standard Room Types and submit to Board
- Board review SRT Round 1
- Amend and resubmit SRT 1
- Board review SRT Round 2
- Amend and resubmit SRT 2
- Issue Notice of User Group Mtgs
- Planning Appliccation
- Planning Approval Period

Date of Issue: 06/01/2010 Drawn By: DAB
Print Date: 06/01/2010 Page 6 of 6

Comments: Programme for Contract

Programme No.: BCL-GS2-CN02-0001
Revision: 02 Revision Date: 06/01/2010

File Path: C:\Documents and Settings\DaveBow\My Documents\Planning\NSGH\Programmes\Current\091209 NSGH Compliant Programme 01.pp

A52756968

NEW SOUTH GLASGOW PROJECT - NA Project Team - Stage 2

CAPE TOWN TEAM

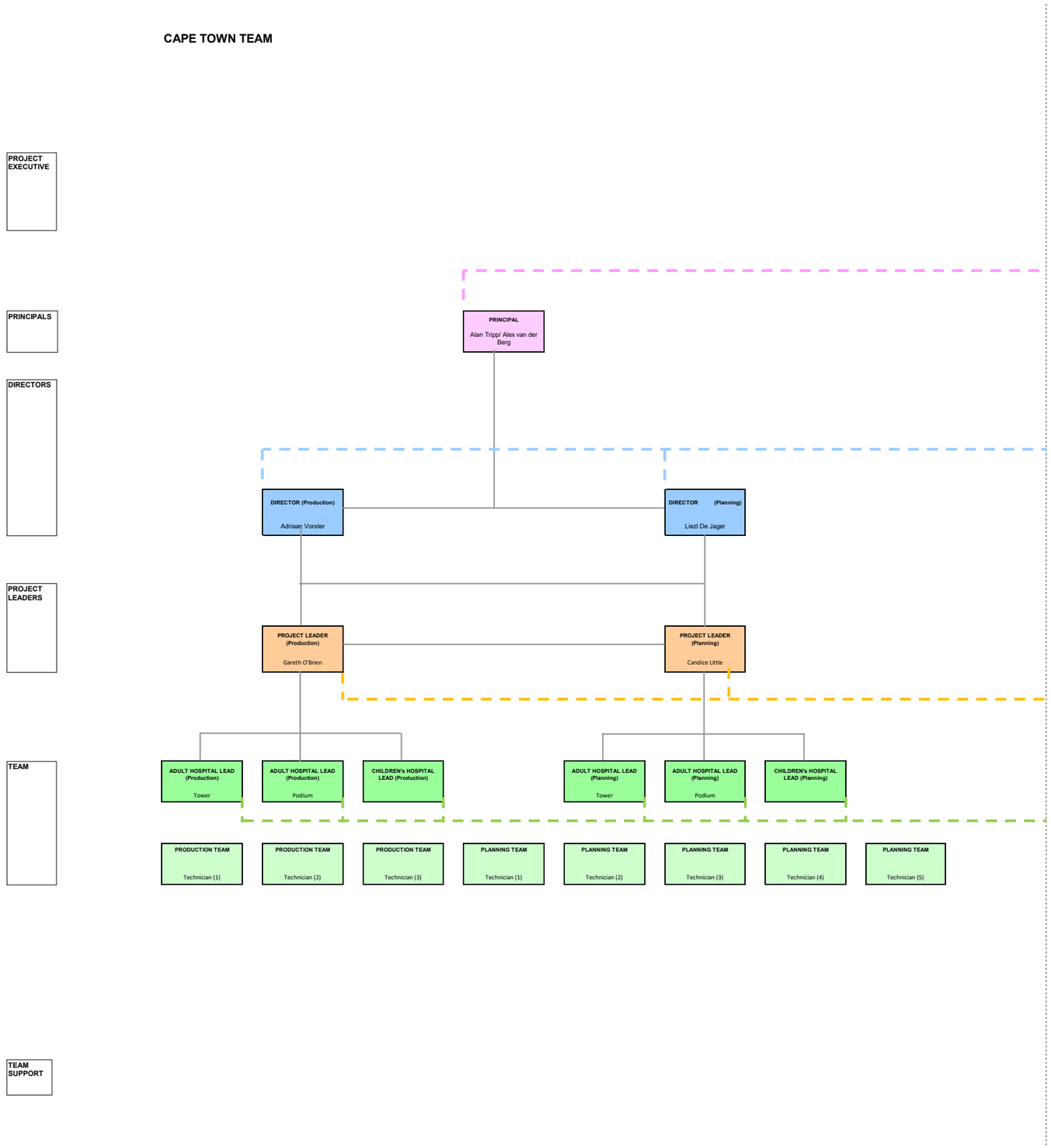

NEW SOUTH GLASGOW PROJECT - NA Project Team - Stage 2

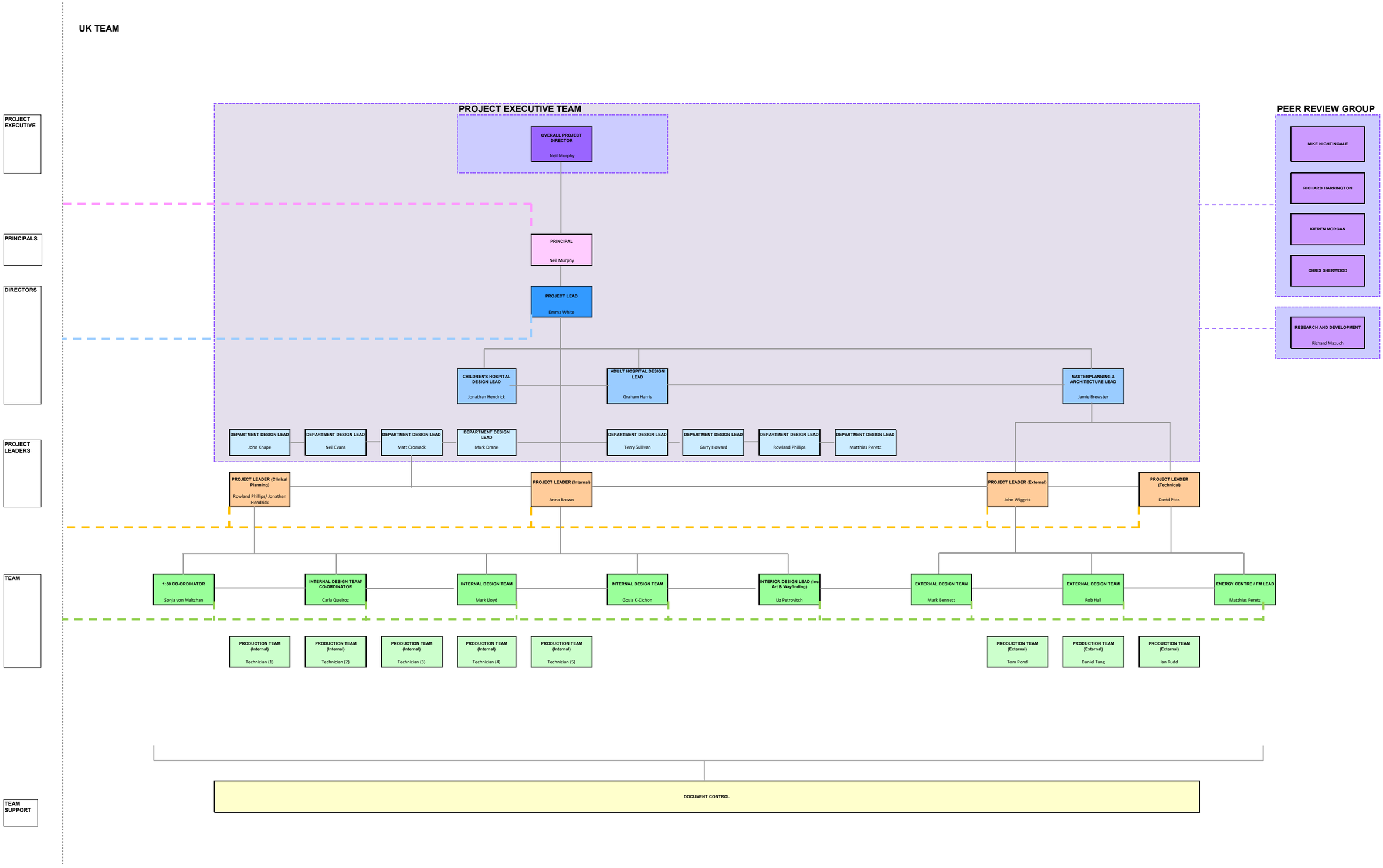

Children's Design User Group Meetings 1 - 1:200 Stage (Week Four)

Venue/s: **Cardiology Teaching Room, RHSC, Dalnair Street, Glasgow G38SJ.**
Committee Room, RHSC, Dalnair Street, Glasgow G38SJ.
Conference Room, QMH, Dalnair Street, Glasgow G38SJ.

	Monday			Tuesday			Wednesday			Thursday			Friday		
UGM 1		**08/02/2010**			**09/02/2010**			**10/02/2010**			**11/02/2010**			**12/02/2010**	
	9.00	Adult's Meetings	**GHo**	**9.00**	FM Facilites (Adult & Children's)	GHo/ **MP**	**9.00**			**9.00**	Medical Illustration (Adults & Childrens)	**JH**	**9.00**	Emergency Department & Transport Base	**JH**
	10.00			**10.00**			**10.00**			**10.00**			**9.30**		
	11.00			**11.00**	Coffee (30 mins)		**11.00**	Child Protection	**JH**	**11.00**			**10.30**		
	12.00	Cardiology Ward	**JH**	**11.30**	FM Facilites (Adult & Children's)	GHo/ **MP**	**11.30**			**11.30**			**11.30**	Observation Ward	**JH**
	13.00			**12.30**			**12.00**			**12.00**			**12.00**		
	13.30	Coffee (30 mins)		**13.30**	Lunch (30mins)		**13.30**			**13.30**			**13.30**		
	14.00	Cardiology Testing & Lung Function Suite (Cardio/Respiratory Investigation)	**JH**	**14.00**	FM Facilites (Adult & Children's)	GHo/ **MP**	**14.00**			**13.00**	Inpatient Wards & Renal Services	**JH**	**13.00**		
	15.00			**15.00**			**15.00**			**14.00**			**14.00**		
	16.00			**15.30**	Coffee (30 mins)		**15.30**			**15.00**	Acute Receiving Unit		**15.00**		
	16.30			**16.30**	FM Facilites (Adult & Children's)	GHo/ **MP**	**16.30**			**16.00**	Renal Dialysis		**16.00**		
	16.30	Theatres/Endoscopy/Recovery & CT/MRI Suite	**JH** / GHo	**17.30**			**17.30**			**17.00**	Hospital at Night		**17.00**		
	17.00														
	17.30														
		Day & 23 Hour Unit / Sleep Studies	**JH** / GHo												

Group Membership:
Mairi Macleod
Frances Wrath
Fiona McCluskey
Karen Connelly

Brookfield :
David Bower

NA Team:
Jonathan Hendrick (JH)
Garry Howard (GHo)
Matthias Peretz (MP)

Doig & Smith:
David McLeish

Tribal:
Scott McCallum

ZBP & Gillespies:
tbc

UGM Meeting for Day & 23 Hour Unit/Sleep Studies cancelled

A52756968

Children's Design User Group Meetings 1 - 1:200 Stage (Week Five)

Venue/s: **Conference Room, QMH, Dalnair Street, Glasgow G38SJ.**
Seminar Room Schiehallion, RHSC, Dalnair Street, Glasgow G38SJ.
80 Queen Elizabeth Ave, Renfrewshire G524 (Hillington Park).
Committee Room, RHSC, Dalnair Street, Glasgow G38SJ

	Monday			Tuesday			Wednesday			Thursday			Friday		
UGM 1		**15/02/2010**			**16/02/2010**			**17/02/2010**			**18/02/2010**			**19/02/2010**	
	9.00			**9.00**			**9.00**			**9.00**			**9.00**	Medical Records	**JH**
	10.00			**10.00**			**10.00**			**10.00**			**10.00**		
	11.00			**11.00**			**11.00**			**11.00**	Ophthalmology	**JH**	**11.00**		
	11.30			**11.30**			**11.30**			**12.00**			**12.00**		
	12.30			**12.30**			**12.30**			**12.30**			**12.30**	Audiology	**JH**
	13.30			**13.30**			**13.30**			**13.00**	Schiehallion Ward (Haemato - oncology), Day Case & TCT	**JH**	**13.30**		
	14.00			**14.00**	Main Entrance & Public Areas	JH / **AB**	**14.00**			**14.00**			**14.00**		
	15.00			**15.00**			**15.00**			**15.00**			**15.00**		
	15.30			**15.30**	Coffee (30 mins)		**15.30**			**16.00**			**16.00**		
	16.30			**16.30**	Admin, Training, H Records & Staff Fac	JH / **AB**	**16.30**			**16.30**			**16.30**		
	17.30			**17.00**			**17.30**			**17.30**			**17.30**		

Group Membership:
Mairi Macleod
Frances Wrath
Fiona McCluskey
Karen Connelly

Brookfield :
David Bower

NA Team:
Anna Brown (AB)
Jonathan Hendrick (JH)

Doig & Smith:
David McLeish

Tribal:
Scott McCallum

ZBP & Gillespies:
tbc

A52756968

Children's Design User Group Meetings 1 - 1:200 Stage (Week Six)

Venue/s: **Classroom, QMH, Dalnair Street, Glasgow G38SJ.**
Conference Room, QMH, Dalnair Street, Glasgow G38SJ.
Imaging Room, RHSC, Dalnair Street, Glasgow G38SJ.
Caledonian House, RHSC, Dalnair Street, Glasgow G38SJ.
PICU Department, RHSC, Dalnair Street, Glasgow G38SJ.
Anathestic Seminar Room, RHSC, Dalnair Street, Glasgow G38SJ

	Monday			Tuesday			Wednesday			Thursday			Friday		
UGM 1		**22/02/2010**			**23/02/2010**			**24/02/2010**			**25/02/2010**			**26/02/2010**	
	9.00	OPD (Generic)	**GHo** / MC	**9.00**	Medical Physics & Bio-Engineering	**TS** / MC	**9.00**	Radiology	**TS** / MC	**9.00**	Day Investigation Unit	**JH**	**9.00**		
	10.00			**10.00**			**10.00**			**10.00**			**10.00**		
	11.00	Coffee (30 mins)		**11.00**	Coffee (30 mins)		**11.00**			**11.00**			**11.00**		
	11.30	OPD (Generic)	**GHo** / MC	**11.30**	Medical Physics & Bio-Engineering	**TS** / MC	**11.30**			**11.30**			**11.30**		
	12.30			**12.00**			**12.00**	Lunch (1hr 30mins)		**12.30**			**12.30**		
	13.30	Lunch (30mins)		**12.30**			**12.30**			**13.30**	Critical Care (PICU)	**JH**	**13.30**		
	14.00	OPD (Specialities)	**GHo** / MC	**13.00**	Rehabilitation & Therapies	**TS** / MC	**13.00**	Psychiatry / DCFP	**TS** / MC	**14.00**			**14.00**		
	15.00			**14.00**			**14.00**			**14.30**	Coffee (30 mins)		**14.30**		
	15.30	Coffee (30 mins)		**15.30**	Coffee (30 mins)		**15.30**			**15.00**	Critical Care (PICU)	**JH**	**15.00**		
	16.30	OPD (Specialities)	**GHo** / MC	**16.30**	Rehabilitation & Therapies	**TS** / MC	**16.00**			**16.00**			**16.00**		
	17.00			**17.00**			**17.00**			**17.30**			**17.30**		
				17.30	Dermatology (Adults OPD)	**TS** / MC									

Group Membership:
Mairi Macleod
Frances Wrath
Fiona McCluskey
Karen Connelly

Brookfield :
David Bower

NA Team:
Garry Howard (GHo)
Jonathan Hendrick (JH)
Terry Sullivan (TS)
Matt Cromack (MC)

Doig & Smith:
David McLeish

Tribal:
Scott McCallum

A52756968

Adult Design User Group Meetings 2 - 1:200 Stage (Week One)

Venue/s: **NHS Contact Centre, 1 Jubilee Court, Hillington Park, Glasgow, Lanarkshire G52 4LB, UK.**

	Monday			Tuesday			Wednesday			Thursday			Friday		
UGM 2		**08/03/2010**			**09/03/2010**			**10/03/2010**			**11/03/2010**			**12/03/2010**	
	9.00	Rehabilitation OPD	TS / **NE** / MC	**9.00**	Main Entrance & Public Areas	GHa / **AB**	**9.00**	Renal Inpatients & Day Unit	TS / **MD**	**9.00**	OPD (Generic)	TS / NE / **MC**	**9.00**	Acute Assessment Unit (General)	GHa / **TS** / MC
	10.00			**10.00**			**10.00**			**10.30**			**10.30**		
	11.00	Stroke Ward		**11.00**	Coffee (30 mins)		**11.00**				Coffee (30 mins)			Coffee (30 mins)	
	12.00		**TS** / NE	**11.30**	Main Entrance & Public Areas	GHa / **AB**	**11.30**	Coffee (30 mins)		**11.00**	OPD (Generic)	TS / NE / **MC**	**11.00**	Acute Assessment Unit (General)	GHa / **TS** / MC
	13.00			**12.30**			**12.30**	Renal Dialysis	TS / **MD**	**12.00**			**13.00**		
		Lunch		**13.00**			**13.00**				Lunch			Lunch	
				14.00			**14.00**			**13.30**	Operating Theatres, AODOS & Recovery	**GHo** / TS	**14.30**	Acute Assessment Unit (General)	GHa / **TS** / MC
	14.30	Inpatient Wards (Generic)	**TS** / NE	**14.30**			**14.30**			**14.30**			**15.00**		
	15.30			**15.30**			**15.00**			**15.00**	Coffee (30 mins)			Coffee (30 mins)	
	15.30	Coffee (30 mins)		**15.30**			**15.30**			**16.00**	Operating Theatres, AODOS & Recovery	**GHo** / TS	**15.30**	Diabetes	**MC**
	16.00	Inpatient Wards (Generic)	**TS** / NE	**16.00**			**16.30**			**17.00**			**17.00**		
	17.30			**17.30**			**17.30**			**17.30**			**17.30**		

Board Group Membership:
Heather Griffin
Frances Wrath
Fiona McCluskey
Karen Connelly

Brookfield :
David Bower

NA Team:
Terry Sullivan (TS)
Neil Evans (NE)
Mark Drane (MD)
Graham Harris (GHa)
Anna Brown (AB)

Doig & Smith:
Bill McGaugie

Tribal:
Paul Britton

Gillespies:
tbc

ZBP:
tbc

A52756968

Adult Design User Group Meetings 2 - 1:200 Stage (Week Two)

Venue/s: **NHS Contact Centre, 1 Jubilee Court, Hillington Park, Glasgow, Lanarkshire G52 4LB, UK.**

	Monday			Tuesday			Wednesday			Thursday			Friday		
UGM 2		**15/03/2010**			**16/03/2010**			**17/03/2010**			**18/03/2010**			**19/03/2010**	
	9.00	Radiology	TS / **MC**	**9.00**	MDU/Clinical Investigations Unit	**GHa**	**9.00**	Coronary Care Unit (CCU)	**GHa** / MC	**9.00**	Emergency Department (ED)	**GHa**	**9.00**	Critical Care	**GHa**
	10.00			**10.00**			**10.00**			**10.00**			**10.00**		
	11.00	Coffee (30 mins)		**11.00**	Coffee (30 mins)		**10.30**	Coffee (30 mins)		**11.00**	Coffee (30 mins)		**11.00**	Coffee (30 mins)	
	11.30	Radiology	TS / **MC**	**11.30**	MDU/Clinical Investigations Unit	**GHa**	**11.30**	Cardiology OPD & Rehab	GHa / **MC** / MD	**11.30**	Emergency Department (ED)	**GHa**	**11.30**	Critical Care	**GHa**
	13.00			**12.00**			**12.30**			**12.30**			**12.30**		
		Lunch (30mins)						Lunch (60mins)		**13.00**				Lunch	
	13.30	Radiology	TS / **MC**	**13.30**			**13.30**	Orthopaedics	**MC** / MD	**13.30**	Lunch		**13.30**	Endoscopy	**GHa**
	15.00			**15.00**			**14.30**			**14.00**	Dermatology (Adults OPD)	GHa / **MC**	**14.00**		
	15.30	Coffee (30 mins)		**15.30**			**14.30**	ENT	**MC** / MD	**15.00**			**15.00**		
	16.00	Radiology	TS / **MC**	**16.00**			**15.15**			**16.00**	Coffee		**16.00**		
	15.00			**15.00**			**15.30**	Ophthalmology	**MC** / MD	**17.00**	Urology	GHa / **MC**	**17.00**		
							17.30			**18.00**			**17.30**		

Group Membership:
Heather Griffin
Frances Wrath
Fiona McCluskey
Karen Connelly

Brookfield :
David Bower

NA Team:
Terry Sullivan (TS)
Matt Cromack (MC)
Garry Howard (GHo)
Graham Harris (Gha)

Doig & Smith:
Bill McGaugie

Tribal:
Paul Britton

Gillespies:
tbc

ZBP:
tbc

A52756968

Adult Design User Group Meetings 2 - 1:200 Stage (Week Three)

Venue/s: **NHS Contact Centre, 1 Jubilee Court, Hillington Park, Glasgow, Lanarkshire G52 4LB, UK.**
Physio Gym, OMH, Dalnair Street, Glasgow G38SJ

	Monday			Tuesday			Wednesday			Thursday			Friday		
UGM 2		**22/03/2010**			**23/03/2010**			**24/03/2010**			**25/03/2010**			**26/032010**	
	9.00	FM Facilites (Adult & Children's)	GHo/ **MP**	**9.00**	Pharmacy & Aseptic Suite	**JK / NE**	**9.00**			**9.00**	Children's Meetings	**JH**	**9.00**		
				10.00			**10.00**	Children's Meetings	**JH**	**10.00**			**10.00**	Children's Meetings	**JH**
		Coffee			Coffee		**11.00**			**10.30**			**11.00**		
		FM Facilites (Adult & Children's)	GHo/ **MP**	**11.00**	Pharmacy & Aseptic Suite	**JK / NE**	**11.30**			**11.00**			**11.30**		
				12.00			**12.00**	Children's Meetings	**JH**	**12.00**			**12.00**		
		Lunch		**13.00**			**13.00**			**13.00**			**13.00**	Children's Meetings	JH / **GHa**
				14.00	Children's Meetings	**JH**	**14.00**			**13.30**			**14.00**		
		Decontamination Suite	**GHo**	**15.00**			**15.00**	Medical Illustration (Adults & Childrens)	**JH**	**14.00**	Inpatient Wards (Haemato-Onc)	**NE** / MC	**15.00**		
				16.00			**16.00**			**15.00**			**15.30**		
		Coffee					**16.30**			**15.30**	Coffee		**16.00**		
		Decontamination Suite	**GHo**				**17.00**			**16.00**	Inpatient Wards (Haemato-Onc)	**NE** / MC	**16.30**		
	?									**17.00**			**17.00**		
													18.00		

Group Membership:
Heather Griffin
Frances Wrath
Fiona McCluskey
Karen Connelly
Mairi Macleod

Brookfield :
David Bower

NA Team:
Graham Harris (GHa)
Matt Cromack (MC)
Mark Drane (MD)
John Knape (JK)

Doig & Smith:
Bill McGaugie
David McLeish

Tribal:
Paul Britton
Scott McCallum

Gillespies:
tbc

ZBP:
tbc

A52756968

Children's Design User Group Meetings 2 - 1:200 Stage (Week Three)

Venue: **Physio Gym, QMH, Dalnair Street, Glasgow G38SJ**

	Monday			Tuesday			Wednesday			Thursday			Friday		
UGM 2		**22/03/2010**			**23/03/2010**			**24/03/2010**			**25/03/2010**			**26/03/2010**	
	9.00	Adults Meetings	GHo / **MP**	**9.00**	Adults Meetings	**JK / NE**	**9.00**			**9.00**	Child Protection	**JH**	**9.00**	Inpatient Wards & Renal Services	**JH**
				10.00			**10.00**	Critical Care (PICU)	**JH**	**10.00**			**10.00**		
				11.00			**11.00**			**10.30**			**11.00**	Acute Receiving Unit	
				12.00			**11.30**	Coffee (30 mins)		**11.00**			**11.30**	Renal Dialysis	
				12.30			**12.30**	Critical Care (PICU)	**JH**	**12.00**			**12.00**	Hospital at Night	
		Adults Meetings	**GHo**	**13.30**			**14.00**			**13.00**			**12.30**	Lunch (30mins)	
				14.00	Emergency Department & Transport Base	**JH**	**15.00**	Medical Illustration (Adults & Childrens)	**JH**	**14.00**	Adults Meetings	**NE** / MC	**13.00**	Main Entrance & Public Areas	JH / **GHa** / *
				15.00			**16.00**			**15.00**			**14.00**		
				16.00			**16.30**			**15.30**			**15.00**	Admin, Training, H Records & Staff Fac	JH / **GHa** / *
				17.00			**17.00**			**16.00**	Adults Meetings	**NE** / MC	**16.00**		
				17.30			**17.30**			**17.00**			**17.00**		
													17.30		
														* = ***GHo*** *redraw Design Lead*	

Group Membership:
Mairi Macleod
Frances Wrath
Fiona McCluskey
Karen Connelly

Brookfield :
David Bower

NA Team:
Jonathan Hendrick (JH)
Garry Howard (GHo)
Matthias Peretz (MP)

Doig & Smith:
David McLeish

Tribal:
Scott McCallum

ZBP & Gillespies:
tbc

A52756968

Children's Design User Group Meetings 2 - 1:200 Stage (Week Four)

Venue: **Physio Gym, QMH, Dalnair Street, Glasgow G38SJ**

	Monday			Tuesday			Wednesday			Thursday			Friday	
UGM 2		**29/03/2010**			**30/03/2010**			**31/03/2010**			**01/04/2010**			**02/04/2010**
	9.00	Radiology	**TS** / MC	**9.00**	Rehabilitation, Therapies & Special Feeds	**TS** / MC	**9.00**			**9.00**	Day Investigation Unit	**JH**		
	10.00			**10.00**			**10.00**			**10.00**				
	11.00			**11.00**	Coffee (30 mins)		**11.30**	Audiology	**JH / ***	**11.00**				
	12.00			**12.00**	Rehabilitation, Therapies & Special Feeds	**TS** / MC	**12.00**			**12.00**	Coffee (30 mins)			
	12.30			**13.00**			**13.00**			**13.00**	Cardiology Ward	**JH**		
	13.30	Lunch		**13.30**	Theatres/Endoscopy/Recovery & CT/MRI Suite	**JH** / GHo	**13.30**			**13.30**				
	14.00	Medical Physics & Bio-Engineering	**TS** / MC	**14.00**			**14.00**			**14.00**	Lunch (30mins)			
	14.30			**15.00**			**15.00**			**15.00**	Cardiology Testing & Lung Function Suite (Cardio/Respiratory Investigation)	**JH**		
	15.00	Coffee (30 mins)		**15.30**	Day & 23 Hour Unit / Sleep Studies	**JH** / GHo	**15.30**			**15.30**				
	15.30	Medical Physics & Bio-Engineering	**TS** / MC	**16.30**			**16.30**			**16.00**				
	16.00			**17.00**			**17.00**			**16.30**				
	17.00			**17.30**			* = ***GHo*** *redraw Design Lead*			**17.00**				

Group Membership:
Mairi Macleod
Frances Wrath
Fiona McCluskey
Karen Connelly

Brookfield :
David Bower

NA Team:
Anna Brown (AB)
Jonathan Hendrick (JH)

Doig & Smith:
David McLeish

Tribal:
Scott McCallum

ZBP & Gillespies:
tbc

A52756968

Children's Design User Group Meetings 2 - 1:200 Stage (Week Five)

Venue: **Physio Gym, QMH, Dalnair Street, Glasgow G38SJ**

	Monday			Tuesday			Wednesday			Thursday			Friday		
UGM 2		**05/04/2010**			**06/04/2010**			**07/04/2010**			**08/04/2010**			**09/04/2010**	
	9.00														
	10.00														
	11.00														
	11.30														
	12.30														
	13.30														
	14.00														
	15.00														
	15.30														
	16.30														
	17.00														

Group Membership:
Mairi Macleod
Frances Wrath
Fiona McCluskey
Karen Connelly

Brookfield :
David Bower

NA Team:
Garry Howard (GHo)
Jonathan Hendrick (JH)
Terry Sullivan (TS)
Matt Cromack (MC)

Doig & Smith:
David McLeish

Tribal:
Scott McCallum

ZBP & Gillespies:
tbc

A52756968

Children's Design User Group Meetings 2 - 1:200 Stage (Week Six)

Venue: **Physio Gym, QMH, Dalnair Street, Glasgow G38SJ**

	Monday			Tuesday			Wednesday			Thursday			Friday		
UGM 2		**12/04/2010**			**13/04/2010**			**14/04/2010**			**15/04/2010**			**16/04/2010**	
	9.00						**9.00**						**9.00**		
	9.30	Psychiatry / DCFP	TS / **MC**	**9.30**	Medical Records	**JH**	**10.00**	Nuclear Medicine	**GHa**				**10.00**		
	10.00			**10.00**			**11.00**						**11.00**		
	11.00			**11.00**			**11.30**						**11.30**		
	12.00			**12.00**			**12.30**	Lunch (30mins)					**12.30**		
	13.00			**13.00**			**13.00**	OPD (Generic)	**GHo** / MC				**13.00**		
	14.00			**14.00**			**13.00**	Ophthalmology	**JH**				**14.00**	Schiehallion Ward (Haemato - oncology), Day Case & TCT	**JH**
	15.00			**15.00**									**15.00**		
	16.00			**16.00**				OPD (Generic)	**GHo** / MC				**16.00**		
	17.00			**17.00**			**17.00**						**17.00**		
							17.30						**17.30**		

Group Membership:
Mairi Macleod
Frances Wrath
Fiona McCluskey
Karen Connelly

Brookfield :
David Bower

NA Team:
Garry Howard (GHo)
Jonathan Hendrick (JH)
Terry Sullivan (TS)
Matt Cromack (MC)

Doig & Smith:
David McLeish

Tribal:
Scott McCallum

ZBP & Gillespies:
tbc

A52756968

Adult Design User Group Meetings 1 - 1:200 Stage (Week One)

Venue/s: **NHS Contact Centre, 1 Jubilee Court, Hillington Park, Glasgow, Lanarkshire G52 4LB, UK.**

	Monday			Tuesday			Wednesday			Thursday			Friday		
UGM 1								**20/01/2010**			**21/01/2010**			**22/01/2010**	
							9.00	Inpatient Wards (Generic)	**TS** / NE / MD	**9.00**			**9.00**	Main Entrance & Public Areas	GHa / **AB**
							10.00			**10.00**			**10.00**		
							11.00	Coffee (30 mins)		**11.00**			**11.00**	Coffee (30 mins)	
							11.30	Inpatient Wards (Generic)	**TS** / NE / MD	**11.30**			**11.30**	Main Entrance & Public Areas	GHa / **AB**
							12.30			**12.30**	Renal Inpatients & Day Unit	TS / **MD**	**12.30**		
							13.30	Stroke Ward	**TS** / NE	**13.30**			**13.30**	Lunch (30mins)	
										14.30					
							14.30	Rehabilitation OPD	TS / **NE** / MD	**15.30**			**14.00**	Main Entrance & Public Areas	GHa / **AB**
							15.30				Coffee (30 mins)		**15.00**		
							15.30	Coffee (30 mins)		**16.00**	Renal Dialysis	TS / **MD**	**15.30**	Coffee (30 mins)	
							16.30	Rehabilitation ADL	TS / **NE** / MD	**17.00**			**16.30**	Main Entrance & Public Areas	GHa / **AB**
							17.30			**18.00**			**17.30**		

Board Group Membership:
Heather Griffin
Frances Wrath
Fiona McCluskey
Karen Connelly

Brookfield :
David Bower

NA Team:
Terry Sullivan (TS)
Neil Evans (NE)
Mark Drane (MD)
Graham Harris (GHa)
Anna Brown (AB)

Doig & Smith:
Bill McGaugie

Tribal:
Paul Britton

Gillespies:
tbc

ZBP:
tbc

A52756968

Adult Design User Group Meetings 1 - 1:200 Stage (Week Two)

Venue/s: **NHS Contact Centre, 1 Jubilee Court, Hillington Park, Glasgow, Lanarkshire G52 4LB, UK.**
Ebenezer Duncan at the Victoria Infirmary, Glasgow, Glasgow City G42 9.

	Monday			Tuesday			Wednesday			Thursday			Friday		
UGM 1		**25/01/2010**			**26/01/2010**			**27/01/2010**			**28/01/2010**			**29/01/2010**	
	9.00	Radiology	TS / **MC**	**9.00**			**9.00**			**9.00**			**9.00**	Acute Assessment Unit (General)	**TS** / MC
	10.00			**10.00**			**10.00**			**10.00**			**10.00**		
	11.00	Coffee (30 mins)		**11.00**			**11.00**			**11.00**			**11.00**	Coffee (30 mins)	
	11.30	Radiology	TS / **MC**	**11.30**			**11.30**			**11.30**			**11.30**	Acute Assessment Unit (General)	**TS** / MC
	12.30			**12.30**	OPD (Generic)	TS / **MC**	**12.30**	Operating Theatres, AODOS & Recovery	**GHo** / TS	**12.30**			**12.30**		
	13.30	Lunch (30mins)		**13.30**			**13.30**			**13.30**			**13.30**	Lunch (30mins)	
	14.00	Radiology	TS / **MC**	**14.00**	OPD (Generic)	TS / **MC**	**14.00**	Operating Theatres, AODOS & Recovery	**GHo** / TS	**14.00**			**14.00**	Acute Assessment Unit (Sp Clusters)	**TS** / MC
	15.00			**15.00**			**15.00**			**15.00**			**15.00**		
	15.30	Coffee (30 mins)		**15.30**	Coffee (30 mins)		**15.30**	Coffee (30 mins)		**15.30**			**15.30**		
	16.30	Radiology	TS / **MC**	**16.30**	OPD (Generic)	TS / **MC**	**16.30**	Operating Theatres, AODOS & Recovery	**GHo** / TS	**16.30**			**16.30**		
	17.30			**17.30**			**17.30**			**17.30**			**17.30**		

Group Membership:
Heather Griffin
Frances Wrath
Fiona McCluskey
Karen Connelly

Brookfield :
David Bower

NA Team:
Terry Sullivan (TS)
Matt Cromack (MC)
Garry Howard (GHo)
Graham Harris (Gha)

Doig & Smith:
Bill McGaugie

Tribal:
Paul Britton

Gillespies:
tbc

ZBP:
tbc

A52756968

Adult Design User Group Meetings 1 - 1:200 Stage (Week Three)

Venue/s: **NHS Contact Centre, 1 Jubilee Court, Hillington Park, Glasgow, Lanarkshire G52 4LB, UK.**
Imaging room, RHSC, Dalnair Street, Glasgow G38SJ.
Queen's Park House, Victoria Infirmary, 1st Floor Langside Rd, Glasgow.

	Monday			Tuesday			Wednesday			Thursday			Friday		
UGM 1		**01/02/2010**			**02/02/2010**			**03/02/2010**			**04/02/2010**			**05/02/2010**	
	9.00	MDU/Clinical Investigations Unit	**GHa**	**9.00**	Emergency Department (ED)	**GHa**	**9.00**			**9.00**	Inpatient Wards (Haemato-Onc)	**NE** / MC	**8.30**	ENT	**MC**
	10.00			**10.00**			**10.00**	Nuclear Medicine	**GHa**	**10.00**			**10.00**		
	11.00	Coffee (30 mins)		**11.00**	Coffee (30 mins)		**11.00**			**11.00**	Coffee (30 mins)		**10.00**	Coffee (15 mins)	
	11.30	MDU/Clinical Investigations Unit	**GHa**	**11.30**	Emergency Department (ED)	**GHa**	**11.30**			**11.30**	Inpatient Wards (Haemato-Onc)	**NE** / MC	**10.15**	Ophthalmology	**MC**
	12.30			**12.30**			**12.00**	Endoscopy	**GHa**	**12.30**			**11.45**		
	12.30	Lunch (30mins)		**13.30**	Lunch (1hr 30mins)		**13.00**			**13.00**	Pharmacy & Aseptic Suite	**JK / NE**	**12.00**	Orthopaedics	**MC**
							14.00						**13.30**		
	13.00	Critical Care	**GHa**	**14.00**	Coronary Care Unit (CCU)	**GHa**	**15.00**			**14.00**	Pharmacy & Aseptic Suite	**JK / NE**		Lunch (45mins)	
	14.00			**15.00**				Coffee (30 mins)		**15.00**			**14.15**	Cardiology OPD & Rehab	**MC**
	15.00	Coffee (30 mins)		**15.30**	Coffee (30 mins)		**15.30**	Urology	GHa / **MC**	**15.30**	Coffee (30 mins)		**15.45**		
	15.30	Critical Care	**GHa**	**16.00**	Coronary Care Unit (CCU)	**GHa**	**16.30**			**16.30**	Pharmacy & Aseptic Suite	**JK / NE**			
	17.00			**17.00**			**17.00**	Diabetes	GHa / **MC**	**17.00**					
							18.00								

Group Membership:
Heather Griffin
Frances Wrath
Fiona McCluskey
Karen Connelly

Brookfield :
David Bower

NA Team:
Graham Harris (GHa)
Matt Cromack (MC)
Mark Drane (MD)
John Knape (JK)

Doig & Smith:
Bill McGaugie

Tribal:
Paul Britton

Gillespies:
tbc

ZBP:
tbc

A52756968

Adult Design User Group Meetings 1 - 1:200 Stage (Week Four)

Venue/s: **NHS Contact Centre, 1 Jubilee Court, Hillington Park, Glasgow, Lanarkshire G52 4LB, UK.**
80 Queen Elizabeth Ave, Renfrewshire G524 (Hillington Park).

	Monday			Tuesday			Wednesday			Thursday			Friday		
UGM 1		**08/02/2010**			**09/02/2010**			**10/02/2010**			**11/02/2010**			**12/02/2010**	
	9.00	Decontamination Suite	**GHo**	**9.00**	FM Facilites (Adult & Children's)	GHo/ **MP**	**9.00**			**9.00**	Medical Illustration (Adults & Childrens)	**JH**	**9.00**	Children's Meetings	**JH**
	10.00			**10.00**			**10.00**			**10.00**			**10.00**		
	11.00	Coffee (30 mins)		**11.00**	Coffee (30 mins)		**11.00**	Children's Meetings	**JH**	**11.00**			**11.00**		
	11.30	Decontamination Suite	**GHo**	**11.30**	FM Facilites (Adult & Children's)	GHo/ **MP**	**11.30**			**11.30**			**12.00**		
	12.30			**12.30**			**12.00**			**12.30**			**12.30**		
	13.30	Lunch (30mins)		**13.30**	Lunch (30mins)		**13.30**			**13.30**			**13.30**		
	14.00	Children's Meetings	**JH** / GHo	**14.00**	FM Facilites (Adult & Children's)	GHo/ **MP**	**14.00**			**14.00**	Children's Meetings	**JH**	**14.00**		
	15.00			**15.00**			**15.00**			**15.00**			**15.00**		
	15.30			**15.30**	Coffee (30 mins)		**15.30**			**15.30**			**15.30**		
	16.30			**16.30**	FM Facilites (Adult & Children's)	GHo/ **MP**	**16.30**			**16.30**			**16.30**		
	17.30			**17.30**			**17.30**			**17.00**			**17.30**		

Group Membership:
Heather Griffin
Frances Wrath
Fiona McCluskey
Karen Connelly
Mairi Macleod

Brookfield :
David Bower
Phil White (FM tbc)

NA Team:
Garry Howard (GHo)
Matthias Peretz (MP)
Jonathan Hendrick (JH)

Doig & Smith:
Bill McGaugie
David McLeish

Tribal:
Paul Britton
Scott McCallum

Gillespies:
tbc

ZBP:
tbc

A52756968

Children's Design User Group Meetings 3 - 1:200 Stage (Week Four)

Venue: **Physio Gym, QMH, Dalnair Street, Glasgow G38SJ**

	Monday			Tuesday			Wednesday			Thursday			Friday		
UGM 3		**10/05/2010**			**11/05/2010**			**12/05/2010**			**13/05/2010**			**14/05/2010**	
				9.00			**9.00**			**9.00**			**9.30**		
				10.00			**10.00**			**9.30**	Pharmacy & Aseptic Suite	**JK / NE**	**10.30**	Child Protection	**JH**
				11.00			**11.00**			**11.00**			**11.00**		
				12.00			**12.00**			**12.00**	Coffee/Lunch		**12.00**	Audiology	**JH**
				13.00			**13.00**			**13.00**	Psychiatry / DCFP	**TS** / MC	**13.00**		
				13.30			**13.30**			**13.30**			**13.00**	Main Entrance & Public Areas	GHo / **AB**
				14.00			**14.00**			**14.00**			**14.00**		
				15.00			**15.00**			**14.30**			**15.00**	Coffee (30 mins)	
				16.00			**16.00**			**15.00**	Medical Physics & Bio-Engineering	**TS** / MC	**16.00**	Admin, Training, H Records & Staff Fac	**GHo /** AB
				16.30			**16.30**			**16.00**			**16.30**		
				16.30			**16.30**			**16.30**			**17.00**		
				17.00			**17.00**			**17.00**					

Group Membership:
Mairi Macleod
Frances Wrath
Fiona McCluskey
Karen Connelly

Brookfield :
David Bower

NA Team:
Jonathan Hendrick (JH)
Garry Howard (GHo)
Matthias Peretz (MP)

Doig & Smith:
David McLeish

Tribal:
Scott McCallum

ZBP & Gillespies:
tbc

A52756968

Children's Design User Group Meetings 3 - 1:200 Stage (Week Five)

Venue: **Physio Gym, QMH, Dalnair Street, Glasgow G38SJ**

	Monday			Tuesday			Wednesday			Thursday			Friday		
UGM 3		**17/05/2010**			**18/05/2010**			**19/05/2010**			**20/05/2010**			**21/05/2010**	
	9.00	Radiology & Theatres CT/MRI Suite	**TS** / MC	**9.00**			**9.00**								
	10.00			**9.30**	Nuclear Medicine	**GHa**	**10.00**	Medical Illustration (Adults & Childrens)	**JH**						
	11.00			**11.00**			**11.00**								
	12.00	Lunch		**12.00**			**12.00**								
	13.00	Schiehallion Ward (Haemato - oncology), Day Case & TCT	**JH**	**13.00**	Lunch		**13.00**	Lunch							
	14.00			**14.00**	Emergency Department & Transport Base	**JH**	**14.00**	Theatres, Endoscopy & Recovery	**JH**						
	15.00			**15.00**			**15.00**								
	15.30			**15.30**			**16.00**								
	16.30			**16.30**	Observation Ward	**JH**	**17.00**								
	17.00			**17.00**											

Group Membership:
Mairi Macleod
Frances Wrath
Fiona McCluskey
Karen Connelly

Brookfield :
David Bower

NA Team:
Anna Brown (AB)
Jonathan Hendrick (JH)

Doig & Smith:
David McLeish

Tribal:
Scott McCallum

ZBP & Gillespies:
tbc

A52756968

Children's Design User Group Meetings 3 - 1:200 Stage (Week Six)

Venue: **Physio Gym, QMH, Dalnair Street, Glasgow G38SJ**

	Monday			Tuesday			Wednesday			Thursday			Friday		
UGM 3		**24/05/2010**			**25/05/2010**			**26/05/2010**			**27/05/2010**			**28/05/2010**	
	9.00			**9.00**	Inpatient Wards & Renal Services	**JH**	**9.00**	OPD (Generic)	**GHa** / TS	**9.00**			**9.00**		
	10.00			**10.00**			**10.00**			**9.30**	Day Investigation Unit	**JH**	**10.00**		
	11.00			**11.00**	Acute Receiving Unit		**11.00**	Coffee (30 mins)		**10.30**			**11.00**		
	11.30			**11.30**	Renal Dialysis		**11.30**	OPD (Generic)	**GHa** / TS	**11.30**			**11.30**		
	12.30			**12.30**	Hospital at Night		**12.30**			**12.30**			**12.30**		
	13.30				Lunch			Lunch			Lunch		**13.30**		
	14.00			**13.00**	Rehabilitation, Therapies & Special	**TS** / MC	**14.30**	Critical Care (PICU)	**JH**	**13.00**	Cardiology Ward, Testing & Lung Function Suite	**JH**	**14.00**		
	15.00									**14.00**			**15.00**		
	15.30									**14.30**			**15.30**		
	16.30									**15.00**			**16.30**		
	17.00												**17.00**		

Group Membership:
Mairi Macleod
Frances Wrath
Fiona McCluskey
Karen Connelly

Brookfield :
David Bower

NA Team:
Garry Howard (GHo)
Jonathan Hendrick (JH)
Terry Sullivan (TS)
Matt Cromack (MC)

Doig & Smith:
David McLeish

Tribal:
Scott McCallum

ZBP & Gillespies:
tbc

A52756968

Adult Design User Group Meetings 3 - 1:200 Stage (Week One)

Venue/s: **NHS Contact Centre, 1 Jubilee Court, Hillington Park, Glasgow, Lanarkshire G52 4LB, UK.**

	Monday			Tuesday			Wednesday			Thursday			Friday		
UGM 3					**20/04/2010**			**21/04/2010**			**22/04/2010**			**23/04/2010**	
	9.00			**9.00**	Inpatient Wards (Generic)	**TS** / RP	**9.00**	Main Entrance & Public Areas	**AB** / GHa	**9.00**	Renal Inpatients & Day Unit	TS / **MD**	**9.00**	OPD (Generic)	TS / **MC**
	10.00			**10.00**			**10.00**			**10.30**			**10.30**		
	11.00			**11.00**	Coffee (30 mins)		**11.00**	Coffee (30 mins)						Coffee (30 mins)	
	11.30			**11.30**	Inpatient Wards (Generic)	**TS** / RP	**11.30**	Main Entrance & Public Areas	**AB** / GHa	**11.00**	Coffee (30 mins)		**11.00**	OPD (Generic)	TS / **MC**
	12.30			**12.30**			**12.30**			**12.00**	Renal Dialysis	TS / **MD**	**12.00**		
	12.30			**12.30**	Stroke Ward	**TS** / RP				**13.00**			**13.00**	Lunch (30 mins)	
	14.00			**14.00**			**13.00**			**13.30**	Lunch (60 mins)		**13.30**	Operating Theatres, AODOS & Recovery	**TS**
					Lunch (30 mins)		**14.00**			**14.00**	Critical Care	**GH**	**14.30**		
	14.30			**14.30**	Rehabilitation OPD	TS / **MD**	**15.00**			**15.00**			**15.00**	Coffee (30 mins)	
	15.30			**15.30**			**16.00**			**16.00**			**14.00**	Operating Theatres, AODOS & Recovery	**TS**
	16.00			**16.00**			**16.30**			**16.30**	Coffee (30 mins)		**15.00**		
	17.30			**17.30**			**17.30**			**17.00**	Diabetes	**MC**	**17.30**		
										18.00					

Board Group Membership:
Heather Griffin
Frances Wrath
Fiona McCluskey
Karen Connelly

Brookfield :
David Bower

NA Team:
Terry Sullivan (TS)
Rowland Phillips (RP)
Mark Drane (MD)
Graham Harris (GHa)
Anna Brown (AB)

Doig & Smith:
Bill McGaugie

Tribal:
Paul Britton

Gillespies:
tbc

ZBP:
tbc

A52756968

Adult Design User Group Meetings 3 - 1:200 Stage (Week Two)

Venue/s: **NHS Contact Centre, 1 Jubilee Court, Hillington Park, Glasgow, Lanarkshire G52 4LB, UK.**

	Monday			Tuesday			Wednesday			Thursday			Friday		
UGM 3		**26/04/2010**			**27/04/2010**			**28/04/2010**			**29/04/2010**			**30/04/2010**	
	9.00	Acute Assessment Unit (General)	**TS** / MC	**9.00**	Radiology	**TS** / MC	**9.00**	MDU/Clinical Investigations Unit	**GHa**	**9.00**			**9.00**		
	10.00			**10.00**			**10.00**			**10.00**			**10.00**		
	11.00	Coffee (30 mins)		**11.00**	Coffee (30 mins)		**11.00**	Coffee (30 mins)		**11.00**			**11.00**		
	11.30	Acute Assessment Unit (General)	**TS** / MC	**11.30**	Radiology	**TS** / MC	**11.30**	MDU/Clinical Investigations Unit	**GHa**	**11.30**			**11.30**		
	12.30			**12.30**			**12.00**			**12.30**			**12.30**		
	13.30	Lunch (30mins)		**13.30**	Lunch (30mins)		**13.00**			**13.30**	Emergency Department (ED)	**GHa**	**13.30**	Critical Care	**GHa**
	14.00	Acute Assessment Unit (General)	**TS** / MC	**14.00**	Radiology	**TS** / MC	**13.30**	Endoscopy	**GHa** / MC	**14.00**			**14.00**		
	15.00			**15.00**			**15.00**			**15.00**	Coffee (30 mins)		**15.00**	Coffee (30 mins)	
	15.30			**15.30**	Coffee (30 mins)		**15.30**			**16.00**	Emergency Department (ED)	**GHa**	**16.00**	Critical Care	**GHa**
	16.00			**16.30**	Radiology	**TS** / MC	**16.00**	Ophthalmology	**MC** / MD	**17.00**			**17.00**		
	15.00			**17.00**			**17.30**			**17.30**			**17.30**		

Group Membership:
Heather Griffin
Frances Wrath
Fiona McCluskey
Karen Connelly

Brookfield :
David Bower

NA Team:
Terry Sullivan (TS)
Matt Cromack (MC)
Garry Howard (GHo)
Graham Harris (Gha)

Doig & Smith:
Bill McGaugie

Tribal:
Paul Britton

Gillespies:
tbc

ZBP:
tbc

A52756968

Adult Design User Group Meetings 3 - 1:200 Stage (Week Three)

Venue/s: **NHS Contact Centre, 1 Jubilee Court, Hillington Park, Glasgow, Lanarkshire G52 4LB, UK.**

	Monday			Tuesday			Wednesday			Thursday			Friday		
UGM 3		**03/05/2010**			**04/05/2010**			**05/05/2010**			**06/05/2010**			**07/05/2010**	
	9.00			**9.00**	Endoscopy	**GHa**	**9.00**	FM Facilites (Adult & Children's)	GHo/ **MP**	**9.00**			**9.00**	Inpatient Wards (Haemato-Onc)	**MD**
	10.00			**10.00**						**10.00**			**10.30**		
	11.00			**11.00**				Coffee		**11.00**	ENT	**MC** / MD		Coffee (30 mins)	
	11.30			**12.00**				Decontamination Suite	**GHo**	**11.45**			**11.00**	Inpatient Wards (Haemato-Onc)	**MD**
	12.30			**12.30**	Lunch (30mins)		**1.00**				Coffee (15mins)		**12.30**		
	12.30			**13.30**	Coronary Care Unit (CCU)	**GHa**				**12.00**	Orthopaedics	**MC** / MD	**13.00**	Lunch (60mins)	
										13.00			**13.30**	Dermatology (Adults OPD)	**MC**
	13.00									**14.00**			**14.30**		
	14.00				Coffee (30 mins)					**15.00**				Coffee (30 mins)	
	15.00				Cardiology OPD & Rehab	**MC** / MD				**15.30**			**15.00**	Dermatology (Adults OPD)	**MC**
	15.30									**16.30**			**16.00**		
	17.00			**17.00**						**17.00**			**17.00**		

Group Membership:
Heather Griffin
Frances Wrath
Fiona McCluskey
Karen Connelly

Brookfield :
David Bower

NA Team:
Graham Harris (GHa)
Matt Cromack (MC)
Mark Drane (MD)
John Knape (JK)

Doig & Smith:
Bill McGaugie

Tribal:
Paul Britton

Gillespies:
tbc

ZBP:
tbc

A52756968

Adult Design User Group Meetings 3 - 1:200 Stage (Week Four)

Venue/s: **NHS Contact Centre, 1 Jubilee Court, Hillington Park, Glasgow, Lanarkshire G52 4LB, UK.**
Physio Gym, QMH, Dalnair Street, Glasgow G38SJ

	Monday			Tuesday			Wednesday			Thursday			Friday		
UGM 3		**10/05/2010**			**11/05/2010**			**12/05/2010**			**13/05/2010**			**14/05/2010**	
				9.00			**9.00**			**9.00**			**9.00**	Childrens Meetings	**JH**
				10.00			**10.00**			**9.30**	Pharmacy & Aseptic Suite	**JK / NE**	**10.00**		
				11.00			**11.00**			**11.00**			**11.00**		
				11.30			**11.30**			**12.00**			**12.00**	Childrens Meetings	**JH**
				12.30			**12.00**			**13.00**	Childrens Meetings	**TS** / MC	**12.30**		
				13.30			**13.30**			**13.30**			**13.30**	Childrens Meetings	JH / **AB**
				14.00			**14.00**			**14.00**			**14.00**		
				15.00			**15.00**			**15.00**			**15.00**	Coffee (30 mins)	
				15.30			**15.30**			**15.30**			**15.30**	Childrens Meetings	**JH** / AB
				16.30			**16.30**			**16.30**			**16.30**		
				17.30			**17.30**			**17.00**			**17.30**		

Group Membership:
Heather Griffin
Frances Wrath
Fiona McCluskey
Karen Connelly

Brookfield :
David Bower
Phil White (FM tbc)

NA Team:
Garry Howard (GHo)
Matthias Peretz (MP)
Jonathan Hendrick (JH)

Doig & Smith:
Bill McGaugie

Tribal:
Paul Britton

Gillespies:
tbc

ZBP:
tbc

A52756968

NA-SH-001
NEW SOUTH GLASGOW HOSPITALS
1:200 USER GROUP MEETING TRACKING SCHEDULE & PROGRAMME
Rev 16 (FBC submission)

NIGHTINGALE associates

UGM Change Status Key

A	Minor / Nominal change
B	Medium change
C	Severe / Significant change (redraw)

Tracking Status

√	Complete
●	Amendment from Bid drawings. Workshop review required to resolve issues.
*	Complete redesign/redraw therefore no drawing markup issued directly following UGM

Sign Off Status

√	Complete
√	Further design development after 1:200 design stage - sign off received during 1:50 Stage

#	DEPARTMENT NAME	FLOOR	Sheet & Drawing No.	Latest Rev	Date Issue for UGM1 drawings	PreMeeting Briefing Pack Issued	User Group Meeting No. 1	5 weeks (approx) UGM 1 Change Status	Markup issued to board	Action points received	M&E Design Review	Structural Design Check	SOA compliance	Final Check & Issue	Date Issue for UGM2 drawings	PreMeeting Briefing Pack Issued	User Group Mtg No 2	5 weeks (approx) UGM 2 Change Status	Markup issued to board	Action points received	Review by M&E	Structural Design Check	SOA compliance	Final Check & Issue	Date Issue for UGM3 drawings	PreMeeting Briefing Pack Issued	User Group Mtg No 3	Sign off Period User Group Mtg No 4 required?	Area Reports, B/W, Thematic views issued	Signed Dwg Markup issued	Sign Off Action points received	FINAL SIGN OFF	1:50 Design Development (Standard Rooms) User Group Mtg No 1	User Group Mtg No 2	Appendix K Review Meeting	FINAL Appendix K Issue
Adult 1:200's Design User Group Meetings																																					
1	Inpatient Wards (Generic)	03-05	NA-xx-06-PL-252-401 NA-xx-06-PL-252-402 NA-XX-XX-SK-AS-400-100	05 01	05/01/10	√	20/01/10	A	√	√	√	√	√	√	26/02/10	√	08/03/10	A	√	√	√	ongoing	√	√	09/04/10	√	20/04/10	-	Yes	√	√	√	14/06/10	16/08/10	√	√
2	Stroke Ward	01	NA-xx-01-PL-252-406	07	13/01/10	√	20/01/10	C	√	√	√	●	√	√	26/02/10	√	08/03/10	B	√	√	√	ongoing	√	√	09/04/10	√	20/04/10	-	Yes	√	√	√	14/06/10	16/08/10	√	√
3	Rehabilitation (Outpatients)	00	NA-xx-00-PL-252-409 NA-xx-06-PL-252-400	03 03	13/01/10	√	20/01/10	A	√	√	√	√	√	√	26/02/10	√	08/03/10	A	√	√	√	ongoing	√	√	09/04/10	√	20/04/10	-	Yes	√	√	√	-	23/08/10	√	√
4	Renal Inpatients & Day Unit, & Renal Dialysis	02&04	NA-xx-04-PL-252-411 NA-xx-02-PL-252-409	04 06	15/01/10	√	21/01/10	B	√	√	√	√	√	√	02/03/10	√	10/03/10	A C	√	√	√	ongoing	√	√	13/04/10	√	22/04/10	-	Yes	√	√	√	17/06/10	19/08/10	√	√
5	Main Entrance & Public Areas	00&01	NA-xx-00-PL-252-411 NA-xx-01-PL-252-400	06 04	13/01/10	√	22/01/10	A	√	√	√	√	√	√	01/03/10	√	09/03/10	B	√	√	√	√	√	√	12/04/10	√	21/04/10	-	Yes	√	√	√	-	10/08/10	√	√
6	Radiology	00&01	NA-xx-00-PL-252-407 NA-xx-01-PL-252-407	07 04	18/01/10	√	25/01/10	C	√	√	●	√	√	√	05/03/10	√	15/03/10	B	√	√	√	ongoing	ongoing	√	16/04/10	√	27/04/10	13/05/10	Yes		√	√	21/06/10	30/08/10	√	√
7	OPD (Generic) & Pre Assessment Unit	00&01	NA-xx-00-PL-252-409 NA-xx-01-PL-252-409	04 07	19/01/10	√	26/01/10	C	√	√	√	√	√	Sketch Issued	03/03/10	√	11/03/10	B	√	√	√	ongoing	ongoing	√	14/04/10	√	23/04/10	-	Yes	√	√	√	01/07/10	06/09/10	√	√
8	Operating Theatres AODOS & Recovery	02	NA-xx-02-PL-252-415	04	20/01/10	√	27/01/10	C	√	√	●	●	√	√	03/03/10	√	11/03/10	B	√	√	√	ongoing	ongoing	√	14/04/10	√	23/04/10	-	Yes	√	√	√	28/06/10	02/09/10	√	√
9	Acute Assessment Unit (AAU)	00	NA-xx-00-PL-252-406	04	22/01/10	√	29/01/10	C	√	√	√	●	√	√	04/03/10	√	12/03/10	B	√	√	√	ongoing	ongoing	√	15/04/10	√	26/04/10	-	Yes	√	√	√	12/07/10	09/09/10	√	√
10	MDU/Clinical Investigations Unit	01	NA-xx-01-PL-252-406	07	19/01/10	√	01/02/10	C	*	√	√	√	√	√	08/03/10	√	16/03/10	B	√	√	√	ongoing	ongoing	√	19/04/10	√	28/04/10	-	Yes	√	√	√	-	12/08/10	√	√
11	Critical Care	01	NA-xx-01-PL-252-414	05	25/01/10	√	01/02/10	C	*	√	√	●	√	√	11/03/10	√	19/03/10	B	√	√	√	ongoing	ongoing	√	13/04/10	√	22/04/10	-	Yes	√	√	√	24/06/10	26/08/10	√	√
12	Emergency Department (ED)	00	NA-xx-00-PL-252-405	06	21/01/10	√	02/02/10	C	*	√	√	●	√	√	10/03/10	√	18/03/10	A	√	√	√	ongoing	ongoing	√	20/04/10	√	29/04/10	-	Yes		√	√	08/07/10	13/09/10	√	√
13	Coronary Care Unit (CCU)	01	NA-xx-01-PL-252-404	06	24/01/10	√	02/02/10	B	*	√	√	√	√	√	09/03/10	√	17/03/10	B	√	√	√	ongoing	ongoing	√	23/04/10	√	04/05/10	-	Yes	√	√	√	13/07/10	10/09/10	√	√
14	Nuclear Medicine (Adults & Childrens)	01	NA-xx-01-PL-252-408	04	08/01/10	√	03/02/10	C	*	√	√	√	√	√	06/04/10	√	14/04/10	A	√	√	√	ongoing	ongoing	√	07/05/10	√	18/05/10	-	Yes			√	14/07/10	01/09/10	√	√
15	Endoscopy	02	NA-xx-02-PL-252-404	08	11/01/10	√	03/02/10	A		√	√	√	√	√	11/03/10	√	19/03/10	C	√	√	√	ongoing	ongoing	√	23/04/10	√	04/05/10	-	Yes	√	√	√	30/06/10	17/09/10	√	√
16	Urology	01	NA-xx-01-PL-252-409 NA-xx-01-PL-252-410	07 02	26/01/10	√	03/02/10	C	√	√	√	√	√	Sketch Issued	10/03/10	√	18/03/10	A	√	√	√	ongoing	ongoing	√	19/04/10	√	28/04/10	-	Yes	√	√	√	02/07/10	06/09/10	√	√
17	Diabetes	01	NA-xx-01-PL-252-409	07	26/01/10	√	03/02/10	C	√	√	√	√	√	Sketch Issued	04/03/10	√	12/03/10	A	√	√	√	ongoing	ongoing	√	13/04/10	√	22/04/10	-	Yes	√	√	√	02/07/10	09/09/10	√	√
18	Haemato-oncology (Inpatient Ward)	04	NA-xx-04-PL-252-403	03	22/01/10	√	04/02/10	B		√	√	√	√	√	16/03/10	√	25/03/10	B	√	√	√	ongoing	ongoing	√	28/04/10	√	07/05/10	-	Yes	√		√	-	16/08/10	√	√
19	Pharmacy & Aseptic Suite (Adults & Childrens)	00	NA-xx-00-PL-252-411 NA-xx-02-PL-252-404	05 10	27/01/10	√	04/02/10	B / C		√	●	√	●	√	15/03/10	√	23/03/10	A / B	√	√	√	ongoing	ongoing	√	04/05/10	√	13/05/10	21/05/10	Yes	√	√	√	14/07/10	15/09/10	√	√
20	ENT	01	NA-xx-01-PL-252-409	07	28/01/10	√	05/02/10	C	√	√	√	√		Sketch Issued	09/03/10	√	17/03/10	A	√	√	√	ongoing	ongoing	√	27/04/10	√	06/05/10	-	Yes	√		√	02/07/10	06/09/10	√	√
21	Ophthalmology	01	NA-xx-01-PL-252-409	07	28/01/10	√	05/02/10	C	√	√	√	√		Sketch Issued	09/03/10	√	17/03/10	A	√	√	√	ongoing	ongoing	√	19/04/10	√	28/04/10	-	Yes	√	√	√	02/07/10	06/09/10	√	√
22	Orthopaedics	00	NA-xx-00-PL-252-409	04	28/01/10	√	05/02/10	C	√	√	√	√		Sketch Issued	09/03/10	√	17/03/10	A	√	√	√	ongoing	ongoing	√	27/04/10	√	06/05/10	-	Yes	√		√	02/07/10	09/09/10	√	√
23	Cardiology OPD & Cardiac Rehabilitation	01 00	NA-xx-01-PL-252-409 NA-xx-00-PL-252-409	07 05	28/01/10	√	05/02/10	C	√	√	√	√		Sketch Issued	09/03/10	√	17/03/10	B A	√	√	√	ongoing	ongoing	√	23/04/10	√	04/05/10	-	Yes	√	√	√	13/07/10	10/09/10	√	√
24	Decontamination Suite	02	NA-xx-02-PL-252-404	08	29/01/10	√	08/02/10	C	√	√	√		√	√	12/03/10	√	22/03/10	A	√	√	√	ongoing	ongoing	√	26/04/10	√	05/05/10	-	Yes	√	√	√	16/07/10	16/09/10	√	√
25	FM Facilities (Adult & Children's)	B1-04	NA-xx-01-PL-252-400 NA-xx-02-PL-252-400 NA-xx-03-PL-252-400 NA-xx-B1-PL-252-400 NA-xx-B1-PL-252-010 NA-xx-06-PL-252-400	06 03 05 03 02 05	01/02/10	√	09/02/10	B/C		√	●			√	12/03/10		22/03/10	C	√	√	√	ongoing	ongoing	√	26/04/10	√	05/05/10	-	Yes	√	√	√	15/07/10	16/09/10	√	√
26	Medical Illustration (Adults & Childrens)	00	NA-xx-00-PL-252-407	06	03/02/10	√	11/02/10	C	√	√		●		√	15/03/10	√	24/03/10	C	√	√	√	ongoing	ongoing	√	10/05/10	√	19/05/10	-	Yes	√		√	-	01/09/10	√	√
27	Dermatology Ward & Dermatology OPD	02	NA-xx-02-PL-252-401 NA-xx-02-PL-252-409	04 05	15/02/10	√	23/02/10	A	√	√				Sketch Issued	18/03/10	√	29/03/10	C B	√ √	√		ongoing	ongoing	√	28/04/10	√	07/05/10	-	Yes	√	√	√	-	09/09/10	√	√

A52756968

NA-SH-001
NEW SOUTH GLASGOW HOSPITALS
1:200 USER GROUP MEETING TRACKING SCHEDULE & PROGRAMME
Rev 16 (FBC submission)

NIGHTINGALE associates

UGM Change Status Key

A	Minor / Nominal change
B	Medium change
C	Severe / Significant change (redraw)

Tracking Status

√	Complete
●	Amendment from Bid drawings. Workshop review required to resolve issues.
*	Complete redesign/redraw therefore no drawing markup issued directly following UGM

Sign Off Status

√	Complete
√	Further design development after 1:200 design stage - sign off received during 1:50 Stage

#	DEPARTMENT NAME	FLOOR	Sheet & Drawing No.	Latest Rev	Date Issue for UGM1 drawings	PreMeeting Briefing Pack Issued	User Group Meeting No. 1	5 weeks (approx) UGM 1 Change Status	Markup issued to board	Action points received	M&E Design Review	Structural Design Check	SOA compliance	Final Check & Issue	Date Issue for UGM2 drawings	PreMeeting Briefing Pack Issued	User Group Mtg No 2	5 weeks (approx) UGM 2 Change Status	Markup issued to board	Action points received	Review by M&E	Structural Design Check	SOA compliance	Final Check & Issue	Date Issue for UGM3 drawings	PreMeeting Briefing Pack Issued	User Group Mtg No 3	Sign off Period User Group Mtg No 4 required?	Area Reports, B/W, Thematic views issued	Signed Dwg Markup issued	Sign Off Action points received	FINAL SIGN OFF	1:50 Design Development (Standard Rooms) User Group Mtg No 1	User Group Mtg No 2	Appendix K Review Meeting	FINAL Appendix K Issue
Children's 1:200's Design User Group Meetings																																					
28	Cardiology Ward	01	NA-xx-01-PL-252-403	07	29/01/10	√	08/02/10	B	√	√				√	23/03/10	√	01/04/10	A	√	√	√	ongoing	ongoing	√	18/05/10	√	27/05/10	-	Yes	√		√	-	25/08/10	√	√
29	Cardiology Testing	00	NA-XX-00-PL-252-402	04	29/01/10	√	08/02/10	A	√	√				√	23/03/10	√	01/04/10	B	√	√	√	ongoing	ongoing	√	18/05/10	√	27/05/10	-	Yes	√		√	-	25/08/10	√	√
30	Lung Function Suite	00	NA-XX-00-PL-252-402	04	29/01/10	√	08/02/10	A	√	√				√	23/03/10	√	01/04/10	B	√	√	√	ongoing	ongoing	√	18/05/10	√	27/05/10	-	Yes			√	-	25/08/10	√	√
31	Theatres, Endoscopy, Recovery. & CT/MRI Suite (to be covered in Radiology)	01	NA-xx-01-PL-252-401 NA-xx-02-PL-252-402	05 06	29/01/10	√	08/02/10	C	√	√				√	19/03/10	√	30/03/10	B	√	√	√	ongoing	ongoing	√	10/05/10	√	19/05/10	-	Yes			√	29/06/10	03/09/10	√	√
	Day & 23 Hour Unit	01	NA-xx-01-PL-252-402	04	29/01/10	√	08/02/10	C		*minutes received*				√	19/03/10	√	30/03/10	B	√	√	√	ongoing	ongoing	√	10/05/10	√	19/05/10	-	Yes			√	29/06/10	03/09/10	√	√
32	Child Protection	00	NA-xx-00-PL-252-403	04	02/02/10	√	10/02/10	C	√	√				√	16/03/10	√	25/03/10	A	√	√	√	ongoing	ongoing	√	05/05/10	√	14/05/10	-	Yes	√		√	-	13/09/10	√	√
33	Inpatient Wards & Renal Services	03	NA-xx-03-PL-252-402 NA-xx-03-PL-252-403	03 04	03/02/10	√	11/02/10	B	√	√				√	17/03/10	√	26/03/10	A	√	√	√	ongoing	ongoing	√	14/05/10	√	25/05/10	-	Yes	√		√	15/06/10	17/08/10	√	√
	Acute Receiving Unit	02	NA-xx-02-PL-252-403	04	03/02/10	√	11/02/10	B	√	√				√	17/03/10	√	26/03/10	B	√	√		ongoing	ongoing	√	14/05/10	√	25/05/10	-	Yes	√		√	15/06/10	17/08/10	√	√
	Renal Dialysis	03	NA-XX-03-PL-252-403	04	03/02/10	√	11/02/10	C	√	√				√	17/03/10	√	26/03/10	B	√			ongoing	ongoing	√	14/05/10	√	25/05/10	-	Yes	√		√	18/06/10	20/08/10	√	√
	Hospital at Night	02	NA-XX-02-PL-252-403	06	03/02/10	√	11/02/10	C	√	√				√	17/03/10	√	26/03/10	√	√			ongoing	ongoing	√	14/05/10	√	25/05/10	-	Yes	√		√	-	17/08/10	√	√
34	Emergency Department & Transport Base	00	NA-xx-00-PL-252-404	03	04/02/10	√	12/02/10	C	√	√				√	12/03/10	√	23/03/10	B	√	√	√	ongoing	ongoing	√	07/05/10	√	18/05/10	-	Yes			√	09/07/10	14/09/10	√	√
	Observation Ward	00	NA-xx-00-PL-252-403	04	04/02/10	√	12/02/10	C	√	√				√	12/03/10	√	23/03/10	A	√	√	√	ongoing	ongoing	√	07/05/10	√	18/05/10	-	Yes			√	09/07/10	14/09/10	√	√
35	Main Entrance & Public Areas	00	NA-xx-00-PL-252-402	02	08/02/10	√	16/02/10	C	√	√				√	17/03/10	√	26/03/10	A	√	√	√	ongoing	ongoing	√	05/05/10	√	14/05/2010	-	Yes			√	-	11/08/10	√	√
	Sanctuary	00	NA-xx-00-PL-252-403	03	08/02/10	√	16/02/10	C	√	√				√	17/03/10	√	26/03/10	√	√	√		ongoing	ongoing	√	05/05/10	√	14/05/2010	-	Yes	√		√	-	11/08/10	√	√
	Admin, Training, Health Records & Staff Facilities	03	NA-xx-03-PL-252-403	03	08/02/10	√	16/02/10	A	√	√				√	17/03/10	√	26/03/10	√	√	√	√	ongoing	ongoing	√	05/05/10	√	14/05/2010	-	Yes	√		√	-	11/08/10	√	√
36	Ophthalmology	00	NA-xx-00-PL-252-402	04	10/02/10	√	18/02/10	C	√	√				√	01/04/10		14/04/10	√	√			ongoing	ongoing	√	17/05/10	√	26/05/10	-	Yes	√		√	06/07/10	07/09/10	√	√
37	Schiehallion Ward (Haemato - oncology), Day Case & TCT	02	NA-xx-02-PL-252-402	06	10/02/10	√	18/02/10	C	√	√				√	07/04/10	√	16/04/10	B	√			ongoing	ongoing	√	06/05/10	√	17/05/10	-	Yes			√	-	18/08/10	√	√
38	Medical Records (Adults & Children)	03	NA-xx-03-PL-252-400	03	11/02/10	√	19/02/10	A	√	√				√	31/03/10	√	13/04/10	√	√	√		ongoing	ongoing	√	n/a	n/a	Not Required	-	Yes	√		√	-	11/08/10	√	√
39	Audiology	00	NA-xx-00-PL-252-402	03	11/02/10	√	19/02/10	B	√					√	22/03/10	√	31/03/10	A	√	√	√	ongoing	ongoing	√	05/05/10	√	14/05/10	-	Yes	√		√	06/07/10	07/09/10	√	√
40	Outpatients OPD (Generic & Specialities)	00	NA-xx-00-PL-252-402	04	15/02/10	√	22/02/10	C	√	√				√	01/04/10	√	14/04/10	B	√	√	√	ongoing	ongoing	√	17/05/10	√	26/05/10	-	Yes	√		√	05/07/10	07/09/10	√	√
41	Medical Physics & Bio-Engineering (Adults & Childrens)	02	NA-xx-02-PL-252-404	06	15/02/10	√	23/02/10	C	*√ SOA*	√				√	18/03/10	√	29/03/10	A	√	√	√	ongoing	ongoing	√	n/a	n/a	N/A	-	Yes			√	-	13/08/10	√	√
42	Rehabilitation Suite, Therapies & Special Feeds	00	NA-xx-00-PL-252-401 NA-xx-01-PL-252-403	02 02	15/02/10	√	23/02/10	C	√	√				√	19/03/10	√	30/03/10	C / A	√		√	ongoing	ongoing	√	14/05/10	√	25/05/10	-	Yes	√		√	-	24/08/10	√	√
43	Radiology, & CT/MRI from Theatres Suite?	00&01	NA-xx-00-PL-252-407 NA-xx-01-PL-252-401	03 04	16/02/10	√	24/02/10	A	√	√				√	18/03/10	√	29/03/10	C	√	√ *Interim Mtg*	√	ongoing	ongoing	√	06/05/10	√	17/05/10	**Yes** (Likely)	Yes	√	√	√	22/06/10	31/08/10	√	√
44	Psychiatry / DCFP	04	NA-xx-04-PL-252-402	03	16/02/10	√	24/02/10	B	√	√				√	31/03/10	√	12/04/10	A	√	√		ongoing	ongoing	√	04/05/10	√	13/05/10	-	Yes	√		√	-	18/08/10	√	√
45	Critical Care (PICU)	01	NA-xx-01-PL-252-403	06	17/02/10	√	25/02/10	C	√	√				√	15/03/10	√	24/03/10	C	√	√	√	ongoing	ongoing	√	17/05/10	√	26/05/10	-	Yes	√		√	25/06/10	08/09/10	√	√
46	Day Investigation Unit / Medical Day Unit	01	NA-xx-01-PL-252-403	06	17/02/10	√	25/02/10	C	√	√				√	06/04/10	√	15/04/10	A	√	√	√	ongoing	ongoing	√	18/05/10	√	27/05/10	-	Yes			√	-	13/08/10	√	√

A52756968

NHS Greater Glasgow and Clyde

Brookfield

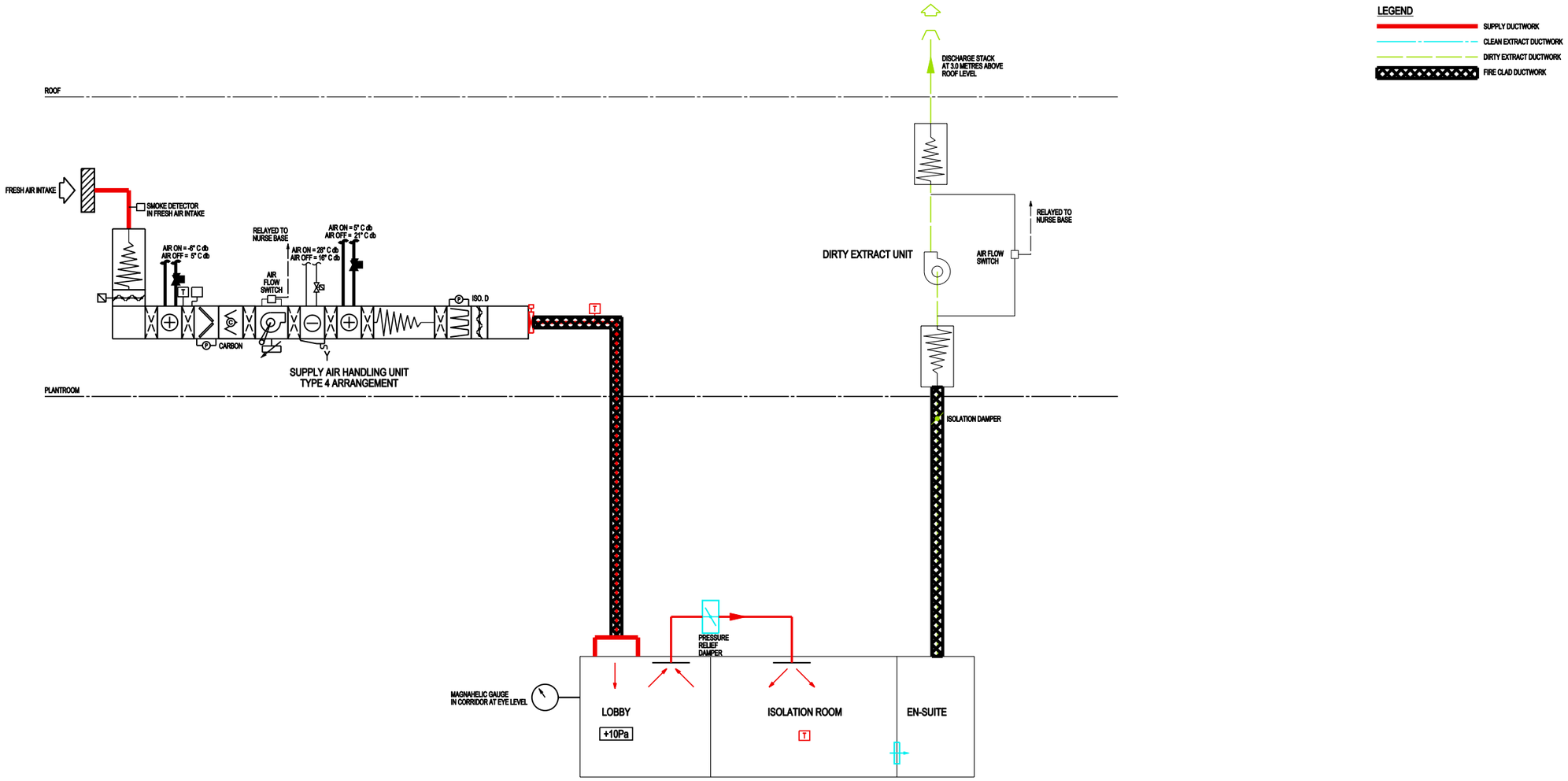

TYPICAL ISOLATION ROOM

ITPD Reference:
VOLUME 2
Section 2.45/2.47

TYPICAL ISOLATION ROOM SUPPLY SCHEMATIC

New South Glasgow Hospitals (NSGH) Project ITPD

Date: JULY '09
Scale @A1: NTS
Drawing Number: ZBP-XX-XX-SC-524-071
Revision:

NHS Greater Glasgow and Clyde

Brookfield

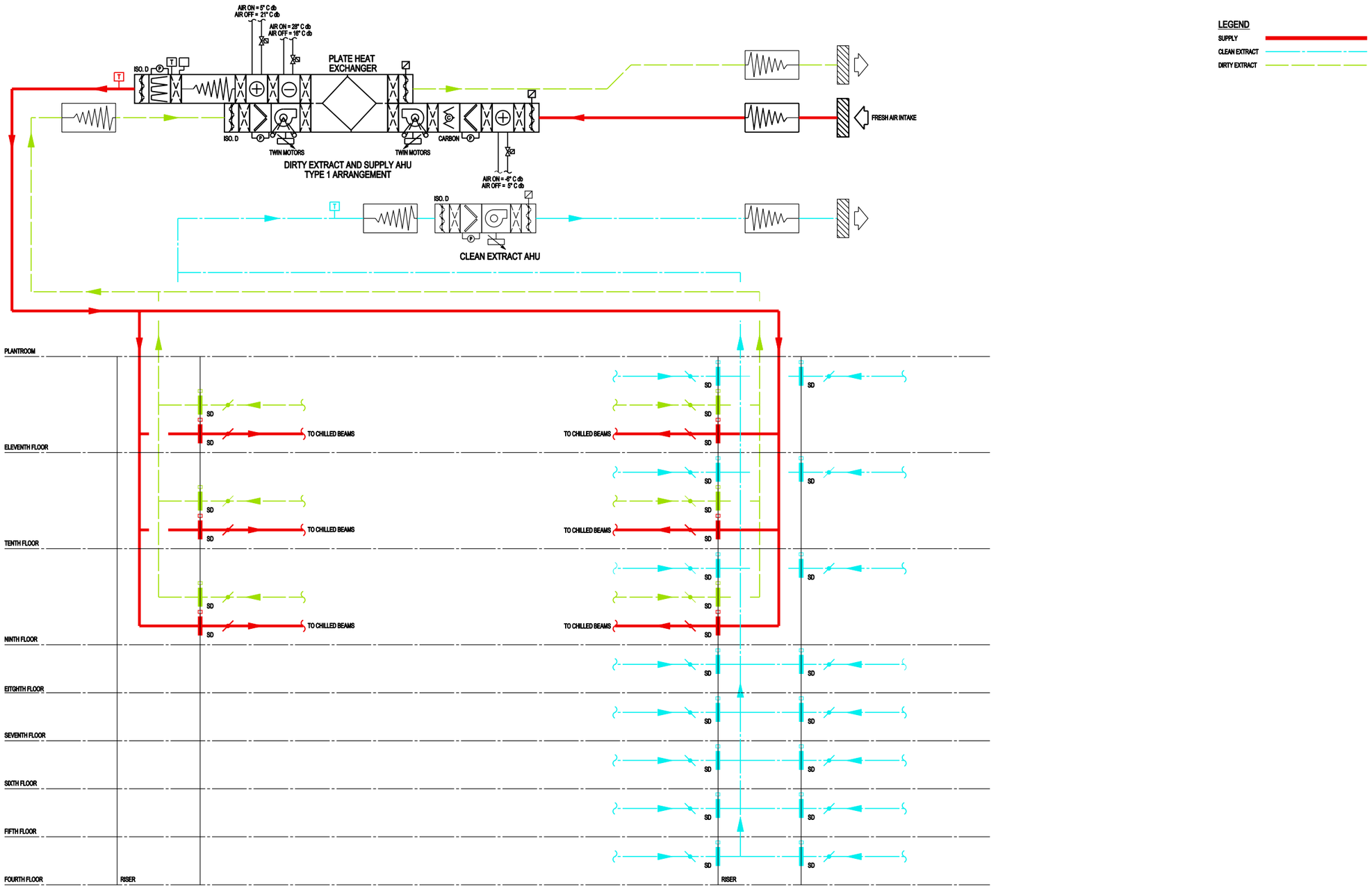

ITPD Reference:
VOLUME 2
Section 2.45/2.47

TYPICAL WARD SUPPLY SYSTEM SCHEMATIC

New South Glasgow Hospitals (NSGH) Project ITPD

Date: JULY '09
Scale @A1: NTS
Drawing Number: ZBP-XX-XX-SC-524-074
Revision:

New South Glasgow Hospitals
2010 Instruction to Proceed Bible – Index (Page 1 of 2)

2009 Project Bible	2010 Instruction To Proceed
Folder A – Employer's Requirements	**Folder A1** – ERs remain output standard to be achieved by the Contractor. Any agreed adjustments are listed in 'The M&E Clarification Log (2010 ItP) – FINAL' (located in Folder B1) or 'The 2010 Instruction To Proceed Log – FINAL' (located in Folder S).
Folder B – Logs	**Folder B1** – 2009 logs updated to provide 2010 versions: The BIW Log (2010 ItP) – FINAL; The Clarification Log (2010 ItP) – FINAL; The M&E Clarification Log (2010 ItP) – FINAL; The RFI Log (2010 ItP) – FINAL; and The Sustainability Log (2010 ItP) – FINAL.
Folder C – Volume 1 Schedule of Accommodation	**Folder C1** – blank other than copy of Appendix 2 & 3 of the 2010 Instruction to Proceed letter (which clarifies the position between the Parties in relation to SoA at Volume 1 of the Contractor's Proposals) a copy of the 'SOA 1:200 Drawings (General Arrangement) Plans' drawing list, and a copy of the (non-exhaustive) list of functionality requirements for individual rooms/spaces noted by the Board at this point in time.
Folder D – Volume 2 – Drawings 2.1 – 2.10	**Folder D1** – where an item from the 2009 bible has not been superseded by a Folder U, V or W (written or drawn) Appendix K document the Folder D 2009 version remains current.
Folder E – Volume 2 – Drawings 2.11 – 2.48	**Folder E1** – where an item from the 2009 bible has not been superseded by a Folder U, V or W (written or drawn) Appendix K document the Folder E 2009 version remains current.
Folder F – Volume 3 Design Narratives	**Folder F1** – where an item from the 2009 bible has not been superseded by a Folder U, V or W (written or drawn) Appendix K document the Folder F 2009 version remains current.
Folder G – Volume 4 Specifications	**Folder G1** – where an item from the 2009 bible has not been superseded by a Folder U, V or W (written or drawn) Appendix K document the Folder G 2009 version remains current.
Folder H – Part 1 Volume 5 Components	**Folder H1** – Updated Component List included.
Folder I – Volume 7 SHTM	**Folder i1** – 2009 information retained as the output to be achieved by the Contractor. Any agreed adjustments are listed in 'The M&E Clarification Log (2010 ItP) – FINAL' (located in Folder B1) or 'The 2010 Instruction To Proceed Log – FINAL' (located in Folder S).
Folder J – Volume 8 ADB	**Folder J1** – 2009 ADB sheets remain, to be read in conjunction with the enclosed Environmental Matrix and the Environmental Matrix Report. 2009 ADB sheets to be updated to incorporate agreed environmental information and data from the agreed 1:50 process.

New South Glasgow Hospitals
2010 Instruction to Proceed Bible – Index (Page 2 of 2)

Folder K – Volume 9 Programme	**Folder K1** – Programmes (Revision Date 17/12/2010 – Issue Date 03/01/2011) Stage 3 Summary Master Programme, BCL-GSM-CN02-001, enclosed for reference. (This does not affect the monthly programme process/acceptance under the Contract, rather notes the programme version as at the issue of the ItP).
Folder L – Volume 10 Logistics	**Folder L1** – updated phased logistics drawings enclosed. Ongoing logistics discussed and agreed between the Parties on an ongoing basis through Phase 3 + Phase 3A.
Folder M – Not Used	Not used. This was M&E information which moved to Contract Data Part 2 and is located with the Folder B1 Logs
Folder N – Labs Arch Drawings AA 70 Series	Not used. As per 2009 Project Bible – not forming part of this ItP
Folder O – Labs Arch Drawings other than AA 70 Series	Not used. As per 2009 Project Bible – not forming part of this ItP
Folder P – Labs Civil, Structural and MEP	Not used. As per 2009 Project Bible – not forming part of this ItP
Folder Q – Labs Briefing Sheets	Not used. As per 2009 Project Bible – not forming part of this ItP
Folder R – Ground Investigation Report	**Folder R1** – 2009 Bible Folder R information included as this is the basis of the agreed risk position between the parties.
Folder S – 2010 ITP Log	**Folder S** – new folder - new log 'The 2010 Instruction to Proceed Log – FINAL' enclosed to capture alternate design solutions / comments as relevant from Stage 2 process.
Folder T – Equipment List	**Folder T** – new folder – agreed current Equipment List enclosed.
Folder U – Appendix K (Masterplan and Architecture)	**Folder U** – new folder - relevant Appendix K (Masterplan and Architecture) work in progress design development enclosed.
Folder V – Appendix K (M&E Engineering)	**Folder V** – new folder - relevant Appendix K (M&E Engineering) work in progress design development enclosed. (Includes the 'Response to Comments on Appendix K M&E Drawings' tracker).
Folder W – Appendix K (Civil and Structural Engineering)	**Folder W** – new folder - relevant Appendix K (Civil and Structural Engineering) work in progress design development enclosed. (Includes the ['Report on Civil and Structural Engineering Drawings]).
Folder X – Critical Failures	**Folder X** – new folder – work in progress in relation to Critical Failures enclosed.
Folder Y – Statutory Consents	**Folder Y** – new folder - Planning information and documentation enclosed.
Folder Z – Unallocated	Unallocated

A52756968

IBI Nightingale

NA Comments 05.03.13_LE
REV A revised to incorporate meeting comments, 06.03.13 (LE,JB,JM,GB,NH,RN)

BMCE VE Proposals				
Item	**Detail**	**NA Comments**	**NA Actions (on instruction)**	**Meeting comments 06.03.13**
Link Bridge (Neuro)	Proposal to pre-fabricate modularise design	This has already been discussed and progressed beyond T2.	Further modularisation/redesign would require revision of: • Plans • Sections • Elevations • construction interface detailing This above rework is not considered required as the pre-fabrication has already been discussed and designed in.	• Continue as current.
Internal Core Finishes	Omit lining to 3 no. internal PUBLIC stair cores	Originally all stair cores were lined – the omission to the FM cores was a (late) VE option agreed between BM +NHS. It has reduced the quality of the product and caused residual detailing issues which should be costed out of the 'saving' achieved (balustrade detailing and stair/structure interface, not yet resolved). It is anticipated that Core L will have significantly more issues – lining omission will leave significant (170mm) gap which will require structural treatment to close. Furthermore, core L design brief has not yet been concluded (DCFP). **NA do not endorse this design**	Additional co-ordination time – handrails + stair/wall interface • Revise all stair detail information, plans + sections • Revise 1:50 plans • Revise finishes drawings	• BM considering reline to all stairs, public cores will definitely be lined. • Ceilings were already VE'd previously.

IBI Nightingale

NA Comments 05.03.13_LE
REV A revised to incorporate meeting comments, 06.03.13 (LE,JB,JM,GB,NH,RN)

		decision.		
Cafe	Substitute 'laminate faced plywood planks'* with wood effect cushion flooring	*note current spec is Engineered Brushed UV Oiled Natural Oak as signed off through App K and RDD review process. NA have completed the detailing/co-ordination of this package. NA prefer to review alternative specification of a timber floor, suggest a period of 3x weeks to review and propose. Timber effect vinyl/marmoleum is considered to be a far inferior finish to timber, contradicting the clients brief to achieve 'a hotel like ambiance' to the main public space in the project. Has the longevity / durability been considered? Has the quality of the project been considered? Have the ERs been met? **NA do not endorse this design decision.**	Additional co-ordination and redetailing.	• NA to provide fee proposal. • BM to obtain proposed spec from NHS for analysis. • NA to look at alternative proposed product.
Plant Rooms (Floor finishes)	Concrete sealer throughout and limited paint finish	No comment	N/A	• Waterproof product required.
AGV Routes (floor finishes)	Omit paint finish; localised levelling and grinding only	This must be fully checked/confirmed with Swisslog .	• Revise finishes drawings • Revise floor finish strategy	• NA agreed catch in as-builts, no fee applicable.
Lift Lobbies (floor finishes)	Omit tiles and replace with vinyl*	*note vinyl is marmoleum!	• Revise finishes drawings • Revise floor finish strategy • Reco-ordination of below finish makeup	• Include change to perimeter atrium corridors, eg only ground floor atrium is tiled.

IBI Nightingale

NA Comments 05.03.13_LE
REV A revised to incorporate meeting comments, 06.03.13 (LE,JB,JM,GB,NH,RN)

				• NA to provide fee proposal.
Sanctuary	Sheet and skim proposed	This was sold to the NHS conceptually as being in the family of pods on the link bridge. We were asked to prepare an alternative to metal cladding at T2 but have since been told that this is the preferred method of cladding, which is how NA prefer to continue. **NA do not endorse this design decision.**	• Revise T2 pack	• SFS/alucobond to be progressed
Signage	Rationalise package	No comment	N/A	
NCH circulation spaces (wall protection/handrails)	Rationalise wall protection	More detail required, derogation from ER's?	• Revise wall finishes strategy • Revise finishes drawings • Revise 1:50s	• BM do not wish to pursue
Stair balustrades (Public)	Non-glass panel option	It is not clear what option is being explored however omission of this key element will dilute the design of the public core down to the same as the FM cores, which we understood was not what the NHS were aspiring to. **NA do not endorse this design decision.**	• Revise Stair drawings • Revise Balustrade drawings • Re-coordination with M+S • Abortive work (details already processed)	• Keep glass to public cores, agreed/
Courtyards – envelope treatment	Courtyard 10 change from Reynobond to render Potential for other courtyards?	Markups indicate top two levels changed – uppermost is visible on elevation and would require planning approval. NA will review other courtyards	• Instruction awaited for CY10 – fee proposal? • Elevations • Details • Re-coordination	• NA to provide fee proposal

IBI Nightingale

NA Comments 05.03.13_LE
REV A revised to incorporate meeting comments, 06.03.13 (LE,JB,JM,GB,NH,RN)

Stairs Floor Finish	Omit vinyl		• Revise floor finish strategy drawings • Revise finishes drawings	• Already agreed with NHS • NA to provide fee proposal
IBI-NA VE Proposals				
Entrance Canopies	Reduced glazing scope	NA noted at previous DTM that a reduced glass scope could be considered to the two canopies (retain glass to main entrance)	Design ongoing, BM to liaise with NHS and advise prior to NA undertaking design options.	• Glass tender proposal being reviewed. • BM to respond if other options to be explored.
Soffit Treatment NSGH Main Entrance	Alternative material	Note form is key design element here and NA would consider reasonable alternative if there was a cost benefit.	Design ongoing, BM to liaise with NHS and advise prior to NA undertaking design options.	• BM to confirm proposed material
Level 12 Parapet heights	Amend levels	Some of the level changes were an architectural 'feature' at the request of the planners. With their agreement, scope could perhaps be reduced to just above roof line.	• Reco-ordination • Revise elevations • Revise planning drawings	• BM do not want to pursue
NCH Doors – portholes	Reduced number of more expensive door type	NHS reduced this number massively during RDD reviews, could perhaps be persuaded to lose more ?	• Revise door type drawings • Revise door schedules • Reco-ordination	• BM to discuss with NHS
Extent of glazed screens to non-clinical rooms	Potential for reduction?	NHS could perhaps be persuaded to lose some	• Revise glazed screen type drawings • Revise schedules • Reco-ordination	• BM to discuss with NHS
Extent of basement wall protection	Reduce scope of wall protection	This has been debated since the beginning. Potential for it to be reviewed again.	• Revise wall protection strategy • Revise 1:50s	• BM to discuss with NHS
Dry Risers	Omit dry riser boxes to landing valves on FM cores (only)	As described.	N/A	• BM to discuss with NHS
Door Protection reduced	Reduce door	Cost saving proposal previously	• Revise glazed screen type drawings	• BM do not want to pursue

IBI Nightingale

NA Comments 05.03.13_LE
REV A revised to incorporate meeting comments, 06.03.13 (LE,JB,JM,GB,NH,RN)

scope	protection throughout	proposed by NA with markup of sample department (see EWN). Potential for revisit.	• Revise schedules • Reco-ordination	
Omit Escalator	Omit 1nr escalator	Potential for omission with NHS agreement.	Reco-ordination Revised 1:50s Revised detailing	• BM to discuss with NHS
Atrium Screens	Reduce number of opaque glazed screens to atrium side.	A number of screens were design in the scheme by NA and we feel it is important to keep these. However the NHS would not entertain the screens into rooms and have now partitioned across and mounted equipment. Potential for omission .	• Revise glazed screen type drawings • Revise schedules • Reco-ordination	• BM to advise whether these have already been procured.

ADB	List of Rooms	17/3/2025

Project: ADB2017 Activity Database version 2017 © Copyright

Filter:

Code	Description	Area (m²)	Date
A0000	ADB Environmental data standard terms and references.	0.00	05-Apr-2013
B0109	Single bedroom: Older people	19.00	05-Apr-2013
B0209	Multi-bed room: Older people, 4 beds	61.50	05-Apr-2013
B0305	Single-bed room	19.00	05-Apr-2013
B0305A	Single-bed room	19.00	05-Apr-2013
B0308	Single-bed room: isolation	19.00	05-Apr-2013
B0405	Multi-bed room: 4 beds	64.00	05-Apr-2013
B0507A	Seclusion room	15.00	30-Sep-2017
B0512	Single Bedroom: mental health	12.00	30-Sep-2017
B0514	Single-bed room: accessible; mental health.	14.50	30-Sep-2017
B1005	Birthing room	24.00	05-Apr-2013
B1007	Birthing room: twin birth	26.00	05-Apr-2013
B1011	Birthing room: with pool	34.50	05-Apr-2013
B1204	Nursery: well baby: 4 cots	12.00	05-Apr-2013
B1411	Resuscitation room: 2 infants	20.00	05-Apr-2013
B1421	Single cot nursery: neonatal intensive care	20.00	05-Apr-2013
B1421-01	Neonatal treatment room	20.00	05-Apr-2013
B1426	Multi-cot nursery: neonatal intensive care: 6 cots	120.00	05-Apr-2013
B1426-01	Multi-cot nursery: neonatal intensive care: 4 cots	83.00	05-Apr-2013
B1436	Multi-cot nursery: neonatal special care: 6 cots	69.00	05-Apr-2013
B1436-01	Multi-cot nursery: neonatal special care: 4 cots	50.00	05-Apr-2013
B1603	Single-bed room: critical care: isolation	26.00	05-Apr-2013
B1610	Multi-bed room: critical care: 4 beds	152.00	05-Apr-2013
B1802	Single bedroom: Children/young people, with relatives overnight stay	15.00	05-Apr-2013
B1805	Single bedroom, isolation: Children/young people, with relatives overnight stay	15.00	05-Apr-2013
B1811	Single bedroom: Children/young people day care	14.50	05-Apr-2013
B2001	Multi-bed room, day space: Children/young people, 4 beds, with relatives overnight stay	80.00	05-Apr-2013
B2011	Multi-bed room: Children/young peoples day care, 4 beds	66.00	05-Apr-2013
B2015	Multi-bed room: Paediatric assessment, 4 beds	66.00	05-Apr-2013
B2407	Recovery room: 2 trolleys	24.00	30-Sep-2017
B2425	Recovery bay: post anaesthetic	14.00	05-Apr-2013
B2425-01	Recovery bay: post anaesthetic	14.00	05-Apr-2013
B2510	Recovery, rest with beverage bay: 4 places Hydrotherapy	25.00	05-Apr-2013
B2511-01	Recover room: with mini kitchen; 8 places	15.50	30-Sep-2017
B2512	Recovery lounge: 13 places	27.50	05-Apr-2013
B2513	Recovery room: Endoscopy, pre-discharge stage 1, 9 places	83.00	05-Apr-2013
B2514	Recovery room: Endoscopy, pre-discharge stage 2, 10 places	22.00	05-Apr-2013
B2522	Recovery/induction room: Paediatric, 2 places	20.00	05-Apr-2013
B2532	Recovery room: 2 places	24.00	05-Apr-2013
B2532-01	Assessment room: maternity: 2 places	24.00	05-Apr-2013
C0110	Consulting room	12.00	05-Apr-2013
C0110-01	Treatment room: speech therapy	12.00	05-Apr-2013
C0113	Consulting/examination room: ENT	16.00	05-Apr-2013
C0143	Ophthalmic test room: visual fields	12.00	05-Apr-2013

ADB	List of Rooms	17/3/2025

Project: ADB2017 Activity Database version 2017 © Copyright

Filter:

Code	Description	Area (m²)	Date
C0143-01	Ophthalmic test room: visual fields: 3 places	20.00	05-Apr-2013
C0207	Consulting, examination room: Mental Illness Physical examination	16.50	05-Apr-2013
C0230	Consulting/examination room: multidisciplinary	20.00	05-Apr-2013
C0235	Consulting/examination room: single-sided couch access	12.00	05-Apr-2013
C0237	Consulting/examination room: double-sided couch access	16.00	05-Apr-2013
C0302	Assessment room: A&E	16.00	05-Apr-2013
C0304	Assessment room: Paediatric, A&E	16.00	05-Apr-2013
C0315	Assessment room: gait	45.00	05-Apr-2013
C0514	Vestibular function room	16.00	05-Apr-2013
C0515	Testing room: audiometric booth	8.00	05-Apr-2013
C0517	Testing room: audiometric booth: paediatric	16.00	05-Apr-2013
C0518	Observation/control room: audiometric testing: paediatric	8.00	05-Apr-2013
C0522	Examination/physical therapy room	12.00	05-Apr-2013
C0522-01	Phlebotomy room	12.00	05-Apr-2013
C0522-02	Physical measurement room	12.00	05-Apr-2013
C0522-04	Recovery room: 1 place	12.00	05-Apr-2013
C0522-05	Investigation room: resting electrocardiography (ECG)/holter fitting room	12.00	05-Apr-2013
C0523	Interview and fitting room: audiology	12.00	05-Apr-2013
C0728	Investigation room: stress electrocardiography (ECG)	16.00	05-Apr-2013
C0730	Investigation room: tilt electrocardiography (ECG)	16.00	05-Apr-2013
C0733	Investigation room: resting electrocardiography (ECG): 4 Cubicles	39.00	05-Apr-2013
C0734	Respiratory test room: simple	16.00	05-Apr-2013
C0800	Investigation room: EEG/EMG	16.00	05-Apr-2013
C0909	Oral health educator room	12.00	05-Apr-2013
C1023	Ophthalmic test room	12.00	05-Apr-2013
C1023-01	Orthoptic special test room	12.00	05-Apr-2013
C1026	Ophthalmic photography room	12.00	05-Apr-2013
C1028	Dispensary: optical	12.00	05-Apr-2013
C1029	6m orthoptic examination lane	12.00	05-Apr-2013
C1104	Training room, office: Peritoneal Dialysis (PD)	16.50	05-Apr-2013
C1112	Consulting, examination, fitting room: Orthotics	14.00	05-Apr-2013
D0201	Rest room with beverage, snack preparation bay: 10 staff With 10 small lockers	18.00	05-Apr-2013
D0205	Rest room with beverage, snack preparation bay: 5 staff	11.00	05-Apr-2013
D0432	Sitting and beverage bay: 6 places	12.00	05-Apr-2013
D0434	Rest room with beverages & snack preparation bay: 18 places	32.00	05-Apr-2013
D0434-01A	Rest room with beverages & snack preparation bay: 10 places	20.50	30-Sep-2017
D0434-02	Rest room with beverages & snack preparation bay: 15 places	28.00	05-Apr-2013
D0434-03	Rest room with beverages & snack preparation bay: 20 places	35.50	05-Apr-2013
D0434-04	Rest room: 30 places	45.50	05-Apr-2013
D0606	Dining room: 10 patients	15.50	05-Apr-2013
D0611	Dining room: 16 places (including wheelchair place)	25.00	30-Sep-2017
D0615	Dining room: 15 patients Divided space	25.00	05-Apr-2013
D0616	Dining room: 5 patients Older people	12.00	05-Apr-2013

ADB	List of Rooms	17/3/2025

Project: ADB2017 Activity Database version 2017 © Copyright

Filter:

Code	Description	Area (m²)	Date
D0619	Dining room: 20 patients Older people	30.00	05-Apr-2013
D0815	Playroom: 10 children	30.00	05-Apr-2013
D1101	Sitting quiet room: 6 places (including wheelchair place)	15.00	30-Sep-2017
D1111	Sitting room: 16 places (including wheelchair place)	30.00	30-Sep-2017
D1119	Recreation room with beverage, snack preparation bay: 10 teenagers	39.00	05-Apr-2013
D1120	Sitting room: 5 patients	12.00	05-Apr-2013
D1120-01	Sitting room: 10 patients	18.00	05-Apr-2013
D1120-02	Sitting room: 15 patients	24.00	05-Apr-2013
D1122	Sitting room: 20 patients Older people	36.00	05-Apr-2013
D1133	Discharge lounge: 8 places	20.00	05-Apr-2013
D1310	Overnight stay room (2 people)	12.00	05-Apr-2013
D1311	Overnight stay room (single)	13.00	05-Apr-2013
D1312	Overnight stay room (double)	17.00	05-Apr-2013
E0117	Imaging room: Ultrasound, general, obstetric and gynaecological	16.00	05-Apr-2013
E0119	Imaging room: Ultrasound, general and minor interventional	16.00	05-Apr-2013
E0120	Imaging room: Ultrasound, interventional	27.00	05-Apr-2013
E0124	Imaging room: CR, general x-ray, with chest x-ray With mobile examination lamp, CR in control area No room layout	30.00	05-Apr-2013
E0128	Imaging room: conventional, general x-ray with chest and scull x-ray Imaging tube ceiling suspended, CR in control area No room layout	33.00	05-Apr-2013
E0133	Imaging room: extra-oral x-ray with ultrasound, sialographic Dental	13.50	05-Apr-2013
E0135-01	Imaging room: intra-oral and OPG	13.00	05-Apr-2013
E0142	Imaging room: Mammography with biopsy No room layout	17.00	05-Apr-2013
E0151	Imaging room: Bone Mineral Densitometry (BMD)	18.00	05-Apr-2013
E0162	Imaging room: Ultrasound, 2 bays With reporting workstation. Access to en suit to WC. Paediatric No room layout	40.00	05-Apr-2013
E0163	Imaging room: Ultrasound, 3 mixed bays With reporting workstation. Access to en suit to WC. Paediatric No room layout	50.00	05-Apr-2013
E0171	Imaging room: general x-ray: bed access	30.00	05-Apr-2013
E0176	Imaging room: general x-ray	24.00	05-Apr-2013
E0181	Imaging room: mammography	16.00	05-Apr-2013
E0303	Imaging room: universal fluoroscopy, barium Incl. general imaging and chest bucky No room layout	39.00	05-Apr-2013
E0305	Imaging room: remote fluoroscopy, barium No room layout	39.00	05-Apr-2013
E0307	Imaging room: fluoroscopy, non-vascular interventional No room layout	45.00	05-Apr-2013
E0311	Imaging room: fluoroscopy, vascular, angiography No room layout	45.00	05-Apr-2013
E0312	Control room: serving fluoroscopy No room layout	16.00	05-Apr-2013
E0512	Imaging records room: sorting, collating, despatch No room layout	20.00	05-Apr-2013

ADB	List of Rooms	17/3/2025

Project: ADB2017 Activity Database version 2017 © Copyright

Filter:

Code	Description	Area (m²)	Date
E0514	Imaging records room: sorting, collating, despatch	30.00	05-Apr-2013
E0517	Daylight processing, viewing area With VDT, printer, for 2 Radiodiagnostic Rooms	21.00	05-Apr-2013
E0519	Daylight processing, viewing area With VDT, printer, for 4 Radiodiagnostic Rooms No room layout	40.00	05-Apr-2013
E0525	Daylight processing: laser print	8.00	05-Apr-2013
E0540	Clinical conference/seminar room: 25 places PACS No room layout	33.00	05-Apr-2013
E0601	Scanner room: Computed Tomography (CT) Modified, Room layout in preparation	36.00	05-Apr-2013
E0604	Control room: serving CT room No room layout	16.00	05-Apr-2013
E0608	Control room: serving 2 CT rooms No room layout	24.00	05-Apr-2013
E0701	Waiting 'hot' room: post-injection, 5 patients Radionuclide	20.00	05-Apr-2013
E0702	Waiting 'hot' room: post-injection, 7 patients Radionuclide	25.00	05-Apr-2013
E0709	Holding Isotope room Radionuclide No room layout	12.00	05-Apr-2013
E0710	Injection, isotope holding room Radionuclide No room layout	18.00	05-Apr-2013
E0711	Injection room Radionuclide No room layout	12.00	05-Apr-2013
E0712	Imaging room: Gamma Camera single detector Radionuclide	36.00	05-Apr-2013
E0713	Imaging room: Gamma Camera multi detector with stress facility Radionuclide	36.00	05-Apr-2013
E0714	Imaging room: Gamma Camera multi detector SPECT Radionuclide	36.00	05-Apr-2013
E0801	Scanner room: Magnetic Resonance Imaging (MRI) closed bore No room layout	45.00	05-Apr-2013
E0802	Technical equipment room: serving MRI close bore	20.00	05-Apr-2013
E0804	Control room: serving MRI	16.00	05-Apr-2013
E0811	Control room: serving 2 MRI rooms No room layout	24.00	05-Apr-2013
E0901	Scanner room: Positron Emission Tomography (PET)	27.00	05-Apr-2013
E0902	Control room: serving PET No room layout	16.00	05-Apr-2013
E0904	Radiopharmaceutical delivery, preparation, disposal hold PET No room layout	12.00	05-Apr-2013
E0905	Waiting room: injection and post-injection wait PET No room layout	9.00	05-Apr-2013
F0312	Kitchen servery	22.00	30-Sep-2017
F0416	Cafe seating area: 10 places (including 1 wheelchair place)	20.00	30-Sep-2017
G0158	Transfer room: inspection, assembly and packing (IAP) room raw materials	9.00	05-Apr-2013

ADB	List of Rooms	17/3/2025

Project: ADB2017 Activity Database version 2017 © Copyright

Filter:

Code	Description	Area (m²)	Date
G0171	Parking bay: large equipment	4.00	05-Apr-2013
G0171-02	Parking bay: mobile image intensifer	4.00	05-Apr-2013
G0171-05	Parking bay: neonatal transport incubator	4.00	05-Apr-2013
G0180	Parking bay	2.00	05-Apr-2013
G0180-01	Parking bay: resusitation trolley	2.00	05-Apr-2013
G0180-03	Parking bay: mobile hoist	2.00	05-Apr-2013
G0180-05	Parking bay: ultrasound unit	2.00	05-Apr-2013
G0180-06	Parking bay: mobile x-ray unit	2.00	05-Apr-2013
G0180-09	Parking bay: 1 wheelchair	2.00	05-Apr-2013
G0180-10	Parking bay: 3 wheelchairs	2.00	05-Apr-2013
G0180-13	Parking bay: echocardiograph unit	2.00	05-Apr-2013
G0322	Goods reception and unpacking area	26.00	05-Apr-2013
G0322-01	Goods reception and unpacking area	17.50	05-Apr-2013
G0407	Exit/parking bay: theatre: 1 bed/trolley	12.00	05-Apr-2013
G0503	Lobby: seclusion room	5.50	30-Sep-2017
G0504	Lobby: air lock to aseptic room	3.00	05-Apr-2013
G0505	Post-mortem room transit area with staff changing Gowning, boot wash floor tray	10.00	05-Apr-2013
G0510	Lobby: isolation room	5.00	05-Apr-2013
G0511	Lobby: PUVA rooms	6.50	05-Apr-2013
G0513	Renal dialysis workshop lobby: equipment awaiting repair Satellite dialysis	6.00	05-Apr-2013
G0514	Renal dialysis workshop lobby: equipment ready for use Satellite dialysis	6.00	05-Apr-2013
G0527	Lobby: SSD contaminated returns: 9 trolleys	19.00	05-Apr-2013
G0527-01	Lobby: SSD contaminated returns: 4 trolleys	10.00	05-Apr-2013
G0530	Lobby: laboratory, high risk/containment level 3	5.00	05-Apr-2013
G0541	Lobby: barrier nursing: person access	6.00	05-Apr-2013
G0605	Ice making equipment bay	1.50	05-Apr-2013
G0703	Public telephone: kiosk, accessible Psychiatric	2.50	05-Apr-2013
G0710	Telephone booth	1.50	05-Apr-2013
G0712A	Telephone booth: wheelchair accessible	2.00	30-Sep-2017
G0821	Dispenser bay: entertainment card	2.00	05-Apr-2013
G0826	Dispenser bay: car park ticket	10.00	05-Apr-2013
G0930	Garden therapy area	0.00	05-Apr-2013
G0936	External play area including covered area	0.00	05-Apr-2013
H0105	Discussion/telemedicine room	10.00	05-Apr-2013
H0335	Study, quiet room: 5 patients	18.00	05-Apr-2013
H1131	Information/resource centre: 3 persons	12.00	05-Apr-2013
H1304	Seminar room: 24 places (including 1 wheelchair place)	32.00	05-Apr-2013
H1304-01	Seminar room: 10 places (including 1 wheelchair place)	19.50	05-Apr-2013
H1304-02	Seminar room: 20 places (including 1 wheelchair place)	28.00	05-Apr-2013
H1304-03	Seminar room: 30 places (including 2 wheelchair place)	37.00	05-Apr-2013
H1304-04	Skills laboratory: neonatal: 15 places	31.00	05-Apr-2013
H1313	Meeting room: 16 places (including 1 wheelchair place)	32.00	05-Apr-2013
H1313-01A	Meeting room: 15 places (including 1 wheelchair place)	32.50	30-Sep-2017
H1322	Group room: free movement: 6 exercise mats.	32.00	05-Apr-2013

ADB	List of Rooms	17/3/2025

Project: ADB2017 Activity Database version 2017 © Copyright

Filter:

Code	Description	Area (m²)	Date
H1322-01	Group room: free movement: 10 exercise mats	50.00	05-Apr-2013
H1335	Group room: 7 places (including 1 wheelchair place)	16.00	05-Apr-2013
H1335-01	Group room: 9 places (including 1 wheelchair place)	16.00	30-Sep-2017
H1335-02	Meeting room: multi-functional	16.00	30-Sep-2017
J0232-01	Reception: 1 person	8.50	05-Apr-2013
J0232-02	Reception: 3 person	14.50	05-Apr-2013
J0232A	Reception: 2 person	11.00	30-Sep-2017
J0241	Self registration point	2.00	05-Apr-2013
J0304	Specimen reception	4.00	05-Apr-2013
J1155	Waiting area: 20 places (including 2 wheelchair places)	30.00	05-Apr-2013
J1155-01	Waiting area: 15 places (including 1wheelchair place)	22.50	05-Apr-2013
J1255-01A	Waiting area: 10 places (including 1 wheelchair place)	15.00	30-Sep-2017
J1255A	Waiting area: 5 places (including 1 wheelchair place)	9.00	30-Sep-2017
J1264	Waiting bay: 1 patient trolley/bed place	6.00	05-Apr-2013
J1413	Play area: 3 children.	6.00	05-Apr-2013
J1414	Play area: 3 children	4.50	05-Apr-2013
J1414-01	Play area: 5 children	7.50	05-Apr-2013
K0131	Pneumatic tube station	1.00	05-Apr-2013
K0303	Maintenance: workshop Radiology	11.00	05-Apr-2013
K0331	Workshop: wheelchair maintenance Rehabilitation	40.00	05-Apr-2013
K0336	Workshop: prosthetics repairs, adjustment Orthotics	24.00	05-Apr-2013
K0378	Workshop: renal dialysis equipment Wet, dry area	12.00	05-Apr-2013
K0420	Electronics workshop/laboratory	16.00	05-Apr-2013
K0421	Mechanical workshop and machine room	50.00	05-Apr-2013
K0422	Dosimetry laboratory	28.00	05-Apr-2013
K0520	Computer equipment room: imaging	16.00	05-Apr-2013
K0901	Machine room: technician equipment room No room layout	16.00	05-Apr-2013
K0912	Computer communication: IT hub room	9.00	05-Apr-2013
K0915	PACS: IT core hub room No room layout	9.00	05-Apr-2013
K0920	PACS: server and archive room No room layout	13.50	05-Apr-2013
K0925	PACS: export server No room layout	5.00	05-Apr-2013
L0114	Store and preparation area: chemicals No room layout	10.50	05-Apr-2013
L0115	Store and preparation area: chemicals No room layout	21.00	05-Apr-2013
L0118	Laboratory: Chemical pathology, urgent test No room layout	31.50	05-Apr-2013
L0201	Automated laboratory No room layout	189.00	05-Apr-2013
L0204	Automated laboratory Version 2, with emergency shower No room layout	252.00	05-Apr-2013

ADB	List of Rooms	17/3/2025

Project: ADB2017 Activity Database version 2017 © Copyright

Filter:

Code	Description	Area (m²)	Date
L0301	Laboratory: Microbiology No room layout	126.00	05-Apr-2013
L0304	Laboratory: Microbiology, urgent tests No room layout	31.50	05-Apr-2013
L0315	Laboratory: primary analysis: 3 workstations	16.00	05-Apr-2013
L0320	Media preparation laboratory No room layout	10.50	05-Apr-2013
L0322	Plate pouring and media dispensing laboratory No room layout	10.50	05-Apr-2013
L0324	Plate pouring and media dispensing laboratory No room layout	21.00	05-Apr-2013
L0413	Laboratory: Haematology, urgent tests No room layout	31.50	05-Apr-2013
L0506	Specimen hold: out-of-hours bay No room layout	4.00	05-Apr-2013
L0510	Blood bank area No room layout	31.50	05-Apr-2013
L0513	Laboratory: blood grouping No room layout	31.50	05-Apr-2013
L0515	Laboratory: blood cross-matching No room layout	31.50	05-Apr-2013
L0604	Specialised laboratory: Containment level 3 No room layout	21.00	05-Apr-2013
L0605	Specialised laboratory: cell culture No room layout	31.50	05-Apr-2013
L0607	Specialised laboratory: chromatography testing and mass spectroscopy No room layout	31.50	05-Apr-2013
L0610	Specialised laboratory: immunoassay testing No room layout	31.50	05-Apr-2013
L0613	Specialised laboratory: trace metal testing No room layout	21.00	05-Apr-2013
L0616	Specialised laboratory: electrophoresis including PCR analysis No room layout	31.50	05-Apr-2013
L0618	Specialised laboratory: flow cytometry No room layout	21.00	05-Apr-2013
L0620	Specialised laboratory: PCR sample preparation No room layout	10.50	05-Apr-2013
L0622	Specialised laboratory: PCR setup No room layout	21.00	05-Apr-2013
L0701	Laboratory: TEM sample preparation No room layout	10.50	05-Apr-2013
L0703	Laboratory: TEM microscope No room layout	21.00	05-Apr-2013
L0811	Specimen reception: Histopathology, sorting, request processing Room layout in preparation	31.50	05-Apr-2013
L0814	Laboratory: Histopathology, specimen cut-up area No room layout	31.50	05-Apr-2013
L0815	Laboratory: Histopathology, specimen cut-up area including wet specimen store No room layout	42.00	05-Apr-2013
L0817	Laboratory: Histopathology, high risk specimen cut-up area With safety cabinet class 1 No room layout	10.50	05-Apr-2013
L0818	Laboratory: Histopathology, processing No room layout	31.50	05-Apr-2013

ADB	List of Rooms	17/3/2025

Project: ADB2017 Activity Database version 2017 © Copyright

Filter:

Code	Description	Area (m²)	Date
L0819	Store: Histopathology, wet specimen No room layout	10.50	05-Apr-2013
L0821	Laboratory: Histopathology, general and special including resin work No room layout	126.00	05-Apr-2013
L0822	Laboratory: Histopathology, general No room layout	94.50	05-Apr-2013
L0823	Laboratory: Histopathology, resin work No room layout	31.50	05-Apr-2013
L0826	Store: Histopathology, slide and block No room layout	21.00	05-Apr-2013
L0828	Store and chemical preparation area: Histopathology No room layout	21.00	05-Apr-2013
L0830	Laboratory: Histopathology, urgent frozen section No room layout	31.50	05-Apr-2013
L0903	Specimen reception: Cytopathology No room layout	42.00	05-Apr-2013
L0904	Laboratory: Cytopathology, cytology processing No room layout	63.00	05-Apr-2013
L0905	Laboratory: Cytopathology, liquid based cytology processing No room layout	63.00	05-Apr-2013
L0907	Reporting room: Cytopathology, 12 workstations No room layout	63.00	05-Apr-2013
L0909	Screening area: Cytopathology, 12 workstations No room layout	63.00	05-Apr-2013
L0910	Store: Cytopathology, slide No room layout	31.50	05-Apr-2013
L1120	Reception: departmental and specimen No room layout	10.50	05-Apr-2013
L1126	Central wash-up Pathology No room layout	21.00	05-Apr-2013
L1130	Sorting and request processing area: specimen No room layout	10.50	05-Apr-2013
L1131	Sorting and request processing area: specimen No room layout	21.00	05-Apr-2013
L1136	Processing area: specimen No room layout	10.50	05-Apr-2013
L1137	Processing area: specimen No room layout	21.00	05-Apr-2013
L1138	Processing area: specimen No room layout	31.50	05-Apr-2013
L1140	Common equipment room Laboratory No room layout	21.00	05-Apr-2013
L1142	Refrigerator/freezer room Pathology No room layout	21.00	05-Apr-2013
L1143	Refrigerator/freezer room Pathology No room layout	31.50	05-Apr-2013
L1145	Cold room: 4 deg C Pathology No room layout	21.00	05-Apr-2013
L1147	Cryopreservation room Laboratory No room layout	21.00	05-Apr-2013

ADB	List of Rooms	17/3/2025

Project: ADB2017 Activity Database version 2017 © Copyright

Filter:

Code	Description	Area (m²)	Date
L1148	Cryopreservation room Laboratory No room layout	31.50	05-Apr-2013
L1151	Hot room: 37 DegC Microbiology No room layout	21.00	05-Apr-2013
L1152	Hot room: 37 DegC Microbiology No room layout	31.50	05-Apr-2013
L1153	Darkroom No room layout	10.50	05-Apr-2013
L1154	Darkroom Microbiology No room layout	31.50	05-Apr-2013
L1156	Centrifuge room Laboratory No room layout	21.00	05-Apr-2013
L1162	Sterilizer loading/unloading area: 2 autoclaves/sterilizers Pathology No room layout	21.00	05-Apr-2013
L1308	Near patient testing room	8.00	05-Apr-2013
L1602	Medical observation area, 6 - 8 person Mortuary	8.00	05-Apr-2013
L1607	Dirty utility and instrument store Mortuary	12.00	05-Apr-2013
L1609	Bier room	10.00	05-Apr-2013
L1610	Body viewing room	8.00	05-Apr-2013
L1613	Body store and handling area: 2 bays single ended, 10 bodies	18.00	05-Apr-2013
L1625	Body store and handling area: 5 bays double ended, 25 bodies	37.00	05-Apr-2013
L1627	Body store and handling area: 7 bays double ended, 35 bodies	50.00	05-Apr-2013
L1628	Body store and handling area: 15 bays double ended, 75 bodies	100.00	05-Apr-2013
L1629	Body store and handling area: 20 bays double ended, 100 bodies	125.00	05-Apr-2013
L1641	Post-mortem room: 1 table, special procedures	27.00	05-Apr-2013
L1642	Post-mortem room: 2 tables Access to body store 5 bays	70.00	05-Apr-2013
L1643	Post-mortem room: 2 tables Access to body store 7 bays	75.00	05-Apr-2013
L1645	Post-mortem room: 3 tables Access to body store 15 bays	102.00	05-Apr-2013
L1647	Post-mortem room: 4 tables Access to body store 20 bays	135.00	05-Apr-2013
L1651	Temporary body store building (portable): 5 bays, 25 bodies Mortuary	29.00	05-Apr-2013
L1804	Service room: clinical equipment: 2 places	21.00	05-Apr-2013
L1804-01	Service room: clinical equipment	12.00	05-Apr-2013
L1804-03	Service room: clinical equipment	16.00	05-Apr-2013
M0251	Office: 1 person	8.00	05-Apr-2013
M0251-01	Office: clean area: 1 person	8.00	05-Apr-2013
M0251-02	Office: 1 person	8.00	30-Sep-2017
M0252	Office: 2 person	12.00	05-Apr-2013
M0252-01	Office: clean area: 2 person	12.00	05-Apr-2013
M0252-02	Office: 3 person	18.00	05-Apr-2013

ADB	List of Rooms	17/3/2025

Project: ADB2017 Activity Database version 2017 © Copyright

Filter:

Code	Description	Area (m²)	Date
M0252-03	Office: 2 person	12.00	30-Sep-2017
M0254	Office: 4 person	24.00	05-Apr-2013
M0268	Administration area: continuous use: 8 workstations	40.00	05-Apr-2013
M0268-01	Administration area: continuous use: 4 workstations	20.00	05-Apr-2013
M0268-02	Administration area: continuous use: 6 workstations	30.00	05-Apr-2013
M0268-03	Administration area: continuous use: 6 workstations	30.00	30-Sep-2017
M0278	Administration area: shared use: 8 workstations	40.00	05-Apr-2013
M0278-01	Administration area: shared use: 4 workstations	20.00	05-Apr-2013
M0278-02	Administration area: shared use: 6 workstations	30.00	05-Apr-2013
M0278-03	Administration area: shared use: 6 workstations	31.50	30-Sep-2017
M0281	Quiet workspace	6.00	05-Apr-2013
M0326	Office: technical and data review: 3 workstations	12.00	05-Apr-2013
M0326-01	Office: technical and data review: 2 workstations	8.00	05-Apr-2013
M0326-02	Office: technical and data review: 4 workstations	16.00	05-Apr-2013
M0326-03	Office: cardiac catheter image review	16.00	05-Apr-2013
M0330	Office/meeting room: 10 places (including 2 workstations)	16.00	05-Apr-2013
M0330-01	Library/GP training room	16.00	05-Apr-2013
M0330-02	Office: with informal meeting space; 1 workstation.	12.00	30-Sep-2017
M0410	Photocoping/printing room	6.00	05-Apr-2013
M0410-01	Photocoping/printing room	6.00	30-Sep-2017
M0521	Office: Principal pharmacist With light indicator CD	9.00	05-Apr-2013
M0524	Office and sample reception: pharmacist Quality Control	20.00	05-Apr-2013
M0564	Office/medicines information room: 4 workstations	24.00	05-Apr-2013
M0564-01	Office/medicines information room	16.00	05-Apr-2013
M0724	Interview room: 4 places (including 1 wheelchair place)	8.00	05-Apr-2013
M0724-01	Interview room: 5 places (including 1 wheelchair place)	8.00	30-Sep-2017
M0727	Interview room: 7 places (including 1 wheelchair place)	12.00	05-Apr-2013
M0727-01	Interview room: 7 places (including 1 wheelchair place)	12.00	30-Sep-2017
M0731	Breakout space: office	6.00	05-Apr-2013
M0731-01	Breakout space: patients	6.00	05-Apr-2013
M1028	Office : with patient bank provision; 2 workstations	16.00	30-Sep-2017
M1035	Office records/clinical trials: 2 staff	15.50	05-Apr-2013
M1707	Duty room: 2 porters	5.00	05-Apr-2013
M1713	Duty room: 6 porters	10.00	05-Apr-2013
N0107	Operating theatre: general	48.00	05-Apr-2013
N0108	Operating theatre: laminar flow	55.00	05-Apr-2013
N0111	Enhanced procedures room	20.00	05-Apr-2013
N0112	Operating theatre: cardiac	55.00	05-Apr-2013
N0218	Scrub-up and gowning room: 6 places	16.00	05-Apr-2013
N0219	Scrub-up and gowning bay: 2 places	7.00	05-Apr-2013
N0224	Scrub-up and gowning bay: 3 places	7.00	05-Apr-2013
N0225	Scrub-up and gowning room: 2 places	9.00	05-Apr-2013
N0226	Scrub-up and gowning room: 3 places	11.00	05-Apr-2013
N0307	Anaesthetic bay: 1 patient trolley	10.00	05-Apr-2013

ADB	List of Rooms	17/3/2025

Project: ADB2017 Activity Database version 2017 © Copyright
Filter:

Code	Description	Area (m²)	Date
N0310	Anaesthetic and recovery bay: 1 MRI trolley, 1 patient trolley space, 1 resuscitation trolley	20.00	05-Apr-2013
N0317-01	Anaesthetic room	19.00	05-Apr-2013
P0606	Pantry: cook-chill/hot trolleys, serving up to 24 person Emergency call lamp	12.00	05-Apr-2013
P0625	Pantry/refreshment area	8.00	05-Apr-2013
P0625A	Pantry/refreshment area	8.00	30-Sep-2017
P0627A	Ward Pantry	12.00	30-Sep-2017
P0711A	Mini kitchen	5.00	30-Sep-2017
P0808A	Vending machine area	3.00	28-Aug-2017
P0811	Drinking water dispenser	0.50	05-Apr-2013
P1012	Kitchen: milk feeds preparation	12.00	05-Apr-2013
Q0111	Activities of daily living: utility, laundry	11.00	05-Apr-2013
Q0114	Activities of daily living: kitchen With staff emergency call. Mental Illness	20.00	05-Apr-2013
Q0129	Therapy kitchen	20.00	30-Sep-2017
Q0131	Activities of daily living: bedroom	16.00	05-Apr-2013
Q0134	Activities of daily living: kitchen	24.00	05-Apr-2013
Q0136	Activities of daily living: bathroom	16.00	05-Apr-2013
Q0304	Assessment, interview and treatment room	10.00	05-Apr-2013
Q0306	Wheelchair assessment area Rehabilitation	40.00	05-Apr-2013
Q0504	Light activity area: Occupational therapy, 10 patients Rehabilitation	70.00	05-Apr-2013
Q0506	Light activity area: Occupational therapy, 5 patients	21.00	05-Apr-2013
Q0508	General activities area: Occupational therapy/recreational With staff emergency call	15.00	05-Apr-2013
Q0512	Activity room	25.00	30-Sep-2017
Q0516	Light activity area: Occupational therapy, 15 patients Rehabilitation	110.00	05-Apr-2013
Q0517	Heavy activity area: Occupational therapy, 10 patients	90.00	05-Apr-2013
Q0519	Hydrotherapy pool hall	92.50	05-Apr-2013
Q0521	Hydrotherapy: laundry, utility room	10.00	05-Apr-2013
Q0523	Heavy activity area: Occupational therapy, 5 patients	50.00	05-Apr-2013
Q0526	Therapy room: wet activities; (arts and crafts)	16.00	30-Sep-2017
Q0526-01	Therapy room: wet activities; (arts and crafts)	30.00	30-Sep-2017
Q0527	IT therapy room: Occupational therapy, 2 patients 2 Computers, 1 printer	10.00	05-Apr-2013
Q0528	IT therapy room: Occupational therapy, 3 patients 3 Computers, printer	15.00	05-Apr-2013
Q0602	Fitness room With staff emergency call	24.00	05-Apr-2013
Q0611	Activities area: Physiotherapy, 10 places With staff emergency call. Older people	24.00	05-Apr-2013
Q0615	Gymnasium: large With staff emergency call	299.50	05-Apr-2013
Q0617	Gymnasium	30.00	30-Sep-2017
Q0619	Sports Hall	162.00	30-Sep-2017
R0902	Decontamination room: dirty instruments	12.00	05-Apr-2013
R0904	Decontamination room: clean instruments	12.00	05-Apr-2013

ADB	List of Rooms	17/3/2025

Project: ADB2017 Activity Database version 2017 © Copyright

Filter:

Code	Description	Area (m²)	Date
R1006	Packing room: ethylene oxide	11.00	05-Apr-2013
R1008	Preconditioning room: ethylene oxide	3.50	05-Apr-2013
R1010	Sterilizer loading room: ethylene oxide	13.00	05-Apr-2013
R1014	Industrial gas cylinder and manifold room: ethylene oxide	2.50	05-Apr-2013
R1016	Degassing and quarantine room Ethylene oxide	11.00	05-Apr-2013
R1017	Processing room Ethylene oxide	14.00	05-Apr-2013
R1018	Aeration room Ethylene oxide	4.00	05-Apr-2013
R1021	Wash room: 2 washer-disinfectors, single chamber No room layout	54.00	05-Apr-2013
R1023	Wash room: 2 washer-disinfectors, multi chamber No room layout	76.50	05-Apr-2013
R1025	Wash room: 7 washer-disinfectors, multi chamber No room layout	200.00	05-Apr-2013
R1027	Wash room: 7 washer-disinfectors, multi chamber with automated handling system No room layout	259.00	05-Apr-2013
R1032	Wash area: 2 pass-through trolley washers No room layout	15.00	05-Apr-2013
R1034	Wash area: 4 pass-through trolley washers No room layout	30.00	05-Apr-2013
R1041	Inspection, assembly, packing (IAP) room: 2 workstations Served 2 single washer/disinfectors No room layout	54.00	05-Apr-2013
R1043	Inspection, assembly, packing (IAP) room: 10 workstations Served by 2 multi chamber washer/disinfectors No room layout	104.00	05-Apr-2013
R1045	Inspection, assembly, packing (IAP) room: 30 workstations Served 7 multi chamber washer/disinfectors No room layout	238.00	05-Apr-2013
R1047	Inspection, assembly, packing (IAP) room: 30 workstations with automated handling system Served 7 multi chamber washer/disinfectors, automated handling system No room layout	254.00	05-Apr-2013
R1052	Loading/unloading area: 2 sterilizers No room layout	29.50	05-Apr-2013
R1053	Loading/unloading area: 3 sterilizers No room layout	38.00	05-Apr-2013
R1056	Loading/unloading area: 9 sterilizers No room layout	99.00	05-Apr-2013
R1064	Cooling area: serving 3 sterilizers	14.50	05-Apr-2013
R1064-01	Cooling area: serving 2 sterilizers	13.00	05-Apr-2013
R1064-02	Cooling area: serving 9 sterilizers	36.00	05-Apr-2013
R1074	Despatch area: SSD: 9 trolleys and 2 tugs	35.00	05-Apr-2013
R1074-01	Despatch area: SSD: 4 trolleys and 2 tugs	27.00	05-Apr-2013
R1074-02	Despatch area: SSD: 35 trolleys and 4 tugs	80.00	05-Apr-2013
R1080	Test room: equipment and data SSD No room layout	15.00	05-Apr-2013
S0012A	Infant feeding room	6.00	30-Sep-2017
S0015	Private room for drugs dispensing	8.00	30-Sep-2017

ADB	List of Rooms	17/3/2025

Project: ADB2017 Activity Database version 2017 © Copyright

Filter:

Code	Description	Area (m²)	Date
S0026	Bereavement interview room	8.00	05-Apr-2013
S0027	Bereavement viewing room	12.00	05-Apr-2013
S0028	Counselling room with beverage bay: 8 person Family	16.00	05-Apr-2013
S0045	Multi-faith, quiet room: 5 person	12.00	05-Apr-2013
S0045-01	Faith / Contemplation room	16.00	30-Sep-2017
S0051	Family Visiting Room	16.00	30-Sep-2017
S0062	Special room: distressed/disturbed patient	11.00	05-Apr-2013
T0110	Staff base: 1 staff	4.00	05-Apr-2013
T0151A	Touchdown base	2.00	30-Sep-2017
T0155	Computer Bay	2.50	30-Sep-2017
T0211-01	Staff communication base: 1 place	8.50	05-Apr-2013
T0211-02	Staff communication base: 3 places	14.50	05-Apr-2013
T0211A	Staff communications base: 2 places	11.00	30-Sep-2017
T0213	Staff communication base: recovery: 2 places	13.00	05-Apr-2013
T0214	Staff communication base: critical care: 4 places	20.00	05-Apr-2013
T0214-01	Staff communication base: critical care: 6 places	24.00	05-Apr-2013
T0214-02	Staff communication base: critical care: 8 places	30.00	05-Apr-2013
T0214-03	Staff communication base: critical care: 2 places	13.00	05-Apr-2013
T0316	Supplies base	10.00	05-Apr-2013
T0511	Clean utility with catheter storage	14.00	05-Apr-2013
T0516	Clean utility: barium preparation	5.50	05-Apr-2013
T0522	Preparation room	12.00	05-Apr-2013
T0522-01	Preparation room: shared between theatres	20.00	05-Apr-2013
T0522-02	Preparation room: shared between catheter laboratories	12.00	05-Apr-2013
T0529	Preparation room: sealed radioactive source material	12.00	05-Apr-2013
T0531	Preparation room: catheter laboratories/enhanced procedures	9.00	05-Apr-2013
T0535	Clean utility room	16.00	05-Apr-2013
T0535-03	Clean utility with controlled drugs	8.00	05-Apr-2013
T0538	Clean utility room: without controlled drugs cupboard	8.00	05-Apr-2013
T0538-01	Clean utility room: without controlled drugs cupboard	16.00	05-Apr-2013
T0540	Medicine store/preparation room	8.00	05-Apr-2013
T0540-01	Medicine store/preparation room	8.00	30-Sep-2017
T0551	Workroom: perfusion	35.00	05-Apr-2013
T0551-02	Store: perfusion	20.00	05-Apr-2013
V0323	Gowning room: SSD wash room: 3 places	8.00	05-Apr-2013
V0323-01	Gowning room: SSD wash room: 9 places	16.00	05-Apr-2013
V0334	Gowning room: SSD IAP room: 6 places	14.00	05-Apr-2013
V0334-01	Gowning room: SSD IAP room: 3 places	11.00	05-Apr-2013
V0334-02	Gowning room: SSD IAP room: 18 places	30.00	05-Apr-2013
V0344	Changing room: clean area: first stage	12.00	05-Apr-2013
V0344-01	Changing room: clean area: first stage	11.00	05-Apr-2013
V0348	Changing room: clean area: second stage	9.00	05-Apr-2013
V0348-01	Changing room: clean area: second stage	7.00	05-Apr-2013
V0554-01A	Staff communal changing room: 5 lockers	9.00	30-Sep-2017
V0554-02A	Staff communal changing room: 10 lockers	11.00	30-Sep-2017
V0554-03A	Staff communal changing rooms: 30 lockers	30.50	30-Sep-2017

ADB	List of Rooms	17/3/2025

Project: ADB2017 Activity Database version 2017 © Copyright

Filter:

Code	Description	Area (m²)	Date
V0554A	Staff communal changing room: 20 lockers	20.00	30-Sep-2017
V0653	Locker bay: 12 small lockers	1.50	05-Apr-2013
V0667-01A	Uniform exchange: 30 lockers	3.00	30-Sep-2017
V0667-02A	Uniform exchange: 100 lockers	10.00	30-Sep-2017
V0667A	Uniform exchange: 70 lockers	7.00	30-Sep-2017
V0671	Visitors' hygiene/locker station	8.00	05-Apr-2013
V0671-01	Visitors' hygiene/locker station	3.00	05-Apr-2013
V0671-02	Visitors' hygiene station	2.00	05-Apr-2013
V0709	Patient changing room with cubicles, shower and wash: 10 places 3 cubicles, 10 lockers. Physiotherapy	15.50	05-Apr-2013
V0725-01	Changing room: semi-ambulant: pass-through	2.50	05-Apr-2013
V0725A	Changing room: semi ambulant user.	2.00	30-Sep-2017
V0726-01	Changing room: independent wheelchair: pass-through	5.00	05-Apr-2013
V0726A	Changing room: independent wheelchair user.	4.50	30-Sep-2017
V0910	WC and handrinse: independent wheelchair accessible With unbreakable mirror, ss basin and WC	4.50	05-Apr-2013
V0922-02	WC: Independent wheelchair user.	4.50	30-Sep-2017
V0922A	WC: Independent wheelchair user.	4.50	30-Sep-2017
V0923A	WC: Independent wheelchair / semi ambulant user.	5.50	30-Sep-2017
V1010A	WC: ambulant user.	2.00	30-Sep-2017
V1121-01	WC: semi-ambulant: in-patient	2.00	05-Apr-2013
V1121-01A	WC: semi ambulant user: in patient area.	2.00	30-Sep-2017
V1121-02	WC: semi-ambulant with disposal unit	4.00	05-Apr-2013
V1121A	WC: semi ambulant user.	2.50	30-Sep-2017
V1131	Nappy changing room	5.00	05-Apr-2013
V1131A	Nappy changing room	5.00	30-Sep-2017
V1133	Changing room and toilet: accompanied: single-sided changing table access	9.00	05-Apr-2013
V1134	Changing room and toilet: accompanied: double-sided changing table access	11.50	05-Apr-2013
V1221A	WC: assisted user.	7.50	30-Sep-2017
V1315	Shower, WC and wash: en-suite, ambulant With unbreakable mirror.	4.50	05-Apr-2013
V1318	Shower room: single bed room en suite; mental health	3.00	30-Sep-2017
V1320A	Shower room: independent wheelchair	7.50	30-Sep-2017
V1321A	Shower room: ambulant user.	2.50	30-Sep-2017
V1323A	Shower room: semi ambulant user: standing use.	5.00	30-Sep-2017
V1325	Shower room: seclusion bedroom en-suite	4.50	30-Sep-2017
V1618	Shower: pool entry area, ambulant Hydrotherapy suite	2.50	05-Apr-2013
V1619	Shower: pool entry area, trolley Hydrotherapy suite	10.00	05-Apr-2013
V1625	Shower, WC and wash: en-suite, assisted wheelchair accessible Non-touch WC cistern	6.00	05-Apr-2013
V1631A	Shower room: independent wheelchair user.	7.00	30-Sep-2017
V1635	Shower room: assisted	8.00	05-Apr-2013
V1635-01A	Shower room: assisted user: in patient.	6.50	30-Sep-2017
V1635A	Shower room: assisted user.	8.00	30-Sep-2017
V1638	Shower room: trolley access	13.00	05-Apr-2013

ADB	List of Rooms	17/3/2025

Project: ADB2017 Activity Database version 2017 © Copyright

Filter:

Code	Description	Area (m²)	Date
V1638A	Shower room: trolley access	13.00	30-Sep-2017
V1639	Shower room: trolley access: private use	8.50	05-Apr-2013
V1639A	Shower room: trolley access: private use	8.50	30-Sep-2017
V1643	Shower room: en-suite	5.00	05-Apr-2013
V1643A	Shower room: single bed-room en suite.	5.00	30-Sep-2017
V1645A	Shower room: single bed-room en suite; chamfered solution.	4.50	30-Sep-2017
V1714	Bath, WC and personal wash: assisted, treatment End access	15.00	05-Apr-2013
V1726A	Bathroom: semi ambulant user.	6.50	30-Sep-2017
V1727A	Bathroom with bidet: semi ambulent user	7.50	30-Sep-2017
V1731A	Bathroom: independent wheelchair user.	9.00	30-Sep-2017
V1736-01	Bathroom: assisted; with hoist storage	16.00	30-Sep-2017
V1736A	Bathroom: assisted user.	15.00	30-Sep-2017
V1906	WC, wash: wheelchair accessible, radiation protective	4.50	05-Apr-2013
V2203	Cloakroom: 10 places	2.00	05-Apr-2013
V2205	Cloakroom: 24 places With small lockers	7.00	05-Apr-2013
W0131	Store: equipment: local to theatre	1.00	05-Apr-2013
W0213	Store: clean equipment and assembly Pharmacy support services	6.00	05-Apr-2013
W0216	Despatch assembly area Pharmacy support services, Purchase and distribution	36.50	05-Apr-2013
W0219	Refuse collection area Pharmacy support services, Purchase and distribution	25.00	05-Apr-2013
W0223	Store: quarantine Pharmacy support services, non-sterile manufacturing	21.00	05-Apr-2013
W0262	Bulk storage area: pharmaceuticals	82.00	05-Apr-2013
W0262-01	Bulk storage area: including refrigerators: pharmaceuticals	59.00	05-Apr-2013
W0262-02	Bulk storage area: pharmaceuticals	102.00	05-Apr-2013
W0266	Store: materials/consumables	21.00	05-Apr-2013
W0267	Ward stock distribution area: 15 trolleys	19.00	05-Apr-2013
W0267-01	Ward stock distribution area: 6 trolleys	12.00	05-Apr-2013
W0269	Store: quarantine area: pharmaceuticals	25.00	05-Apr-2013
W0272	Store secure: controlled drugs	15.00	05-Apr-2013
W0272-01	Store secure: controlled drugs	12.00	05-Apr-2013
W0274	Store: medicines	12.00	05-Apr-2013
W0274-01	Store: medicines	8.00	05-Apr-2013
W0284	Store: radioactive generator	3.00	05-Apr-2013
W0291	Cool store: temperature controlled	12.00	05-Apr-2013
W0291-01	Cool store: temperature controlled	18.00	05-Apr-2013
W0293	Store: emergency medications	6.00	05-Apr-2013
W0335	Store PACS: long term CD's, tapes No room layout	30.00	05-Apr-2013
W0524	Store: SSD processed products: serving 3 sterilizers	30.00	05-Apr-2013
W0524-01	Store: SSD processed products: serving 2 sterilizers	20.00	05-Apr-2013
W0524-02	Store: SSD processed products: serving 9 sterilizers	90.00	05-Apr-2013
W0540	Store: clinical/sterile supplies	8.00	05-Apr-2013
W0540-01	Store: clinical/sterile supplies	12.00	05-Apr-2013
W0540-02	Store: clinical/sterile supplies	16.00	05-Apr-2013

ADB	List of Rooms	17/3/2025

Project: ADB2017 Activity Database version 2017 © Copyright

Filter:

Code	Description	Area (m²)	Date
W0610	Store: sealed radioactive source	8.00	05-Apr-2013
W0615	Store: protective clothing	2.00	05-Apr-2013
W0625	Scrub suit supply	4.00	05-Apr-2013
W0652	Blood refrigerator bay	2.00	05-Apr-2013
W0812	Store: records	12.00	05-Apr-2013
W0812-01	Store: records	13.00	30-Sep-2017
W0820	Store: computer back-up data	0.00	05-Apr-2013
W1210	Store: exercise equipment, activity area	6.00	05-Apr-2013
W1215	Store: exercise equipment, therapy treatment cubicles	6.00	05-Apr-2013
W1219	Store: timber and metal Occupational therapy	20.00	05-Apr-2013
W1220	Store: on-going work Occupational therapy	7.00	05-Apr-2013
W1221	Store: materials and equipment Occupational therapy	27.00	05-Apr-2013
W1223	Store: 10 assessment wheelchairs	15.00	05-Apr-2013
W1226	Store: exercise equipment, activity area	12.00	05-Apr-2013
W1226-01	Store: exercise equipment, activity area	24.00	30-Sep-2017
W1227	Store: equipment, hydrotherapy pool and cleaning Modified room layout in preparation	7.00	05-Apr-2013
W1233	Store: wheelchair workshop Rehabilitation Engineering	20.00	05-Apr-2013
W1234	Store: orthotics workshop	7.00	05-Apr-2013
W1236	Store: orthotics supply and fitting	25.00	05-Apr-2013
W1243	Store: materials, equipment and on-going work Occupational therapy	9.00	05-Apr-2013
W1303	Store: major incident equipment	6.00	05-Apr-2013
W1402	Store: patients clothing and personal effects	10.00	05-Apr-2013
W1405	Store: patients clothing and personal effects	15.00	05-Apr-2013
W1405-01	Store: patients clothing and personal effects	15.00	30-Sep-2017
W1406	Store: patients clothing and personal effects	6.00	05-Apr-2013
W1407A	Store: patients restricted property	2.00	30-Sep-2017
W1440	Store: bulk clinical supplies	32.00	05-Apr-2013
W1440-01	Store: bulk clinical supplies	40.00	05-Apr-2013
W1440-02	Store: bulk clinical supplies	80.00	05-Apr-2013
W1440-03	Store: bulk clinical supplies	96.00	05-Apr-2013
W1450	Store: furniture	16.00	05-Apr-2013
W1450-01	Store: furniture	24.00	05-Apr-2013
W1450-02	Store: furniture	32.00	05-Apr-2013
W1475	Clean supply room	16.00	05-Apr-2013
W1524	Store: workshop, renal dialysis equipment	6.00	05-Apr-2013
W1573	Store: liquid nitrogen	4.00	05-Apr-2013
W1584	Store: clinical equipment	16.00	05-Apr-2013
W1584-01	Store: clinical equipment	8.00	05-Apr-2013
W1584-02	Store: clinical equipment	12.00	05-Apr-2013
W1584-03	Store: clinical equipment	32.00	05-Apr-2013
W1584-04	Store: clinical equipment	40.00	05-Apr-2013
W1584-05	Store: clinical equipment	48.00	05-Apr-2013

ADB	List of Rooms	17/3/2025

Project: ADB2017 Activity Database version 2017 © Copyright
Filter:

Code	Description	Area (m²)	Date
W1585-01	Store: general	4.00	05-Apr-2013
W1585-02	Store: general	8.00	05-Apr-2013
W1585-03	Store: general	16.00	05-Apr-2013
W1585A	Store: general	12.00	30-Sep-2017
W1590	Store: ready to use medical gas cylinders	4.00	05-Apr-2013
W1594	Store: linen	6.00	05-Apr-2013
W1594-01	Store: linen	3.00	05-Apr-2013
W1594-02	Store: linen	3.00	30-Sep-2017
W1594-03	Store: linen	6.00	30-Sep-2017
W1597	Store: refrigerated supplies	8.00	05-Apr-2013
W1598	External store: flammable goods	12.00	05-Apr-2013
W1598-01	External store: flammable goods	9.00	05-Apr-2013
W1620	Store: birthing room	4.00	05-Apr-2013
W1620-01	Store: birthing room: twin birth	6.00	05-Apr-2013
X0070	Treatment room: ophthalmic ultrasound	12.00	05-Apr-2013
X0104A	Treatment room; Elecrtoconvulsive therapy - ECT	16.50	30-Sep-2017
X0105	Treatment room with preparation area Children, young people	16.50	05-Apr-2013
X0113	Treatment room: Physiotherapy, 1 patient	12.00	05-Apr-2013
X0135	Treatment room: PUVA whole body	12.00	05-Apr-2013
X0136	Treatment room: PUVA hand/foot	12.00	05-Apr-2013
X0145	Treatment room: double-sided couch access	16.00	05-Apr-2013
X0145-01	Treatment room: ultrasound	16.00	05-Apr-2013
X0145-02	Treatment room: neonatal	16.00	05-Apr-2013
X0145-03	Treatment room: echocardiography	16.00	05-Apr-2013
X0145-05	Treatment room: chiropody/podiatry	16.00	05-Apr-2013
X0145-06	Treatment room: exercise stress echocardiography	16.00	05-Apr-2013
X0145-07	Treatment room: double sided couch access	16.00	30-Sep-2017
X0147	Treatment room: all-round couch access	16.00	05-Apr-2013
X0214	Treatment room: child	16.50	05-Apr-2013
X0220	Treatment room: urodynamics	22.50	05-Apr-2013
X0221	Treatment room: Endoscopy	22.00	05-Apr-2013
X0222	Treatment cubicles: Physiotherapy, 10 patients	100.00	05-Apr-2013
X0223	Treatment and preparation room: wax and ice, up to 3 patients	16.00	05-Apr-2013
X0225	Treatment cubicles: Physiotherapy, 15 patients	150.00	05-Apr-2013
X0229	Treatment room: Physiotherapy, traction, 1 patient	12.00	05-Apr-2013
X0231	Resuscitation bay: 1 place	10.00	05-Apr-2013
X0236	Resuscitation room: 3 places	89.00	05-Apr-2013
X0237	Resuscitation room: 4 places	116.00	05-Apr-2013
X0238	Resuscitation room: 5 places	143.00	05-Apr-2013
X0242	Treatment room: A&E, multi-functional	16.00	05-Apr-2013
X0244	Treatment room: A&E, head and neck	16.00	05-Apr-2013
X0245	Treatment room: A&E, gynaecology/genitourinary colposcopy	16.00	05-Apr-2013
X0250	Treatment cubicle: dialysis, 1 patient With reclining chair	10.00	05-Apr-2013
X0251	Treatment cubicle: dialysis, 1 patient With bed	10.50	05-Apr-2013

ADB	List of Rooms	17/3/2025

Project: ADB2017 Activity Database version 2017 © Copyright

Filter:

Code	Description	Area (m²)	Date
X0252	Isolation treatment room: dialysis, 1 patient	13.50	05-Apr-2013
X0255	Treatment room: Continuous ambulatory peritoneal dialysis, 1 patient	16.50	05-Apr-2013
X0265	Treatment room: ophthalmic	16.00	05-Apr-2013
X0266	Plaster room	16.00	05-Apr-2013
X0267	Treatment room: ophthalmic laser	12.00	05-Apr-2013
X0268	Treatment room: ophthalmology psychophysical and electrophysical test	16.00	05-Apr-2013
X0271	Treatment room: oral and maxillofacial	20.00	05-Apr-2013
X0273	Consulting/ treatment room: multidisciplinary dental	20.00	05-Apr-2013
X0274	Treatment room: dental: 4 chairs	76.50	05-Apr-2013
X0278	Programming and testing room: implantable devices	16.00	05-Apr-2013
X0279	Treatment Room: ENT	16.00	05-Apr-2013
X0281	Preparation and splint fitting room	19.00	05-Apr-2013
X0301	Exercise Room	50.00	05-Apr-2013
X0312	Activity area: Physiotherapy, 5 patients	50.00	05-Apr-2013
X0325	Activity area: physiotherapy: 5 places	64.00	05-Apr-2013
X0612	Therapy room: children and young people	70.00	05-Apr-2013
X0704	Assessment and therapy room: 5 children	30.00	05-Apr-2013
X0705	Observation and recording room: child assessment and therapy Assessment room	11.00	05-Apr-2013
X0710	Pamper room	18.00	05-Apr-2013
X0712	Happy/calming room	12.00	05-Apr-2013
X0714	Snoezelen room	12.00	05-Apr-2013
X0714-01	Sensory room	12.00	30-Sep-2017
X0716	Distressed patient room (Calming room)	12.00	05-Apr-2013
X0718	De-escalation room	12.00	30-Sep-2017
X1025	Neuroangiography room: biplane No room layout	55.00	05-Apr-2013
X1026	Control room: serving neuroangiography No room layout	16.00	05-Apr-2013
X1029	Laboratory: catheter; single plane	50.00	05-Apr-2013
X1030	Laboratory: catheter; biplane	50.00	05-Apr-2013
X1031	Control area: serving catheter laboratory	12.00	05-Apr-2013
X1031-01	Control area: serving 2 catheter laboratories	20.00	05-Apr-2013
X1035	Minor cardiac procedures room	28.00	05-Apr-2013
X1500	Treatment Room: chemotherapy	12.00	05-Apr-2013
X1500-01	Treatment Room: intrathecal chemotherapy	12.00	05-Apr-2013
X1505	Treatment room: chemotherapy: 4 patients	40.00	05-Apr-2013
X1505-01	Treatment room: chemotherapy: 6 patients	60.00	05-Apr-2013
X1510	Preparation room: chemotherapy	9.00	05-Apr-2013
X1510-01	Preparation room: chemotherapy	16.00	05-Apr-2013
X1821	CT simulator room	33.00	05-Apr-2013
X1822	Control room: CT simulator room	18.00	05-Apr-2013
X1823	Mould room: radiotherapy impression and fitting	20.00	05-Apr-2013
X1824	Mould room: radiotherapy workshop	35.00	05-Apr-2013
X1826	Treatment planning room: radiotherapy: 8 workstations	40.00	05-Apr-2013
X1827	Treatment planning room: radiotherapy: 12 workstations	60.00	05-Apr-2013
X1828	Treatment planning room: radiotherapy: 20 workstations	100.00	05-Apr-2013

ADB	List of Rooms	17/3/2025

Project: ADB2017 Activity Database version 2017 © Copyright

Filter:

Code	Description	Area (m²)	Date
X2060	Treatment room: radiotherapy: linear accelerator bunker	160.00	05-Apr-2013
X2061	Control room: linear accelerator	20.00	05-Apr-2013
X2062	Treatment room: radiotherapy: orthovoltage/superficial x-ray	30.00	05-Apr-2013
X2063	Control room: orthovoltage/superficial x-ray	12.00	05-Apr-2013
X2068	Treatment room and maze: radiotherapy: HDR brachytherapy	68.00	05-Apr-2013
X2069	Control room: HDR brachytherapy	12.00	05-Apr-2013
X2072	Treatment room: radiotherapy: unsealed radioactive source brachytherapy	35.00	05-Apr-2013
Y0331	Dirty utility room: bedpan processing	12.00	05-Apr-2013
Y0331A	Dirty utility room: bedpan processing	12.00	30-Sep-2017
Y0335	Clinical equipment cleaning area	12.00	05-Apr-2013
Y0431	Dirty utility room	8.00	05-Apr-2013
Y0432	Dirty utility room: with SSD returns trolley	12.00	05-Apr-2013
Y0436	Dirty utility room: theatre	12.00	05-Apr-2013
Y0511	Utility: footwear washing	4.00	05-Apr-2013
Y0521	Laundry room: patients/parents	10.00	05-Apr-2013
Y0523	Patient utility/laundry	10.00	30-Sep-2017
Y0642	Disposal hold: 1700 litres	8.00	05-Apr-2013
Y0642-01	Hold: disposal, dual access	8.00	05-Apr-2013
Y0642A	Disposal hold: 1700 litres	8.00	30-Sep-2017
Y0646	Disposal hold: 3000 litres	12.00	05-Apr-2013
Y0646-01	Disposal hold: 3000 litres: dual access	12.00	05-Apr-2013
Y0650	External secure waste collection area	0.00	05-Apr-2013
Y0661	Disposal hold: radioactive waste	3.00	05-Apr-2013
Y0706	Hold: contaminated returns, 4 SSD trolleys	8.00	05-Apr-2013
Y0708	Hold: contaminated returns, 6 SSD trolleys	12.00	05-Apr-2013
Y1509	Cleaners' room: clean areas	4.00	05-Apr-2013
Y1510A	Cleaners room	8.00	30-Sep-2017
Z0102	Dispensary counter service: Primary services, out-patients	12.00	05-Apr-2013
Z0103	Dispensary: Primary services, out-patients	25.00	05-Apr-2013
Z0103-01	Dispensary: non-chemotherapy drugs	8.00	05-Apr-2013
Z0104	Dispensary: Primary services	69.50	05-Apr-2013
Z0105	Dispensary: Primary services	95.00	05-Apr-2013
Z0106	In-process control laboratory: Primary services	15.50	05-Apr-2013
Z0108	Extemporaneous preparation No room layout	12.00	05-Apr-2013
Z0201	Aseptic support room	12.50	05-Apr-2013
Z0303	Aseptic room: sterile procedures Dispensing suite	7.50	05-Apr-2013
Z0303A	Aseptic room: sterile procedures Dispensing suite	9.00	05-Apr-2013
Z0402	Ingredient weighing: sterile Support services	7.50	05-Apr-2013
Z0403	Preparation and unpacking container: sterile	31.00	05-Apr-2013
Z0404	Preparation room: sterile Support services	26.00	05-Apr-2013
Z0405	Filling area: sterile Support services	17.50	05-Apr-2013

ADB	List of Rooms	17/3/2025

Project: ADB2017 Activity Database version 2017 © Copyright

Filter:

Code	Description	Area (m²)	Date
Z0406	Transfer airlock: sterile Support services	8.00	05-Apr-2013
Z0408	Sterilization, Loading/Unloading Support services	31.50	05-Apr-2013
Z0409	Sterilizer maintenance area Support services	22.50	05-Apr-2013
Z0410	Inspection and labelling area Support services	29.50	05-Apr-2013
Z0412	Cooling area: sterile Support services	4.00	05-Apr-2013
Z0501	Ingredient weighing: non-sterile Support services	11.00	05-Apr-2013
Z0502	Dry products area: non-sterile Support services	16.00	05-Apr-2013
Z0503	Creams and ointment room: non-sterile	29.50	05-Apr-2013
Z0504	Liquid products area: non-sterile Support services	27.00	05-Apr-2013
Z0508	Container unpacking and preparation: non-sterile	37.00	05-Apr-2013
Z0509	Hazardous dry products room: non-sterile	8.50	05-Apr-2013
Z0510	Cleaning bay: non-sterile Support services	14.50	05-Apr-2013
Z0513	Packing area: tablet, assembly Support services	16.00	05-Apr-2013
Z0515	Flammable materials room: non-sterile Support services	14.50	05-Apr-2013
Z0516	Inspection and labelling area: non-sterile Support services	16.00	05-Apr-2013
Z0517	Cleaning room: assembly Support services	9.00	05-Apr-2013
Z0518	Container preparation area: assembly Support services	15.00	05-Apr-2013
Z0519	Products unpacking area: assembly Support services	10.00	05-Apr-2013
Z0521	Bulk liquid filling area: non-sterile Support services	15.00	05-Apr-2013
Z0522	Liquid filling area: assembly Support services	14.50	05-Apr-2013
Z0523	Creams and ointment filling area: assembly Support services	9.50	05-Apr-2013
Z0601	Chemical testing laboratory: Quality control Support services	51.00	05-Apr-2013
Z0602	Instrument laboratory: Quality control Support services	43.00	05-Apr-2013
Z0603	Test room: Quality control Microbiological testing suite	10.00	05-Apr-2013
Z0604	Ante-room: Quality control Microbiological testing suite	16.00	05-Apr-2013
Z0605	Laboratory workshop: Quality control Support services	10.00	05-Apr-2013
Z0802	Aseptic room: Radiopharmaceuticals, closed procedures	8.50	05-Apr-2013
Z0804	Support room: Radiopharmaceuticals	14.00	05-Apr-2013
Z0807	Aseptic room: Radiopharmaceuticals, closed procedures No room layout	15.00	05-Apr-2013
Z0808	Aseptic room: Radiopharmaceuticals, open procedures No room layout	15.00	05-Apr-2013

ADB	List of Rooms	17/3/2025

Project: ADB2017 Activity Database version 2017 © Copyright

Filter:

Code	Description	Area (m²)	Date
Z0809	Preparation and store: Radiopharmaceuticals No room layout	20.00	05-Apr-2013

ADB	List of Rooms	17/3/2025

Project: ADB2022 Activity Database version 2022 © Copyright

Filter:

Code	Description	Area (m²)	Date
A0000	ADB Environmental data standard terms and references.	0.00	05-Apr-2013
B0109	Single bedroom: Older people	19.00	05-Apr-2013
B0209	Multi-bed room: Older people, 4 beds	61.50	05-Apr-2013
B0305	Single-bed room	19.00	05-Apr-2013
B0305A	Single-bed room	19.00	05-Apr-2013
B0305-B	Single-bed room, bariatric patient	29.00	24-Jun-2020
B0308	Single-bed room: isolation	19.00	05-Apr-2013
B0308A	Single-bed room: isolation, ICU	15.00	16-Apr-2020
B0405	Multi-bed room: 4 beds	64.00	05-Apr-2013
B0507A	Seclusion room	15.00	30-Sep-2017
B0512	Single Bedroom: mental health	12.00	30-Sep-2017
B0514	Single-bed room: accessible; mental health.	14.50	30-Sep-2017
B1005	Birthing room	24.00	05-Apr-2013
B1007	Birthing room: twin birth	26.00	05-Apr-2013
B1011	Birthing room: with pool	34.50	05-Apr-2013
B1204	Nursery: well baby: 4 cots	12.00	05-Apr-2013
B1411	Resuscitation room: 2 infants	20.00	05-Apr-2013
B1421	Single cot nursery: neonatal intensive care	20.00	05-Apr-2013
B1421-01	Neonatal treatment room	20.00	05-Apr-2013
B1426	Multi-cot nursery: neonatal intensive care: 6 cots	120.00	05-Apr-2013
B1426-01	Multi-cot nursery: neonatal intensive care: 4 cots	83.00	05-Apr-2013
B1436	Multi-cot nursery: neonatal special care: 6 cots	69.00	05-Apr-2013
B1436-01	Multi-cot nursery: neonatal special care: 4 cots	50.00	05-Apr-2013
B1603	Single-bed room: critical care: isolation	26.00	05-Apr-2013
B1610	Multi-bed room: critical care: 4 beds	152.00	05-Apr-2013
B1802	Single bedroom: Children/young people, with relatives overnight stay	15.00	05-Apr-2013
B1805	Single bedroom, isolation: Children/young people, with relatives overnight stay	15.00	05-Apr-2013
B1811	Single bedroom: Children/young people day care	14.50	05-Apr-2013
B2001	Multi-bed room, day space: Children/young people, 4 beds, with relatives overnight stay	80.00	05-Apr-2013
B2011	Multi-bed room: Children/young peoples day care, 4 beds	66.00	05-Apr-2013
B2015	Multi-bed room: Paediatric assessment, 4 beds	66.00	05-Apr-2013
B2407	Recovery room: 2 trolleys	24.00	30-Sep-2017
B2425	Recovery bay: post anaesthetic	14.00	05-Apr-2013
B2425-01	Recovery bay: post anaesthetic	14.00	05-Apr-2013
B2510	Recovery, rest with beverage bay: 4 places Hydrotherapy	25.00	05-Apr-2013
B2511-01	Recover room: with mini kitchen; 8 places	15.50	30-Sep-2017
B2512	Recovery lounge: 13 places	27.50	05-Apr-2013
B2513	Recovery room: Endoscopy, pre-discharge stage 1, 9 places	83.00	05-Apr-2013
B2514	Recovery room: Endoscopy, pre-discharge stage 2, 10 places	22.00	05-Apr-2013
B2522	Recovery/induction room: Paediatric, 2 places	20.00	05-Apr-2013
B2532	Recovery room: 2 places	24.00	05-Apr-2013
B2532-01	Assessment room: maternity: 2 places	24.00	05-Apr-2013
C0110	Consulting room	12.00	05-Apr-2013
C0110-01	Treatment room: speech therapy	12.00	05-Apr-2013

ADB	List of Rooms	17/3/2025

Project: ADB2022 Activity Database version 2022 © Copyright

Filter:

Code	Description	Area (m²)	Date
C0113	Consulting/examination room: ENT	16.00	05-Apr-2013
C0143	Ophthalmic test room: visual fields	12.00	05-Apr-2013
C0143-01	Ophthalmic test room: visual fields: 3 places	20.00	05-Apr-2013
C0207	Consulting, examination room: Mental Illness Physical examination	16.50	05-Apr-2013
C0230	Consulting/examination room: multidisciplinary	20.00	05-Apr-2013
C0235	Consulting/examination room: single-sided couch access	12.00	05-Apr-2013
C0237	Consulting/examination room: double-sided couch access	16.00	05-Apr-2013
C0302	Assessment room: A&E	16.00	05-Apr-2013
C0304	Assessment room: Paediatric, A&E	16.00	05-Apr-2013
C0315	Assessment room: gait	45.00	05-Apr-2013
C0514	Vestibular function room	16.00	05-Apr-2013
C0515	Testing room: audiometric booth	8.00	05-Apr-2013
C0517	Testing room: audiometric booth: paediatric	16.00	05-Apr-2013
C0518	Observation/control room: audiometric testing: paediatric	8.00	05-Apr-2013
C0522	Examination/physical therapy room	12.00	05-Apr-2013
C0522-01	Phlebotomy room	12.00	05-Apr-2013
C0522-02	Physical measurement room	12.00	05-Apr-2013
C0522-04	Recovery room: 1 place	12.00	05-Apr-2013
C0522-05	Investigation room: resting electrocardiography (ECG)/holter fitting room	12.00	05-Apr-2013
C0523	Interview and fitting room: audiology	12.00	05-Apr-2013
C0728	Investigation room: stress electrocardiography (ECG)	16.00	05-Apr-2013
C0730	Investigation room: tilt electrocardiography (ECG)	16.00	05-Apr-2013
C0733	Investigation room: resting electrocardiography (ECG): 4 Cubicles	39.00	05-Apr-2013
C0734	Respiratory test room: simple	16.00	05-Apr-2013
C0800	Investigation room: EEG/EMG	16.00	05-Apr-2013
C0909	Oral health educator room	12.00	05-Apr-2013
C1023	Ophthalmic test room	12.00	05-Apr-2013
C1023-01	Orthoptic special test room	12.00	05-Apr-2013
C1026	Ophthalmic photography room	12.00	05-Apr-2013
C1028	Dispensary: optical	12.00	05-Apr-2013
C1029	6m orthoptic examination lane	12.00	05-Apr-2013
C1104	Training room, office: Peritoneal Dialysis (PD)	16.50	05-Apr-2013
C1112	Consulting, examination, fitting room: Orthotics	14.00	05-Apr-2013
D0201	Rest room with beverage, snack preparation bay: 10 staff With 10 small lockers	18.00	05-Apr-2013
D0205	Rest room with beverage, snack preparation bay: 5 staff	11.00	05-Apr-2013
D0432	Sitting and beverage bay: 6 places	12.00	05-Apr-2013
D0434	Rest room with beverages & snack preparation bay: 18 places	32.00	05-Apr-2013
D0434-01A	Rest room with beverages & snack preparation bay: 10 places	20.50	30-Sep-2017
D0434-02	Rest room with beverages & snack preparation bay: 15 places	28.00	05-Apr-2013
D0434-03	Rest room with beverages & snack preparation bay: 20 places	35.50	05-Apr-2013
D0434-04	Rest room: 30 places	45.50	05-Apr-2013
D0606	Dining room: 10 patients	15.50	05-Apr-2013
D0611	Dining room: 16 places (including wheelchair place)	25.00	30-Sep-2017
D0615	Dining room: 15 patients Divided space	25.00	05-Apr-2013

ADB	List of Rooms	17/3/2025

Project: ADB2022 Activity Database version 2022 © Copyright

Filter:

Code	Description	Area (m²)	Date
D0616	Dining room: 5 patients Older people	12.00	05-Apr-2013
D0619	Dining room: 20 patients Older people	30.00	05-Apr-2013
D0815	Playroom: 10 children	30.00	05-Apr-2013
D1101	Sitting quiet room: 6 places (including wheelchair place)	15.00	30-Sep-2017
D1111	Sitting room: 16 places (including wheelchair place)	30.00	30-Sep-2017
D1119	Recreation room with beverage, snack preparation bay: 10 teenagers	39.00	05-Apr-2013
D1120	Sitting room: 5 patients	12.00	05-Apr-2013
D1120-01	Sitting room: 10 patients	18.00	05-Apr-2013
D1120-02	Sitting room: 15 patients	24.00	05-Apr-2013
D1122	Sitting room: 20 patients Older people	36.00	05-Apr-2013
D1133	Discharge lounge: 8 places	20.00	05-Apr-2013
D1310	Overnight stay room (2 people)	12.00	05-Apr-2013
D1311	Overnight stay room (single)	13.00	05-Apr-2013
D1312	Overnight stay room (double)	17.00	05-Apr-2013
E0117	Imaging room: Ultrasound, general, obstetric and gynaecological	16.00	05-Apr-2013
E0119	Imaging room: Ultrasound, general and minor interventional	16.00	05-Apr-2013
E0120	Imaging room: Ultrasound, interventional	27.00	05-Apr-2013
E0124	Imaging room: CR, general x-ray, with chest x-ray With mobile examination lamp, CR in control area No room layout	30.00	05-Apr-2013
E0128	Imaging room: conventional, general x-ray with chest and scull x-ray Imaging tube ceiling suspended, CR in control area No room layout	33.00	05-Apr-2013
E0133	Imaging room: extra-oral x-ray with ultrasound, sialographic Dental	13.50	05-Apr-2013
E0135-01	Imaging room: intra-oral and OPG	13.00	05-Apr-2013
E0142	Imaging room: Mammography with biopsy No room layout	17.00	05-Apr-2013
E0151	Imaging room: Bone Mineral Densitometry (BMD)	18.00	05-Apr-2013
E0162	Imaging room: Ultrasound, 2 bays With reporting workstation. Access to en suit to WC. Paediatric No room layout	40.00	05-Apr-2013
E0163	Imaging room: Ultrasound, 3 mixed bays With reporting workstation. Access to en suit to WC. Paediatric No room layout	50.00	05-Apr-2013
E0171	Imaging room: general x-ray: bed access	30.00	05-Apr-2013
E0176	Imaging room: general x-ray	24.00	05-Apr-2013
E0181	Imaging room: mammography	16.00	05-Apr-2013
E0303	Imaging room: universal fluoroscopy, barium Incl. general imaging and chest bucky No room layout	39.00	05-Apr-2013
E0305	Imaging room: remote fluoroscopy, barium No room layout	39.00	05-Apr-2013
E0307	Imaging room: fluoroscopy, non-vascular interventional No room layout	45.00	05-Apr-2013
E0311	Imaging room: fluoroscopy, vascular, angiography No room layout	45.00	05-Apr-2013
E0312	Control room: serving fluoroscopy No room layout	16.00	05-Apr-2013

ADB	List of Rooms	17/3/2025

Project: ADB2022 Activity Database version 2022 © Copyright

Filter:

Code	Description	Area (m²)	Date
E0512	Imaging records room: sorting, collating, despatch No room layout	20.00	05-Apr-2013
E0514	Imaging records room: sorting, collating, despatch	30.00	05-Apr-2013
E0517	Daylight processing, viewing area With VDT, printer, for 2 Radiodiagnostic Rooms	21.00	05-Apr-2013
E0519	Daylight processing, viewing area With VDT, printer, for 4 Radiodiagnostic Rooms No room layout	40.00	05-Apr-2013
E0525	Daylight processing: laser print	8.00	05-Apr-2013
E0540	Clinical conference/seminar room: 25 places PACS No room layout	33.00	05-Apr-2013
E0601	Scanner room: Computed Tomography (CT) Modified, Room layout in preparation	36.00	05-Apr-2013
E0604	Control room: serving CT room No room layout	16.00	05-Apr-2013
E0608	Control room: serving 2 CT rooms No room layout	24.00	05-Apr-2013
E0701	Waiting 'hot' room: post-injection, 5 patients Radionuclide	20.00	05-Apr-2013
E0702	Waiting 'hot' room: post-injection, 7 patients Radionuclide	25.00	05-Apr-2013
E0709	Holding Isotope room Radionuclide No room layout	12.00	05-Apr-2013
E0710	Injection, isotope holding room Radionuclide No room layout	18.00	05-Apr-2013
E0711	Injection room Radionuclide No room layout	12.00	05-Apr-2013
E0712	Imaging room: Gamma Camera single detector Radionuclide	36.00	05-Apr-2013
E0713	Imaging room: Gamma Camera multi detector with stress facility Radionuclide	36.00	05-Apr-2013
E0714	Imaging room: Gamma Camera multi detector SPECT Radionuclide	36.00	05-Apr-2013
E0801	Scanner room: Magnetic Resonance Imaging (MRI) closed bore No room layout	45.00	05-Apr-2013
E0802	Technical equipment room: serving MRI close bore	20.00	05-Apr-2013
E0804	Control room: serving MRI	16.00	05-Apr-2013
E0811	Control room: serving 2 MRI rooms No room layout	24.00	05-Apr-2013
E0901	Scanner room: Positron Emission Tomography (PET)	27.00	05-Apr-2013
E0902	Control room: serving PET No room layout	16.00	05-Apr-2013
E0904	Radiopharmaceutical delivery, preparation, disposal hold PET No room layout	12.00	05-Apr-2013
E0905	Waiting room: injection and post-injection wait PET No room layout	9.00	05-Apr-2013
F0312	Kitchen servery	22.00	30-Sep-2017
F0416	Cafe seating area: 10 places (including 1 wheelchair place)	20.00	30-Sep-2017

ADB	List of Rooms	17/3/2025

Project: ADB2022 Activity Database version 2022 © Copyright

Filter:

Code	Description	Area (m²)	Date
G0158	Transfer room: inspection, assembly and packing (IAP) room raw materials	9.00	05-Apr-2013
G0171	Parking bay: large equipment	4.00	05-Apr-2013
G0171-02	Parking bay: mobile image intensifer	4.00	05-Apr-2013
G0171-05	Parking bay: neonatal transport incubator	4.00	05-Apr-2013
G0180	Parking bay	2.00	05-Apr-2013
G0180-01	Parking bay: resusitation trolley	2.00	05-Apr-2013
G0180-03	Parking bay: mobile hoist	2.00	05-Apr-2013
G0180-03B	Parking bay: bariatric mobile hoist	3.00	12-May-2020
G0180-05	Parking bay: ultrasound unit	2.00	05-Apr-2013
G0180-06	Parking bay: mobile x-ray unit	2.00	05-Apr-2013
G0180-09	Parking bay: 1 wheelchair	2.00	05-Apr-2013
G0180-10	Parking bay: 3 wheelchairs	2.00	05-Apr-2013
G0180-13	Parking bay: echocardiograph unit	2.00	05-Apr-2013
G0322	Goods reception and unpacking area	26.00	05-Apr-2013
G0322-01	Goods reception and unpacking area	17.50	05-Apr-2013
G0407	Exit/parking bay: theatre: 1 bed/trolley	12.00	05-Apr-2013
G0503	Lobby: seclusion room	5.50	30-Sep-2017
G0504	Lobby: air lock to aseptic room	3.00	05-Apr-2013
G0505	Post-mortem room transit area with staff changing Gowning, boot wash floor tray	10.00	05-Apr-2013
G0510	Lobby: isolation room	5.00	05-Apr-2013
G0510A	Lobby: isolation room, ICU	2.00	20-Apr-2020
G0511	Lobby: PUVA rooms	6.50	05-Apr-2013
G0513	Renal dialysis workshop lobby: equipment awaiting repair Satellite dialysis	6.00	05-Apr-2013
G0514	Renal dialysis workshop lobby: equipment ready for use Satellite dialysis	6.00	05-Apr-2013
G0527	Lobby: SSD contaminated returns: 9 trolleys	19.00	05-Apr-2013
G0527-01	Lobby: SSD contaminated returns: 4 trolleys	10.00	05-Apr-2013
G0530	Lobby: laboratory, high risk/containment level 3	5.00	05-Apr-2013
G0541	Lobby: barrier nursing: person access	6.00	05-Apr-2013
G0605	Ice making equipment bay	1.50	05-Apr-2013
G0703	Public telephone: kiosk, accessible Psychiatric	2.50	05-Apr-2013
G0710	Telephone booth	1.50	05-Apr-2013
G0712A	Telephone booth: wheelchair accessible	2.00	30-Sep-2017
G0821	Dispenser bay: entertainment card	2.00	05-Apr-2013
G0826	Dispenser bay: car park ticket	10.00	05-Apr-2013
G0930	Garden therapy area	0.00	05-Apr-2013
G0936	External play area including covered area	0.00	05-Apr-2013
H0105	Discussion/telemedicine room	10.00	05-Apr-2013
H0335	Study, quiet room: 5 patients	18.00	05-Apr-2013
H1131	Information/resource centre: 3 persons	12.00	05-Apr-2013
H1304	Seminar room: 24 places (including 1 wheelchair place)	32.00	05-Apr-2013
H1304-01	Seminar room: 10 places (including 1 wheelchair place)	19.50	05-Apr-2013
H1304-02	Seminar room: 20 places (including 1 wheelchair place)	28.00	05-Apr-2013
H1304-03	Seminar room: 30 places (including 2 wheelchair place)	37.00	05-Apr-2013

ADB	List of Rooms	17/3/2025

Project: ADB2022 Activity Database version 2022 © Copyright

Filter:

Code	Description	Area (m²)	Date
H1304-04	Skills laboratory: neonatal: 15 places	31.00	05-Apr-2013
H1313	Meeting room: 16 places (including 1 wheelchair place)	32.00	05-Apr-2013
H1313-01A	Meeting room: 15 places (including 1 wheelchair place)	32.50	30-Sep-2017
H1322	Group room: free movement: 6 exercise mats.	32.00	05-Apr-2013
H1322-01	Group room: free movement: 10 exercise mats	50.00	05-Apr-2013
H1335	Group room: 7 places (including 1 wheelchair place)	16.00	05-Apr-2013
H1335-01	Group room: 9 places (including 1 wheelchair place)	16.00	30-Sep-2017
H1335-02	Meeting room: multi-functional	16.00	30-Sep-2017
J0232	Reception: 2 person	11.00	05-Apr-2013
J0232-01	Reception: 1 person	8.50	05-Apr-2013
J0232-02	Reception: 3 person	14.50	05-Apr-2013
J0232A	Reception: 2 person	11.00	30-Sep-2017
J0241	Self registration point	2.00	05-Apr-2013
J0304	Specimen reception	4.00	05-Apr-2013
J1155	Waiting area: 20 places (including 2 wheelchair places)	30.00	05-Apr-2013
J1155-01	Waiting area: 15 places (including 1wheelchair place)	22.50	05-Apr-2013
J1155-B	Waiting area: 18 places (including 2 wheelchair places and bariatric seating)	30.00	29-Apr-2020
J1255	Waiting area: 5 places (including 1 wheelchair place)	9.00	05-Apr-2013
J1255-01A	Waiting area: 10 places (including 1 wheelchair place)	15.00	30-Sep-2017
J1255A	Waiting area: 5 places (including 1 wheelchair place)	9.00	30-Sep-2017
J1264	Waiting bay: 1 patient trolley/bed place	6.00	05-Apr-2013
J1413	Play area: 3 children.	6.00	05-Apr-2013
J1414	Play area: 3 children	4.50	05-Apr-2013
J1414-01	Play area: 5 children	7.50	05-Apr-2013
K0131	Pneumatic tube station	1.00	05-Apr-2013
K0303	Maintenance: workshop Radiology	11.00	05-Apr-2013
K0331	Workshop: wheelchair maintenance Rehabilitation	40.00	05-Apr-2013
K0336	Workshop: prosthetics repairs, adjustment Orthotics	24.00	05-Apr-2013
K0378	Workshop: renal dialysis equipment Wet, dry area	12.00	05-Apr-2013
K0420	Electronics workshop/laboratory	16.00	05-Apr-2013
K0421	Mechanical workshop and machine room	50.00	05-Apr-2013
K0422	Dosimetry laboratory	28.00	05-Apr-2013
K0520	Computer equipment room: imaging	16.00	05-Apr-2013
K0901	Machine room: technician equipment room No room layout	16.00	05-Apr-2013
K0912	Computer communication: IT hub room	9.00	05-Apr-2013
K0915	PACS: IT core hub room No room layout	9.00	05-Apr-2013
K0920	PACS: server and archive room No room layout	13.50	05-Apr-2013
K0925	PACS: export server No room layout	5.00	05-Apr-2013
L0114	Store and preparation area: chemicals No room layout	10.50	05-Apr-2013

ADB	List of Rooms	17/3/2025

Project: ADB2022 Activity Database version 2022 © Copyright

Filter:

Code	Description	Area (m²)	Date
L0115	Store and preparation area: chemicals No room layout	21.00	05-Apr-2013
L0118	Laboratory: Chemical pathology, urgent test No room layout	31.50	05-Apr-2013
L0201	Automated laboratory No room layout	189.00	05-Apr-2013
L0204	Automated laboratory Version 2, with emergency shower No room layout	252.00	05-Apr-2013
L0301	Laboratory: Microbiology No room layout	126.00	05-Apr-2013
L0304	Laboratory: Microbiology, urgent tests No room layout	31.50	05-Apr-2013
L0315	Laboratory: primary analysis: 3 workstations	16.00	05-Apr-2013
L0320	Media preparation laboratory No room layout	10.50	05-Apr-2013
L0322	Plate pouring and media dispensing laboratory No room layout	10.50	05-Apr-2013
L0324	Plate pouring and media dispensing laboratory No room layout	21.00	05-Apr-2013
L0413	Laboratory: Haematology, urgent tests No room layout	31.50	05-Apr-2013
L0506	Specimen hold: out-of-hours bay No room layout	4.00	05-Apr-2013
L0510	Blood bank area No room layout	31.50	05-Apr-2013
L0513	Laboratory: blood grouping No room layout	31.50	05-Apr-2013
L0515	Laboratory: blood cross-matching No room layout	31.50	05-Apr-2013
L0604	Specialised laboratory: Containment level 3 No room layout	21.00	05-Apr-2013
L0605	Specialised laboratory: cell culture No room layout	31.50	05-Apr-2013
L0607	Specialised laboratory: chromatography testing and mass spectroscopy No room layout	31.50	05-Apr-2013
L0610	Specialised laboratory: immunoassay testing No room layout	31.50	05-Apr-2013
L0613	Specialised laboratory: trace metal testing No room layout	21.00	05-Apr-2013
L0616	Specialised laboratory: electrophoresis including PCR analysis No room layout	31.50	05-Apr-2013
L0618	Specialised laboratory: flow cytometry No room layout	21.00	05-Apr-2013
L0620	Specialised laboratory: PCR sample preparation No room layout	10.50	05-Apr-2013
L0622	Specialised laboratory: PCR setup No room layout	21.00	05-Apr-2013
L0701	Laboratory: TEM sample preparation No room layout	10.50	05-Apr-2013
L0703	Laboratory: TEM microscope No room layout	21.00	05-Apr-2013
L0811	Specimen reception: Histopathology, sorting, request processing Room layout in preparation	31.50	05-Apr-2013
L0814	Laboratory: Histopathology, specimen cut-up area No room layout	31.50	05-Apr-2013

ADB	List of Rooms	17/3/2025

Project: ADB2022 Activity Database version 2022 © Copyright

Filter:

Code	Description	Area (m²)	Date
L0815	Laboratory: Histopathology, specimen cut-up area including wet specimen store No room layout	42.00	05-Apr-2013
L0817	Laboratory: Histopathology, high risk specimen cut-up area With safety cabinet class 1 No room layout	10.50	05-Apr-2013
L0818	Laboratory: Histopathology, processing No room layout	31.50	05-Apr-2013
L0819	Store: Histopathology, wet specimen No room layout	10.50	05-Apr-2013
L0821	Laboratory: Histopathology, general and special including resin work No room layout	126.00	05-Apr-2013
L0822	Laboratory: Histopathology, general No room layout	94.50	05-Apr-2013
L0823	Laboratory: Histopathology, resin work No room layout	31.50	05-Apr-2013
L0826	Store: Histopathology, slide and block No room layout	21.00	05-Apr-2013
L0828	Store and chemical preparation area: Histopathology No room layout	21.00	05-Apr-2013
L0830	Laboratory: Histopathology, urgent frozen section No room layout	31.50	05-Apr-2013
L0903	Specimen reception: Cytopathology No room layout	42.00	05-Apr-2013
L0904	Laboratory: Cytopathology, cytology processing No room layout	63.00	05-Apr-2013
L0905	Laboratory: Cytopathology, liquid based cytology processing No room layout	63.00	05-Apr-2013
L0907	Reporting room: Cytopathology, 12 workstations No room layout	63.00	05-Apr-2013
L0909	Screening area: Cytopathology, 12 workstations No room layout	63.00	05-Apr-2013
L0910	Store: Cytopathology, slide No room layout	31.50	05-Apr-2013
L1120	Reception: departmental and specimen No room layout	10.50	05-Apr-2013
L1126	Central wash-up Pathology No room layout	21.00	05-Apr-2013
L1130	Sorting and request processing area: specimen No room layout	10.50	05-Apr-2013
L1131	Sorting and request processing area: specimen No room layout	21.00	05-Apr-2013
L1136	Processing area: specimen No room layout	10.50	05-Apr-2013
L1137	Processing area: specimen No room layout	21.00	05-Apr-2013
L1138	Processing area: specimen No room layout	31.50	05-Apr-2013
L1140	Common equipment room Laboratory No room layout	21.00	05-Apr-2013
L1142	Refrigerator/freezer room Pathology No room layout	21.00	05-Apr-2013

ADB	List of Rooms	17/3/2025

Project: ADB2022 Activity Database version 2022 © Copyright

Filter:

Code	Description	Area (m²)	Date
L1143	Refrigerator/freezer room Pathology No room layout	31.50	05-Apr-2013
L1145	Cold room: 4 deg C Pathology No room layout	21.00	05-Apr-2013
L1147	Cryopreservation room Laboratory No room layout	21.00	05-Apr-2013
L1148	Cryopreservation room Laboratory No room layout	31.50	05-Apr-2013
L1151	Hot room: 37 DegC Microbiology No room layout	21.00	05-Apr-2013
L1152	Hot room: 37 DegC Microbiology No room layout	31.50	05-Apr-2013
L1153	Darkroom No room layout	10.50	05-Apr-2013
L1154	Darkroom Microbiology No room layout	31.50	05-Apr-2013
L1156	Centrifuge room Laboratory No room layout	21.00	05-Apr-2013
L1162	Sterilizer loading/unloading area: 2 autoclaves/sterilizers Pathology No room layout	21.00	05-Apr-2013
L1308	Near patient testing room	8.00	05-Apr-2013
L1602	Medical observation area, 6 - 8 person Mortuary	8.00	05-Apr-2013
L1607	Dirty utility and instrument store Mortuary	12.00	05-Apr-2013
L1609	Bier room	10.00	05-Apr-2013
L1610	Body viewing room	8.00	05-Apr-2013
L1613	Body store and handling area: 2 bays single ended, 10 bodies	18.00	05-Apr-2013
L1625	Body store and handling area: 5 bays double ended, 25 bodies	37.00	05-Apr-2013
L1627	Body store and handling area: 7 bays double ended, 35 bodies	50.00	05-Apr-2013
L1628	Body store and handling area: 15 bays double ended, 75 bodies	100.00	05-Apr-2013
L1629	Body store and handling area: 20 bays double ended, 100 bodies	125.00	05-Apr-2013
L1641	Post-mortem room: 1 table, special procedures	27.00	05-Apr-2013
L1642	Post-mortem room: 2 tables Access to body store 5 bays	70.00	05-Apr-2013
L1643	Post-mortem room: 2 tables Access to body store 7 bays	75.00	05-Apr-2013
L1645	Post-mortem room: 3 tables Access to body store 15 bays	102.00	05-Apr-2013
L1647	Post-mortem room: 4 tables Access to body store 20 bays	135.00	05-Apr-2013
L1651	Temporary body store building (portable): 5 bays, 25 bodies Mortuary	29.00	05-Apr-2013
L1804	Service room: clinical equipment: 2 places	21.00	05-Apr-2013
L1804-01	Service room: clinical equipment	12.00	05-Apr-2013

ADB	List of Rooms	17/3/2025

Project: ADB2022 Activity Database version 2022 © Copyright

Filter:

Code	Description	Area (m²)	Date
L1804-03	Service room: clinical equipment	16.00	05-Apr-2013
M0251	Office: 1 person	8.00	05-Apr-2013
M0251-01	Office: clean area: 1 person	8.00	05-Apr-2013
M0251-02	Office: 1 person	8.00	30-Sep-2017
M0252	Office: 2 person	12.00	05-Apr-2013
M0252-01	Office: clean area: 2 person	12.00	05-Apr-2013
M0252-02	Office: 3 person	18.00	05-Apr-2013
M0252-03	Office: 2 person	12.00	30-Sep-2017
M0254	Office: 4 person	24.00	05-Apr-2013
M0268	Administration area: continuous use: 8 workstations	40.00	05-Apr-2013
M0268-01	Administration area: continuous use: 4 workstations	20.00	05-Apr-2013
M0268-02	Administration area: continuous use: 6 workstations	30.00	05-Apr-2013
M0268-03	Administration area: continuous use: 6 workstations	30.00	30-Sep-2017
M0278	Administration area: shared use: 8 workstations	40.00	05-Apr-2013
M0278-01	Administration area: shared use: 4 workstations	20.00	05-Apr-2013
M0278-02	Administration area: shared use: 6 workstations	30.00	05-Apr-2013
M0278-03	Administration area: shared use: 6 workstations	31.50	30-Sep-2017
M0281	Quiet workspace	6.00	05-Apr-2013
M0326	Office: technical and data review: 3 workstations	12.00	05-Apr-2013
M0326-01	Office: technical and data review: 2 workstations	8.00	05-Apr-2013
M0326-02	Office: technical and data review: 4 workstations	16.00	05-Apr-2013
M0326-03	Office: cardiac catheter image review	16.00	05-Apr-2013
M0330	Office/meeting room: 10 places (including 2 workstations)	16.00	05-Apr-2013
M0330-01	Library/GP training room	16.00	05-Apr-2013
M0330-02	Office: with informal meeting space; 1 workstation.	12.00	30-Sep-2017
M0410	Photocoping/printing room	6.00	05-Apr-2013
M0410-01	Photocoping/printing room	6.00	30-Sep-2017
M0521	Office: Principal pharmacist With light indicator CD	9.00	05-Apr-2013
M0524	Office and sample reception: pharmacist Quality Control	20.00	05-Apr-2013
M0564	Office/medicines information room: 4 workstations	24.00	05-Apr-2013
M0564-01	Office/medicines information room	16.00	05-Apr-2013
M0724	Interview room: 4 places (including 1 wheelchair place)	8.00	05-Apr-2013
M0724-01	Interview room: 5 places (including 1 wheelchair place)	8.00	30-Sep-2017
M0727	Interview room: 7 places (including 1 wheelchair place)	12.00	05-Apr-2013
M0727-01	Interview room: 7 places (including 1 wheelchair place)	12.00	30-Sep-2017
M0731	Breakout space: office	6.00	05-Apr-2013
M0731-01	Breakout space: patients	6.00	05-Apr-2013
M1028	Office : with patient bank provision; 2 workstations	16.00	30-Sep-2017
M1035	Office records/clinical trials: 2 staff	15.50	05-Apr-2013
M1707	Duty room: 2 porters	5.00	05-Apr-2013
M1713	Duty room: 6 porters	10.00	05-Apr-2013
N0107	Operating theatre: general	48.00	05-Apr-2013
N0108	Operating theatre: laminar flow	55.00	05-Apr-2013
N0111	Enhanced procedures room	20.00	05-Apr-2013
N0112	Operating theatre: cardiac	55.00	05-Apr-2013

ADB	List of Rooms	17/3/2025

Project: ADB2022 Activity Database version 2022 © Copyright
Filter:

Code	Description	Area (m²)	Date
N0218	Scrub-up and gowning room: 6 places	16.00	05-Apr-2013
N0219	Scrub-up and gowning bay: 2 places	7.00	05-Apr-2013
N0224	Scrub-up and gowning bay: 3 places	7.00	05-Apr-2013
N0225	Scrub-up and gowning room: 2 places	9.00	05-Apr-2013
N0226	Scrub-up and gowning room: 3 places	11.00	05-Apr-2013
N0307	Anaesthetic bay: 1 patient trolley	10.00	05-Apr-2013
N0310	Anaesthetic and recovery bay: 1 MRI trolley, 1 patient trolley space, 1 resuscitation trolley	20.00	05-Apr-2013
N0317-01	Anaesthetic room	19.00	05-Apr-2013
P0606	Pantry: cook-chill/hot trolleys, serving up to 24 person Emergency call lamp	12.00	05-Apr-2013
P0625	Pantry/refreshment area	8.00	05-Apr-2013
P0625A	Pantry/refreshment area	8.00	30-Sep-2017
P0627A	Ward Pantry	12.00	30-Sep-2017
P0711	Mini kitchen	5.00	05-Apr-2013
P0711A	Mini kitchen	5.00	30-Sep-2017
P0808	Vending machines	3.00	05-Apr-2013
P0808A	Vending machine area	3.00	28-Aug-2017
P0811	Drinking water dispenser	0.50	05-Apr-2013
P1012	Kitchen: milk feeds preparation	12.00	05-Apr-2013
Q0111	Activities of daily living: utility, laundry	11.00	05-Apr-2013
Q0114	Activities of daily living: kitchen With staff emergency call. Mental Illness	20.00	05-Apr-2013
Q0129	Therapy kitchen	20.00	30-Sep-2017
Q0131	Activities of daily living: bedroom	16.00	05-Apr-2013
Q0134	Activities of daily living: kitchen	24.00	05-Apr-2013
Q0136	Activities of daily living: bathroom	16.00	05-Apr-2013
Q0304	Assessment, interview and treatment room	10.00	05-Apr-2013
Q0306	Wheelchair assessment area Rehabilitation	40.00	05-Apr-2013
Q0504	Light activity area: Occupational therapy, 10 patients Rehabilitation	70.00	05-Apr-2013
Q0506	Light activity area: Occupational therapy, 5 patients	21.00	05-Apr-2013
Q0508	General activities area: Occupational therapy/recreational With staff emergency call	15.00	05-Apr-2013
Q0512	Activity room	25.00	30-Sep-2017
Q0516	Light activity area: Occupational therapy, 15 patients Rehabilitation	110.00	05-Apr-2013
Q0517	Heavy activity area: Occupational therapy, 10 patients	90.00	05-Apr-2013
Q0519	Hydrotherapy pool hall	92.50	05-Apr-2013
Q0521	Hydrotherapy: laundry, utility room	10.00	05-Apr-2013
Q0523	Heavy activity area: Occupational therapy, 5 patients	50.00	05-Apr-2013
Q0526	Therapy room: wet activities; (arts and crafts)	16.00	30-Sep-2017
Q0526-01	Therapy room: wet activities; (arts and crafts)	30.00	30-Sep-2017
Q0527	IT therapy room: Occupational therapy, 2 patients 2 Computers, 1 printer	10.00	05-Apr-2013
Q0528	IT therapy room: Occupational therapy, 3 patients 3 Computers, printer	15.00	05-Apr-2013
Q0602	Fitness room With staff emergency call	24.00	05-Apr-2013

ADB	List of Rooms	17/3/2025

Project: ADB2022 Activity Database version 2022 © Copyright

Filter:

Code	Description	Area (m²)	Date
Q0611	Activities area: Physiotherapy, 10 places With staff emergency call. Older people	24.00	05-Apr-2013
Q0615	Gymnasium: large With staff emergency call	299.50	05-Apr-2013
Q0617	Gymnasium	30.00	30-Sep-2017
Q0619	Sports Hall	162.00	30-Sep-2017
R0902	Decontamination room: dirty instruments	12.00	05-Apr-2013
R0904	Decontamination room: clean instruments	12.00	05-Apr-2013
R1006	Packing room: ethylene oxide	11.00	05-Apr-2013
R1008	Preconditioning room: ethylene oxide	3.50	05-Apr-2013
R1010	Sterilizer loading room: ethylene oxide	13.00	05-Apr-2013
R1014	Industrial gas cylinder and manifold room: ethylene oxide	2.50	05-Apr-2013
R1016	Degassing and quarantine room Ethylene oxide	11.00	05-Apr-2013
R1017	Processing room Ethylene oxide	14.00	05-Apr-2013
R1018	Aeration room Ethylene oxide	4.00	05-Apr-2013
R1021	Wash room: 2 washer-disinfectors, single chamber No room layout	54.00	05-Apr-2013
R1023	Wash room: 2 washer-disinfectors, multi chamber No room layout	76.50	05-Apr-2013
R1025	Wash room: 7 washer-disinfectors, multi chamber No room layout	200.00	05-Apr-2013
R1027	Wash room: 7 washer-disinfectors, multi chamber with automated handling system No room layout	259.00	05-Apr-2013
R1032	Wash area: 2 pass-through trolley washers No room layout	15.00	05-Apr-2013
R1034	Wash area: 4 pass-through trolley washers No room layout	30.00	05-Apr-2013
R1041	Inspection, assembly, packing (IAP) room: 2 workstations Served 2 single washer/disinfectors No room layout	54.00	05-Apr-2013
R1043	Inspection, assembly, packing (IAP) room: 10 workstations Served by 2 multi chamber washer/disinfectors No room layout	104.00	05-Apr-2013
R1045	Inspection, assembly, packing (IAP) room: 30 workstations Served 7 multi chamber washer/disinfectors No room layout	238.00	05-Apr-2013
R1047	Inspection, assembly, packing (IAP) room: 30 workstations with automated handling system Served 7 multi chamber washer/disinfectors, automated handling system No room layout	254.00	05-Apr-2013
R1052	Loading/unloading area: 2 sterilizers No room layout	29.50	05-Apr-2013
R1053	Loading/unloading area: 3 sterilizers No room layout	38.00	05-Apr-2013
R1056	Loading/unloading area: 9 sterilizers No room layout	99.00	05-Apr-2013
R1064	Cooling area: serving 3 sterilizers	14.50	05-Apr-2013
R1064-01	Cooling area: serving 2 sterilizers	13.00	05-Apr-2013
R1064-02	Cooling area: serving 9 sterilizers	36.00	05-Apr-2013

ADB	List of Rooms	17/3/2025

Project: ADB2022 Activity Database version 2022 © Copyright

Filter:

Code	Description	Area (m²)	Date
R1074	Despatch area: SSD: 9 trolleys and 2 tugs	35.00	05-Apr-2013
R1074-01	Despatch area: SSD: 4 trolleys and 2 tugs	27.00	05-Apr-2013
R1074-02	Despatch area: SSD: 35 trolleys and 4 tugs	80.00	05-Apr-2013
R1080	Test room: equipment and data SSD No room layout	15.00	05-Apr-2013
S0012	Infant feeding room	6.00	05-Apr-2013
S0012A	Infant feeding room	6.00	30-Sep-2017
S0015	Private room for drugs dispensing	8.00	30-Sep-2017
S0026	Bereavement interview room	8.00	05-Apr-2013
S0027	Bereavement viewing room	12.00	05-Apr-2013
S0028	Counselling room with beverage bay: 8 person Family	16.00	05-Apr-2013
S0045	Multi-faith, quiet room: 5 person	12.00	05-Apr-2013
S0045-01	Faith / Contemplation room	16.00	30-Sep-2017
S0051	Family Visiting Room	16.00	30-Sep-2017
S0062	Special room: distressed/disturbed patient	11.00	05-Apr-2013
T0110	Staff base: 1 staff	4.00	05-Apr-2013
T0151	Touchdown base	2.00	05-Apr-2013
T0151A	Touchdown base	2.00	30-Sep-2017
T0155	Computer Bay	2.50	30-Sep-2017
T0211	Staff communication base: 2 places	11.00	05-Apr-2013
T0211-01	Staff communication base: 1 place	8.50	05-Apr-2013
T0211-02	Staff communication base: 3 places	14.50	05-Apr-2013
T0211A	Staff communications base: 2 places	11.00	30-Sep-2017
T0213	Staff communication base: recovery: 2 places	13.00	05-Apr-2013
T0214	Staff communication base: critical care: 4 places	20.00	05-Apr-2013
T0214-01	Staff communication base: critical care: 6 places	24.00	05-Apr-2013
T0214-02	Staff communication base: critical care: 8 places	30.00	05-Apr-2013
T0214-03	Staff communication base: critical care: 2 places	13.00	05-Apr-2013
T0316	Supplies base	10.00	05-Apr-2013
T0511	Clean utility with catheter storage	14.00	05-Apr-2013
T0516	Clean utility: barium preparation	5.50	05-Apr-2013
T0522	Preparation room	12.00	05-Apr-2013
T0522-01	Preparation room: shared between theatres	20.00	05-Apr-2013
T0522-02	Preparation room: shared between catheter laboratories	12.00	05-Apr-2013
T0529	Preparation room: sealed radioactive source material	12.00	05-Apr-2013
T0531	Preparation room: catheter laboratories/enhanced procedures	9.00	05-Apr-2013
T0535	Clean utility room	16.00	05-Apr-2013
T0535-03	Clean utility with controlled drugs	8.00	05-Apr-2013
T0538	Clean utility room: without controlled drugs cupboard	8.00	05-Apr-2013
T0538-01	Clean utility room: without controlled drugs cupboard	16.00	05-Apr-2013
T0540	Medicine store/preparation room	8.00	05-Apr-2013
T0540-01	Medicine store/preparation room	8.00	30-Sep-2017
T0551	Workroom: perfusion	35.00	05-Apr-2013
T0551-02	Store: perfusion	20.00	05-Apr-2013
V0323	Gowning room: SSD wash room: 3 places	8.00	05-Apr-2013

ADB	List of Rooms	17/3/2025

Project: ADB2022 Activity Database version 2022 © Copyright

Filter:

Code	Description	Area (m²)	Date
V0323-01	Gowning room: SSD wash room: 9 places	16.00	05-Apr-2013
V0334	Gowning room: SSD IAP room: 6 places	14.00	05-Apr-2013
V0334-01	Gowning room: SSD IAP room: 3 places	11.00	05-Apr-2013
V0334-02	Gowning room: SSD IAP room: 18 places	30.00	05-Apr-2013
V0344	Changing room: clean area: first stage	12.00	05-Apr-2013
V0344-01	Changing room: clean area: first stage	11.00	05-Apr-2013
V0348	Changing room: clean area: second stage	9.00	05-Apr-2013
V0348-01	Changing room: clean area: second stage	7.00	05-Apr-2013
V0554-01A	Staff communal changing room: 5 lockers	9.00	30-Sep-2017
V0554-02A	Staff communal changing room: 10 lockers	11.00	30-Sep-2017
V0554-03A	Staff communal changing rooms: 30 lockers	30.50	30-Sep-2017
V0554A	Staff communal changing room: 20 lockers	20.00	30-Sep-2017
V0653	Locker bay: 12 small lockers	1.50	05-Apr-2013
V0667-01A	Uniform exchange: 30 lockers	3.00	30-Sep-2017
V0667-02A	Uniform exchange: 100 lockers	10.00	30-Sep-2017
V0667A	Uniform exchange: 70 lockers	7.00	30-Sep-2017
V0671	Visitors' hygiene/locker station	8.00	05-Apr-2013
V0671-01	Visitors' hygiene/locker station	3.00	05-Apr-2013
V0671-02	Visitors' hygiene station	2.00	05-Apr-2013
V0709	Patient changing room with cubicles, shower and wash: 10 places 3 cubicles, 10 lockers. Physiotherapy	15.50	05-Apr-2013
V0725-01	Changing room: semi-ambulant: pass-through	2.50	05-Apr-2013
V0725A	Changing room: semi ambulant user.	2.00	30-Sep-2017
V0726-01	Changing room: independent wheelchair: pass-through	5.00	05-Apr-2013
V0726A	Changing room: independent wheelchair user.	4.50	30-Sep-2017
V0910	WC and handrinse: independent wheelchair accessible With unbreakable mirror, ss basin and WC	4.50	05-Apr-2013
V0922-02	WC: Independent wheelchair user.	4.50	30-Sep-2017
V0922A	WC: Independent wheelchair user.	4.50	30-Sep-2017
V0922A-B	WC: Bariatric (independent wheelchair user accessible).	4.00	08-Nov-2022
V0923A	WC: Independent wheelchair / semi ambulant user.	5.50	30-Sep-2017
V1010A	WC: ambulant user.	2.00	30-Sep-2017
V1121-01	WC: semi-ambulant: in-patient	2.00	05-Apr-2013
V1121-01A	WC: semi ambulant user: in patient area.	2.00	30-Sep-2017
V1121-02	WC: semi-ambulant with disposal unit	4.00	05-Apr-2013
V1121A	WC: semi ambulant user.	2.50	30-Sep-2017
V1131	Nappy changing room	5.00	05-Apr-2013
V1131A	Nappy changing room	5.00	30-Sep-2017
V1133	Changing room and toilet: accompanied: single-sided changing table access	9.00	05-Apr-2013
V1134	Changing room and toilet: accompanied: double-sided changing table access	11.50	05-Apr-2013
V1221A	WC: assisted user.	7.50	30-Sep-2017
V1315	Shower, WC and wash: en-suite, ambulant With unbreakable mirror.	4.50	05-Apr-2013
V1318	Shower room: single bed room en suite; mental health	3.00	30-Sep-2017
V1320A	Shower room: independent wheelchair	7.50	30-Sep-2017
V1321A	Shower room: ambulant user.	2.50	30-Sep-2017

ADB	List of Rooms	17/3/2025

Project: ADB2022 Activity Database version 2022 © Copyright

Filter:

Code	Description	Area (m²)	Date
V1323A	Shower room: semi ambulant user: standing use.	5.00	30-Sep-2017
V1325	Shower room: seclusion bedroom en-suite	4.50	30-Sep-2017
V1618	Shower: pool entry area, ambulant Hydrotherapy suite	2.50	05-Apr-2013
V1619	Shower: pool entry area, trolley Hydrotherapy suite	10.00	05-Apr-2013
V1625	Shower, WC and wash: en-suite, assisted wheelchair accessible Non-touch WC cistern	6.00	05-Apr-2013
V1631A	Shower room: independent wheelchair user.	7.00	30-Sep-2017
V1635	Shower room: assisted	8.00	05-Apr-2013
V1635-01A	Shower room: assisted user: in patient.	6.50	30-Sep-2017
V1635A	Shower room: assisted user.	8.00	30-Sep-2017
V1638	Shower room: trolley access	13.00	05-Apr-2013
V1638A	Shower room: trolley access	13.00	30-Sep-2017
V1639	Shower room: trolley access: private use	8.50	05-Apr-2013
V1639A	Shower room: trolley access: private use	8.50	30-Sep-2017
V1643	Shower room: en-suite	5.00	05-Apr-2013
V1643A	Shower room: single bed-room en suite.	5.00	30-Sep-2017
V1643A-B	Shower room: bariatric single bed-room en suite.	8.00	25-Jun-2020
V1645A	Shower room: single bed-room en suite; chamfered solution.	4.50	30-Sep-2017
V1714	Bath, WC and personal wash: assisted, treatment End access	15.00	05-Apr-2013
V1726A	Bathroom: semi ambulant user.	6.50	30-Sep-2017
V1727A	Bathroom with bidet: semi ambulent user	7.50	30-Sep-2017
V1731A	Bathroom: independent wheelchair user.	9.00	30-Sep-2017
V1736-01	Bathroom: assisted; with hoist storage	16.00	30-Sep-2017
V1736A	Bathroom: assisted user.	15.00	30-Sep-2017
V1906	WC, wash: wheelchair accessible, radiation protective	4.50	05-Apr-2013
V2203	Cloakroom: 10 places	2.00	05-Apr-2013
V2205	Cloakroom: 24 places With small lockers	7.00	05-Apr-2013
W0131	Store: equipment: local to theatre	1.00	05-Apr-2013
W0213	Store: clean equipment and assembly Pharmacy support services	6.00	05-Apr-2013
W0216	Despatch assembly area Pharmacy support services, Purchase and distribution	36.50	05-Apr-2013
W0219	Refuse collection area Pharmacy support services, Purchase and distribution	25.00	05-Apr-2013
W0223	Store: quarantine Pharmacy support services, non-sterile manufacturing	21.00	05-Apr-2013
W0262	Bulk storage area: pharmaceuticals	82.00	05-Apr-2013
W0262-01	Bulk storage area: including refrigerators: pharmaceuticals	59.00	05-Apr-2013
W0262-02	Bulk storage area: pharmaceuticals	102.00	05-Apr-2013
W0266	Store: materials/consumables	21.00	05-Apr-2013
W0267	Ward stock distribution area: 15 trolleys	19.00	05-Apr-2013
W0267-01	Ward stock distribution area: 6 trolleys	12.00	05-Apr-2013
W0269	Store: quarantine area: pharmaceuticals	25.00	05-Apr-2013
W0272	Store secure: controlled drugs	15.00	05-Apr-2013
W0272-01	Store secure: controlled drugs	12.00	05-Apr-2013

ADB	List of Rooms	17/3/2025

Project: ADB2022 Activity Database version 2022 © Copyright
Filter:

Code	Description	Area (m²)	Date
W0274	Store: medicines	12.00	05-Apr-2013
W0274-01	Store: medicines	8.00	05-Apr-2013
W0284	Store: radioactive generator	3.00	05-Apr-2013
W0291	Cool store: temperature controlled	12.00	05-Apr-2013
W0291-01	Cool store: temperature controlled	18.00	05-Apr-2013
W0293	Store: emergency medications	6.00	05-Apr-2013
W0335	Store PACS: long term CD's, tapes No room layout	30.00	05-Apr-2013
W0524	Store: SSD processed products: serving 3 sterilizers	30.00	05-Apr-2013
W0524-01	Store: SSD processed products: serving 2 sterilizers	20.00	05-Apr-2013
W0524-02	Store: SSD processed products: serving 9 sterilizers	90.00	05-Apr-2013
W0540	Store: clinical/sterile supplies	8.00	05-Apr-2013
W0540-01	Store: clinical/sterile supplies	12.00	05-Apr-2013
W0540-02	Store: clinical/sterile supplies	16.00	05-Apr-2013
W0610	Store: sealed radioactive source	8.00	05-Apr-2013
W0615	Store: protective clothing	2.00	05-Apr-2013
W0625	Scrub suit supply	4.00	05-Apr-2013
W0652	Blood refrigerator bay	2.00	05-Apr-2013
W0812	Store: records	12.00	05-Apr-2013
W0812-01	Store: records	13.00	30-Sep-2017
W0820	Store: computer back-up data	0.00	05-Apr-2013
W1210	Store: exercise equipment, activity area	6.00	05-Apr-2013
W1215	Store: exercise equipment, therapy treatment cubicles	6.00	05-Apr-2013
W1219	Store: timber and metal Occupational therapy	20.00	05-Apr-2013
W1220	Store: on-going work Occupational therapy	7.00	05-Apr-2013
W1221	Store: materials and equipment Occupational therapy	27.00	05-Apr-2013
W1223	Store: 10 assessment wheelchairs	15.00	05-Apr-2013
W1226	Store: exercise equipment, activity area	12.00	05-Apr-2013
W1226-01	Store: exercise equipment, activity area	24.00	30-Sep-2017
W1227	Store: equipment, hydrotherapy pool and cleaning Modified room layout in preparation	7.00	05-Apr-2013
W1233	Store: wheelchair workshop Rehabilitation Engineering	20.00	05-Apr-2013
W1234	Store: orthotics workshop	7.00	05-Apr-2013
W1236	Store: orthotics supply and fitting	25.00	05-Apr-2013
W1243	Store: materials, equipment and on-going work Occupational therapy	9.00	05-Apr-2013
W1303	Store: major incident equipment	6.00	05-Apr-2013
W1402	Store: patients clothing and personal effects	10.00	05-Apr-2013
W1405	Store: patients clothing and personal effects	15.00	05-Apr-2013
W1405-01	Store: patients clothing and personal effects	15.00	30-Sep-2017
W1406	Store: patients clothing and personal effects	6.00	05-Apr-2013
W1407A	Store: patients restricted property	2.00	30-Sep-2017
W1440	Store: bulk clinical supplies	32.00	05-Apr-2013
W1440-01	Store: bulk clinical supplies	40.00	05-Apr-2013
W1440-02	Store: bulk clinical supplies	80.00	05-Apr-2013

ADB	List of Rooms	17/3/2025

Project: ADB2022 Activity Database version 2022 © Copyright
Filter:

Code	Description	Area (m²)	Date
W1440-03	Store: bulk clinical supplies	96.00	05-Apr-2013
W1450	Store: furniture	16.00	05-Apr-2013
W1450-01	Store: furniture	24.00	05-Apr-2013
W1450-02	Store: furniture	32.00	05-Apr-2013
W1475	Clean supply room	16.00	05-Apr-2013
W1524	Store: workshop, renal dialysis equipment	6.00	05-Apr-2013
W1573	Store: liquid nitrogen	4.00	05-Apr-2013
W1584	Store: clinical equipment	16.00	05-Apr-2013
W1584-01	Store: clinical equipment	8.00	05-Apr-2013
W1584-02	Store: clinical equipment	12.00	05-Apr-2013
W1584-03	Store: clinical equipment	32.00	05-Apr-2013
W1584-04	Store: clinical equipment	40.00	05-Apr-2013
W1584-05	Store: clinical equipment	48.00	05-Apr-2013
W1585	Store: general	12.00	05-Apr-2013
W1585-01	Store: general	4.00	05-Apr-2013
W1585-02	Store: general	8.00	05-Apr-2013
W1585-03	Store: general	16.00	05-Apr-2013
W1585A	Store: general	12.00	30-Sep-2017
W1590	Store: ready to use medical gas cylinders	4.00	05-Apr-2013
W1594	Store: linen	6.00	05-Apr-2013
W1594-01	Store: linen	3.00	05-Apr-2013
W1594-02	Store: linen	3.00	30-Sep-2017
W1594-03	Store: linen	6.00	30-Sep-2017
W1597	Store: refrigerated supplies	8.00	05-Apr-2013
W1598	External store: flammable goods	12.00	05-Apr-2013
W1598-01	External store: flammable goods	9.00	05-Apr-2013
W1620	Store: birthing room	4.00	05-Apr-2013
W1620-01	Store: birthing room: twin birth	6.00	05-Apr-2013
X0070	Treatment room: ophthalmic ultrasound	12.00	05-Apr-2013
X0104A	Treatment room; Elecrtoconvulsive therapy - ECT	16.50	30-Sep-2017
X0105	Treatment room with preparation area Children, young people	16.50	05-Apr-2013
X0113	Treatment room: Physiotherapy, 1 patient	12.00	05-Apr-2013
X0135	Treatment room: PUVA whole body	12.00	05-Apr-2013
X0136	Treatment room: PUVA hand/foot	12.00	05-Apr-2013
X0145	Treatment room: double-sided couch access	16.00	05-Apr-2013
X0145-01	Treatment room: ultrasound	16.00	05-Apr-2013
X0145-02	Treatment room: neonatal	16.00	05-Apr-2013
X0145-03	Treatment room: echocardiography	16.00	05-Apr-2013
X0145-05	Treatment room: chiropody/podiatry	16.00	05-Apr-2013
X0145-06	Treatment room: exercise stress echocardiography	16.00	05-Apr-2013
X0145-07	Treatment room: double sided couch access	16.00	30-Sep-2017
X0147	Treatment room: all-round couch access	16.00	05-Apr-2013
X0214	Treatment room: child	16.50	05-Apr-2013
X0220	Treatment room: urodynamics	22.50	05-Apr-2013
X0221	Treatment room: Endoscopy	22.00	05-Apr-2013
X0222	Treatment cubicles: Physiotherapy, 10 patients	100.00	05-Apr-2013

ADB	List of Rooms	17/3/2025

Project: ADB2022 Activity Database version 2022 © Copyright
Filter:

Code	Description	Area (m²)	Date
X0223	Treatment and preparation room: wax and ice, up to 3 patients	16.00	05-Apr-2013
X0225	Treatment cubicles: Physiotherapy, 15 patients	150.00	05-Apr-2013
X0229	Treatment room: Physiotherapy, traction, 1 patient	12.00	05-Apr-2013
X0231	Resuscitation bay: 1 place	10.00	05-Apr-2013
X0236	Resuscitation room: 3 places	89.00	05-Apr-2013
X0237	Resuscitation room: 4 places	116.00	05-Apr-2013
X0238	Resuscitation room: 5 places	143.00	05-Apr-2013
X0242	Treatment room: A&E, multi-functional	16.00	05-Apr-2013
X0244	Treatment room: A&E, head and neck	16.00	05-Apr-2013
X0245	Treatment room: A&E, gynaecology/genitourinary colposcopy	16.00	05-Apr-2013
X0250	Treatment cubicle: dialysis, 1 patient With reclining chair	10.00	05-Apr-2013
X0251	Treatment cubicle: dialysis, 1 patient With bed	10.50	05-Apr-2013
X0252	Isolation treatment room: dialysis, 1 patient	13.50	05-Apr-2013
X0255	Treatment room: Continuous ambulatory peritoneal dialysis, 1 patient	16.50	05-Apr-2013
X0265	Treatment room: ophthalmic	16.00	05-Apr-2013
X0266	Plaster room	16.00	05-Apr-2013
X0267	Treatment room: ophthalmic laser	12.00	05-Apr-2013
X0268	Treatment room: ophthalmology psychophysical and electrophysical test	16.00	05-Apr-2013
X0271	Treatment room: oral and maxillofacial	20.00	05-Apr-2013
X0273	Consulting/ treatment room: multidisciplinary dental	20.00	05-Apr-2013
X0274	Treatment room: dental: 4 chairs	76.50	05-Apr-2013
X0278	Programming and testing room: implantable devices	16.00	05-Apr-2013
X0279	Treatment Room: ENT	16.00	05-Apr-2013
X0281	Preparation and splint fitting room	19.00	05-Apr-2013
X0301	Exercise Room	50.00	05-Apr-2013
X0312	Activity area: Physiotherapy, 5 patients	50.00	05-Apr-2013
X0325	Activity area: physiotherapy: 5 places	64.00	05-Apr-2013
X0612	Therapy room: children and young people	70.00	05-Apr-2013
X0704	Assessment and therapy room: 5 children	30.00	05-Apr-2013
X0705	Observation and recording room: child assessment and therapy Assessment room	11.00	05-Apr-2013
X0710	Pamper room	18.00	05-Apr-2013
X0712	Happy/calming room	12.00	05-Apr-2013
X0714	Snoezelen room	12.00	05-Apr-2013
X0714-01	Sensory room	12.00	30-Sep-2017
X0716	Distressed patient room (Calming room)	12.00	05-Apr-2013
X0718	De-escalation room	12.00	30-Sep-2017
X1025	Neuroangiography room: biplane No room layout	55.00	05-Apr-2013
X1026	Control room: serving neuroangiography No room layout	16.00	05-Apr-2013
X1029	Laboratory: catheter; single plane	50.00	05-Apr-2013
X1030	Laboratory: catheter; biplane	50.00	05-Apr-2013
X1031	Control area: serving catheter laboratory	12.00	05-Apr-2013
X1031-01	Control area: serving 2 catheter laboratories	20.00	05-Apr-2013
X1035	Minor cardiac procedures room	28.00	05-Apr-2013

ADB	List of Rooms	17/3/2025

Project: ADB2022 Activity Database version 2022 © Copyright

Filter:

Code	Description	Area (m²)	Date
X1500	Treatment Room: chemotherapy	12.00	05-Apr-2013
X1500-01	Treatment Room: intrathecal chemotherapy	12.00	05-Apr-2013
X1505	Treatment room: chemotherapy: 4 patients	40.00	05-Apr-2013
X1505-01	Treatment room: chemotherapy: 6 patients	60.00	05-Apr-2013
X1510	Preparation room: chemotherapy	9.00	05-Apr-2013
X1510-01	Preparation room: chemotherapy	16.00	05-Apr-2013
X1821	CT simulator room	33.00	05-Apr-2013
X1822	Control room: CT simulator room	18.00	05-Apr-2013
X1823	Mould room: radiotherapy impression and fitting	20.00	05-Apr-2013
X1824	Mould room: radiotherapy workshop	35.00	05-Apr-2013
X1826	Treatment planning room: radiotherapy: 8 workstations	40.00	05-Apr-2013
X1827	Treatment planning room: radiotherapy: 12 workstations	60.00	05-Apr-2013
X1828	Treatment planning room: radiotherapy: 20 workstations	100.00	05-Apr-2013
X2060	Treatment room: radiotherapy: linear accelerator bunker	160.00	05-Apr-2013
X2061	Control room: linear accelerator	20.00	05-Apr-2013
X2062	Treatment room: radiotherapy: orthovoltage/superficial x-ray	30.00	05-Apr-2013
X2063	Control room: orthovoltage/superficial x-ray	12.00	05-Apr-2013
X2068	Treatment room and maze: radiotherapy: HDR brachytherapy	68.00	05-Apr-2013
X2069	Control room: HDR brachytherapy	12.00	05-Apr-2013
X2072	Treatment room: radiotherapy: unsealed radioactive source brachytherapy	35.00	05-Apr-2013
Y0331	Dirty utility room: bedpan processing	12.00	05-Apr-2013
Y0331A	Dirty utility room: bedpan processing	12.00	30-Sep-2017
Y0335	Clinical equipment cleaning area	12.00	05-Apr-2013
Y0431	Dirty utility room	8.00	05-Apr-2013
Y0432	Dirty utility room: with SSD returns trolley	12.00	05-Apr-2013
Y0436	Dirty utility room: theatre	12.00	05-Apr-2013
Y0511	Utility: footwear washing	4.00	05-Apr-2013
Y0521	Laundry room: patients/parents	10.00	05-Apr-2013
Y0523	Patient utility/laundry	10.00	30-Sep-2017
Y0642	Disposal hold: 1700 litres	8.00	05-Apr-2013
Y0642-01	Hold: disposal, dual access	8.00	05-Apr-2013
Y0642A	Disposal hold: 1700 litres	8.00	30-Sep-2017
Y0646	Disposal hold: 3000 litres	12.00	05-Apr-2013
Y0646-01	Disposal hold: 3000 litres: dual access	12.00	05-Apr-2013
Y0650	External secure waste collection area	0.00	05-Apr-2013
Y0661	Disposal hold: radioactive waste	3.00	05-Apr-2013
Y0706	Hold: contaminated returns, 4 SSD trolleys	8.00	05-Apr-2013
Y0708	Hold: contaminated returns, 6 SSD trolleys	12.00	05-Apr-2013
Y1509	Cleaners' room: clean areas	4.00	05-Apr-2013
Y1510	Cleaners' room	8.00	05-Apr-2013
Y1510A	Cleaners room	8.00	30-Sep-2017
Z0102	Dispensary counter service: Primary services, out-patients	12.00	05-Apr-2013
Z0103	Dispensary: Primary services, out-patients	25.00	05-Apr-2013
Z0103-01	Dispensary: non-chemotherapy drugs	8.00	05-Apr-2013
Z0104	Dispensary: Primary services	69.50	05-Apr-2013
Z0105	Dispensary: Primary services	95.00	05-Apr-2013

ADB	List of Rooms	17/3/2025

Project: ADB2022 Activity Database version 2022 © Copyright

Filter:

Code	Description	Area (m²)	Date
Z0106	In-process control laboratory: Primary services	15.50	05-Apr-2013
Z0108	Extemporaneous preparation No room layout	12.00	05-Apr-2013
Z0201	Aseptic support room	12.50	05-Apr-2013
Z0303	Aseptic room: sterile procedures Dispensing suite	7.50	05-Apr-2013
Z0303A	Aseptic room: sterile procedures Dispensing suite	9.00	05-Apr-2013
Z0402	Ingredient weighing: sterile Support services	7.50	05-Apr-2013
Z0403	Preparation and unpacking container: sterile	31.00	05-Apr-2013
Z0404	Preparation room: sterile Support services	26.00	05-Apr-2013
Z0405	Filling area: sterile Support services	17.50	05-Apr-2013
Z0406	Transfer airlock: sterile Support services	8.00	05-Apr-2013
Z0408	Sterilization, Loading/Unloading Support services	31.50	05-Apr-2013
Z0409	Sterilizer maintenance area Support services	22.50	05-Apr-2013
Z0410	Inspection and labelling area Support services	29.50	05-Apr-2013
Z0412	Cooling area: sterile Support services	4.00	05-Apr-2013
Z0501	Ingredient weighing: non-sterile Support services	11.00	05-Apr-2013
Z0502	Dry products area: non-sterile Support services	16.00	05-Apr-2013
Z0503	Creams and ointment room: non-sterile	29.50	05-Apr-2013
Z0504	Liquid products area: non-sterile Support services	27.00	05-Apr-2013
Z0508	Container unpacking and preparation: non-sterile	37.00	05-Apr-2013
Z0509	Hazardous dry products room: non-sterile	8.50	05-Apr-2013
Z0510	Cleaning bay: non-sterile Support services	14.50	05-Apr-2013
Z0513	Packing area: tablet, assembly Support services	16.00	05-Apr-2013
Z0515	Flammable materials room: non-sterile Support services	14.50	05-Apr-2013
Z0516	Inspection and labelling area: non-sterile Support services	16.00	05-Apr-2013
Z0517	Cleaning room: assembly Support services	9.00	05-Apr-2013
Z0518	Container preparation area: assembly Support services	15.00	05-Apr-2013
Z0519	Products unpacking area: assembly Support services	10.00	05-Apr-2013
Z0521	Bulk liquid filling area: non-sterile Support services	15.00	05-Apr-2013
Z0522	Liquid filling area: assembly Support services	14.50	05-Apr-2013
Z0523	Creams and ointment filling area: assembly Support services	9.50	05-Apr-2013

ADB	List of Rooms	17/3/2025

Project: ADB2022 Activity Database version 2022 © Copyright

Filter:

Code	Description	Area (m²)	Date
Z0601	Chemical testing laboratory: Quality control Support services	51.00	05-Apr-2013
Z0602	Instrument laboratory: Quality control Support services	43.00	05-Apr-2013
Z0603	Test room: Quality control Microbiological testing suite	10.00	05-Apr-2013
Z0604	Ante-room: Quality control Microbiological testing suite	16.00	05-Apr-2013
Z0605	Laboratory workshop: Quality control Support services	10.00	05-Apr-2013
Z0802	Aseptic room: Radiopharmaceuticals, closed procedures	8.50	05-Apr-2013
Z0804	Support room: Radiopharmaceuticals	14.00	05-Apr-2013
Z0807	Aseptic room: Radiopharmaceuticals, closed procedures No room layout	15.00	05-Apr-2013
Z0808	Aseptic room: Radiopharmaceuticals, open procedures No room layout	15.00	05-Apr-2013
Z0809	Preparation and store: Radiopharmaceuticals No room layout	20.00	05-Apr-2013

New South Glasgow Hospitals Project

Stage 3 Adults & Childrens Hospital - Tender Event Schedule

ReportDate
06-May-13

Works Package		Process of Tender List Selection start	Issue For Cost Check Documents 'T1'	Package Launch Meeting	Issue For Tender documents 'T2'	Prepare Bill of Quantities & Tender Docs	Issue T2 Docs & Bill of Quantities to Procurement	Out to Tender	Submit RDD Samples	Tender Return / Negotiate	Issue For Construction' Documents 'T3'	Place order / Appoint Sub-Contractor	Lead Time	RDD Samples Approvals	Review Start on Site date	Earliest Start On Site	Overall Duration On Site	On Site Works Finish
WP230 Heli-pad Deck & Finishes (excluding ME&P) (PB)	Planned	17-Oct-11	04-Jun-12	29-Aug-11	03-Apr-13	0s	12-Jan-12	16-Jan-12	15-May-13	02-Apr-12	01-May-13	14-May-13	12w	05-Jun-13	11-Jul-13	07-Aug-13	9w	08-Oct-13
	Forecast	17-Oct-11	04-Jun-12	29-Aug-11	06-May-13	0s	12-Jan-12	16-Jan-12	03-Jun-13	02-Apr-12	20-May-13	31-May-13	12w	24-Jun-13	30-Jul-13	26-Aug-13	9w	25-Oct-13
	Actual	17-Oct-11	04-Jun-12	29-Aug-11	-	0s	12-Jan-12	16-Jan-12	-	02-Apr-12	-	-	-	-	-	-	-	-
WP250 Structural Steel - Level 12 Plant Room (PB)	Planned	19-Aug-11	02-Apr-12	18-Oct-11	26-Nov-12	0s	12-Nov-12	26-Nov-12	N/A	21-Jan-13	08-Mar-13	21-Mar-13	16d	N/A	30-Apr-13	28-May-13	16w 4d	20-Sep-13
	Forecast	19-Aug-11	02-Apr-12	18-Oct-11	26-Nov-12	0s	12-Nov-12	26-Nov-12		21-Jan-13	08-Mar-13	21-Mar-13	16d		30-Apr-13	28-May-13	16w 4d	20-Sep-13
	Actual	19-Aug-11	02-Apr-12	18-Oct-11	26-Nov-12	0s	12-Nov-12	26-Nov-12		21-Jan-13	08-Mar-13	21-Mar-13	16d		30-Apr-13	-	-	-
WP280 Structural Steel - Link Bridges (Neo-Natal)	Planned	28-Nov-11	30-Apr-12	24-Apr-13	08-May-13	10d	21-May-13	25-Mar-13	08-Jul-13	08-Jul-13	29-Jul-13	09-Aug-13	12w	02-Sep-13	07-Oct-13	04-Nov-13	19w	31-Mar-14
	Forecast	28-Nov-11	30-Apr-12	06-May-13	20-May-13	10d	31-May-13	25-Mar-13	08-Jul-13	08-Jul-13	29-Jul-13	09-Aug-13	12w	02-Sep-13	07-Oct-13	04-Nov-13	19w	31-Mar-14
	Actual	28-Nov-11	30-Apr-12	-	-	-	-	25-Mar-13	-	-	-	-	-	-	-	-	-	-
WP280 Structural Steel - Link Bridges (Neuro)	Planned	28-Nov-11	30-Apr-12	03-Jul-13	17-Jul-13	10d	30-Jul-13	25-Mar-13	16-Sep-13	16-Sep-13	07-Oct-13	18-Oct-13	25w	11-Nov-13	31-Mar-14	05-May-14	11w 4d	25-Jul-14
	Forecast	28-Nov-11	30-Apr-12	03-Jul-13	17-Jul-13	10d	30-Jul-13	25-Mar-13	16-Sep-13	16-Sep-13	07-Oct-13	18-Oct-13	25w	11-Nov-13	31-Mar-14	05-May-14	11w 4d	25-Jul-14
	Actual	28-Nov-11	30-Apr-12	-	-	-	-	25-Mar-13	-	-	-	-	-	-	-	-	-	-
WP321 Zinc Cladding	Planned	16-May-11	02-May-11	16-May-11	13-Jun-11	0s	01-Aug-11	05-Sep-11	N/A	18-Dec-11	27-Feb-12	24-Feb-12	9d	30-Mar-12	17-May-12	27-May-13	7w	15-Jul-13
	Forecast	16-May-11	02-May-11	16-May-11	13-Jun-11	0s	01-Aug-11	05-Sep-11		18-Dec-11	27-Feb-12	24-Feb-12	9d	30-Mar-12	17-May-12	27-May-13	7w	15-Jul-13
	Actual	16-May-11	02-May-11	16-May-11	13-Jun-11	0s	01-Aug-11	05-Sep-11		18-Dec-11	27-Feb-12	24-Feb-12	9d	30-Mar-12	17-May-12	-	-	-
WP341 Glazing (Neonatal Link Bridges)	Planned	14-May-12	30-Apr-12	23-Apr-13	26-Jun-12	10d	17-May-13	25-Mar-13	08-Jul-13	08-Jul-13	19-Jul-13	09-Aug-13	20w	02-Sep-13	29-Nov-13	13-Jan-14	11w	31-Mar-14
	Forecast	14-May-12	30-Apr-12	06-May-13	26-Jun-12	10d	30-May-13	25-Mar-13	08-Jul-13	08-Jul-13	19-Jul-13	09-Aug-13	20w	02-Sep-13	29-Nov-13	13-Jan-14	11w	31-Mar-14
	Actual	14-May-12	30-Apr-12	-	26-Jun-12	-	-	25-Mar-13	-	-	-	-	-	-	-	-	-	-
WP410 Green Roof - Intensive & Extensive (PB)	Planned	16-May-11	16-May-11	16-May-11	12-Sep-11	0s	12-Sep-11	18-Jul-11	02-Apr-13	16-Nov-11	02-Apr-13	24-Feb-12	8w	23-Apr-13	01-May-13	24-May-13	29w 2d	17-Dec-13
	Forecast	16-May-11	16-May-11	16-May-11	12-Sep-11	0s	12-Sep-11	18-Jul-11	02-Apr-13	16-Nov-11	02-Apr-13	24-Feb-12	16d	15-Apr-13	01-May-13	24-May-13	29w 2d	17-Dec-13
	Actual	16-May-11	16-May-11	16-May-11	12-Sep-11	0s	12-Sep-11	18-Jul-11	02-Apr-13	16-Nov-11	02-Apr-13	24-Feb-12	16d	15-Apr-13	01-May-13	-	-	-
WP411 Green Roof Fencing (PB)	Planned	16-May-11	16-May-11	16-May-11	12-Sep-11	0s	12-Sep-11	18-Jul-11	29-Oct-13	16-Nov-11	29-Oct-13	24-Feb-12	10w	26-Nov-13	14-Jan-14	25-Feb-14	10w 6.92h	13-May-14
	Forecast	16-May-11	16-May-11	16-May-11	12-Sep-11	0s	12-Sep-11	18-Jul-11	29-Oct-13	16-Nov-11	29-Oct-13	24-Feb-12	10w	26-Nov-13	14-Jan-14	25-Feb-14	10w 6.92h	13-May-14
	Actual	16-May-11	16-May-11	16-May-11	12-Sep-11	0s	12-Sep-11	18-Jul-11	-	16-Nov-11	-	24-Feb-12	-	-	-	-	-	-
WP412 Green Roofing Canopies (PB)	Planned	16-May-11	16-May-11	16-May-11	12-Sep-11	0s	12-Sep-11	18-Jul-11	29-Oct-13	16-Nov-11	29-Oct-13	24-Feb-12	10w	26-Nov-13	14-Jan-14	25-Feb-14	10w	13-May-14
	Forecast	16-May-11	16-May-11	16-May-11	12-Sep-11	0s	12-Sep-11	18-Jul-11	29-Oct-13	16-Nov-11	29-Oct-13	24-Feb-12	10w	26-Nov-13	14-Jan-14	25-Feb-14	10w	13-May-14
	Actual	16-May-11	16-May-11	16-May-11	12-Sep-11	0s	12-Sep-11	18-Jul-11	-	16-Nov-11	-	24-Feb-12	-	-	-	-	-	-
WP413 Green Roof Structures - Timber Pergolas (PB)	Planned	16-May-11	16-May-11	16-May-11	12-Sep-11	0s	12-Sep-11	18-Jul-11	12-Nov-13	16-Nov-11	12-Nov-13	24-Feb-12	10w	10-Dec-13	29-Jan-14	25-Feb-14	10w 6.92h	13-May-14
	Forecast	16-May-11	16-May-11	16-May-11	12-Sep-11	0s	12-Sep-11	18-Jul-11	12-Nov-13	16-Nov-11	12-Nov-13	24-Feb-12	10w	10-Dec-13	29-Jan-14	25-Feb-14	10w 6.92h	13-May-14
	Actual	16-May-11	16-May-11	16-May-11	12-Sep-11	0s	12-Sep-11	18-Jul-11	-	16-Nov-11	-	24-Feb-12	-	-	-	-	-	-
WP414 Green Roof Furniture - Bench's & Play equipment (PB)	Planned	16-May-11	16-May-11	16-May-11	12-Sep-11	0s	12-Sep-11	18-Jul-11	29-Oct-13	16-Nov-11	29-Oct-13	24-Feb-12	10w	25-Nov-13	14-Jan-14	25-Feb-14	10w	13-May-14
	Forecast	16-May-11	16-May-11	16-May-11	12-Sep-11	0s	12-Sep-11	18-Jul-11	29-Oct-13	16-Nov-11	29-Oct-13	24-Feb-12	10w	25-Nov-13	14-Jan-14	25-Feb-14	10w	13-May-14
	Actual	16-May-11	16-May-11	16-May-11	12-Sep-11	0s	12-Sep-11	18-Jul-11	-	16-Nov-11	-	24-Feb-12	-	-	-	-	-	-
WP415 Green Roof BWIC - bases to lighting bollards (PB)	Planned	16-May-11	16-May-11	16-May-11	12-Sep-11	0s	12-Sep-11	18-Jul-11	29-Oct-13	16-Nov-11	29-Oct-13	24-Feb-12	10w	25-Nov-13	14-Jan-14	25-Feb-14	7w 4.13d	29-Apr-14
	Forecast	16-May-11	16-May-11	16-May-11	12-Sep-11	0s	12-Sep-11	18-Jul-11	29-Oct-13	16-Nov-11	29-Oct-13	24-Feb-12	10w	25-Nov-13	14-Jan-14	25-Feb-14	7w 4.13d	29-Apr-14
	Actual	16-May-11	16-May-11	16-May-11	12-Sep-11	0s	12-Sep-11	18-Jul-11	-	16-Nov-11	-	24-Feb-12	-	-	-	-	-	-
WP420 ETFE incl. Structural Support Steel (PB)	Planned	03-Oct-11	30-Apr-12	03-Oct-11	30-Apr-12	0s	03-Oct-11	11-Jul-11	02-Jan-13	14-Feb-12	02-Jan-13	08-Jun-12	14d	23-Jan-13	25-Feb-13	22-Apr-13	31w 4d	29-Nov-13
	Forecast	03-Oct-11	30-Apr-12	03-Oct-11	30-Apr-12	0s	03-Oct-11	11-Jul-11	02-Jan-13	14-Feb-12	02-Jan-13	08-Jun-12	1d	23-Jan-13	25-Feb-13	13-May-13	31w 4d	20-Dec-13
	Actual	03-Oct-11	30-Apr-12	03-Oct-11	30-Apr-12	0s	03-Oct-11	11-Jul-11	02-Jan-13	14-Feb-12	02-Jan-13	08-Jun-12	1d	23-Jan-13	25-Feb-13	-	-	-
WP341b Glazing (Neurosurgical Link Bridges)	Planned	14-May-12	30-Apr-12	01-Oct-13	26-Jun-12	10d	25-Oct-13	25-Mar-13	16-Dec-13	16-Dec-13	10-Jan-14	31-Jan-14	12w	24-Feb-14	28-Mar-14	05-May-14	11w	21-Jul-14
	Forecast	14-May-12	30-Apr-12	01-Oct-13	26-Jun-12	10d	25-Oct-13	25-Mar-13	16-Dec-13	16-Dec-13	10-Jan-14	31-Jan-14	12w	24-Feb-14	28-Mar-14	05-May-14	11w	21-Jul-14
	Actual	14-May-12	30-Apr-12	-	26-Jun-12	-	-	25-Mar-13	-	-	-	-	-	-	-	-	-	-
WP470 Roof Turret Vents - Turret Louvres to plantroom roofs	Planned	02-Sep-11	15-Aug-11	12-Sep-11	12-Sep-11	0s	12-Sep-11	08-Jul-11	N/A	16-Nov-11	27-Feb-12	24-Feb-12	0s	30-Jul-12	04-Jun-12	11-Sep-12	6d	16-Apr-13
	Forecast	02-Sep-11	15-Aug-11	12-Sep-11	12-Sep-11	0s	12-Sep-11	08-Jul-11		16-Nov-11	27-Feb-12	24-Feb-12	0s	30-Jul-12	04-Jun-12	11-Sep-12	0s	16-Apr-13
	Actual	02-Sep-11	15-Aug-11	12-Sep-11	12-Sep-11	0s	12-Sep-11	08-Jul-11		16-Nov-11	27-Feb-12	24-Feb-12	0s	30-Jul-12	04-Jun-12	11-Sep-12	0s	16-Apr-13
WP480 Glazed Canopies (Main Entrances) (GM)	Planned	19-Oct-12	02-Jan-13	16-Jan-13	01-Feb-13	0s	15-Mar-13	25-Mar-13	10-Jul-13	29-May-13	19-Jun-13	09-Jul-13	16w	31-Jul-13	02-Oct-13	08-Jan-14	10w	19-Mar-14
	Forecast	19-Oct-12	02-Jan-13	16-Jan-13	01-Feb-13	0s	15-Mar-13	25-Mar-13	10-Jul-13	29-May-13	19-Jun-13	09-Jul-13	16w	31-Jul-13	02-Oct-13	08-Jan-14	10w	19-Mar-14
	Actual	19-Oct-12	02-Jan-13	16-Jan-13	01-Feb-13	0s	15-Mar-13	25-Mar-13	-	-	-	-	-	-	-	-	-	-
WP365 External Columns Cladding	Planned	16-May-11	02-May-11	16-May-11	13-Jun-11	0s	28-Nov-11	05-Sep-11	02-Jul-12	09-Jan-12	06-Feb-12	24-Feb-12	0s	23-Jul-12	16-Aug-12	02-Sep-13	8w	28-Oct-13
	Forecast	16-May-11	02-May-11	16-May-11	13-Jun-11	0s	28-Nov-11	05-Sep-11	02-Jul-12	09-Jan-12	06-Feb-12	24-Feb-12	0s	23-Jul-12	16-Aug-12	02-Sep-13	8w	28-Oct-13
	Actual	16-May-11	02-May-11	16-May-11	13-Jun-11	0s	28-Nov-11	05-Sep-11	02-Jul-12	09-Jan-12	06-Feb-12	24-Feb-12	0s	23-Jul-12	16-Aug-12	-	-	-
WP385 Glazed Automatic Doors	Planned	16-May-11	02-May-11	16-May-11	13-Jun-11	0s	01-Aug-11	05-Sep-11	16-Jul-13	17-Nov-11	06-Aug-13	24-Feb-12	16w	27-Aug-13	28-Oct-13	08-Jan-14	14w 1d	17-Apr-14
	Forecast	16-May-11	02-May-11	16-May-11	13-Jun-11	0s	01-Aug-11	05-Sep-11	16-Jul-13	17-Nov-11	06-Aug-13	24-Feb-12	16w	27-Aug-13	28-Oct-13	08-Jan-14	14w 1d	17-Apr-14
	Actual	16-May-11	02-May-11	16-May-11	13-Jun-11	0s	01-Aug-11	05-Sep-11	-	17-Nov-11	-	24-Feb-12	-	-	-	-	-	-
WP701 Atrium Pods (AH)	Planned	16-Jan-12	30-Jan-12	30-Jan-12	30-Jan-12	0s	30-Jan-12	21-Nov-11	N/A	22-Feb-12	02-Apr-13	31-Aug-12	5w 4d	N/A	15-Apr-13	13-May-13	4w	07-Jun-13
	Forecast	16-Jan-12	30-Jan-12	30-Jan-12	30-Jan-12	0s	30-Jan-12	21-Nov-11		22-Feb-12	02-Apr-13	31-Aug-12	6w		20-May-13	17-Jun-13	4w	12-Jul-13
	Actual	16-Jan-12	30-Jan-12	30-Jan-12	30-Jan-12	0s	30-Jan-12	21-Nov-11		22-Feb-12	02-Apr-13	31-Aug-12	6w		-	-	-	-
WP705 Toilet Partitions (GM)	Planned	10-Mar-12	30-Apr-12	23-Aug-12	29-Oct-12	0s	23-Nov-12	10-Dec-12	22-Jan-13	22-Jan-13	28-Mar-13	19-Apr-13	10d	22-Apr-13	22-Apr-13	06-May-13	35w	20-Jan-14
	Forecast	10-Mar-12	30-Apr-12	23-Aug-12	29-Oct-12	0s	23-Nov-12	10-Dec-12	22-Jan-13	22-Jan-13	28-Mar-13	01-May-13	10d	02-May-13	02-May-13	20-May-13	33w	20-Jan-14
	Actual	10-Mar-12	30-Apr-12	23-Aug-12	29-Oct-12	0s	23-Nov-12	10-Dec-12	22-Jan-13	22-Jan-13	28-Mar-13	01-May-13	-	02-May-13	02-May-13	-	-	-
WP709a Wall Protection (Adults Podium) (CM)	Planned	02-Apr-12	02-Jul-12	10-Jul-12	07-Aug-12	0s	27-Aug-12	04-Jun-12	10-Dec-12	03-Dec-12	15-Apr-13	03-May-13	10d	06-May-13	06-May-13	20-May-13	41w 4d	21-Mar-14
	Forecast	02-Apr-12	02-Jul-12	10-Jul-12	07-Aug-12	0s	27-Aug-12	04-Jun-12	10-Dec-12	03-Dec-12	15-Apr-13	03-May-13	10d	06-May-13	06-May-13	20-May-13	41w 4d	21-Mar-14
	Actual	02-Apr-12	02-Jul-12	10-Jul-12	07-Aug-12	0s	27-Aug-12	04-Jun-12	10-Dec-12	03-Dec-12	15-Apr-13	03-May-13	-	-	06-May-13	-	-	-
WP709c Wall Protection (Childrens) (CM)	Planned	02-Apr-12	19-Oct-12	02-Nov-12	12-Nov-12	0s	27-Nov-12	28-Nov-12	07-Jan-13	07-Jan-13	15-Apr-13	03-May-13	6w 4d	06-May-13	31-May-13	21-Jun-13	22w 3d	27-Nov-13
	Forecast	02-Apr-12	19-Oct-12	02-Nov-12	12-Nov-12	0s	27-Nov-12	28-Nov-12	07-Jan-13	07-Jan-13	15-Apr-13	03-May-13	6w 4d	06-May-13	31-May-13	21-Jun-13	22w 3d	27-Nov-13
	Actual	02-Apr-12	19-Oct-12	02-Nov-12	12-Nov-12	0s	27-Nov-12	28-Nov-12	07-Jan-13	07-Jan-13	15-Apr-13	03-May-13	-	-	-	-	-	-
WP709b Wall Protection (Adults Tower) (CM)	Planned	02-Apr-12	16-Aug-12	30-Aug-12	27-Sep-12	0s	17-Oct-12	01-Nov-12	07-Jan-13	07-Jan-13	02-Jul-13	03-May-13	6w 4d	23-Jul-13	19-Aug-13	09-Sep-13	45w 1d	12-Aug-14
	Forecast	02-Apr-12	16-Aug-12	30-Aug-12	27-Sep-12	0s	17-Oct-12	01-Nov-12	07-Jan-13	07-Jan-13	02-Jul-13	03-May-13	6w 4d	23-Jul-13	19-Aug-13	09-Sep-13	45w 1d	12-Aug-14
	Actual	02-Apr-12	16-Aug-12	30-Aug-12	27-Sep-12	0s	17-Oct-12	01-Nov-12	07-Jan-13	07-Jan-13	-	03-May-13	-	-	-	-	-	-
WP640 Fire Stopping (LJ)	Planned	02-Apr-12	30-Oct-12	13-Nov-12	14-Dec-12	0s	07-Jan-13	22-Jan-13	N/A	22-Mar-13	16-Apr-13	07-May-13	4w	N/A	14-May-13	04-Jun-13	40w 2d	27-Mar-14
	Forecast	02-Apr-12	30-Oct-12	13-Nov-12	14-Dec-12	0s	07-Jan-13	22-Jan-13		22-Mar-13	16-Apr-13	07-May-13	4w		14-May-13	04-Jun-13	40w 2d	27-Mar-14
	Actual	02-Apr-12	30-Oct-12	13-Nov-12	14-Dec-12	0s	07-Jan-13	22-Jan-13		22-Mar-13	16-Apr-13	-	-		-	-	-	-
WP715 Internal Roller Shutters - Resturant, Cafe & Pharmacy	Planned	19-Oct-12	02-Jan-13	16-Jan-13	07-Mar-13	0s	20-Mar-13	21-Mar-13	01-May-13	01-May-13	22-May-13	11-Jun-13	8w	12-Jun-13	10-Jul-13	07-Aug-13	45w	09-Jul-14
	Forecast	19-Oct-12	02-Jan-13	16-Jan-13	07-Mar-13	0s	20-Mar-13	21-Mar-13	08-May-13	08-May-13	22-May-13	11-Jun-13	8w	12-Jun-13	10-Jul-13	07-Aug-13	45w	09-Jul-14
	Actual	19-Oct-12	02-Jan-13	16-Jan-13	07-Mar-13	0s	20-Mar-13	21-Mar-13	-	-	-	-	-	-	-	-	-	-
WP650 Acoustic Stopping (Design Package A.L.) (GM)	Planned	05-Mar-12	02-Apr-13	02-Apr-13	30-Apr-13	10d	13-May-13	14-May-13	11-Jun-13	11-Jun-13	25-Jun-13	15-Jul-13	5w 4d	16-Jul-13	05-Aug-13	26-Aug-13	46w 4d	08-Aug-14
	Forecast	05-Mar-12	06-May-13	06-May-13	20-May-13	10d	31-May-13	03-Jun-13	01-Jul-13	01-Jul-13	15-Jul-13	29-Jul-13	5w	29-Jul-13	12-Aug-13	02-Sep-13	45w 4d	08-Aug-14

A52756968

New South Glasgow Hospitals Project

Stage 3 Adults & Childrens Hospital - Tender Event Schedule

ReportDate
06-May-13

	Works Package		Process of Tender List Selection start	Issue For Cost Check Documents 'T1'	Package Launch Meeting	Issue For Tender documents 'T2'	Prepare Bill of Quantities & Tender Docs	Issue T2 Docs & Bill of Quantities to Procurement	Out to Tender	Submit RDD Samples	Tender Return / Negotiate	Issue For Construction' Documents 'T3'	Place order / Appoint Sub-Contractor	Lead Time	RDD Samples Approvals	Review Start on Site date	Earliest Start On Site	Overall Duration On Site	On Site Works Finish
84	(GM)	Actual	05-Mar-12	-	-	-	-	-	-	-	-	-	-	-	-	-	-	-	-
85	WP655 Mastic Pointing	Planned	02-Apr-12	24-Jul-12	08-Oct-12	N/A	0s	16-Nov-12	02-Jan-13	N/A	13-Feb-13	11-Mar-13	02-Apr-13	4w	N/A	18-Apr-13	01-May-13	69w	17-Sep-14
86		Forecast	02-Apr-12	24-Jul-12	08-Oct-12		0s	16-Nov-12	02-Jan-13		13-Feb-13	11-Mar-13	06-May-13	15d		15-May-13	28-May-13	65w 1d	17-Sep-14
87		Actual	02-Apr-12	24-Jul-12	08-Oct-12		0s	16-Nov-12	02-Jan-13		13-Feb-13	11-Mar-13	-	-		-	-	-	-
88	WP660 VIE Compound (AH & GMcL)	Planned	02-Apr-12	02-Apr-13	02-Apr-13	16-Apr-13	10d	29-Apr-13	30-Apr-13	20-May-13	20-May-13	27-May-13	07-Jun-13	8w	24-Jun-13	22-Jul-13	05-Aug-13	32w	31-Mar-14
89		Forecast	02-Apr-12	02-Apr-13	02-Apr-13	06-May-13	5d	10-May-13	13-May-13	27-May-13	27-May-13	03-Jun-13	14-Jun-13	8w	02-Jul-13	29-Jul-13	12-Aug-13	31w	31-Mar-14
90		Actual	02-Apr-12	02-Apr-13	02-Apr-13	-	-	-	-	-	-	-	-	-	-	-	-	-	-
91	WP730c Suspended Ceilings (Childrens) (JB)	Planned	28-Nov-11	30-Oct-12	13-Nov-12	07-Mar-13	4d	05-Apr-13	08-Apr-13	13-May-13	13-May-13	03-Jun-13	21-Jun-13	5w	24-Jun-13	05-Jul-13	29-Jul-13	41w 1d	03-Jun-14
92		Forecast	28-Nov-11	30-Oct-12	13-Nov-12	07-Mar-13	0s	05-Apr-13	06-May-13	15-Apr-13	03-Jun-13	17-Jun-13	28-Jun-13	4w	28-Jun-13	05-Jul-13	29-Jul-13	41w 1d	03-Jun-14
93		Actual	28-Nov-11	30-Oct-12	13-Nov-12	07-Mar-13	0s	05-Apr-13	-	15-Apr-13	-	-	-	-	-	-	-	-	-
94	WP730b Suspended Ceilings (Adults Tower) (JB)	Planned	28-Nov-11	14-Feb-13	28-Feb-13	02-Apr-13	4w 4d	03-May-13	13-May-13	08-Jul-13	08-Jul-13	29-Jul-13	16-Aug-13	6w	19-Aug-13	09-Sep-13	30-Sep-13	45w 4d	05-Sep-14
95		Forecast	28-Nov-11	14-Feb-13	28-Feb-13	06-May-13	4w	31-May-13	03-Jun-13	08-Jul-13	08-Jul-13	29-Jul-13	16-Aug-13	6w	19-Aug-13	09-Sep-13	30-Sep-13	45w 4d	05-Sep-14
96		Actual	28-Nov-11	14-Feb-13	28-Feb-13	-	-	-	-	-	-	-	-	-	-	-	-	-	-
97	WP731a Fabric Ceilings (Barrisol) Adults (GM)	Planned	N/A	27-Aug-12	05-Mar-13	26-Mar-13	5w	06-May-13	21-May-13	16-Jul-13	16-Jul-13	06-Aug-13	26-Aug-13	10w	30-Aug-13	09-Oct-13	05-Nov-13	37w 2d	14-Aug-14
98		Forecast		27-Aug-12	05-Mar-13	26-Mar-13	4w	03-Jun-13	04-Jun-13	16-Jul-13	16-Jul-13	06-Aug-13	26-Aug-13	10w	02-Sep-13	09-Oct-13	05-Nov-13	37w 2d	14-Aug-14
99		Actual		27-Aug-12	05-Mar-13	26-Mar-13	-	-	-	-	-	-	-	-	-	-	-	-	-
100	WP731b Feature Screens (Barrisol) Childrens (GM)	Planned	N/A	27-Aug-12	05-Mar-13	26-Mar-13	5w	06-May-13	21-May-13	25-Jun-13	16-Jul-13	06-Aug-13	26-Aug-13	10w	02-Sep-13	09-Oct-13	05-Nov-13	37w 2d	14-Aug-14
101		Forecast		27-Aug-12	05-Mar-13	26-Mar-13	4w	03-Jun-13	04-Jun-13	25-Jun-13	16-Jul-13	06-Aug-13	26-Aug-13	10w	02-Sep-13	09-Oct-13	05-Nov-13	37w 2d	14-Aug-14
102		Actual		27-Aug-12	05-Mar-13	26-Mar-13	-	-	-	-	-	-	-	-	-	-	-	-	-
103	WP671 Childrens Sanctuary (PB)	Planned	16-Mar-12	04-May-12	02-Jul-12	13-Jul-12	0s	26-Jul-12	03-Sep-12	N/A	08-Oct-12	07-Jun-13	20-Jun-13	5w	N/A	05-Jul-13	25-Jul-13	12w	17-Oct-13
104		Forecast	16-Mar-12	04-May-12	02-Jul-12	13-Jul-12	0s	26-Jul-12	03-Sep-12		08-Oct-12	07-Jun-13	20-Jun-13	5w		05-Jul-13	25-Jul-13	12w	17-Oct-13
105		Actual	16-Mar-12	04-May-12	02-Jul-12	13-Jul-12	0s	26-Jul-12	03-Sep-12		08-Oct-12	-	-	-		-	-	-	-
106	WP731c Support Structure for (Barrisol) Ceilings & Screens (GM)	Planned	N/A	27-Aug-12	02-Apr-13	21-Mar-13	4w	29-Apr-13	30-Apr-13	10-Jun-13	10-Jun-13	24-Jun-13	12-Jul-13	8w	19-Jul-13	13-Aug-13	09-Sep-13	41w	14-Jul-14
107		Forecast		27-Aug-12	02-Apr-13	21-Mar-13	15d	24-May-13	30-Apr-13	18-Jun-13	18-Jun-13	02-Jul-13	15-Jul-13	8w	22-Jul-13	14-Aug-13	10-Sep-13	40w 4d	14-Jul-14
108		Actual		27-Aug-12	02-Apr-13	21-Mar-13	-	-	30-Apr-13	-	-	-	-	-	-	-	-	-	-
109	WP671b Adults Sanctuary (PB)	Planned	16-Mar-12	18-Mar-13	17-Apr-13	01-May-13	10d	14-May-13	29-May-13	26-Jun-13	26-Jun-13	17-Jul-13	06-Aug-13	10w	07-Aug-13	18-Sep-13	16-Oct-13	12w	21-Jan-14
110		Forecast	16-Mar-12	18-Mar-13	08-May-13	22-May-13	10d	04-Jun-13	05-Jun-13	03-Jul-13	03-Jul-13	17-Jul-13	06-Aug-13	10w	07-Aug-13	18-Sep-13	16-Oct-13	12w	21-Jan-14
111		Actual	16-Mar-12	18-Mar-13	-	-	-	-	-	-	-	-	-	-	-	-	-	-	-
112	WP680 Alterations to Existing Buildings (GM)	Planned	12-Dec-11	04-Apr-13	25-Apr-13	16-May-13	12d	31-May-13	17-Jun-13	N/A	15-Jul-13	05-Aug-13	23-Aug-13	10w	N/A	07-Oct-13	04-Nov-13	44w 1d	30-Sep-14
113		Forecast	12-Dec-11	06-May-13	13-May-13	03-Jun-13	12d	18-Jun-13	03-Jul-13		31-Jul-13	14-Aug-13	03-Sep-13	8w 3d		07-Oct-13	04-Nov-13	44w 1d	30-Sep-14
114		Actual	12-Dec-11	-	-	-	-	-	-		-	-	-	-		-	-	-	-
115	WP735b MF Ceilings (Adults Tower) (JB)	Planned	28-Nov-11	22-Oct-12	07-Mar-13	08-Apr-13	5w	10-May-13	27-May-13	22-Jul-13	22-Jul-13	12-Aug-13	30-Aug-13	4w	02-Sep-13	16-Sep-13	30-Sep-13	30w 1d	20-May-14
116		Forecast	28-Nov-11	22-Oct-12	07-Mar-13	06-May-13	4w	31-May-13	03-Jun-13	22-Jul-13	22-Jul-13	12-Aug-13	30-Aug-13	4w	02-Sep-13	16-Sep-13	30-Sep-13	30w 1d	20-May-14
117		Actual	28-Nov-11	22-Oct-12	07-Mar-13	-	-	-	-	-	-	-	-	-	-	-	-	-	-
118	WP735c MF Ceilings (Childrens) (JB)	Planned	28-Nov-11	08-Nov-12	22-Nov-12	07-Mar-13	4d	05-Apr-13	08-Apr-13	20-May-13	20-May-13	10-Jun-13	28-Jun-13	4w	01-Jul-13	12-Jul-13	29-Jul-13	25w	03-Feb-14
119		Forecast	28-Nov-11	08-Nov-12	22-Nov-12	07-Mar-13	0s	03-May-13	06-May-13	03-Jun-13	03-Jun-13	17-Jun-13	28-Jun-13	4w	01-Jul-13	12-Jul-13	29-Jul-13	25w	03-Feb-14
120		Actual	28-Nov-11	08-Nov-12	22-Nov-12	07-Mar-13	0s	-	-	-	-	-	-	-	-	-	-	-	-
121	WP740 Ceramic Tiling / Terrazzo (GM)	Planned	28-Nov-11	13-Mar-13	20-Mar-13	19-Apr-13	5w	24-May-13	25-Mar-13	02-Aug-13	02-Aug-13	23-Aug-13	13-Sep-13	12w	20-Sep-13	08-Nov-13	06-Dec-13	26w	27-Jun-14
122		Forecast	28-Nov-11	13-Mar-13	20-Mar-13	19-Apr-13	5w	12-Jun-13	25-Mar-13	02-Aug-13	02-Aug-13	23-Aug-13	13-Sep-13	12w	20-Sep-13	08-Nov-13	06-Dec-13	26w	27-Jun-14
123		Actual	28-Nov-11	13-Mar-13	20-Mar-13	19-Apr-13	-	-	25-Mar-13	-	-	-	-	-	-	-	-	-	-
124	WP741 Entrance Matting (GM)	Planned	28-Nov-11	12-Jun-12	13-Jun-12	10-Jul-12	0s	13-Aug-12	28-Aug-12	22-Oct-12	22-Oct-12	04-Oct-13	30-Nov-12	6w	25-Oct-13	08-Nov-13	06-Dec-13	29w 2d	22-Jul-14
125		Forecast	28-Nov-11	12-Jun-12	13-Jun-12	10-Jul-12	0s	13-Aug-12	28-Aug-12	22-Oct-12	22-Oct-12	04-Oct-13	30-Nov-12	6w	25-Oct-13	08-Nov-13	06-Dec-13	29w 2d	22-Jul-14
126		Actual	28-Nov-11	12-Jun-12	13-Jun-12	10-Jul-12	0s	13-Aug-12	28-Aug-12	22-Oct-12	22-Oct-12	-	30-Nov-12	-	-	-	-	-	-
127	WP750 Raised Flooring - IT rooms (GM)	Planned	28-Nov-11	29-Feb-12	07-Feb-12	05-Apr-12	0s	09-May-12	17-Sep-12	22-Oct-12	22-Oct-12	02-Apr-13	30-Nov-12	3w 4d	25-Feb-13	08-Apr-13	29-Apr-13	62w 2d	31-Jul-14
128		Forecast	28-Nov-11	29-Feb-12	07-Feb-12	05-Apr-12	0s	09-May-12	17-Sep-12	22-Oct-12	22-Oct-12	06-May-13	30-Nov-12	10d	25-Feb-13	29-Apr-13	20-May-13	59w 2d	31-Jul-14
129		Actual	28-Nov-11	29-Feb-12	07-Feb-12	05-Apr-12	0s	09-May-12	17-Sep-12	22-Oct-12	22-Oct-12	-	30-Nov-12	10d	25-Feb-13	29-Apr-13	-	-	-
130	WP752 Timber Floors - A&C Sanctuarys & L01 Balcony ZK/ZF (GM)	Planned	28-Nov-11	04-Mar-13	04-Mar-13	28-Mar-13	4w	03-May-13	06-May-13	10-Jun-13	10-Jun-13	01-Jul-13	19-Jul-13	10w	31-Jul-13	02-Sep-13	30-Sep-13	35w 3d	26-Jun-14
131		Forecast	28-Nov-11	04-Mar-13	04-Mar-13	28-Mar-13	4w	31-May-13	03-Jun-13	01-Jul-13	01-Jul-13	15-Jul-13	26-Jul-13	9w	07-Aug-13	02-Sep-13	30-Sep-13	35w 3d	26-Jun-14
132		Actual	28-Nov-11	04-Mar-13	04-Mar-13	28-Mar-13	-	-	-	-	-	-	-	-	-	-	-	-	-
133	WP760b Vinyl Floors (Adults Tower) (GM)	Planned	28-Nov-11	29-Oct-12	29-Oct-12	29-Oct-12	0s	30-Nov-12	31-Aug-12	12-Nov-12	17-Sep-12	11-Apr-13	26-Oct-12	8w	24-May-13	13-Jun-13	11-Jul-13	43w 2d	02-Jun-14
134		Forecast	28-Nov-11	29-Oct-12	29-Oct-12	29-Oct-12	0s	30-Nov-12	31-Aug-12	12-Nov-12	17-Sep-12	09-May-13	26-Oct-12	7w	31-May-13	13-Jun-13	11-Jul-13	43w 2d	02-Jun-14
135		Actual	28-Nov-11	29-Oct-12	29-Oct-12	29-Oct-12	0s	30-Nov-12	31-Aug-12	12-Nov-12	17-Sep-12	-	26-Oct-12	-	-	-	-	-	-
136	WP760c Vinyl Floors (Childrens) (GM)	Planned	28-Nov-11	30-Oct-12	13-Nov-12	21-Sep-12	0s	25-Oct-12	03-Sep-12	09-Nov-12	17-Sep-12	16-Apr-13	26-Oct-12	8w	29-May-13	30-Jul-13	27-Aug-13	26w	11-Mar-14
137		Forecast	28-Nov-11	30-Oct-12	13-Nov-12	21-Sep-12	0s	25-Oct-12	03-Sep-12	09-Nov-12	17-Sep-12	28-May-13	26-Oct-12	8w	10-Jul-13	30-Jul-13	27-Aug-13	26w	11-Mar-14
138		Actual	28-Nov-11	30-Oct-12	13-Nov-12	21-Sep-12	0s	25-Oct-12	03-Sep-12	09-Nov-12	17-Sep-12	-	26-Oct-12	-	-	-	-	-	-
139	WP775c Screeds (Childrens) (GM)	Planned	28-Nov-11	30-Jul-12	10-Aug-12	21-Aug-12	0s	25-Sep-12	25-Sep-12	N/A	22-Oct-12	16-Apr-13	30-Nov-12	4w	N/A	07-May-13	04-Jun-13	39w 2d	20-Mar-14
140		Forecast	28-Nov-11	30-Jul-12	10-Aug-12	21-Aug-12	0s	25-Sep-12	25-Sep-12		22-Oct-12	16-Apr-13	30-Nov-12	4w		07-May-13	04-Jun-13	39w 2d	20-Mar-14
141		Actual	28-Nov-11	30-Jul-12	10-Aug-12	21-Aug-12	0s	25-Sep-12	25-Sep-12		22-Oct-12	16-Apr-13	30-Nov-12	-		-	-	-	-
142	WP775b Screeds (Adults Tower) (GM)	Planned	28-Nov-11	08-Oct-12	22-Oct-12	29-Oct-12	0s	30-Nov-12	08-Oct-12	N/A	22-Oct-12	11-Jul-13	30-Nov-12	4w	N/A	01-Aug-13	29-Aug-13	29w 2d	07-Apr-14
143		Forecast	28-Nov-11	08-Oct-12	22-Oct-12	29-Oct-12	0s	30-Nov-12	08-Oct-12		22-Oct-12	11-Jul-13	30-Nov-12	4w		01-Aug-13	29-Aug-13	29w 2d	07-Apr-14
144		Actual	28-Nov-11	08-Oct-12	22-Oct-12	29-Oct-12	0s	30-Nov-12	08-Oct-12		22-Oct-12	-	30-Nov-12	-		-	-	-	-
145	WP780c Painting (Childrens) (CS)	Planned	28-Nov-11	02-Jul-12	16-Jul-12	13-Aug-12	0s	24-Aug-12	10-Sep-12	22-Oct-12	22-Oct-12	09-May-13	30-Nov-12	4w	30-May-13	05-Jun-13	27-Jun-13	38w 4d	09-Apr-14
146		Forecast	28-Nov-11	02-Jul-12	16-Jul-12	13-Aug-12	0s	24-Aug-12	10-Sep-12	22-Oct-12	22-Oct-12	09-May-13	30-Nov-12	4w	30-May-13	05-Jun-13	27-Jun-13	38w 4d	09-Apr-14
147		Actual	28-Nov-11	02-Jul-12	16-Jul-12	13-Aug-12	0s	24-Aug-12	10-Sep-12	22-Oct-12	22-Oct-12	-	30-Nov-12	-	-	-	-	-	-
148	WP780b Painting (Adults Tower) (CS)	Planned	28-Nov-11	02-Jul-12	16-Jul-12	13-Aug-12	0s	24-Aug-12	10-Sep-12	22-Oct-12	22-Oct-12	18-Jul-13	30-Nov-12	4w	08-Aug-13	14-Aug-13	05-Sep-13	43w 4d	30-Jul-14
149		Forecast	28-Nov-11	02-Jul-12	16-Jul-12	13-Aug-12	0s	24-Aug-12	10-Sep-12	22-Oct-12	22-Oct-12	18-Jul-13	30-Nov-12	4w	08-Aug-13	14-Aug-13	05-Sep-13	43w 4d	30-Jul-14
150		Actual	28-Nov-11	02-Jul-12	16-Jul-12	13-Aug-12	0s	24-Aug-12	10-Sep-12	22-Oct-12	22-Oct-12	-	30-Nov-12	-	-	-	-	-	-
151	WP785c Internal Wall Cladding – Adult Sanctuary Outer Cladding (GM)	Planned	07-Nov-11	19-Dec-11	04-Apr-13	18-Apr-13	10d	01-May-13	16-May-13	27-Jun-13	27-Jun-13	11-Jul-13	31-Jul-13	14w	18-Jul-13	10-Oct-13	07-Nov-13	9w	23-Jan-14
152		Forecast	07-Nov-11	19-Dec-11	06-May-13	20-May-13	10d	31-May-13	10-Jun-13	15-Jul-13	15-Jul-13	25-Jul-13	14-Aug-13	12w	29-Jul-13	10-Oct-13	07-Nov-13	9w	23-Jan-14
153		Actual	07-Nov-11	19-Dec-11	-	-	-	-	-	-	-	-	-	-	-	-	-	-	-
154	WP788 Internal Wall Cladding - Childrens Atrium (CS)	Planned	07-Nov-11	19-Dec-11	03-Sep-12	05-Sep-12	0s	18-Sep-12	25-Sep-12	29-Apr-13	14-Nov-12	29-Apr-13	19-Feb-13	16w	13-May-13	05-Aug-13	02-Sep-13	20w	03-Feb-14
155		Forecast	07-Nov-11	19-Dec-11	03-Sep-12	05-Sep-12	0s	18-Sep-12	25-Sep-12	06-May-13	14-Nov-12	06-May-13	19-Feb-13	16w	20-May-13	05-Aug-13	02-Sep-13	20w	03-Feb-14
156		Actual	07-Nov-11	19-Dec-11	03-Sep-12	05-Sep-12	0s	18-Sep-12	25-Sep-12	-	14-Nov-12	-	19-Feb-13	-	-	-	-	-	-
157	WP790b Glazing to Adult's Atrium Ward towers internal corners (GM)	Planned	26-Sep-11	07-Nov-11	21-Nov-11	19-Dec-11	0s	27-Jan-12	16-Jan-12	N/A	29-Mar-12	30-Jul-12	03-Dec-12	9d	02-Jan-13	25-Feb-13	15-Apr-13	40w 1d	04-Feb-14
158		Forecast	26-Sep-11	07-Nov-11	21-Nov-11	19-Dec-11	0s	27-Jan-12	16-Jan-12		29-Mar-12	30-Jul-12	03-Dec-12	0s	02-Jan-13	25-Feb-13	15-Apr-13	37w 1d	04-Feb-14
159		Actual	26-Sep-11	07-Nov-11	21-Nov-11	19-Dec-11	0s	27-Jan-12	16-Jan-12		29-Mar-12	30-Jul-12	03-Dec-12	0s	02-Jan-13	25-Feb-13	15-Apr-13	37w 1d	-
160	WP790c Glazing to Adult's Atrium Core's A,B,C & D	Planned	02-Jun-11	07-Mar-12	30-Jan-12	07-Mar-12	0s	20-Apr-12	23-Apr-12	04-Feb-13	13-Aug-12	02-Apr-13	10-Dec-12	8d	11-Feb-13	13-Mar-13	12-Apr-13	19w 3d	28-Aug-13

A52756968

New South Glasgow Hospitals Project

Stage 3 Adults & Childrens Hospital - Tender Event Schedule

ReportDate
06-May-13

	Works Package		Process of Tender List Selection start	Issue For Cost Check Documents 'T1'	Package Launch Meeting	Issue For Tender documents 'T2'	Prepare Bill of Quantities & Tender Docs	Issue T2 Docs & Bill of Quantities to Procurement	Out to Tender	Submit RDD Samples	Tender Return / Negotiate	Issue For Construction' Documents 'T3'	Place order / Appoint Sub-Contractor	Lead Time	RDD Samples Approvals	Review Start on Site date	Earliest Start On Site	Overall Duration On Site	On Site Works Finish
161	~~WP790c Glazing to Adult's Atrium Core 3A,B,C & D~~ (GM)	Forecast	02-Jun-11	07-Mar-12	30-Jan-12	07-Mar-12	0s	20-Apr-12	23-Apr-12	04-Feb-13	13-Aug-12	02-Apr-13	10-Dec-12	0s	11-Feb-13	13-Mar-13	15-Apr-13	16w 2d	28-Aug-13
162		Actual	02-Jun-11	07-Mar-12	30-Jan-12	07-Mar-12	0s	20-Apr-12	23-Apr-12	04-Feb-13	13-Aug-12	02-Apr-13	10-Dec-12	0s	11-Feb-13	13-Mar-13	15-Apr-13	16w 2d	-
163	WP790d Glazing to Children's Atrium (GM)	Planned	30-Nov-11	03-Jul-12	10-Jul-12	31-Jul-12	0s	13-Aug-12	28-Aug-12	23-Apr-13	16-Jan-13	23-Apr-13	13-May-13	16w	14-May-13	06-Aug-13	03-Sep-13	14w 2d	12-Dec-13
164		Forecast	30-Nov-11	03-Jul-12	10-Jul-12	31-Jul-12	0s	13-Aug-12	28-Aug-12	08-Apr-13	16-Jan-13	10-Apr-13	30-Apr-13	16w	14-May-13	06-Aug-13	03-Sep-13	14w 2d	12-Dec-13
165		Actual	30-Nov-11	03-Jul-12	10-Jul-12	31-Jul-12	0s	13-Aug-12	28-Aug-12	08-Apr-13	16-Jan-13	10-Apr-13	30-Apr-13	-	-	-	-	-	-
166	WP900b HTM Furniture (Adults Tower) (PB)	Planned	28-Nov-11	06-Sep-12	27-Sep-12	18-Oct-12	0s	31-Oct-12	27-Aug-12	22-Oct-12	22-Oct-12	19-Feb-13	30-Nov-12	13w 2d	12-Mar-13	07-Jun-13	04-Jul-13	50w 1d	14-Jul-14
167		Forecast	28-Nov-11	06-Sep-12	27-Sep-12	18-Oct-12	0s	31-Oct-12	27-Aug-12	22-Oct-12	22-Oct-12	19-Feb-13	30-Nov-12	8w 3d	12-Mar-13	07-Jun-13	04-Jul-13	50w 1d	14-Jul-14
168		Actual	28-Nov-11	06-Sep-12	27-Sep-12	18-Oct-12	0s	31-Oct-12	27-Aug-12	22-Oct-12	22-Oct-12	19-Feb-13	30-Nov-12	8w 3d	12-Mar-13	-	-	-	-
169	WP800a Hard Landscaping Stage 3 (AH & GMcL)	Planned	09-Oct-12	23-Oct-12	08-Apr-13	29-Apr-13	5w	31-May-13	17-Jun-13	29-Jul-13	29-Jul-13	12-Aug-13	30-Aug-13	6w	02-Sep-13	16-Sep-13	14-Oct-13	63w 3d	05-Feb-15
170		Forecast	09-Oct-12	23-Oct-12	06-May-13	27-May-13	5w	28-Jun-13	15-Jul-13	26-Aug-13	26-Aug-13	09-Sep-13	27-Sep-13	6w	30-Sep-13	14-Oct-13	11-Nov-13	59w 3d	05-Feb-15
171		Actual	09-Oct-12	23-Oct-12	-	-	-	-	-	-	-	-	-	-	-	-	-	-	-
172	WP900c HTM Furniture (Childrens) (PB)	Planned	28-Nov-11	18-Jun-12	02-Jul-12	30-Jul-12	0s	10-Aug-12	27-Aug-12	22-Oct-12	22-Oct-12	14-May-13	30-Nov-12	16w	04-Jun-13	28-Aug-13	24-Sep-13	28w 1d	30-Apr-14
173		Forecast	28-Nov-11	18-Jun-12	02-Jul-12	30-Jul-12	0s	10-Aug-12	27-Aug-12	22-Oct-12	22-Oct-12	14-May-13	30-Nov-12	16w	04-Jun-13	28-Aug-13	24-Sep-13	28w 1d	30-Apr-14
174		Actual	28-Nov-11	18-Jun-12	02-Jul-12	30-Jul-12	0s	10-Aug-12	27-Aug-12	22-Oct-12	22-Oct-12	-	30-Nov-12	-	-	-	-	-	-
175	WP801 Resin Pavings (AH & GMcL)	Planned	09-Oct-12	23-Oct-12	08-Apr-13	06-May-13	5w	07-Jun-13	24-Jun-13	01-Aug-13	19-Aug-13	09-Sep-13	27-Sep-13	6w	03-Apr-14	17-Apr-14	21-May-14	31w 1.13d	09-Jan-15
176		Forecast	09-Oct-12	23-Oct-12	06-May-13	03-Jun-13	5w	05-Jul-13	22-Jul-13	29-Aug-13	16-Sep-13	07-Oct-13	25-Oct-13	6w	03-Apr-14	17-Apr-14	21-May-14	31w 1.13d	09-Jan-15
177		Actual	09-Oct-12	23-Oct-12	-	-	-	-	-	-	-	-	-	-	-	-	-	-	-
178	WP807 Playtop Surfaces (AH & GMcL)	Planned	09-Oct-12	23-Oct-12	08-Apr-13	06-May-13	5w	07-Jun-13	24-Jun-13	01-Aug-13	19-Aug-13	09-Sep-13	27-Sep-13	6w	03-Apr-14	17-Apr-14	21-May-14	31w 1.13d	09-Jan-15
179		Forecast	09-Oct-12	23-Oct-12	06-May-13	03-Jun-13	5w	05-Jul-13	22-Jul-13	29-Aug-13	16-Sep-13	07-Oct-13	25-Oct-13	6w	03-Apr-14	17-Apr-14	21-May-14	31w 1.13d	09-Jan-15
180		Actual	09-Oct-12	23-Oct-12	-	-	-	-	-	-	-	-	-	-	-	-	-	-	-
181	WP805a Roadworks Stage 3 (AH & GMcL)	Planned	22-Oct-12	05-Feb-13	08-Apr-13	29-Apr-13	5w	31-May-13	17-Jun-13	29-Jul-13	29-Jul-13	12-Aug-13	30-Aug-13	6w	02-Sep-13	16-Sep-13	14-Oct-13	59w 4d	09-Jan-15
182		Forecast	22-Oct-12	05-Feb-13	06-May-13	27-May-13	5w	28-Jun-13	15-Jul-13	26-Aug-13	26-Aug-13	09-Sep-13	27-Sep-13	6w	30-Sep-13	14-Oct-13	11-Nov-13	55w 4d	09-Jan-15
183		Actual	22-Oct-12	05-Feb-13	-	-	-	-	-	-	-	-	-	-	-	-	-	-	-
184	WP805b Roadworks Stage 3A	Planned	22-Oct-12	05-Feb-13	08-Apr-13	06-May-13	5w	07-Jun-13	24-Jun-13	N/A	19-Aug-13	09-Sep-13	27-Sep-13	6w	12-Feb-16	22-Feb-16	21-Mar-16	24w 1.81d	13-Sep-16
185		Forecast	22-Oct-12	05-Feb-13	06-May-13	03-Jun-13	5w	05-Jul-13	22-Jul-13		16-Sep-13	07-Oct-13	25-Oct-13	6w	12-Feb-16	22-Feb-16	21-Mar-16	24w 1.81d	13-Sep-16
186		Actual	22-Oct-12	05-Feb-13	-	-	-	-	-		-	-	-	-	-	-	-	-	-
187	WP902b Cubicle Tracks (Adults Tower) (PB)	Planned	02-Apr-12	16-Aug-12	30-Aug-12	27-Sep-12	0s	10-Oct-12	25-Oct-12	13-Dec-12	13-Dec-12	14-Jan-13	01-Feb-13	6w	05-Jun-13	19-Jun-13	17-Jul-13	50w 3d	28-Jul-14
188		Forecast	02-Apr-12	16-Aug-12	30-Aug-12	27-Sep-12	0s	10-Oct-12	25-Oct-12	13-Dec-12	13-Dec-12	14-Jan-13	01-Feb-13	6w	05-Jun-13	19-Jun-13	17-Jul-13	50w 3d	28-Jul-14
189		Actual	02-Apr-12	16-Aug-12	30-Aug-12	27-Sep-12	0s	10-Oct-12	25-Oct-12	13-Dec-12	13-Dec-12	14-Jan-13	01-Feb-13	-	-	-	-	-	-
190	WP902c Cubicle Tracks (Childrens) (PB)	Planned	02-Apr-12	09-Aug-12	23-Aug-12	20-Sep-12	0s	03-Oct-12	18-Oct-12	13-Dec-12	13-Dec-12	14-Jan-13	01-Feb-13	6w	05-Aug-13	19-Aug-13	16-Sep-13	28w 2d	16-Apr-14
191		Forecast	02-Apr-12	09-Aug-12	23-Aug-12	20-Sep-12	0s	03-Oct-12	18-Oct-12	13-Dec-12	13-Dec-12	14-Jan-13	01-Feb-13	6w	05-Aug-13	19-Aug-13	16-Sep-13	28w 2d	16-Apr-14
192		Actual	02-Apr-12	09-Aug-12	23-Aug-12	20-Sep-12	0s	03-Oct-12	18-Oct-12	13-Dec-12	13-Dec-12	14-Jan-13	01-Feb-13	-	-	-	-	-	-
193	WP810a Soft Landscaping / Planting Stage 3 (AH & GMcL)	Planned	02-Apr-12	23-Oct-12	08-Apr-13	29-Apr-13	5w	31-May-13	17-Jun-13	29-Jul-13	29-Jul-13	12-Aug-13	02-Sep-13	6w	02-Sep-13	16-Sep-13	14-Oct-13	61w 3d	22-Jan-15
194		Forecast	02-Apr-12	23-Oct-12	06-May-13	27-May-13	5w	28-Jun-13	15-Jul-13	26-Aug-13	26-Aug-13	09-Sep-13	27-Sep-13	6w	30-Sep-13	14-Oct-13	11-Nov-13	57w 3d	22-Jan-15
195		Actual	02-Apr-12	23-Oct-12	-	-	-	-	-	-	-	-	-	-	-	-	-	-	-
196	WP905b Nurse Stations & Desks (Adults Tower) (PB)	Planned	28-Nov-11	14-Sep-12	28-Sep-12	26-Oct-12	0s	09-Nov-12	04-Sep-12	22-Oct-12	22-Oct-12	14-Feb-13	30-Nov-12	13w 2d	12-Mar-13	06-Jun-13	04-Jul-13	40w	01-May-14
197		Forecast	28-Nov-11	14-Sep-12	28-Sep-12	26-Oct-12	0s	09-Nov-12	04-Sep-12	22-Oct-12	22-Oct-12	14-Feb-13	30-Nov-12	8w 3d	12-Mar-13	06-Jun-13	04-Jul-13	40w	01-May-14
198		Actual	28-Nov-11	14-Sep-12	28-Sep-12	26-Oct-12	0s	09-Nov-12	04-Sep-12	22-Oct-12	22-Oct-12	14-Feb-13	30-Nov-12	8w 3d	12-Mar-13	-	-	-	-
199	WP905c Nurse Stations & Desks (Childrens) + Atria Reception Desks (PB)	Planned	05-Dec-11	26-Jun-12	10-Jul-12	07-Aug-12	0s	20-Aug-12	04-Sep-12	22-Oct-12	22-Oct-12	14-May-13	30-Nov-12	16w	04-Jun-13	27-Aug-13	24-Sep-13	28w 1d	30-Apr-14
200		Forecast	05-Dec-11	26-Jun-12	10-Jul-12	07-Aug-12	0s	20-Aug-12	04-Sep-12	22-Oct-12	22-Oct-12	14-May-13	30-Nov-12	16w	04-Jun-13	27-Aug-13	24-Sep-13	28w 1d	30-Apr-14
201		Actual	05-Dec-11	26-Jun-12	10-Jul-12	07-Aug-12	0s	20-Aug-12	04-Sep-12	22-Oct-12	22-Oct-12	-	30-Nov-12	-	-	-	-	-	-
202	WP810b Soft Landscaping / Planting Stage 3A (AH & GMcL)	Planned	09-Oct-12	23-Oct-12	08-Apr-13	06-May-13	5w	07-Jun-13	24-Jun-13	01-Aug-13	19-Aug-13	09-Sep-13	27-Sep-13	6w	09-Mar-16	23-Mar-16	27-Apr-16	16w	17-Aug-16
203		Forecast	09-Oct-12	23-Oct-12	06-May-13	03-Jun-13	5w	05-Jul-13	22-Jul-13	29-Aug-13	16-Sep-13	07-Oct-13	25-Oct-13	6w	09-Mar-16	23-Mar-16	27-Apr-16	16w	17-Aug-16
204		Actual	09-Oct-12	23-Oct-12	-	-	-	-	-	-	-	-	-	-	-	-	-	-	-
205	WP905d (Adults) Atria Reception Desks (PB)	Planned	28-Nov-11	26-Jun-12	10-Jul-12	07-Aug-12	0s	20-Aug-12	04-Sep-12	22-Oct-12	22-Oct-12	02-Dec-13	30-Nov-12	16w	06-Jan-14	31-Mar-14	05-May-14	10w 2d	16-Jul-14
206		Forecast	28-Nov-11	26-Jun-12	10-Jul-12	07-Aug-12	0s	20-Aug-12	04-Sep-12	22-Oct-12	22-Oct-12	02-Dec-13	30-Nov-12	16w	06-Jan-14	31-Mar-14	05-May-14	10w 2d	16-Jul-14
207		Actual	28-Nov-11	26-Jun-12	10-Jul-12	07-Aug-12	0s	20-Aug-12	04-Sep-12	22-Oct-12	22-Oct-12	-	30-Nov-12	-	-	-	-	-	-
208	WP910 Blinds (PB)	Planned	14-Mar-12	20-Jun-12	11-Jul-12	01-Aug-12	0s	14-Aug-12	06-Dec-12	07-Jan-13	02-Apr-13	09-Apr-13	29-Apr-13	5w	30-Apr-13	14-May-13	04-Jun-13	66w 4d	06-Oct-14
209		Forecast	14-Mar-12	20-Jun-12	11-Jul-12	01-Aug-12	0s	14-Aug-12	06-Dec-12	07-Jan-13	06-May-13	13-May-13	31-May-13	5w	03-Jun-13	17-Jun-13	08-Jul-13	62w	06-Oct-14
210		Actual	14-Mar-12	20-Jun-12	11-Jul-12	01-Aug-12	0s	14-Aug-12	06-Dec-12	07-Jan-13	-	-	-	-	-	-	-	-	-
211	WP921 Metalwork - Internal Stair & Balcony Balustade (GM)	Planned	12-Feb-13	02-Apr-13	09-Apr-13	30-Apr-13	10d	13-May-13	28-May-13	09-Jul-13	09-Jul-13	16-Jul-13	06-Aug-13	12w	06-Aug-13	01-Oct-13	29-Oct-13	17w 4d	17-Mar-14
212		Forecast	12-Feb-13	06-May-13	13-May-13	03-Jun-13	10d	14-Jun-13	17-Jun-13	15-Jul-13	15-Jul-13	22-Jul-13	09-Aug-13	12w	12-Aug-13	07-Oct-13	04-Nov-13	17w 4d	21-Mar-14
213		Actual	12-Feb-13	-	-	-	-	-	-	-	-	-	-	-	-	-	-	-	-
214	WP830 Fencing (AH & GMcL)	Planned	09-Oct-12	23-Oct-12	08-Apr-13	29-Apr-13	5w	31-May-13	17-Jun-13	29-Jul-13	29-Jul-13	13-Aug-13	30-Aug-13	6w	02-Sep-13	16-Sep-13	14-Oct-13	59w 4d	09-Jan-15
215		Forecast	09-Oct-12	23-Oct-12	06-May-13	27-May-13	5w	28-Jun-13	15-Jul-13	26-Aug-13	26-Aug-13	10-Sep-13	27-Sep-13	6w	30-Sep-13	14-Oct-13	11-Nov-13	55w 4d	09-Jan-15
216		Actual	09-Oct-12	23-Oct-12	-	-	-	-	-	-	-	-	-	-	-	-	-	-	-
217	WP930a Wayfinding Signage / Statutory (Adults Podium)	Planned	08-Oct-12	04-Feb-13	04-Feb-13	07-Mar-13	0s	02-Apr-13	15-Apr-13	27-May-13	27-May-13	10-Jun-13	28-Jun-13	6w	01-Jul-13	22-Jul-13	12-Aug-13	51w	25-Aug-14
218		Forecast	08-Oct-12	04-Feb-13	04-Feb-13	07-Mar-13	0s	06-May-13	06-May-13	10-Jun-13	10-Jun-13	24-Jun-13	12-Jul-13	6w	15-Jul-13	05-Aug-13	26-Aug-13	49w	25-Aug-14
219		Actual	08-Oct-12	04-Feb-13	04-Feb-13	07-Mar-13	0s	-	-	-	-	-	-	-	-	-	-	-	-
220	WP930b Wayfinding Signage / Statutory (Adults Tower)	Planned	06-Feb-13	13-Feb-13	13-Feb-13	13-Mar-13	10d	15-Apr-13	30-Apr-13	11-Jun-13	11-Jun-13	02-Jul-13	22-Jul-13	6w	23-Jul-13	13-Aug-13	03-Sep-13	42w 4d	21-Jul-14
221		Forecast	06-Feb-13	13-Feb-13	13-Feb-13	13-Mar-13	10d	17-May-13	20-May-13	24-Jun-13	24-Jun-13	08-Jul-13	26-Jul-13	6w	29-Jul-13	19-Aug-13	09-Sep-13	42w	21-Jul-14
222		Actual	06-Feb-13	13-Feb-13	13-Feb-13	13-Mar-13	-	-	-	-	-	-	-	-	-	-	-	-	-
223	WP930c Wayfinding Signage / Statutory (Childrens)	Planned	27-Feb-13	17-Apr-13	01-May-13	29-May-13	10d	12-Jun-13	26-Jun-13	21-Aug-13	21-Aug-13	11-Sep-13	02-Oct-13	6w	02-Oct-13	23-Oct-13	13-Nov-13	20w	16-Apr-14
224		Forecast	27-Feb-13	08-May-13	22-May-13	19-Jun-13	10d	02-Jul-13	17-Jul-13	21-Aug-13	21-Aug-13	11-Sep-13	02-Oct-13	6w	02-Oct-13	23-Oct-13	13-Nov-13	20w	16-Apr-14
225		Actual	27-Feb-13	-	-	-	-	-	-	-	-	-	-	-	-	-	-	-	-
226	WP950 Coffee Areas	Planned	03-Apr-13	10-Apr-13	17-Apr-13	08-May-13	10d	21-May-13	05-Jun-13	17-Jul-13	17-Jul-13	07-Aug-13	28-Aug-13	18w	17-Sep-13	04-Dec-13	15-Jan-14	28w 1d	07-Aug-14
227		Forecast	06-May-13	13-May-13	20-May-13	10-Jun-13	10d	21-Jun-13	08-Jul-13	12-Aug-13	12-Aug-13	26-Aug-13	13-Sep-13	16w	07-Oct-13	09-Dec-13	20-Jan-14	28w 1d	12-Aug-14
228		Actual	-	-	-	-	-	-	-	-	-	-	-	-	-	-	-	-	-
229	WP840 Street Furniture (AH & GMcL)	Planned	09-Oct-12	23-Oct-12	08-Apr-13	06-May-13	5w	07-Jun-13	24-Jun-13	19-Aug-13	19-Aug-13	09-Sep-13	27-Sep-13	16w	18-Dec-13	16-Apr-14	21-May-14	31w 1.13d	09-Jan-15
230		Forecast	09-Oct-12	23-Oct-12	06-May-13	03-Jun-13	5w	05-Jul-13	22-Jul-13	16-Sep-13	16-Sep-13	07-Oct-13	25-Oct-13	16w	18-Dec-13	16-Apr-14	21-May-14	31w 1.13d	09-Jan-15
231		Actual	09-Oct-12	23-Oct-12	-	-	-	-	-	-	-	-	-	-	-	-	-	-	-
232	WP841 Play Equipment (AH & GMcL)	Planned	09-Oct-12	23-Oct-12	08-Apr-13	06-May-13	5w	07-Jun-13	24-Jun-13	19-Aug-13	19-Aug-13	09-Sep-13	27-Sep-13	16w	18-Dec-13	16-Apr-14	21-May-14	31w 1.13d	09-Jan-15
233		Forecast	09-Oct-12	23-Oct-12	06-May-13	03-Jun-13	5w	05-Jul-13	22-Jul-13	16-Sep-13	16-Sep-13	07-Oct-13	25-Oct-13	16w	18-Dec-13	16-Apr-14	21-May-14	31w 1.13d	09-Jan-15
234		Actual	09-Oct-12	23-Oct-12	-	-	-	-	-	-	-	-	-	-	-	-	-	-	-
235	WP970 Metal External Doors (by Prater)	Planned	13-Feb-12	27-Feb-12	27-Feb-12	27-Feb-12	0s	27-Feb-12	19-Dec-11	03-May-13	19-Dec-11	27-Feb-12	27-Feb-12	6w	21-Jun-13	12-Jul-13	12-Aug-13	17d	04-Sep-13
236		Forecast	13-Feb-12	27-Feb-12	27-Feb-12	27-Feb-12	0s	27-Feb-12	19-Dec-11	03-May-13	19-Dec-11	27-Feb-12	27-Feb-12	6w	21-Jun-13	12-Jul-13	12-Aug-13	17d	04-Sep-13
237		Actual	13-Feb-12	27-Feb-12	27-Feb-12	27-Feb-12	0s	27-Feb-12	19-Dec-11	03-May-13	19-Dec-11	27-Feb-12	27-Feb-12	-	-	-	-	-	-

A52756968

New South Glasgow Hospitals Project

Stage 3 Adults & Childrens Hospital - Tender Event Schedule

ReportDate
06-May-13

	Works Package		Process of Tender List Selection start	Issue For Cost Check Documents 'T1'	Package Launch Meeting	Issue For Tender documents 'T2'	Prepare Bill of Quantities & Tender Docs	Issue T2 Docs & Bill of Quantities to Procurement	Out to Tender	Submit RDD Samples	Tender Return / Negotiate	Issue For Construction' Documents 'T3'	Place order / Appoint Sub-Contractor	Lead Time	RDD Samples Approvals	Review Start on Site date	Earliest Start On Site	Overall Duration On Site	On Site Works Finish
238	WP835 Builderswork (External Landscaping) (AH & GMcL)	Planned	09-Oct-12	23-Oct-12	08-Apr-13	29-Apr-13	5w	31-May-13	17-Jun-13	N/A	29-Jul-13	13-Aug-13	30-Aug-13	6w	N/A	16-Sep-13	14-Oct-13	62w 3d	29-Jan-15
239		Forecast	09-Oct-12	23-Oct-12	06-May-13	27-May-13	5w	28-Jun-13	15-Jul-13		26-Aug-13	10-Sep-13	27-Sep-13	6w		14-Oct-13	11-Nov-13	58w 3d	29-Jan-15
240		Actual	09-Oct-12	23-Oct-12	-	-	-	-	-		-	-	-	-		-	-	-	-
241	WP845 Signage (External) (AH & GMcL)	Planned	09-Oct-12	23-Oct-12	08-Apr-13	06-May-13	5w	07-Jun-13	24-Jun-13	19-Aug-13	19-Aug-13	09-Sep-13	27-Sep-13	16w	18-Dec-13	16-Apr-14	21-May-14	30w 1.13d	19-Dec-14
242		Forecast	09-Oct-12	23-Oct-12	06-May-13	03-Jun-13	5w	05-Jul-13	22-Jul-13	16-Sep-13	16-Sep-13	07-Oct-13	25-Oct-13	16w	18-Dec-13	16-Apr-14	21-May-14	30w 1.13d	19-Dec-14
243		Actual	09-Oct-12	23-Oct-12	-	-	-	-	-	-	-	-	-	-	-	-	-	-	-
244	WP860 Canopies Childrens Park (GM)	Planned	30-Jul-12	10-Sep-12	10-Jul-13	31-Jul-13	5w	03-Sep-13	18-Sep-13	13-Nov-13	13-Nov-13	04-Dec-13	07-Jan-14	12w	29-Jan-14	16-Apr-14	21-May-14	46w 2h	27-Apr-15
245		Forecast	30-Jul-12	10-Sep-12	10-Jul-13	31-Jul-13	5w	03-Sep-13	18-Sep-13	13-Nov-13	13-Nov-13	04-Dec-13	07-Jan-14	12w	29-Jan-14	16-Apr-14	21-May-14	46w 2h	27-Apr-15
246		Actual	30-Jul-12	10-Sep-12	-	-	-	-	-	-	-	-	-	-	-	-	-	-	-
247	WP890 External Shelters (Ginko) (AH & GMc)	Planned	09-Oct-12	23-Oct-12	08-Apr-13	06-May-13	5w	07-Jun-13	24-Jun-13	19-Aug-13	19-Aug-13	09-Sep-13	27-Sep-13	16w	19-Dec-13	16-Apr-14	21-May-14	30w 1.13d	19-Dec-14
248		Forecast	09-Oct-12	23-Oct-12	06-May-13	03-Jun-13	5w	05-Jul-13	22-Jul-13	16-Sep-13	16-Sep-13	07-Oct-13	25-Oct-13	16w	19-Dec-13	16-Apr-14	21-May-14	30w 1.13d	19-Dec-14
249		Actual	09-Oct-12	23-Oct-12	-	-	-	-	-	-	-	-	-	-	-	-	-	-	-
250	WP895 Bus Shelters (AH & GMcL)	Planned	09-Oct-12	23-Oct-12	08-Apr-13	06-May-13	5w	07-Jun-13	24-Jun-13	19-Aug-13	19-Aug-13	09-Sep-13	27-Sep-13	12w	09-May-14	04-Jul-14	01-Aug-14	11d 6.92h	18-Aug-14
251		Forecast	09-Oct-12	23-Oct-12	06-May-13	03-Jun-13	5w	05-Jul-13	22-Jul-13	16-Sep-13	16-Sep-13	07-Oct-13	25-Oct-13	12w	09-May-14	04-Jul-14	01-Aug-14	11d 6.92h	18-Aug-14
252		Actual	09-Oct-12	23-Oct-12	-	-	-	-	-	-	-	-	-	-	-	-	-	-	-
253	WP856 Traffic Signals (AH & GMcL)	Planned	09-Oct-12	23-Oct-12	08-Apr-13	06-May-13	5w	07-Jun-13	24-Jun-13	19-Aug-13	19-Aug-13	09-Sep-13	27-Sep-13	20w	26-Feb-14	04-Jun-14	02-Jul-14	14d	22-Jul-14
254		Forecast	09-Oct-12	23-Oct-12	06-May-13	03-Jun-13	5w	05-Jul-13	22-Jul-13	16-Sep-13	16-Sep-13	07-Oct-13	25-Oct-13	20w	26-Feb-14	04-Jun-14	02-Jul-14	14d	22-Jul-14
255		Actual	09-Oct-12	23-Oct-12	-	-	-	-	-	-	-	-	-	-	-	-	-	-	-
256	WP980a Aseptic Suite (PB)	Planned	28-Nov-11	02-Apr-12	22-Mar-12	08-Oct-12	0s	19-Oct-12	22-Oct-12	07-Feb-13	20-Dec-12	08-Apr-13	26-Apr-13	14w	20-May-13	08-Jul-13	05-Aug-13	44w 1d	01-Jul-14
257		Forecast	28-Nov-11	02-Apr-12	22-Mar-12	08-Oct-12	0s	19-Oct-12	22-Oct-12	07-Feb-13	20-Dec-12	06-May-13	24-May-13	12w	17-Jun-13	22-Jul-13	19-Aug-13	42w 1d	01-Jul-14
258		Actual	28-Nov-11	02-Apr-12	22-Mar-12	08-Oct-12	0s	19-Oct-12	22-Oct-12	07-Feb-13	20-Dec-12	-	-	-	-	-	-	-	-
259	WP985 Audiology Rooms (PB)	Planned	28-Nov-11	25-Jun-12	02-Jul-12	30-Jul-12	0s	10-Aug-12	27-Aug-12	21-Feb-13	11-Feb-13	08-Apr-13	26-Apr-13	16w	20-May-13	22-Jul-13	19-Aug-13	8w	14-Oct-13
260		Forecast	28-Nov-11	25-Jun-12	02-Jul-12	30-Jul-12	0s	10-Aug-12	27-Aug-12	21-Feb-13	11-Feb-13	06-May-13	23-Apr-13	15w	20-May-13	22-Jul-13	19-Aug-13	8w	14-Oct-13
261		Actual	28-Nov-11	25-Jun-12	02-Jul-12	30-Jul-12	0s	10-Aug-12	27-Aug-12	21-Feb-13	11-Feb-13	-	23-Apr-13	15w	-	-	-	-	-
262	WP990 Hydrotherapy Pool (JB)	Planned	30-Jan-12	30-Jan-12	30-Jan-12	30-Jan-12	0s	30-Jan-12	21-Nov-11	22-Nov-12	09-Jan-12	02-Apr-13	01-Jun-12	11w 1d	02-Apr-13	22-May-13	19-Jun-13	31w	05-Feb-14
263		Forecast	30-Jan-12	30-Jan-12	30-Jan-12	30-Jan-12	0s	30-Jan-12	21-Nov-11	22-Nov-12	09-Jan-12	06-May-13	01-Jun-12	6w 2d	02-Apr-13	22-May-13	19-Jun-13	31w	05-Feb-14
264		Actual	30-Jan-12	30-Jan-12	30-Jan-12	30-Jan-12	0s	30-Jan-12	21-Nov-11	22-Nov-12	09-Jan-12	-	01-Jun-12	6w 2d	02-Apr-13	-	-	-	-
265	WP010 Early Demolition of Stage 3A building AN Biochem (PB)	Planned	04-Nov-11	N/A	08-Feb-12	27-Jan-12	N/A	N/A	02-Mar-12	02-Apr-12	15-Apr-12	14-May-12	11-Jun-12	0s	N/A	23-Jul-12	20-Aug-12	N/A	N/A
266		Forecast	04-Nov-11		08-Feb-12	27-Jan-12			02-Mar-12	02-Apr-12	15-Apr-12	14-May-12	11-Jun-12	0s		23-Jul-12	20-Aug-12		
267		Actual	04-Nov-11		08-Feb-12	27-Jan-12			02-Mar-12	02-Apr-12	15-Apr-12	14-May-12	11-Jun-12	0s		23-Jul-12	20-Aug-12		
268	WP010 Demolition Stage 3A	Planned	20-Nov-14	15-Jan-15	29-Jan-15	26-Feb-15	10d	N/A	24-Mar-15	N/A	25-May-15	15-Jun-15	06-Jul-15	6w	N/A	20-Jul-15	17-Aug-15	N/A	N/A
269		Forecast	20-Nov-14	15-Jan-15	29-Jan-15	26-Feb-15	10d		24-Mar-15		25-May-15	15-Jun-15	06-Jul-15	6w		20-Jul-15	17-Aug-15		
270		Actual	-	-	-	-	-		-		-	-	-	-		-	-		

Legend

N/A	Process Not Applicable	14-Feb-05	Process Complete
14-Feb-05	Process Due Within 14 Days	14-Feb-05	Process Over Due

Programme Details

Created From:	STAGE 3 A & C PROCUREMENT
Revision Number:	
Programme Number:	BM-GS3-PR3-0046
Programme Date:	07-May-13

Project file: S:\11.0 PLANNING\11.04 Stage 3 Main Hospital Construction\Programmes\Design\Stage 3 A & C Design Programme.pp

A52756968

ADB	List of Rooms	17/3/2025

Project: ADB2013 Activity Database version 2013 © Crown Copyright

Filter:

Code	Description	Area (m²)	Date
A0000	ADB Environmental data standard terms and references.	0.00	28-Mar-2013
B0109	Single bedroom: Older people	19.00	05-Apr-2013
B0209	Multi-bed room: Older people, 4 beds	61.50	05-Apr-2013
B0305	Single-bed room	19.00	05-Apr-2013
B0308	Single-bed room: isolation	19.00	05-Apr-2013
B0405	Multi-bed room: 4 beds	64.00	05-Apr-2013
B0505	Single bedroom Psychiatric	10.50	05-Apr-2013
B0507	Seclusion room	11.00	05-Apr-2013
B0508	Single bedroom: Older people Psychiatric	12.50	05-Apr-2013
B0510	Single bedroom with cot Mother and baby or disabled, Psychiatric	11.50	05-Apr-2013
B1005	Birthing room	24.00	05-Apr-2013
B1007	Birthing room: twin birth	26.00	05-Apr-2013
B1011	Birthing room: with pool	34.50	05-Apr-2013
B1204	Nursery: well baby: 4 cots	12.00	05-Apr-2013
B1411	Resuscitation room: 2 infants	20.00	05-Apr-2013
B1421	Single cot nursery: neonatal intensive care	20.00	05-Apr-2013
B1421-01	Neonatal treatment room	20.00	05-Apr-2013
B1426	Multi-cot nursery: neonatal intensive care: 6 cots	120.00	05-Apr-2013
B1426-01	Multi-cot nursery: neonatal intensive care: 4 cots	83.00	05-Apr-2013
B1436	Multi-cot nursery: neonatal special care: 6 cots	69.00	05-Apr-2013
B1436-01	Multi-cot nursery: neonatal special care: 4 cots	50.00	05-Apr-2013
B1603	Single-bed room: critical care: isolation	26.00	05-Apr-2013
B1610	Multi-bed room: critical care: 4 beds	152.00	05-Apr-2013
B1802	Single bedroom: Children/young people, with relatives overnight stay	15.00	05-Apr-2013
B1805	Single bedroom, isolation: Children/young people, with relatives overnight stay	15.00	05-Apr-2013
B1811	Single bedroom: Children/young people day care	14.50	05-Apr-2013
B2001	Multi-bed room, day space: Children/young people, 4 beds, with relatives overnight stay	80.00	05-Apr-2013
B2011	Multi-bed room: Children/young peoples day care, 4 beds	66.00	05-Apr-2013
B2015	Multi-bed room: Paediatric assessment, 4 beds	66.00	05-Apr-2013
B2405	Recovery room: ECT, 2 trolleys	13.00	05-Apr-2013
B2406	Recovery room: ECT, 6 trolleys	33.50	05-Apr-2013
B2425	Recovery bay: post anaesthetic	14.00	05-Apr-2013
B2425-01	Recovery bay: post anaesthetic	14.00	05-Apr-2013
B2510	Recovery, rest with beverage bay: 4 places Hydrotherapy	25.00	05-Apr-2013
B2511	Recovery room: Post ECT, ambulant, 10 places	15.50	05-Apr-2013
B2512	Recovery lounge: 13 places	27.50	05-Apr-2013
B2513	Recovery room: Endoscopy, pre-discharge stage 1, 9 places	83.00	05-Apr-2013
B2514	Recovery room: Endoscopy, pre-discharge stage 2, 10 places	22.00	05-Apr-2013
B2522	Recovery/induction room: Paediatric, 2 places	20.00	05-Apr-2013
B2532	Recovery room: 2 places	24.00	05-Apr-2013
B2532-01	Assessment room: maternity: 2 places	24.00	05-Apr-2013
C0107	Consulting, interview room: Mental Illness	10.50	05-Apr-2013

ADB	List of Rooms	17/3/2025

Project: ADB2013 Activity Database version 2013 © Crown Copyright

Filter:

Code	Description	Area (m²)	Date
C0110	Consulting room	12.00	05-Apr-2013
C0110-01	Treatment room: speech therapy	12.00	05-Apr-2013
C0113	Consulting/examination room: ENT	16.00	05-Apr-2013
C0143	Ophthalmic test room: visual fields	12.00	05-Apr-2013
C0143-01	Ophthalmic test room: visual fields: 3 places	20.00	05-Apr-2013
C0201		0.00	05-Apr-2013
C0207	Consulting, examination room: Mental Illness Physical examination	16.50	05-Apr-2013
C0230	Consulting/examination room: multidisciplinary	20.00	05-Apr-2013
C0235	Consulting/examination room: single-sided couch access	12.00	05-Apr-2013
C0237	Consulting/examination room: double-sided couch access	16.00	05-Apr-2013
C0302	Assessment room: A&E	16.00	16-Apr-2013
C0304	Assessment room: Paediatric, A&E	16.00	16-Apr-2013
C0315	Assessment room: gait	45.00	05-Apr-2013
C0514	Vestibular function room	16.00	05-Apr-2013
C0515	Testing room: audiometric booth	8.00	05-Apr-2013
C0517	Testing room: audiometric booth: paediatric	16.00	05-Apr-2013
C0518	Observation/control room: audiometric testing: paediatric	8.00	05-Apr-2013
C0522	Examination/physical therapy room	12.00	05-Apr-2013
C0522-01	Phlebotomy room	12.00	05-Apr-2013
C0522-02	Physical measurement room	12.00	05-Apr-2013
C0522-04	Recovery room: 1 place	12.00	05-Apr-2013
C0522-05	Investigation room: resting electrocardiography (ECG)/holter fitting room	12.00	05-Apr-2013
C0523	Interview and fitting room: audiology	12.00	05-Apr-2013
C0728	Investigation room: stress electrocardiography (ECG)	16.00	05-Apr-2013
C0730	Investigation room: tilt electrocardiography (ECG)	16.00	05-Apr-2013
C0733	Investigation room: resting electrocardiography (ECG): 4 Cubicles	39.00	05-Apr-2013
C0734	Respiratory test room: simple	16.00	05-Apr-2013
C0800	Investigation room: EEG/EMG	16.00	05-Apr-2013
C0909	Oral health educator room	12.00	05-Apr-2013
C1023	Ophthalmic test room	12.00	05-Apr-2013
C1023-01	Orthoptic special test room	12.00	05-Apr-2013
C1026	Ophthalmic photography room	12.00	05-Apr-2013
C1028	Dispensary: optical	12.00	05-Apr-2013
C1029	6m orthoptic examination lane	12.00	05-Apr-2013
C1104	Training room, office: Peritoneal Dialysis (PD)	16.50	05-Apr-2013
C1112	Consulting, examination, fitting room: Orthotics	14.00	05-Apr-2013
D0201	Rest room with beverage, snack preparation bay: 10 staff With 10 small lockers	18.00	05-Apr-2013
D0205	Rest room with beverage, snack preparation bay: 5 staff	11.00	05-Apr-2013
D0432	Sitting and beverage bay: 6 places	12.00	05-Apr-2013
D0434	Rest room with beverages & snack preparation bay: 18 places	32.00	05-Apr-2013
D0434-01	Rest room with beverages & snack preparation bay: 10 places	20.50	05-Apr-2013
D0434-02	Rest room with beverages & snack preparation bay: 15 places	28.00	05-Apr-2013
D0434-03	Rest room with beverages & snack preparation bay: 20 places	35.50	05-Apr-2013
D0434-04	Rest room: 30 places	45.50	05-Apr-2013
D0605	Dining room: 5 patients	12.00	05-Apr-2013

ADB	List of Rooms	17/3/2025

Project: ADB2013 Activity Database version 2013 © Crown Copyright

Filter:

Code	Description	Area (m²)	Date
D0606	Dining room: 10 patients	15.50	05-Apr-2013
D0607	Dining room: 15 patients	20.00	05-Apr-2013
D0608	Dining room: 20 patients	30.00	05-Apr-2013
D0615	Dining room: 15 patients Divided space	25.00	05-Apr-2013
D0616	Dining room: 5 patients Older people	12.00	05-Apr-2013
D0619	Dining room: 20 patients Older people	30.00	05-Apr-2013
D0815	Playroom: 10 children	30.00	05-Apr-2013
D1103	Sitting quiet room: 5 patients	10.00	05-Apr-2013
D1109	Sitting quiet room: 10 patients With computer	15.00	05-Apr-2013
D1112	Sitting room: 15 patients	30.00	05-Apr-2013
D1114	Sitting and therapy room: 10 patients	15.00	05-Apr-2013
D1115	Smoking lounge: 10 patients	18.00	05-Apr-2013
D1116	Lounge with beverage area: 10 patients Vending machines	20.00	05-Apr-2013
D1119	Recreation room with beverage, snack preparation bay: 10 teenagers	39.00	05-Apr-2013
D1120	Sitting room: 5 patients	12.00	05-Apr-2013
D1120-01	Sitting room: 10 patients	18.00	05-Apr-2013
D1120-02	Sitting room: 15 patients	24.00	05-Apr-2013
D1122	Sitting room: 20 patients Older people	36.00	05-Apr-2013
D1123	Sitting room: 15 patients Older people	28.00	05-Apr-2013
D1124	Sitting room: 10 patients Older people	19.50	05-Apr-2013
D1125	Sitting, therapy room: 10 patients Older people	16.50	05-Apr-2013
D1133	Discharge lounge: 8 places	20.00	15-Apr-2013
D1310	Overnight stay room (2 people)	12.00	05-Apr-2013
D1311	Overnight stay room (single)	13.00	05-Apr-2013
D1312	Overnight stay room (double)	17.00	05-Apr-2013
E0117	Imaging room: Ultrasound, general, obstetric and gynaecological	16.00	05-Apr-2013
E0119	Imaging room: Ultrasound, general and minor interventional	16.00	05-Apr-2013
E0120	Imaging room: Ultrasound, interventional	27.00	05-Apr-2013
E0124	Imaging room: CR, general x-ray, with chest x-ray With mobile examination lamp, CR in control area No room layout	30.00	05-Apr-2013
E0128	Imaging room: conventional, general x-ray with chest and scull x-ray Imaging tube ceiling suspended, CR in control area No room layout	33.00	05-Apr-2013
E0133	Imaging room: extra-oral x-ray with ultrasound, sialographic Dental	13.50	05-Apr-2013
E0135-01	Imaging room: intra-oral and OPG	13.00	05-Apr-2013
E0142	Imaging room: Mammography with biopsy No room layout	17.00	05-Apr-2013
E0151	Imaging room: Bone Mineral Densitometry (BMD)	18.00	05-Apr-2013
E0162	Imaging room: Ultrasound, 2 bays With reporting workstation. Access to en suit to WC. Paediatric No room layout	40.00	05-Apr-2013

ADB	List of Rooms	17/3/2025

Project: ADB2013 Activity Database version 2013 © Crown Copyright

Filter:

Code	Description	Area (m²)	Date
E0163	Imaging room: Ultrasound, 3 mixed bays With reporting workstation. Access to en suit to WC. Paediatric No room layout	50.00	05-Apr-2013
E0171	Imaging room: general x-ray: bed access	30.00	05-Apr-2013
E0176	Imaging room: general x-ray	24.00	05-Apr-2013
E0181	Imaging room: mammography	16.00	05-Apr-2013
E0303	Imaging room: universal fluoroscopy, barium Incl. general imaging and chest bucky No room layout	39.00	05-Apr-2013
E0305	Imaging room: remote fluoroscopy, barium No room layout	39.00	05-Apr-2013
E0307	Imaging room: fluoroscopy, non-vascular interventional No room layout	45.00	05-Apr-2013
E0311	Imaging room: fluoroscopy, vascular, angiography No room layout	45.00	05-Apr-2013
E0312	Control room: serving fluoroscopy No room layout	16.00	05-Apr-2013
E0512	Imaging records room: sorting, collating, despatch No room layout	20.00	05-Apr-2013
E0514	Imaging records room: sorting, collating, despatch	30.00	05-Apr-2013
E0517	Daylight processing, viewing area With VDT, printer, for 2 Radiodiagnostic Rooms	21.00	05-Apr-2013
E0519	Daylight processing, viewing area With VDT, printer, for 4 Radiodiagnostic Rooms No room layout	40.00	05-Apr-2013
E0525	Daylight processing: laser print	8.00	05-Apr-2013
E0540	Clinical conference/seminar room: 25 places PACS No room layout	33.00	05-Apr-2013
E0601	Scanner room: Computed Tomography (CT) Modified, Room layout in preparation	36.00	05-Apr-2013
E0604	Control room: serving CT room No room layout	16.00	05-Apr-2013
E0608	Control room: serving 2 CT rooms No room layout	24.00	05-Apr-2013
E0701	Waiting 'hot' room: post-injection, 5 patients Radionuclide	20.00	05-Apr-2013
E0702	Waiting 'hot' room: post-injection, 7 patients Radionuclide	25.00	05-Apr-2013
E0709	Holding Isotope room Radionuclide No room layout	12.00	05-Apr-2013
E0710	Injection, isotope holding room Radionuclide No room layout	18.00	05-Apr-2013
E0711	Injection room Radionuclide No room layout	12.00	05-Apr-2013
E0712	Imaging room: Gamma Camera single detector Radionuclide	36.00	05-Apr-2013
E0713	Imaging room: Gamma Camera multi detector with stress facility Radionuclide	36.00	05-Apr-2013
E0714	Imaging room: Gamma Camera multi detector SPECT Radionuclide	36.00	05-Apr-2013

ADB	List of Rooms	17/3/2025

Project: ADB2013 Activity Database version 2013 © Crown Copyright

Filter:

Code	Description	Area (m²)	Date
E0801	Scanner room: Magnetic Resonance Imaging (MRI) closed bore No room layout	45.00	05-Apr-2013
E0802	Technical equipment room: serving MRI close bore	20.00	05-Apr-2013
E0804	Control room: serving MRI	16.00	05-Apr-2013
E0811	Control room: serving 2 MRI rooms No room layout	24.00	05-Apr-2013
E0901	Scanner room: Positron Emission Tomography (PET)	27.00	05-Apr-2013
E0902	Control room: serving PET No room layout	16.00	05-Apr-2013
E0904	Radiopharmaceutical delivery, preparation, disposal hold PET No room layout	12.00	05-Apr-2013
E0905	Waiting room: injection and post-injection wait PET No room layout	9.00	05-Apr-2013
F0308	Servery serving central dining room	10.00	05-Apr-2013
F0310	Servery serving cafe	14.00	05-Apr-2013
F0410	Cafe area: 20 places	35.00	05-Apr-2013
F0610	Restaurant: 20 places With emergency call. Central dining room	30.00	05-Apr-2013
F0611	Restaurant: 40 places With emergency call. Central dining room	60.50	05-Apr-2013
F0612	Restaurant: 60 places With emergency call. Central dining room	89.50	05-Apr-2013
G0158	Transfer room: inspection, assembly and packing (IAP) room raw materials	9.00	05-Apr-2013
G0171	Parking bay: large equipment	4.00	05-Apr-2013
G0171-02	Parking bay: mobile image intensifer	4.00	05-Apr-2013
G0171-05	Parking bay: neonatal transport incubator	4.00	05-Apr-2013
G0180	Parking bay	2.00	05-Apr-2013
G0180-01	Parking bay: resusitation trolley	2.00	05-Apr-2013
G0180-03	Parking bay: mobile hoist	2.00	05-Apr-2013
G0180-05	Parking bay: ultrasound unit	2.00	05-Apr-2013
G0180-06	Parking bay: mobile x-ray unit	2.00	05-Apr-2013
G0180-09	Parking bay: 1 wheelchair	2.00	05-Apr-2013
G0180-10	Parking bay: 3 wheelchairs	2.00	05-Apr-2013
G0180-13	Parking bay: echocardiograph unit	2.00	05-Apr-2013
G0322	Goods reception and unpacking area	26.00	05-Apr-2013
G0322-01	Goods reception and unpacking area	17.50	05-Apr-2013
G0407	Exit/parking bay: theatre: 1 bed/trolley	12.00	05-Apr-2013
G0504	Lobby: air lock to aseptic room	3.00	05-Apr-2013
G0505	Post-mortem room transit area with staff changing Gowning, boot wash floor tray	10.00	05-Apr-2013
G0510	Lobby: isolation room	5.00	05-Apr-2013
G0511	Lobby: PUVA rooms	6.50	05-Apr-2013
G0513	Renal dialysis workshop lobby: equipment awaiting repair Satellite dialysis	6.00	05-Apr-2013
G0514	Renal dialysis workshop lobby: equipment ready for use Satellite dialysis	6.00	05-Apr-2013
G0527	Lobby: SSD contaminated returns: 9 trolleys	19.00	05-Apr-2013
G0527-01	Lobby: SSD contaminated returns: 4 trolleys	10.00	05-Apr-2013

ADB	List of Rooms	17/3/2025

Project: ADB2013 Activity Database version 2013 © Crown Copyright

Filter:

Code	Description	Area (m²)	Date
G0530	Lobby: laboratory, high risk/containment level 3	5.00	15-Apr-2013
G0541	Lobby: barrier nursing: person access	6.00	05-Apr-2013
G0605	Ice making equipment bay	1.50	05-Apr-2013
G0703	Public telephone: kiosk, accessible	2.50	05-Apr-2013
	Psychiatric		
G0710	Telephone booth	1.50	05-Apr-2013
G0712	Telephone booth: wheelchair accessible	2.00	05-Apr-2013
G0821	Dispenser bay: entertainment card	2.00	05-Apr-2013
G0826	Dispenser bay: car park ticket	10.00	05-Apr-2013
G0930	Garden therapy area	0.00	05-Apr-2013
G0936	External play area including covered area	0.00	05-Apr-2013
H0105	Discussion/telemedicine room	10.00	05-Apr-2013
H0335	Study, quiet room: 5 patients	18.00	05-Apr-2013
H1131	Information/resource centre: 3 persons	12.00	05-Apr-2013
H1304	Seminar room: 24 places (including 1 wheelchair place)	32.00	05-Apr-2013
H1304-01	Seminar room: 10 places (including 1 wheelchair place)	19.50	05-Apr-2013
H1304-02	Seminar room: 20 places (including 1 wheelchair place)	28.00	05-Apr-2013
H1304-03	Seminar room: 30 places (including 2 wheelchair place)	37.00	05-Apr-2013
H1304-04	Skills laboratory: neonatal: 15 places	31.00	05-Apr-2013
H1313	Meeting room: 16 places (including 1 wheelchair place)	32.00	05-Apr-2013
H1313-01	Meeting room: 15 places (including 1 wheelchair place)	32.00	05-Apr-2013
H1322	Group room: free movement: 6 exercise mats.	32.00	05-Apr-2013
H1322-01	Group room: free movement: 10 exercise mats	50.00	05-Apr-2013
H1335	Group room: 7 places (including 1 wheelchair place)	16.00	05-Apr-2013
J0232	Reception: 2 person	11.00	05-Apr-2013
J0232-01	Reception: 1 person	8.50	05-Apr-2013
J0232-02	Reception: 3 person	14.50	05-Apr-2013
J0241	Self registration point	2.00	05-Apr-2013
J0304	Specimen reception	4.00	05-Apr-2013
J1155	Waiting area: 20 places (including 2 wheelchair places)	30.00	05-Apr-2013
J1155-01	Waiting area: 15 places (including 1wheelchair place)	22.50	05-Apr-2013
J1255	Waiting area: 5 places (including 1 wheelchair place)	9.00	05-Apr-2013
J1255-01	Waiting area: 10 places (including 1 wheelchair place)	15.00	05-Apr-2013
J1264	Waiting bay: 1 patient trolley/bed place	6.00	05-Apr-2013
J1413	Play area: 3 children.	6.00	05-Apr-2013
J1414	Play area: 3 children	4.50	05-Apr-2013
J1414-01	Play area: 5 children	7.50	05-Apr-2013
K0131	Pneumatic tube station	1.00	05-Apr-2013
K0303	Maintenance: workshop	11.00	05-Apr-2013
	Radiology		
K0331	Workshop: wheelchair maintenance	40.00	05-Apr-2013
	Rehabilitation		
K0336	Workshop: prosthetics repairs, adjustment	24.00	05-Apr-2013
	Orthotics		
K0378	Workshop: renal dialysis equipment	12.00	15-Apr-2013
	Wet, dry area		
K0420	Electronics workshop/laboratory	16.00	05-Apr-2013
K0421	Mechanical workshop and machine room	50.00	05-Apr-2013

ADB	List of Rooms	17/3/2025

Project: ADB2013 Activity Database version 2013 © Crown Copyright

Filter:

Code	Description	Area (m²)	Date
K0422	Dosimetry laboratory	28.00	05-Apr-2013
K0520	Computer equipment room: imaging	16.00	05-Apr-2013
K0901	Machine room: technician equipment room No room layout	16.00	05-Apr-2013
K0912	Computer communication: IT hub room	9.00	05-Apr-2013
K0915	PACS: IT core hub room No room layout	9.00	05-Apr-2013
K0920	PACS: server and archive room No room layout	13.50	05-Apr-2013
K0925	PACS: export server No room layout	5.00	05-Apr-2013
L0114	Store and preparation area: chemicals No room layout	10.50	05-Apr-2013
L0115	Store and preparation area: chemicals No room layout	21.00	05-Apr-2013
L0118	Laboratory: Chemical pathology, urgent test No room layout	31.50	05-Apr-2013
L0201	Automated laboratory No room layout	189.00	05-Apr-2013
L0204	Automated laboratory Version 2, with emergency shower No room layout	252.00	05-Apr-2013
L0301	Laboratory: Microbiology No room layout	126.00	05-Apr-2013
L0304	Laboratory: Microbiology, urgent tests No room layout	31.50	05-Apr-2013
L0315	Laboratory: primary analysis: 3 workstations	16.00	05-Apr-2013
L0320	Media preparation laboratory No room layout	10.50	05-Apr-2013
L0322	Plate pouring and media dispensing laboratory No room layout	10.50	05-Apr-2013
L0324	Plate pouring and media dispensing laboratory No room layout	21.00	05-Apr-2013
L0413	Laboratory: Haematology, urgent tests No room layout	31.50	05-Apr-2013
L0506	Specimen hold: out-of-hours bay No room layout	4.00	05-Apr-2013
L0510	Blood bank area No room layout	31.50	05-Apr-2013
L0513	Laboratory: blood grouping No room layout	31.50	05-Apr-2013
L0515	Laboratory: blood cross-matching No room layout	31.50	05-Apr-2013
L0604	Specialised laboratory: Containment level 3 No room layout	21.00	05-Apr-2013
L0605	Specialised laboratory: cell culture No room layout	31.50	05-Apr-2013
L0607	Specialised laboratory: chromatography testing and mass spectroscopy No room layout	31.50	05-Apr-2013
L0610	Specialised laboratory: immunoassay testing No room layout	31.50	05-Apr-2013
L0613	Specialised laboratory: trace metal testing No room layout	21.00	05-Apr-2013
L0616	Specialised laboratory: electrophoresis including PCR analysis No room layout	31.50	05-Apr-2013

ADB	List of Rooms	17/3/2025

Project: ADB2013 Activity Database version 2013 © Crown Copyright

Filter:

Code	Description	Area (m²)	Date
L0618	Specialised laboratory: flow cytometry No room layout	21.00	05-Apr-2013
L0620	Specialised laboratory: PCR sample preparation No room layout	10.50	05-Apr-2013
L0622	Specialised laboratory: PCR setup No room layout	21.00	05-Apr-2013
L0701	Laboratory: TEM sample preparation No room layout	10.50	05-Apr-2013
L0703	Laboratory: TEM microscope No room layout	21.00	05-Apr-2013
L0811	Specimen reception: Histopathology, sorting, request processing Room layout in preparation	31.50	05-Apr-2013
L0814	Laboratory: Histopathology, specimen cut-up area No room layout	31.50	05-Apr-2013
L0815	Laboratory: Histopathology, specimen cut-up area including wet specimen store No room layout	42.00	05-Apr-2013
L0817	Laboratory: Histopathology, high risk specimen cut-up area With safety cabinet class 1 No room layout	10.50	05-Apr-2013
L0818	Laboratory: Histopathology, processing No room layout	31.50	05-Apr-2013
L0819	Store: Histopathology, wet specimen No room layout	10.50	05-Apr-2013
L0821	Laboratory: Histopathology, general and special including resin work No room layout	126.00	05-Apr-2013
L0822	Laboratory: Histopathology, general No room layout	94.50	05-Apr-2013
L0823	Laboratory: Histopathology, resin work No room layout	31.50	05-Apr-2013
L0826	Store: Histopathology, slide and block No room layout	21.00	05-Apr-2013
L0828	Store and chemical preparation area: Histopathology No room layout	21.00	05-Apr-2013
L0830	Laboratory: Histopathology, urgent frozen section No room layout	31.50	05-Apr-2013
L0903	Specimen reception: Cytopathology No room layout	42.00	05-Apr-2013
L0904	Laboratory: Cytopathology, cytology processing No room layout	63.00	05-Apr-2013
L0905	Laboratory: Cytopathology, liquid based cytology processing No room layout	63.00	05-Apr-2013
L0907	Reporting room: Cytopathology, 12 workstations No room layout	63.00	05-Apr-2013
L0909	Screening area: Cytopathology, 12 workstations No room layout	63.00	05-Apr-2013
L0910	Store: Cytopathology, slide No room layout	31.50	05-Apr-2013
L1120	Reception: departmental and specimen No room layout	10.50	05-Apr-2013
L1126	Central wash-up Pathology No room layout	21.00	05-Apr-2013
L1130	Sorting and request processing area: specimen No room layout	10.50	05-Apr-2013

ADB	List of Rooms	17/3/2025

Project: ADB2013 Activity Database version 2013 © Crown Copyright

Filter:

Code	Description	Area (m²)	Date
L1131	Sorting and request processing area: specimen No room layout	21.00	05-Apr-2013
L1136	Processing area: specimen No room layout	10.50	05-Apr-2013
L1137	Processing area: specimen No room layout	21.00	05-Apr-2013
L1138	Processing area: specimen No room layout	31.50	05-Apr-2013
L1140	Common equipment room Laboratory No room layout	21.00	05-Apr-2013
L1142	Refrigerator/freezer room Pathology No room layout	21.00	05-Apr-2013
L1143	Refrigerator/freezer room Pathology No room layout	31.50	05-Apr-2013
L1145	Cold room: 4 deg C Pathology No room layout	21.00	05-Apr-2013
L1147	Cryopreservation room Laboratory No room layout	21.00	05-Apr-2013
L1148	Cryopreservation room Laboratory No room layout	31.50	05-Apr-2013
L1151	Hot room: 37 DegC Microbiology No room layout	21.00	05-Apr-2013
L1152	Hot room: 37 DegC Microbiology No room layout	31.50	05-Apr-2013
L1153	Darkroom No room layout	10.50	05-Apr-2013
L1154	Darkroom Microbiology No room layout	31.50	05-Apr-2013
L1156	Centrifuge room Laboratory No room layout	21.00	05-Apr-2013
L1162	Sterilizer loading/unloading area: 2 autoclaves/sterilizers Pathology No room layout	21.00	05-Apr-2013
L1308	Near patient testing room	8.00	05-Apr-2013
L1602	Medical observation area, 6 - 8 person Mortuary	8.00	05-Apr-2013
L1607	Dirty utility and instrument store Mortuary	12.00	05-Apr-2013
L1609	Bier room	10.00	05-Apr-2013
L1610	Body viewing room	8.00	05-Apr-2013
L1613	Body store and handling area: 2 bays single ended, 10 bodies	18.00	05-Apr-2013
L1625	Body store and handling area: 5 bays double ended, 25 bodies	37.00	05-Apr-2013
L1627	Body store and handling area: 7 bays double ended, 35 bodies	50.00	05-Apr-2013
L1628	Body store and handling area: 15 bays double ended, 75 bodies	100.00	05-Apr-2013

ADB	List of Rooms	17/3/2025

Project: ADB2013 Activity Database version 2013 © Crown Copyright

Filter:

Code	Description	Area (m²)	Date
L1629	Body store and handling area: 20 bays double ended, 100 bodies	125.00	05-Apr-2013
L1641	Post-mortem room: 1 table, special procedures	27.00	05-Apr-2013
L1642	Post-mortem room: 2 tables Access to body store 5 bays	70.00	05-Apr-2013
L1643	Post-mortem room: 2 tables Access to body store 7 bays	75.00	05-Apr-2013
L1645	Post-mortem room: 3 tables Access to body store 15 bays	102.00	05-Apr-2013
L1647	Post-mortem room: 4 tables Access to body store 20 bays	135.00	05-Apr-2013
L1651	Temporary body store building (portable): 5 bays, 25 bodies Mortuary	29.00	05-Apr-2013
L1804	Service room: clinical equipment: 2 places	21.00	05-Apr-2013
L1804-01	Service room: clinical equipment	12.00	05-Apr-2013
L1804-03	Service room: clinical equipment	16.00	05-Apr-2013
M0251	Office: 1 person	8.00	05-Apr-2013
M0251-01	Office: clean area: 1 person	8.00	05-Apr-2013
M0252	Office: 2 person	12.00	05-Apr-2013
M0252-01	Office: clean area: 2 person	12.00	05-Apr-2013
M0252-02	Office: 3 person	18.00	05-Apr-2013
M0254	Office: 4 person	24.00	05-Apr-2013
M0268	Administration area: continuous use: 8 workstations	40.00	05-Apr-2013
M0268-01	Administration area: continuous use: 4 workstations	20.00	05-Apr-2013
M0268-02	Administration area: continuous use: 6 workstations	30.00	05-Apr-2013
M0278	Administration area: shared use: 8 workstations	40.00	05-Apr-2013
M0278-01	Administration area: shared use: 4 workstations	20.00	05-Apr-2013
M0278-02	Administration area: shared use: 6 workstations	30.00	05-Apr-2013
M0281	Quiet workspace	6.00	05-Apr-2013
M0326	Office: technical and data review: 3 workstations	12.00	05-Apr-2013
M0326-01	Office: technical and data review: 2 workstations	8.00	05-Apr-2013
M0326-02	Office: technical and data review: 4 workstations	16.00	05-Apr-2013
M0326-03	Office: cardiac catheter image review	16.00	05-Apr-2013
M0330	Office/meeting room: 10 places (including 2 workstations)	16.00	05-Apr-2013
M0330-01	Library/GP training room	16.00	05-Apr-2013
M0410	Photocoping/printing room	6.00	05-Apr-2013
M0521	Office: Principal pharmacist With light indicator CD	9.00	05-Apr-2013
M0524	Office and sample reception: pharmacist Quality Control	20.00	05-Apr-2013
M0564	Office/medicines information room: 4 workstations	24.00	05-Apr-2013
M0564-01	Office/medicines information room	16.00	05-Apr-2013
M0724	Interview room: 4 places (including 1 wheelchair place)	8.00	05-Apr-2013
M0727	Interview room: 7 places (including 1 wheelchair place)	12.00	05-Apr-2013
M0731	Breakout space: office	6.00	05-Apr-2013
M0731-01	Breakout space: patients	6.00	05-Apr-2013
M1026	Office: 2 staff Safe, cash point hatch	15.00	05-Apr-2013
M1035	Office records/clinical trials: 2 staff	15.50	05-Apr-2013
M1707	Duty room: 2 porters	5.00	05-Apr-2013

ADB	List of Rooms	17/3/2025

Project: ADB2013 Activity Database version 2013 © Crown Copyright

Filter:

Code	Description	Area (m²)	Date
M1713	Duty room: 6 porters	10.00	05-Apr-2013
N0107	Operating theatre: general	48.00	03-Oct-2011
N0108	Operating theatre: laminar flow	55.00	15-Apr-2013
N0111	Enhanced procedures room	20.00	05-Apr-2013
N0112	Operating theatre: cardiac	55.00	05-Apr-2013
N0218	Scrub-up and gowning room: 6 places	16.00	05-Apr-2013
N0219	Scrub-up and gowning bay: 2 places	7.00	05-Apr-2013
N0224	Scrub-up and gowning bay: 3 places	7.00	05-Apr-2013
N0225	Scrub-up and gowning room: 2 places	9.00	05-Apr-2013
N0226	Scrub-up and gowning room: 3 places	11.00	05-Apr-2013
N0307	Anaesthetic bay: 1 patient trolley	10.00	05-Apr-2013
N0310	Anaesthetic and recovery bay: 1 MRI trolley, 1 patient trolley space, 1 resuscitation trolley	20.00	05-Apr-2013
N0317-01	Anaesthetic room	19.00	05-Apr-2013
P0606	Pantry: cook-chill/hot trolleys, serving up to 24 person Emergency call lamp	12.00	05-Apr-2013
P0625	Pantry/refreshment area	8.00	05-Apr-2013
P0627	Ward pantry	12.00	05-Apr-2013
P0711	Mini kitchen	5.00	05-Apr-2013
P0808	Vending machines	3.00	05-Apr-2013
P0811	Drinking water dispenser	0.50	05-Apr-2013
P1012	Kitchen: milk feeds preparation	12.00	05-Apr-2013
Q0111	Activities of daily living: utility, laundry	11.00	05-Apr-2013
Q0114	Activities of daily living: kitchen With staff emergency call. Mental Illness	20.00	05-Apr-2013
Q0131	Activities of daily living: bedroom	16.00	05-Apr-2013
Q0134	Activities of daily living: kitchen	24.00	05-Apr-2013
Q0136	Activities of daily living: bathroom	16.00	05-Apr-2013
Q0304	Assessment, interview and treatment room	10.00	05-Apr-2013
Q0306	Wheelchair assessment area Rehabilitation	40.00	05-Apr-2013
Q0410	Arts and craft room: clean activity With staff emergency call	20.00	05-Apr-2013
Q0411	Arts and craft room: clean activity With staff emergency call. Older people	29.50	05-Apr-2013
Q0504	Light activity area: Occupational therapy, 10 patients Rehabilitation	70.00	05-Apr-2013
Q0506	Light activity area: Occupational therapy, 5 patients	21.00	05-Apr-2013
Q0508	General activities area: Occupational therapy/recreational With staff emergency call	15.00	05-Apr-2013
Q0510	Recreational: games room: Occupational therapy With staff emergency call	15.00	05-Apr-2013
Q0516	Light activity area: Occupational therapy, 15 patients Rehabilitation	110.00	05-Apr-2013
Q0517	Heavy activity area: Occupational therapy, 10 patients	90.00	05-Apr-2013
Q0519	Hydrotherapy pool hall	92.50	05-Apr-2013
Q0521	Hydrotherapy: laundry, utility room	10.00	05-Apr-2013
Q0523	Heavy activity area: Occupational therapy, 5 patients	50.00	05-Apr-2013
Q0524	Arts and crafts room: Occupational therapy Clean, dirty activities. Staff emergency call	25.00	05-Apr-2013

ADB	List of Rooms	17/3/2025

Project: ADB2013 Activity Database version 2013 © Crown Copyright

Filter:

Code	Description	Area (m²)	Date
Q0525	Arts and crafts room: Occupational therapy Clean and dirty activities. Staff emergency call	30.00	05-Apr-2013
Q0527	IT therapy room: Occupational therapy, 2 patients 2 Computers, 1 printer	10.00	05-Apr-2013
Q0528	IT therapy room: Occupational therapy, 3 patients 3 Computers, printer	15.00	05-Apr-2013
Q0602	Fitness room With staff emergency call	24.00	05-Apr-2013
Q0611	Activities area: Physiotherapy, 10 places With staff emergency call. Older people	24.00	05-Apr-2013
Q0615	Gymnasium: large With staff emergency call	299.50	05-Apr-2013
R0902	Decontamination room: dirty instruments	12.00	05-Apr-2013
R0904	Decontamination room: clean instruments	12.00	05-Apr-2013
R1006	Packing room: ethylene oxide	11.00	05-Apr-2013
R1008	Preconditioning room: ethylene oxide	3.50	05-Apr-2013
R1010	Sterilizer loading room: ethylene oxide	13.00	05-Apr-2013
R1014	Industrial gas cylinder and manifold room: ethylene oxide	2.50	05-Apr-2013
R1016	Degassing and quarantine room Ethylene oxide	11.00	05-Apr-2013
R1017	Processing room Ethylene oxide	14.00	05-Apr-2013
R1018	Aeration room Ethylene oxide	4.00	05-Apr-2013
R1021	Wash room: 2 washer-disinfectors, single chamber No room layout	54.00	05-Apr-2013
R1023	Wash room: 2 washer-disinfectors, multi chamber No room layout	76.50	05-Apr-2013
R1025	Wash room: 7 washer-disinfectors, multi chamber No room layout	200.00	05-Apr-2013
R1027	Wash room: 7 washer-disinfectors, multi chamber with automated handling system No room layout	259.00	05-Apr-2013
R1032	Wash area: 2 pass-through trolley washers No room layout	15.00	05-Apr-2013
R1034	Wash area: 4 pass-through trolley washers No room layout	30.00	05-Apr-2013
R1041	Inspection, assembly, packing (IAP) room: 2 workstations Served 2 single washer/disinfectors No room layout	54.00	05-Apr-2013
R1043	Inspection, assembly, packing (IAP) room: 10 workstations Served by 2 multi chamber washer/disinfectors No room layout	104.00	05-Apr-2013
R1045	Inspection, assembly, packing (IAP) room: 30 workstations Served 7 multi chamber washer/disinfectors No room layout	238.00	05-Apr-2013
R1047	Inspection, assembly, packing (IAP) room: 30 workstations with automated handling system Served 7 multi chamber washer/disinfectors, automated handling system No room layout	254.00	05-Apr-2013
R1052	Loading/unloading area: 2 sterilizers No room layout	29.50	05-Apr-2013
R1053	Loading/unloading area: 3 sterilizers No room layout	38.00	05-Apr-2013

ADB	List of Rooms	17/3/2025

Project: ADB2013 Activity Database version 2013 © Crown Copyright

Filter:

Code	Description	Area (m²)	Date
R1056	Loading/unloading area: 9 sterilizers No room layout	99.00	05-Apr-2013
R1064	Cooling area: serving 3 sterilizers	14.50	05-Apr-2013
R1064-01	Cooling area: serving 2 sterilizers	13.00	05-Apr-2013
R1064-02	Cooling area: serving 9 sterilizers	36.00	05-Apr-2013
R1074	Despatch area: SSD: 9 trolleys and 2 tugs	35.00	05-Apr-2013
R1074-01	Despatch area: SSD: 4 trolleys and 2 tugs	27.00	05-Apr-2013
R1074-02	Despatch area: SSD: 35 trolleys and 4 tugs	80.00	05-Apr-2013
R1080	Test room: equipment and data SSD No room layout	15.00	05-Apr-2013
S0012	Infant feeding room	6.00	05-Apr-2013
S0026	Bereavement interview room	8.00	05-Apr-2013
S0027	Bereavement viewing room	12.00	05-Apr-2013
S0028	Counselling room with beverage bay: 8 person Family	16.00	05-Apr-2013
S0045	Multi-faith, quiet room: 5 person	12.00	05-Apr-2013
S0062	Special room: distressed/disturbed patient	11.00	05-Apr-2013
T0106	Staff base: 3 staff, ward Mental Illness	10.00	05-Apr-2013
T0110	Staff base: 1 staff	4.00	05-Apr-2013
T0151	Touchdown base	2.00	05-Apr-2013
T0211	Staff communication base: 2 places	11.00	05-Apr-2013
T0211-01	Staff communication base: 1 place	8.50	05-Apr-2013
T0211-02	Staff communication base: 3 places	14.50	05-Apr-2013
T0213	Staff communication base: recovery: 2 places	13.00	05-Apr-2013
T0214	Staff communication base: critical care: 4 places	20.00	05-Apr-2013
T0214-01	Staff communication base: critical care: 6 places	24.00	05-Apr-2013
T0214-02	Staff communication base: critical care: 8 places	30.00	05-Apr-2013
T0214-03	Staff communication base: critical care: 2 places	13.00	05-Apr-2013
T0316	Supplies base	10.00	05-Apr-2013
T0511	Clean utility with catheter storage	14.00	05-Apr-2013
T0516	Clean utility: barium preparation	5.50	05-Apr-2013
T0522	Preparation room	12.00	05-Apr-2013
T0522-01	Preparation room: shared between theatres	20.00	05-Apr-2013
T0522-02	Preparation room: shared between catheter laboratories	12.00	05-Apr-2013
T0529	Preparation room: sealed radioactive source material	12.00	05-Apr-2013
T0531	Preparation room: catheter laboratories/enhanced procedures	9.00	05-Apr-2013
T0535	Clean utility room	16.00	05-Apr-2013
T0535-03	Clean utility with controlled drugs	8.00	05-Apr-2013
T0538	Clean utility room: without controlled drugs cupboard	8.00	05-Apr-2013
T0538-01	Clean utility room: without controlled drugs cupboard	16.00	05-Apr-2013
T0540	Medicine store/preparation room	8.00	05-Apr-2013
T0551	Workroom: perfusion	35.00	05-Apr-2013
T0551-02	Store: perfusion	20.00	05-Apr-2013
T0604	Clean utility with medicine trolley and resuscitation trolley Mental Illness	9.00	05-Apr-2013
V0323	Gowning room: SSD wash room: 3 places	8.00	05-Apr-2013

ADB	List of Rooms	17/3/2025

Project: ADB2013 Activity Database version 2013 © Crown Copyright

Filter:

Code	Description	Area (m²)	Date
V0323-01	Gowning room: SSD wash room: 9 places	16.00	05-Apr-2013
V0334	Gowning room: SSD IAP room: 6 places	14.00	05-Apr-2013
V0334-01	Gowning room: SSD IAP room: 3 places	11.00	05-Apr-2013
V0334-02	Gowning room: SSD IAP room: 18 places	30.00	05-Apr-2013
V0344	Changing room: clean area: first stage	12.00	05-Apr-2013
V0344-01	Changing room: clean area: first stage	11.00	05-Apr-2013
V0348	Changing room: clean area: second stage	9.00	05-Apr-2013
V0348-01	Changing room: clean area: second stage	7.00	05-Apr-2013
V0554	Staff communal changing room: 20 lockers	20.00	05-Apr-2013
V0554-01	Staff communal changing room: 5 lockers	8.50	05-Apr-2013
V0554-02	Staff communal changing room: 10 lockers	11.00	05-Apr-2013
V0554-03	Staff communal changing room: 30 lockers	30.00	05-Apr-2013
V0653	Locker bay: 12 small lockers	1.50	05-Apr-2013
V0667	Uniform exchange: 70 lockers	7.00	05-Apr-2013
V0667-01	Uniform exchange: 30 lockers	3.00	05-Apr-2013
V0667-02	Uniform exchange: 100 lockers	10.00	05-Apr-2013
V0671	Visitors' hygiene/locker station	8.00	05-Apr-2013
V0671-01	Visitors' hygiene/locker station	3.00	05-Apr-2013
V0671-02	Visitors' hygiene station	2.00	05-Apr-2013
V0709	Patient changing room with cubicles, shower and wash: 10 places 3 cubicles, 10 lockers. Physiotherapy	15.50	05-Apr-2013
V0725	Changing room: semi-ambulant	2.00	05-Apr-2013
V0725-01	Changing room: semi-ambulant: pass-through	2.50	05-Apr-2013
V0726	Changing room: independent wheelchair	4.50	05-Apr-2013
V0726-01	Changing room: independent wheelchair: pass-through	5.00	05-Apr-2013
V0909	WC and handrinse: assisted wheelchair accessible With unbreakable mirror	4.50	05-Apr-2013
V0910	WC and handrinse: independent wheelchair accessible With unbreakable mirror, ss basin and WC	4.50	15-Apr-2013
V0922	WC: independent wheelchair	4.50	05-Apr-2013
V0923	WC: independent wheelchair/semi-ambulant	5.50	05-Apr-2013
V1010	WC: ambulant	2.00	05-Apr-2013
V1121	WC: semi-ambulant	2.50	05-Apr-2013
V1121-01	WC: semi-ambulant: in-patient	2.00	05-Apr-2013
V1121-02	WC: semi-ambulant with disposal unit	4.00	05-Apr-2013
V1131	Nappy changing room	5.00	05-Apr-2013
V1133	Changing room and toilet: accompanied: single-sided changing table access	9.00	05-Apr-2013
V1134	Changing room and toilet: accompanied: double-sided changing table access	11.50	05-Apr-2013
V1221	WC: assisted	7.50	05-Apr-2013
V1315	Shower, WC and wash: en-suite, ambulant With unbreakable mirror.	4.50	05-Apr-2013
V1321	Shower room: ambulant	2.50	05-Apr-2013
V1323	Shower room: semi-ambulant: standing use	5.00	05-Apr-2013
V1609	Shower, WC and wash: assisted wheelchair accessible With unbreakable mirror No room layout	7.00	05-Apr-2013

ADB	List of Rooms	17/3/2025

Project: ADB2013 Activity Database version 2013 © Crown Copyright

Filter:

Code	Description	Area (m²)	Date
V1618	Shower: pool entry area, ambulant Hydrotherapy suite	2.50	05-Apr-2013
V1619	Shower: pool entry area, trolley Hydrotherapy suite	10.00	05-Apr-2013
V1625	Shower, WC and wash: en-suite, assisted wheelchair accessible Non-touch WC cistern	6.00	05-Apr-2013
V1631	Shower room: independent wheelchair	7.00	05-Apr-2013
V1635	Shower room: assisted	8.00	05-Apr-2013
V1635-01	Shower room: assisted: in-patient	6.50	05-Apr-2013
V1638	Shower room: trolley access	13.00	05-Apr-2013
V1639	Shower room: trolley access: private use	8.50	05-Apr-2013
V1643	Shower room: en-suite	5.00	05-Apr-2013
V1645	Shower room: en-suite: chamfered	4.50	05-Apr-2013
V1708	Bath, WC and wash: assisted Mobile hoist, unbreakable mirror	14.00	05-Apr-2013
V1714	Bath, WC and personal wash: assisted, treatment End access	15.00	15-Apr-2013
V1715	Bath, WC and wash: en-suite, wheelchair accessible Domestic type, with unbreakable mirror	7.00	05-Apr-2013
V1726	Bathroom: semi-ambulant	6.00	05-Apr-2013
V1727	Bathroom with bidet: semi-ambulant	7.50	05-Apr-2013
V1731	Bathroom: independent wheelchair	9.00	05-Apr-2013
V1736	Bathroom: assisted	15.00	05-Apr-2013
V1906	WC, wash: wheelchair accessible, radiation protective	4.50	05-Apr-2013
V2004	Hairdresserand beauty room	11.00	05-Apr-2013
V2203	Cloakroom: 10 places	2.00	05-Apr-2013
V2205	Cloakroom: 24 places With small lockers	7.00	05-Apr-2013
V2208	Cloakroom: 10 places With slimline lockers	7.00	05-Apr-2013
W0131	Store: equipment: local to theatre	1.00	05-Apr-2013
W0213	Store: clean equipment and assembly Pharmacy support services	6.00	05-Apr-2013
W0216	Despatch assembly area Pharmacy support services, Purchase and distribution	36.50	05-Apr-2013
W0219	Refuse collection area Pharmacy support services, Purchase and distribution	25.00	05-Apr-2013
W0223	Store: quarantine Pharmacy support services, non-sterile manufacturing	21.00	05-Apr-2013
W0262	Bulk storage area: pharmaceuticals	82.00	05-Apr-2013
W0262-01	Bulk storage area: including refrigerators: pharmaceuticals	59.00	05-Apr-2013
W0262-02	Bulk storage area: pharmaceuticals	102.00	05-Apr-2013
W0266	Store: materials/consumables	21.00	05-Apr-2013
W0267	Ward stock distribution area: 15 trolleys	19.00	05-Apr-2013
W0267-01	Ward stock distribution area: 6 trolleys	12.00	05-Apr-2013
W0269	Store: quarantine area: pharmaceuticals	25.00	05-Apr-2013
W0272	Store secure: controlled drugs	15.00	05-Apr-2013
W0272-01	Store secure: controlled drugs	12.00	05-Apr-2013
W0274	Store: medicines	12.00	05-Apr-2013
W0274-01	Store: medicines	8.00	05-Apr-2013

ADB	List of Rooms	17/3/2025

Project: ADB2013 Activity Database version 2013 © Crown Copyright

Filter:

Code	Description	Area (m²)	Date
W0284	Store: radioactive generator	3.00	05-Apr-2013
W0291	Cool store: temperature controlled	12.00	05-Apr-2013
W0291-01	Cool store: temperature controlled	18.00	05-Apr-2013
W0293	Store: emergency medications	6.00	05-Apr-2013
W0335	Store PACS: long term CD's, tapes No room layout	30.00	05-Apr-2013
W0524	Store: SSD processed products: serving 3 sterilizers	30.00	05-Apr-2013
W0524-01	Store: SSD processed products: serving 2 sterilizers	20.00	05-Apr-2013
W0524-02	Store: SSD processed products: serving 9 sterilizers	90.00	05-Apr-2013
W0540	Store: clinical/sterile supplies	8.00	05-Apr-2013
W0540-01	Store: clinical/sterile supplies	12.00	05-Apr-2013
W0540-02	Store: clinical/sterile supplies	16.00	05-Apr-2013
W0610	Store: sealed radioactive source	8.00	05-Apr-2013
W0615	Store: protective clothing	2.00	05-Apr-2013
W0625	Scrub suit supply	4.00	05-Apr-2013
W0652	Blood refrigerator bay	2.00	05-Apr-2013
W0812	Store: records	12.00	05-Apr-2013
W0820	Store: computer back-up data	0.00	05-Apr-2013
W1210	Store: exercise equipment, activity area	6.00	05-Apr-2013
W1211	Store: materials and equipment Occupational therapy	39.50	05-Apr-2013
W1215	Store: exercise equipment, therapy treatment cubicles	6.00	05-Apr-2013
W1219	Store: timber and metal Occupational therapy	20.00	05-Apr-2013
W1220	Store: on-going work Occupational therapy	7.00	05-Apr-2013
W1221	Store: materials and equipment Occupational therapy	27.00	05-Apr-2013
W1223	Store: 10 assessment wheelchairs	15.00	05-Apr-2013
W1226	Store: exercise equipment, activity area	12.00	05-Apr-2013
W1227	Store: equipment, hydrotherapy pool and cleaning Modified room layout in preparation	7.00	05-Apr-2013
W1233	Store: wheelchair workshop Rehabilitation Engineering	20.00	05-Apr-2013
W1234	Store: orthotics workshop	7.00	05-Apr-2013
W1236	Store: orthotics supply and fitting	25.00	05-Apr-2013
W1243	Store: materials, equipment and on-going work Occupational therapy	9.00	05-Apr-2013
W1303	Store: major incident equipment	6.00	05-Apr-2013
W1402	Store: patients clothing and personal effects	10.00	05-Apr-2013
W1405	Store: patients clothing and personal effects	15.00	05-Apr-2013
W1406	Store: patients clothing and personal effects	6.00	05-Apr-2013
W1440	Store: bulk clinical supplies	32.00	05-Apr-2013
W1440-01	Store: bulk clinical supplies	40.00	05-Apr-2013
W1440-02	Store: bulk clinical supplies	80.00	05-Apr-2013
W1440-03	Store: bulk clinical supplies	96.00	05-Apr-2013
W1450	Store: furniture	16.00	05-Apr-2013
W1450-01	Store: furniture	24.00	05-Apr-2013
W1450-02	Store: furniture	32.00	05-Apr-2013

ADB	List of Rooms	17/3/2025

Project: ADB2013 Activity Database version 2013 © Crown Copyright
Filter:

Code	Description	Area (m²)	Date
W1475	Clean supply room	16.00	05-Apr-2013
W1524	Store: workshop, renal dialysis equipment	6.00	05-Apr-2013
W1573	Store: liquid nitrogen	4.00	05-Apr-2013
W1584	Store: clinical equipment	16.00	05-Apr-2013
W1584-01	Store: clinical equipment	8.00	05-Apr-2013
W1584-02	Store: clinical equipment	12.00	05-Apr-2013
W1584-03	Store: clinical equipment	32.00	05-Apr-2013
W1584-04	Store: clinical equipment	40.00	05-Apr-2013
W1584-05	Store: clinical equipment	48.00	05-Apr-2013
W1585	Store: general	12.00	05-Apr-2013
W1585-01	Store: general	4.00	05-Apr-2013
W1585-02	Store: general	8.00	05-Apr-2013
W1585-03	Store: general	16.00	05-Apr-2013
W1590	Store: ready to use medical gas cylinders	4.00	05-Apr-2013
W1594	Store: linen	6.00	05-Apr-2013
W1594-01	Store: linen	3.00	05-Apr-2013
W1597	Store: refrigerated supplies	8.00	05-Apr-2013
W1598	External store: flammable goods	12.00	05-Apr-2013
W1598-01	External store: flammable goods	9.00	05-Apr-2013
W1620	Store: birthing room	4.00	05-Apr-2013
W1620-01	Store: birthing room: twin birth	6.00	05-Apr-2013
X0070	Treatment room: ophthalmic ultrasound	12.00	05-Apr-2013
X0104	Treatment room: ECT suite	17.00	05-Apr-2013
X0105	Treatment room with preparation area Children, young people	16.50	05-Apr-2013
X0113	Treatment room: Physiotherapy, 1 patient	12.00	05-Apr-2013
X0135	Treatment room: PUVA whole body	12.00	05-Apr-2013
X0136	Treatment room: PUVA hand/foot	12.00	05-Apr-2013
X0145	Treatment room: double-sided couch access	16.00	05-Apr-2013
X0145-01	Treatment room: ultrasound	16.00	05-Apr-2013
X0145-02	Treatment room: neonatal	16.00	05-Apr-2013
X0145-03	Treatment room: echocardiography	16.00	05-Apr-2013
X0145-05	Treatment room: chiropody/podiatry	16.00	05-Apr-2013
X0145-06	Treatment room: exercise stress echocardiography	16.00	05-Apr-2013
X0147	Treatment room: all-round couch access	16.00	05-Apr-2013
X0214	Treatment room: child	16.50	05-Apr-2013
X0220	Treatment room: urodynamics	22.50	05-Apr-2013
X0221	Treatment room: Endoscopy	22.00	05-Apr-2013
X0222	Treatment cubicles: Physiotherapy, 10 patients	100.00	05-Apr-2013
X0223	Treatment and preparation room: wax and ice, up to 3 patients	16.00	05-Apr-2013
X0225	Treatment cubicles: Physiotherapy, 15 patients	150.00	05-Apr-2013
X0229	Treatment room: Physiotherapy, traction, 1 patient	12.00	05-Apr-2013
X0231	Resuscitation bay: 1 place	10.00	05-Apr-2013
X0236	Resuscitation room: 3 places	89.00	05-Apr-2013
X0237	Resuscitation room: 4 places	116.00	05-Apr-2013
X0238	Resuscitation room: 5 places	143.00	05-Apr-2013
X0242	Treatment room: A&E, multi-functional	16.00	05-Apr-2013

ADB	List of Rooms	17/3/2025

Project: ADB2013 Activity Database version 2013 © Crown Copyright

Filter:

Code	Description	Area (m²)	Date
X0244	Treatment room: A&E, head and neck	16.00	05-Apr-2013
X0245	Treatment room: A&E, gynaecology/genitourinary colposcopy	16.00	05-Apr-2013
X0250	Treatment cubicle: dialysis, 1 patient With reclining chair	10.00	05-Apr-2013
X0251	Treatment cubicle: dialysis, 1 patient With bed	10.50	05-Apr-2013
X0252	Isolation treatment room: dialysis, 1 patient	13.50	05-Apr-2013
X0255	Treatment room: Continuous ambulatory peritoneal dialysis, 1 patient	16.50	05-Apr-2013
X0265	Treatment room: ophthalmic	16.00	05-Apr-2013
X0266	Plaster room	16.00	05-Apr-2013
X0267	Treatment room: ophthalmic laser	12.00	05-Apr-2013
X0268	Treatment room: ophthalmology psychophysical and electrophysical test	16.00	05-Apr-2013
X0271	Treatment room: oral and maxillofacial	20.00	05-Apr-2013
X0273	Consulting/ treatment room: multidisciplinary dental	20.00	05-Apr-2013
X0274	Treatment room: dental: 4 chairs	76.50	05-Apr-2013
X0278	Programming and testing room: implantable devices	16.00	05-Apr-2013
X0279	Treatment Room: ENT	16.00	05-Apr-2013
X0281	Preparation and splint fitting room	19.00	05-Apr-2013
X0301	Exercise Room	50.00	05-Apr-2013
X0312	Activity area: Physiotherapy, 5 patients	50.00	05-Apr-2013
X0325	Activity area: physiotherapy: 5 places	64.00	05-Apr-2013
X0612	Therapy room: children and young people	70.00	05-Apr-2013
X0702	Treatment and clean utility: Mental Illness	11.00	05-Apr-2013
X0703	Treatment and utility with medicine and resuscitation trolleys: Mental Illness	16.50	05-Apr-2013
X0704	Assessment and therapy room: 5 children	30.00	05-Apr-2013
X0705	Observation and recording room: child assessment and therapy Assessment room	11.00	05-Apr-2013
X0710	Pamper room	18.00	05-Apr-2013
X0712	Happy/calming room	12.00	05-Apr-2013
X0714	Snoezelen room	12.00	05-Apr-2013
X0716	Distressed patient room (Calming room)	12.00	05-Apr-2013
X1025	Neuroangiography room: biplane No room layout	55.00	05-Apr-2013
X1026	Control room: serving neuroangiography No room layout	16.00	05-Apr-2013
X1029	Laboratory: catheter; single plane	50.00	05-Apr-2013
X1030	Laboratory: catheter; biplane	50.00	05-Apr-2013
X1031	Control area: serving catheter laboratory	12.00	05-Apr-2013
X1031-01	Control area: serving 2 catheter laboratories	20.00	05-Apr-2013
X1035	Minor cardiac procedures room	28.00	05-Apr-2013
X1500	Treatment Room: chemotherapy	12.00	05-Apr-2013
X1500-01	Treatment Room: intrathecal chemotherapy	12.00	05-Apr-2013
X1505	Treatment room: chemotherapy: 4 patients	40.00	05-Apr-2013
X1505-01	Treatment room: chemotherapy: 6 patients	60.00	05-Apr-2013
X1510	Preparation room: chemotherapy	9.00	05-Apr-2013
X1510-01	Preparation room: chemotherapy	16.00	05-Apr-2013
X1821	CT simulator room	33.00	05-Apr-2013

ADB	List of Rooms	17/3/2025

Project: ADB2013 Activity Database version 2013 © Crown Copyright

Filter:

Code	Description	Area (m²)	Date
X1822	Control room: CT simulator room	18.00	05-Apr-2013
X1823	Mould room: radiotherapy impression and fitting	20.00	05-Apr-2013
X1824	Mould room: radiotherapy workshop	35.00	05-Apr-2013
X1826	Treatment planning room: radiotherapy: 8 workstations	40.00	05-Apr-2013
X1827	Treatment planning room: radiotherapy: 12 workstations	60.00	05-Apr-2013
X1828	Treatment planning room: radiotherapy: 20 workstations	100.00	05-Apr-2013
X2060	Treatment room: radiotherapy: linear accelerator bunker	160.00	05-Apr-2013
X2061	Control room: linear accelerator	20.00	05-Apr-2013
X2062	Treatment room: radiotherapy: orthovoltage/superficial x-ray	30.00	05-Apr-2013
X2063	Control room: orthovoltage/superficial x-ray	12.00	05-Apr-2013
X2068	Treatment room and maze: radiotherapy: HDR brachytherapy	68.00	05-Apr-2013
X2069	Control room: HDR brachytherapy	12.00	05-Apr-2013
X2072	Treatment room: radiotherapy: unsealed radioactive source brachytherapy	35.00	05-Apr-2013
Y0331	Dirty utility room: bedpan processing	12.00	05-Apr-2013
Y0335	Clinical equipment cleaning area	12.00	05-Apr-2013
Y0431	Dirty utility room	8.00	05-Apr-2013
Y0432	Dirty utility room: with SSD returns trolley	12.00	05-Apr-2013
Y0436	Dirty utility room: theatre	12.00	05-Apr-2013
Y0511	Utility: footwear washing	4.00	05-Apr-2013
Y0521	Laundry room: patients/parents	10.00	05-Apr-2013
Y0642	Disposal hold: 1700 litres	8.00	05-Apr-2013
Y0642-01	Hold: disposal, dual access	8.00	05-Apr-2013
Y0646	Disposal hold: 3000 litres	12.00	05-Apr-2013
Y0646-01	Disposal hold: 3000 litres: dual access	12.00	05-Apr-2013
Y0650	External secure waste collection area	0.00	05-Apr-2013
Y0661	Disposal hold: radioactive waste	3.00	05-Apr-2013
Y0706	Hold: contaminated returns, 4 SSD trolleys	8.00	05-Apr-2013
Y0708	Hold: contaminated returns, 6 SSD trolleys	12.00	05-Apr-2013
Y1509	Cleaners' room: clean areas	4.00	05-Apr-2013
Y1510	Cleaners' room	8.00	05-Apr-2013
Z0102	Dispensary counter service: Primary services, out-patients	12.00	05-Apr-2013
Z0103	Dispensary: Primary services, out-patients	25.00	05-Apr-2013
Z0103-01	Dispensary: non-chemotherapy drugs	8.00	05-Apr-2013
Z0104	Dispensary: Primary services	69.50	05-Apr-2013
Z0105	Dispensary: Primary services	95.00	05-Apr-2013
Z0106	In-process control laboratory: Primary services	15.50	05-Apr-2013
Z0108	Extemporaneous preparation No room layout	12.00	05-Apr-2013
Z0201	Aseptic support room	12.50	05-Apr-2013
Z0303	Aseptic room: sterile procedures Dispensing suite	7.50	05-Apr-2013
Z0303A	Aseptic room: sterile procedures Dispensing suite	9.00	05-Apr-2013
Z0402	Ingredient weighing: sterile Support services	7.50	05-Apr-2013
Z0403	Preparation and unpacking container: sterile	31.00	05-Apr-2013

ADB	List of Rooms	17/3/2025

Project: ADB2013 Activity Database version 2013 © Crown Copyright

Filter:

Code	Description	Area (m²)	Date
Z0404	Preparation room: sterile Support services	26.00	05-Apr-2013
Z0405	Filling area: sterile Support services	17.50	05-Apr-2013
Z0406	Transfer airlock: sterile Support services	8.00	05-Apr-2013
Z0408	Sterilization, Loading/Unloading Support services	31.50	05-Apr-2013
Z0409	Sterilizer maintenance area Support services	22.50	05-Apr-2013
Z0410	Inspection and labelling area Support services	29.50	05-Apr-2013
Z0412	Cooling area: sterile Support services	4.00	05-Apr-2013
Z0501	Ingredient weighing: non-sterile Support services	11.00	05-Apr-2013
Z0502	Dry products area: non-sterile Support services	16.00	05-Apr-2013
Z0503	Creams and ointment room: non-sterile	29.50	05-Apr-2013
Z0504	Liquid products area: non-sterile Support services	27.00	05-Apr-2013
Z0508	Container unpacking and preparation: non-sterile	37.00	05-Apr-2013
Z0509	Hazardous dry products room: non-sterile	8.50	05-Apr-2013
Z0510	Cleaning bay: non-sterile Support services	14.50	05-Apr-2013
Z0513	Packing area: tablet, assembly Support services	16.00	05-Apr-2013
Z0515	Flammable materials room: non-sterile Support services	14.50	05-Apr-2013
Z0516	Inspection and labelling area: non-sterile Support services	16.00	05-Apr-2013
Z0517	Cleaning room: assembly Support services	9.00	05-Apr-2013
Z0518	Container preparation area: assembly Support services	15.00	05-Apr-2013
Z0519	Products unpacking area: assembly Support services	10.00	05-Apr-2013
Z0521	Bulk liquid filling area: non-sterile Support services	15.00	05-Apr-2013
Z0522	Liquid filling area: assembly Support services	14.50	05-Apr-2013
Z0523	Creams and ointment filling area: assembly Support services	9.50	05-Apr-2013
Z0601	Chemical testing laboratory: Quality control Support services	51.00	05-Apr-2013
Z0602	Instrument laboratory: Quality control Support services	43.00	05-Apr-2013
Z0603	Test room: Quality control Microbiological testing suite	10.00	05-Apr-2013
Z0604	Ante-room: Quality control Microbiological testing suite	16.00	05-Apr-2013
Z0605	Laboratory workshop: Quality control Support services	10.00	05-Apr-2013
Z0802	Aseptic room: Radiopharmaceuticals, closed procedures	8.50	05-Apr-2013
Z0804	Support room: Radiopharmaceuticals	14.00	05-Apr-2013

ADB	List of Rooms	17/3/2025

Project: ADB2013 Activity Database version 2013 © Crown Copyright

Filter:

Code	Description	Area (m²)	Date
Z0807	Aseptic room: Radiopharmaceuticals, closed procedures No room layout	15.00	05-Apr-2013
Z0808	Aseptic room: Radiopharmaceuticals, open procedures No room layout	15.00	05-Apr-2013
Z0809	Preparation and store: Radiopharmaceuticals No room layout	20.00	05-Apr-2013

NIGHTINGALE
associates

NEW SOUTH GLASGOW HOSPITALS PROJECT

DESIGN WORK GROUPS & PACKAGE CO-ORDINATION SCHEDULE

Reporting Period 17/07/2012 - 20/08/2012 **Revision** 07

DESIGN WORK GROUP					WORK PACKAGE										LEAD	CONSULTANT
No.	Priority	Name	Meeting Date	Frequency	WP No.	Work Package	Package Launch Date	T2 Date	Issue Date	Aconex Ref	Status	Comments	Action	Date Required		
1		**Masterplan/External Works**														
		External Services													Jim Murray	BM
		External Works													Grant Wallace	BM
		Landscape													Alasdair Fernie	BM
		Roads													John Wiggett	NA
		Site levels													David Campbell	WSP
		Courtyards													Jamie Philip	WSP
															Eddie Picton	ZBP
															Laura Scott-Simmons	GIL
															Brendan Coffey	MER
															Jeff Murdoch	URS
DG 1	HIGH - 1	Construction Co-ordination Workshop	Tuesday	Weekly	**Masterplan/External Works**											
DG 1	MED - 2	Design Co-ordination Workshop	Wednesday	Monthly	**External Works & External Areas** (Main Meeting - All Attendees)											
			Wednesday	Fortnightly	Workshops - Attendees as required											
												Design Work Group Review meeting took place 09/05/12. Agenda split to cover the following - External Areas to the Building; Courtyards Internal to the Building; Roofs; Other Areas (Labs, Energy Centre, VIE, Car Parks)	GIL/WSP/ZBP/MER/NA			
	LOW - 3	Hard & Soft Landscaping			WP800b	Hard Landscaping Stage 3 - External Areas	06/11/2012	04/12/2012	25/01/2012	GIL-TRANSMIT-000113	ISSUED FOR T2	External Works Work Group meeting under way: No 1: 9th May 2012 No2: 13th June 2012 No 3: 18th July 2012 etc.	GIL/WSP/ZBP/MER/NA	Ongoing	Laura Scott-Simmons	GIL
					WP800a	Hard Landscaping Stage 3a	06/11/2012	04/12/2012	25/01/2012	GIL-TRANSMIT-000113	ISSUED FOR T2	Stage 3A appears to have been removed from the latest TES. BM to clarify?	BM			
					WP815	Hard Landscaping Stage 3 - Courtyards	06/11/2012	04/12/2012	25/01/2012	GIL-TRANSMIT-000113	ISSUED FOR T2	Courtyard External Works meeting scheduled for 27th June. BM Tender issue imminent - additional details to be issued. Procurement review meetingTBA.	GIL/NA/WSP/ZBP/BM	30/06/2012		
					tbc	Hard Landscaping Stage 3 - Roofs	06/11/2012	04/12/2012	25/01/2012	GIL-TRANSMIT-000113	ISSUED FOR T2	Specialist External Work Group meetings under way: 30th May 2012 - A+E/Discharge Lounge 20th June 2012 - Roofs (with Prater) 27th June 2012 - Courtyards	GIL/WSP/ZBP/MER/NA	Ongoing		
					tbc	Hard Landscaping Stage 3 - Other Areas	06/11/2012	04/12/2012	25/01/2012	GIL-TRANSMIT-000113	ISSUED FOR T2	External Works Work Group meeting under way: No 1: 9th May 2012 No2: 13th June 2012 No 3: 18th July 2012 etc.	GIL/WSP/ZBP/MER/NA	Ongoing		
					WP810a	Soft Landscaping/Planting Stage 3 - External Areas	17/07/2012	14/08/2012	25/01/2012	GIL-TRANSMIT-000113	ISSUED FOR T2	This package is to be brought forward to enable early purchase of trees. Construction programming issue in terms of installing trees into courtyards. INTERNAL PACKAGE REVIEW REQUIRED.	GIL/BM	August 2012	Laura Scott-Simmons	GIL
					WP815	Soft Landscaping/Planting Stage 3 - Courtyards	18th July 2012	End July 2012	12/07/12	GIL-TRANSMIT-000113 12.07.12 TBC	ISSUED FOR T2	Courtyard External Works meeting held 27th June. BM Tender issue imminent. T2 Courtyard WP update and full T2 Landscape Specification issued 12.07.12. Courtyard procurement review meeting (T2 Launch) arranged for 18th July 2012 with JM, GM and AF (BM). **Items to be developed for T3:** Extent of slab to C1, weight loading to roofs in C3 and C4, C8 layout, Vents to C9, drainage and lighting to all courtyards.	GIL/BM	Following T2 Tender Release		
					tbc	Soft Landscaping/Planting Stage 3 - Roofs	17/07/2012	14/08/2012	25/01/2012	GIL-TRANSMIT-000113	ISSUED FOR T2	Specialist External Work Group meetings under way: 30th May 2012 - A+E/Discharge Lounge 20th June 2012 - Roofs (with Prater) 27th June 2012 - Courtyards	GIL/WSP/ZBP/MER/NA	Ongoing		
					tbc	Soft Landscaping/Planting Stage 3 - Other Areas	17/07/2012	14/08/2012	25/01/2012	GIL-TRANSMIT-000113	ISSUED FOR T2	External Works Work Group meeting under way: No 1: 9th May 2012 No2: 13th June 2012 No 3: 18th July 2012 etc.	GIL/WSP/ZBP/MER/NA	Ongoing		
					WP810b	Soft Landscaping/Planting Stage 3a	06/11/2012	04/12/2012	25/01/2012	GIL-TRANSMIT-000113	ISSUED FOR T2	Stage 3A appears to have been removed from the latest TES. BM to clarify?	BM	**Outstanding**		
					WP801	Resin Pavings	06/11/2012	04/12/2012			ISSUED FOR T2	Design Work Group review of these packages took place at the External Works Group meeting on 09/05/12.	GIL/WSP/NA		Laura Scott-Simmons	GIL
					WP807	Playtop Surfaces	06/11/2012	04/12/2012			ISSUED FOR T2				Jim Murray	BM
					WP835	Buildersworks (External Landscaping)	06/11/2012	04/12/2012			ISSUED FOR T2					
DG 1	LOW - 3	Design Co-ordination Workshop			WP830	Fencing	06/11/2012	04/12/2012			ISSUED FOR T2	Design Work Group review of these packages took place at the External Works Group meeting on 09/05/12.	GIL/WSP/NA		Laura Scott-Simmons	GIL
		External Furniture			WP840	Street Furniture	06/11/2012	04/12/2012			ISSUED FOR T2		GIL/WSP			
					WP845	External Signage (Statutory & NHS)	06/11/2012	04/12/2012			ISSUED FOR T2	GIL to issue External Signage drawings and spec to NA for co-ordination with Signage meetings.	GIL/WSP/NA	Ongoing		
					tbc	Adoptable & Non-Adoptable Lighting	tbc	tbc			ISSUED FOR T2		GIL/WSP/ZBP/MER/NA			
					WP890 &WP895	Shelters (Art, Bus Shelters)	06/11/2012	04/12/2012			ISSUED FOR T2	Ginko informally noted 'Stage D' type info to be compiled by end August. Design workshop required with GIL and WSP prior to this.	GIL/WSP/ZBP/MER/NA	August 2012		
					WP860	Tensile Structures (Canopies)	24/09/2012	22/10/2012			ISSUED FOR T2		GIL/WSP/GIN			
					WP841	Children's Play Equipment	06/11/2012	04/12/2012			ISSUED FOR T2		GIL			
					tbc	CCTV	tbc	tbc			PENDING		GIL/WSP/ZBP/MER/NA			
DG 1	LOW - 3	Design Co-ordination Workshop			WP805a	Roadworks Stage 3	06/11/2012	04/12/2012			PENDING		WSP/GIL		David Campbell	WSP
		Roads			WP805b	Roadworks Stage 3a	06/11/2012	04/12/2012			PENDING		WSP/GIL		Laura Scott-Simmons	GIL
					WP856	Traffic Signals	06/11/2012	04/12/2012			PENDING		WSP		Jim Murray	BM
DG 1	LOW - 3	Design Co-ordination Workshop			WP010a	Early Demolition Stage 3A	?	27/01/2012			?	BM to review and confirm	BM		Jim Murray	BM
		Demolitions			WP010b	Demolition Stage 3A	?	26/02/2015			?	BM to review and confirm	BM			
					WP680	Alterations to Existing Buildings	13/03/2012	29/03/2012			PENDING	NA awaiting package scope confirmation	BM			

NIGHTINGALE
associates

NEW SOUTH GLASGOW HOSPITALS PROJECT

DESIGN WORK GROUPS & PACKAGE CO-ORDINATION SCHEDULE

Reporting Period 17/07/2012 - 20/08/2012 **Revision** 07

DESIGN WORK GROUP					WORK PACKAGE										LEAD	CONSULTANT
No.	Priority	Name	Meeting Date	Frequency	WP No.	Work Package	Package Launch Date	T2 Date	Issue Date	Aconex Ref	Status	Comments	Action	Date Required		
2		**Structural / Interface Co-ordination**														
		Columns & Shear Walls													Jim Murray	BM
		Structural Slabs													Grant Wallace	BM
		Slab Penetrations													Alasdair Fernie	BM
		Risers													Stuart Jackson	BM
		Drainage													Liane Edwards	NA
		Cores													Jason Truscott	NA
		Stairs													John Wiggett	NA
		Atrium Bridge													Justin Liebenberg	NA
		Slab Recesses													Neil McGarry	WSP
		Tunnel													Brendan Rooney	MER
		Tunnel interface with Labs													Mark Harris	ZBP
		Lifts & Escalators													Jeff Murdoch	URS
		AGVs														
		Basement Kitchen														
		Below ground waterproofing														
		Pop-Up Co-ordination														
		Manholes														
DG 2	HIGH - 1	Construction Co-ordination Workshop	Tuesday	Weekly	**Structural / Interface Co-ordination**							Monitored within WorkGroup				
												DPM not installed as NA design drawings. NA reviewing each 'as built' situation and providing comments/rectification as required. Programme of dates to be agreed. BM Construction proposing different product - NA require confirmation/clear instruction from BM. Meeting arranged 11/07/12 to review and agree final actions.	BM/NA	ongoing	John Wiggett/Peter Standley	NA
DG 2	MED - 2	Design Co-ordination Workshop	Wednesday		WP250	Level 12 Plantroom , Helipad & Top of Core G	08/02/2012 - completed	07/03/2012			IN PROGRESS	Appointment of Specialist Subcontractor required to allow structural design to be completed.	BM	ongoing	John Wiggett	NA
												Meeting took place 05/07/12 to review updated design drawings prior to issue to close out Planning issues (following receipt of updated NA drawings). Awaiting final NHS comments. NA to re-issue drawings 13/07/12; meeting with Planners w/c 16/07/12.	Closed	Complete		
												List of queries from NA to be responsed to by BM.	BM	Outstanding		
												Outstanding structural design input required to allow NA to complete T3 drawings. WSP require appointment of specialist subcontractor to allow development of steel design & avoid abortive work.	BM/WSP	Outstanding		
												NA awaiting BM confirmation of meeting date; all NA queries to be reviewed in the meeting (Sub-C input required to close out).	BM	07/09/2012		
DG 2	HIGH - 1	Subcontractor Co-ordination Workshop	Monday	Fortnightly	WP270	Atrium Link Structure Core C-D	04/07/2011 - completed	COMPLETE			CONSTRUCTION	Outstanding issue over joint detail to be resolved to ensure satisfactory aesthetic. NA issued design intent details to indicate over-cladding to bracing structure.	BM	Outstanding	Justin Liebenberg	NA
												NA currently reviewing handrail detail. Sketch issued to BM for review. Comments returned by BM 10/07/12. NA/WSP to resolve fixing detail to floor slab. To be anchored in slab, not welded - detail principle resolved.	Closed	Complete		
DG 2	MED - 2	Design Co-ordination Workshop	Tuesday		WP280	Structural Steel - Link Bridges (Neo & Neuro)	10/05/2012	07/06/2012			IN PROGRESS	Initial design completed to allow construction of piles. Main steel design in progress.	WSP	Outstanding	Justin Liebenberg	NA
												RDD comments returned - WSP to review ramps. Scope of works to existing buildings to be agreed.	WSP/BM	Outstanding		
												WSP issued draft drawing pack to BM/NA on 03/07/12. NA currently reviewing; BM to provide comments to release package for T1. NA note that GF steelwork up to date to match pile locations; 1F level steelwork still in previous location.	WSP/BM/NA	Outstanding		
												BM currently reviewing phasing of link bridges in the construction programme. Neo Bridge - Nov13 to Mar 14 (ties in with external works late Mar 14) to enable use of access route for another 6-8months. Neuro - move to May 14 (from Jul 13 - Nov 13). BM to review and agree logistics with NHS and issue programme to DT.	BM	01/10/2012		
												Next meeting arranged for 01/10/12 to progress design.	WSP/BM/NA/ZBP	01/10/2012		

NIGHTINGALE
associates

NEW SOUTH GLASGOW HOSPITALS PROJECT

DESIGN WORK GROUPS & PACKAGE CO-ORDINATION SCHEDULE

Reporting Period 17/07/2012 - 20/08/2012 **Revision** 07

DESIGN WORK GROUP					WORK PACKAGE										LEAD	CONSULTANT
No.	Priority	Name	Meeting Date	Frequency	WP No.	Work Package	Package Launch Date	T2 Date	Issue Date	Aconex Ref	Status	Comments	Action	Date Required		
3		**External Envelope**														
		Cladding													Jim Murray	BM
		Plant Rooms													Grant Wallace	BM
		Roofs													Alasdair Fernie	BM
		Roof Garden													Stuart Andrews	BM
		Bridge Links													John Wiggett	NA
		Helipad													Justin Liebenberg	NA
		Cleaning & Maintenance													John Young/Neil McGarry	WSP
		Planning Sample Approval													Andrew Percival	ZBP
															Laura Scott-Simmons	GIL
															Brendan Coffey	MER
															Jeff Murdoch	URS
DG 3	HIGH - 1	Subcontractor Co-ordination Workshop	Wednesday	Fortnightly	**External Envelope** - Unitised Cladding							Monitored within WorkGroup				
												Rostek appointed - BMU outstanding issues to be confirmed with specialist Subcontractor. BM to confirm subcontractor's design programme - no current progress to report. Rostek to attend SUK workshop 22/08/12.	BM	**Outstanding**	John Wiggett	NA
												Blinds - final operation/mechanism and blind detail (width) to be agreed with NHS. NHS rejected wand proposal. Full size mock-up currently being procured/manufactured by SUK (due for completion 10/09/12).	BM	10/09/2012		
												New Structal Wand proposal to be presented to NA 11/07/12. This is to combine the proposals to include first option teleflex head fixing with second option triangular wand. Date for NHS RDD review tbc by BM; sign-off process tbc by BM.	Closed	**Complete**		
DG 3	HIGH - 1	Subcontractor Co-ordination Workshop	Wednesday	Fortnightly	**External Envelope** - Podium Cladding & Roofs							Monitored within WorkGroup				
												NA Programme for T3 issue dates agreed with BM/Praters. Drawing Issues to be tracked on NA External Envelope Production Programme (Podium). NA updated programme; T3 dates revised to align with plantroom design and sign-off process. Feedback required from Praters/BM.	BM	**Outstanding**	John Wiggett	NA
												Praters Programme T3 discrepancies between steel design/installation dates/plantroom design etc. WSP have agreed steelwork dates to co-ordinate with Praters requirements; M&E design programme still behind/more critical. BM to confirm this is acceptable.	BM	**Outstanding**		
												BM are not issuing NA T3 drawings to Praters by agreed dates.	BM			
												Praters & Astins to have meeting 30/05/12 to resolve interface issues. BM to re-arrange as Praters were not in attendance.	BM	**Outstanding**		
					WP370	Windows & Glazing	completed	**COMPLETE**			**CONSTRUCTION**	Review of whole 'Entrance' elevation required to address Planning comments. Options issued to BM/Praters - response outstanding.	BM	**Outstanding**	Rob Hall/ Justin Liebenberg	NA
					WP395	Interstitial Blinds	completed	**COMPLETE**			**Design review following RDD**	NHS/BM to review & provide marked up amended 'scope' strategy requirements. Final design solution to be agreed to allow design completion. Subject to final full-size mock-up of 'toblerone' wand on site - due 10/09/12.	BM/NHS	10/09/2012	Jason Truscott	NA
					WP380	Glazed Automatic Doors	completed	**COMPLETE**			**Design review following RDD**	Further Subcontractor details to be provided for RDD submission to NHS. NA to review maximum sizes for revolving door to respond to NHS RDD comments on entrance proportional size. NA have issued options to BM/Praters increasing heights as requested. BM to issue to NHS under RDD. Awaiting confirmation of which option to complete work.	BM	**Outstanding**	Rob Hall/ John Wiggett	NA
					WP360	Soffit Cladding	completed	**COMPLETE**			**Design review - V/E option**	NA developing alternative design to Adult Main Entrance Soffit (fabric ceiling). Ongoing co-ordination with ZBP on levels of soffits ongoing.	NA	Ongoing	Rob Hall	NA
DG 3	HIGH - 1	Subcontractor Co-ordination Workshop	Tuesday		WP460	BMU Façade Cleaning System	12/09/2011 - completed	**COMPLETE**	14/10/2011	**NA-TRANSMIT-001870**	**Subcontractor Design Development**	Subcontractor drawings need to be updated to reflect current design & issued to Structal. Meeting 22/08/12 with Rostek to review updates to BMU@level 12 and monorail over core G.	BM/Sub-C	**22/08/2012**	John Wiggett	NA
DG 3	HIGH - 1	Subcontractor Co-ordination Workshop	tbc	tbc	WP702	Glazing & Cladding to Link Bridges (Neuro & Neo)	07/03/2012 - completed	**COMPLETE**	14/02/2012	**NA-TRANSMIT-002342**	**ISSUED FOR T2**	Tender Returns due back 27.01.12	BM	**Outstanding**	Justin Liebenberg	NA
									23/02/2012	**NA-TRANSMIT-002343**		Confirmation/further details required from BM re: pre-fab & construction sequencing. BM confirmed Neo-Natal to be in-situ; Neuro to be prefab. NA/WSP to update drawings for re-issue to discuss in meeting on 01/10/12.	BM/NA/WSP	for meeting on 01/10/12		
												Scope of works required for existing buildings (BM/NHS action)	BM/NHS	**Outstanding**		
												NHS requested heating to Neuro Link (ZBP to raise EWN - not in current design. BM to issue instruction to change design)	ZBP	**Outstanding**		
												ZBP to confirm M&E scope/brief.	ZBP	tbc		
DG 3	LOW - 3	Design Co-ordination Workshop	Wednesday		WP480	Glazed Canopies (Main Entrances)	29/10/2012	29/11/2012			**PENDING**	Planning concerns to Children's Entrance Canopy to be addressed. NA preparing options for review by BM.	NA	28/09/2012	Rob Hall; Justin Liebenberg	NA
DG 3	MED - 2	Design Co-ordination Workshop	Tuesday		WP671	Children's Sanctuary	18/05/2012	15/06/2012	20/06/2012	**NA-TTRAN-000019**	**ISSUED FOR T2**	Plinth detail to be updated; BM confirm likely to be added to Praters package scope.	BM/NA	**Outstanding**	Danielle Barnard	NA

NEW SOUTH GLASGOW HOSPITALS PROJECT

DESIGN WORK GROUPS & PACKAGE CO-ORDINATION SCHEDULE

Reporting Period 17/07/2012 - 20/08/2012 **Revision** 07

DESIGN WORK GROUP					WORK PACKAGE										LEAD	CONSULTANT
No.	Priority	Name	Meeting Date	Frequency	WP No.	Work Package	Package Launch Date	T2 Date	Issue Date	Aconex Ref	Status	Comments	Action	Date Required		
4		**Internal Fabric**														
		Services													Gavin Burnett	BM
		Equipment													Grant Wallace	BM
		Medical Planning													Alasdair Fernie	BM
		Reflected Ceilings													George Miller	BM
		M&E Systems													Paul Heath	BM
		CCTV													Ken Hall	BM
		Partitions & Dry Lining													Phil Biginton	BM
		Acoustics													Liane Edwards	NA
		Radiation Protection													Jason Truscott	NA
		Doors & Ironmongery													John Young/Neil McGarry	WSP
		Fixed Furniture													Neil Ross	ZBP
		Fixtures & Fittings													Brendan Rooney	MER
		Architectural Metalwork													Paul Goring	ACL
		Interior Design - Finishes													Jeff Murdoch	URS
		Wayfinding - Internal Signage														
		Art														
DG 4	HIGH - 1	Construction Co-ordination Workshop	Wednesday	Monthly	**Internal Fabric** - Partitions & Dry Lining Workshop to include Internal M&E Co-ordination issues							Monitored within WorkGroup				
												Progress ongoing as per 252 series programme	NA/BM	Ongoing	Liane Edwards	NA
												Co-ordination issues reviewed in 1:50 M&E Construction Meeting for PG1. Principles agreed for inclusion in T3 1:50 Equipment Plans. NA T3 programme agreed with BM - BM to manage NHS.	Closed	Process agreed	Sonja Von Maltzahn/Annie Cheung/Emma White	NA
												Additional M&E Co-ordination Review meetings tba following completion of RDD programme to ensure all comments co-ordinated from NA 1:50 plans to M&E construction drawings.	Closed	Process agreed		
												Internal M&E co-ordination issues to be monitored in Workgroup (items raised in 1:50 M&E Meeting).	Closed	Process agreed	Justin Liebenberg	NA
												The process/dates for the update of M&E drawings following co-ordination on NA 1:50 Equipment Plans needs to be agreed. This should include consideration to the concurrent return of NHS RDD comments on M&E Drawings.	Closed	Process agreed		
DG 4	HIGH - 1	Construction Co-ordination Workshop	Wednesday	Fortnightly		Acoustic Strategy						Acoustic Reports RDD comments received. ACL issued response on NCH Atrium noise levels to BM for review @ DTM 18/06/12. NA re-issued drawings; BM comments received; currently being reviewed. Meeting 20/08/12 to agree outstanding acousitc issues.	ACL/BM/NA	20/08/2012	Paul Goring	ACL
DG 4	HIGH - 1	Design Co-ordination Workshop			WP710	Internal Doors	26/03/2012	30/04/2012	25/05/2012	NA-TRANSMIT-002704	ISSUED FOR T2	Early doors & exemplar rooms T3 issued 20/07/12; PG01 T3 due to be issued 17/08/12. Refer to NA Programme.	NA	ongoing	Jason Truscott/Silvio Rodriguez/Andreas Schultz	NA
		Internal Doors & Ironmongery			WP711	Ironmongery to Internal Doors			25/05/2012	NA-TRANSMIT-002704		NA/MER review of access control PG01, 02 and 03 to commence 25/07/12. Final update required to advise TDSL of any discrepancies. NHS may need to be consulted to agree.	Closed	Complete		
												Building Control summary report currently being prepared to review proposals regarding locks on doors across escape routes with BCo 17/07/12.	Issued 27/08/12	ongoing		
		Internal Glazed Screens			WP708a	Internal Glazed Screens (Timber)		30/04/2012	21/05/2012	NA-TRANSMIT-002682	ISSUED FOR T2	Outstanding NHS commented RDD drawings urgently required.	Closed	Complete		
												Blind operation review work from external envelope to be carried through. BM/NHS to complete mark-ups on NA Strategy. NHS Design Philosophy for control mechanism received - control required both sides of al interstitial blinds.	Closed	Complete		
												Check if 'specialist' radiation screens in main package? NA suggest these are likely to be provided by a different Subcontractor, in particular screens to MRI rooms. TDSL confirmed only MRI doors & screens required to be excluded and part of specialist package. Note Aseptic Suite screens part of Aseptic package.	Closed	TDSL scope includes all excuding Aseptic & MRI		
												NA issued draft T3 programme for internal doors & timber screens, including secondary glazing. NA updated programme to pick up proposed BM amended production group sheets & accelerated dates; PG01 T3 to be issued 17/08/12.	Closed	Programme agreed		
												Access control & locking review took place with NHS 25/07/12. Strategy agreed with NHS and now being incorporated into the Internal Doors T3 pacakge for PG01.	NA/BM	In progress		
DG 4	MED - 2				WP720	General Joinery			08/03/2012	NA-TRANSMIT-002387	ISSUED FOR T2				Jason Truscott/Aurelio Bethencourt	NA
DG 4	HIGH - 1	Design Co-ordination Workshop			WP730a	Suspended Ceilings (Adult Podium)	07/02/2012 - completed	07/03/2012	07/03/2012	NA-TRANSMIT-002384	ISSUED FOR T2	New pendant location confirmation still required; BM to urgently action. Currently being marked up by NHS on NA drawings	BM	In progress	Liane Edwards/Mark Lloyd	NA
		Ceilings - Adult Podium			WP735a	MF Ceilings (Adult Podium)			09/03/2012	NA-TRANSMIT-002390		Change to Hospital Street tile plank size requested by BM. NA to advise on programme/possible cost implications (change to T2/T3 drawings, will also involve re-coordination & change to M&E drawings). NA to raise EWN & BM to instruct change. Being updated through PG sequence.	Closed	Process agreed; part of RCP programme		
									29/03/2012	NA-TRANSMIT-002461, 002462, 002463, 002464		PG02 RCP RDD meeting took place. 2 no. drawings to be urgently re-issued; currently awaiting updated CAD background from MER.	Closed	Complete		
									27/03/2012	NA-TRANSMIT-002448		NA reviewing RCP Programme/Co-ordination Process to improve; in particular with respect to RDD meetings with NHS.	NA/BM/MER	Ongoing		
												Additional late comments returned by BM on T2 details and specification. BM to ensure that they comment at the appropriate time according to the agreed programme/process. NA to update	NA/BM	In progress		
												Change to Hospital Street plasterboard margin; EWN raised against request by BM to omit. Discussions ongoing.	NA/BM/MER	Ongoing		

NEW SOUTH GLASGOW HOSPITALS PROJECT

DESIGN WORK GROUPS & PACKAGE CO-ORDINATION SCHEDULE

Reporting Period 17/07/2012 - 20/08/2012

Revision 07

DESIGN WORK GROUP					WORK PACKAGE										LEAD	CONSULTANT
No.	Priority	Name	Meeting Date	Frequency	WP No.	Work Package	Package Launch Date	T2 Date	Issue Date	Aconex Ref	Status	Comments	Action	Date Required		
DG 4	LOW - 3	Design Co-ordination Workshop			WP730b	Suspended Ceilings (Adult Tower)		19/11/2012			PENDING	Likely to be different Subcontractor to BM Procurement Strategy. NA specification to be followed to ensure consistant design/installation.			Mark Lloyd	NA
		Ceilings - Adult Tower			WP735b	MF Ceilings (Adult Tower)		03/12/2012			PENDING					
DG 4	LOW - 3	Design Co-ordination Workshop			WP730c	Suspended Ceilings (Children's)		06/12/2012			PENDING	Likely to be different Subcontractor to BM Procurement Strategy. NA specification to be followed to ensure consistant design/installation.			Mark Lloyd	NA
		Ceilings - Children's			WP735c	MF Ceilings (Children's)		20/12/2012			PENDING					
DG 4	HIGH - 1	Design Co-ordination Workshop			WP775a	Screeds (Adult Podium)	07/02/2012 - completed	05/03/2012	16/03/2012	NA-TRANSMIT-002417	ISSUED FOR T2	Further BM comments currently reviewed by NA.	NA	Ongoing	Andreas Schulz; Elizabeth Petrovitch	NA
		Finishes - Adult Podium			WP760a	Vinyl Floors (Adult Podium)			23/03/2012 & 30/03/2012	NA-TRANSMIT-002440 & 002472	ISSUED FOR T2					
					WP780a	Painting (Adult Podium)		23/04/2012	30/04/2012 & 03/05/2012	NA-TRANSMIT-002553 & 002566	ISSUED FOR T2	BM commented package returned. NA to review & respond.	NA	Outstanding		
											COMPLETE	Interior Design RDD Workshops completed. Final RDD approval of colours by NHS received. NA prepared a revised Level 04 wayfinding colour scheme in response to NHS comments. Alternative ensuite 'wet' vinyl product to be investigated due to potential cleaning issues & concerns relating to demenetia patients. Flooring updated to Aquarius product; approved by NHS.	Closed	Complete		
												PG01 Internal Finishes plans & Finishes Schedule issued for T3. BM comments received and NA to update.	NA	In progress		
DG 4	LOW - 3	Design Co-ordination Workshop			WP775b	Screeds (Adult Tower)		19/11/2012			PENDING	Likely to be different Subcontractor to BM Procurement Strategy. NA specification to be followed to ensure consistant design/installation.			Andreas Schulz; Elizabeth Petrovitch	NA
		Finishes - Adult Tower			WP760b	Vinyl Floors (Adult Tower)		18/10/2012			PENDING					
					WP780b	Painting (Adult Tower)		13/03/2013			PENDING					
											COMPLETE	Interior Design RDD Workshops completed. Final RDD approval of colours by NHS received. NA prepared a revised Level 04 wayfinding colour scheme in response to NHS comments. Alternative ensuite 'wet' vinyl product to be investigated due to potential cleaning issues & concerns relating to demenetia patients. Flooring updated to Aquarius product; approved by NHS.	Closed	Complete		
DG 4	LOW - 3	Design Co-ordination Workshop			WP775c	Screeds (Children's)		21/08/2012			PENDING	Likely to be different Subcontractor to BM Procurement Strategy. NA specification to be followed to ensure consistant design/installation.			Andreas Schulz; Elizabeth Petrovitch	NA
		Finishes - Children's			WP760c	Vinyl Floors (Children's)		04/12/2012			PENDING					
					WP780c	Painting (Children's)		31/01/2013			PENDING					
											COMPLETE	Interior Design RDD Workshops completed. Final RDD approval of colours by NHS received. NA prepared a revised Level 04 wayfinding colour scheme in response to NHS comments. Alternative ensuite 'wet' vinyl product to be investigated due to potential cleaning issues & concerns relating to demenetia patients. Flooring updated to Aquarius product; approved by NHS.	Closed	Complete		
DG 4	MED - 2	Design Co-ordination Workshop			WP900a	HTM Furniture (Adult Podium)		30/03/2012	30/04/2012	NA-TRANSMIT-002548	ISSUED FOR T2	Out for tender - additional Schedule of Equipment Queries issued with package for BM review following Subcontractor appointment. Meeting took place to review queries; to be tabled in NMS in 2/3 months.	BM/NA	Ongoing	Sonja Von Malthzahn; Annie Cheung	NA
		Fixed Furniture - Adult Podium			WP905a	Nurse Stations & Desks (Adult Podium)		23/04/2012	11/05/2012	NA-TRANSMIT-002605	ISSUED FOR T2	1:50 Equipment plans to be updated to reflect desk strategy drawings (final RDD comments from NHS awaited).	NA	Ongoing	Elizabeth Petrovitch; Lindsay Gibbon	NA
												NA reviewed Sub-C details with BM; mock-up carcass being prepared to agree final detail.	BM/NA	Ongoing		
DG 4	LOW - 3	Design Co-ordination Workshop			WP900b	HTM Furniture (Adult Tower)		18/10/2012			PENDING	Likely to be different Subcontractor to BM Procurement Strategy. NA specification to be followed to ensure consistant design/installation.			Elizabeth Petrovitch	NA
		Fixed Furniture - Adult Tower			WP905b	Nurse Stations & Desks (Adult Tower)		26/10/2012			PENDING	NHS comments from Interior Design RDD meeting presentations to be included.	NA		Sonja Von Malthzahn	NA
DG 4	LOW - 3	Design Co-ordination Workshop			WP900c	HTM Furniture (Children's)		15/01/2013			PENDING	Likely to be different Subcontractor to BM Procurement Strategy. NA specification to be followed to ensure consistant design/installation.			Elizabeth Petrovitch	NA
		Fixed Furniture - Children's			WP905c	Nurse Stations & Desks (Children's)		23/01/2013			PENDING	NHS comments from Interior Design RDD meeting presentations to be included.	NA		Sonja Von Malthzahn	NA
DG 4	LOW - 3	Design Co-ordination Workshop			WP705	Toilet Cubicles	14/05/12	13/02/2013	22/06/2023	NA-TRANSMIT-002803	ISSUED FOR T2	TES date moved to next year. NA progressing package.	Closed	Complete	Jason Truscott	NA
		Fixtures & Fittings - Adult Podium			WP709a	Wall Protection (Adult Podium)	12/06/12	10/07/2012	varies per Production Group	various per Production Group	COMPLETE	Detailed Wall Protection being added to 1:50 Equipment Plans for review by NHS under RDD.	Closed	Part of 1:50 programme	Sonja Von Malthzahn	NA
											IN PROGRESS	NA to issue Package Dashboard including spec and drawing no. references.	NA	07/09/2012		
											IN PROGRESS	BM request NA to produce set of standard details which reflect the agreed principles shown on the 1:50 plans.	NA	07/09/2012		
					WP902a	Cubicle Tracks (Adult Podium)	26/06/12	23/07/2012			IN PROGRESS	NA to issue Package Dashboard including spec and drawing no. references.	NA	07/09/2012		
DG 4	LOW - 3	Design Co-ordination Workshop			WP709b	Wall Protection (Adult Tower)		20/02/2013			PENDING	Likely to be different Subcontractor to BM Procurement Strategy. NA specification to be followed to ensure consistant design/installation.			Jason Truscott	NA
		Fixtures & Fittings - Adult Tower			WP902b	Cubicle Tracks (Adult Tower)		tbc			PENDING				Sonja Von Malthzahn	NA
DG 4	LOW - 3	Design Co-ordination Workshop			WP709c	Wall Protection (Children's)		26/04/2013			PENDING	Likely to be different Subcontractor to BM Procurement Strategy. NA specification to be followed to ensure consistant design/installation.			Jason Truscott	NA
		Fixtures & Fittings - Children's			WP902c	Cubicle Tracks (Adult Podium)		tbc			PENDING				Sonja Von Malthzahn	NA

NIGHTINGALE
associates

NEW SOUTH GLASGOW HOSPITALS PROJECT

DESIGN WORK GROUPS & PACKAGE CO-ORDINATION SCHEDULE

Reporting Period 17/07/2012 - 20/08/2012 **Revision** 07

DESIGN WORK GROUP					WORK PACKAGE										LEAD	CONSULTANT
No.	Priority	Name	Meeting Date	Frequency	WP No.	Work Package	Package Launch Date	T2 Date	Issue Date	Aconex Ref	Status	Comments	Action	Date Required		
DG 4	LOW - 3	Design Co-ordination Workshop			WP930a	Wayfinding Signage (Adult Podium)		14/01/2013			PENDING	T2 dates put back by BM. RDD meetings to be run with NHS to agree strategy prior to T2 issue.			Elizabeth Petrovitch	NA
		Internal Signage - Adult Podium			WP930a	Statutory Signage (Adult Podium)						RDD Stategy meetings commenced with NHS.	NA/BM	Ongoing	Jason Truscott	NA
DG 4	LOW - 3	Design Co-ordination Workshop			WP930b	Wayfinding Signage (Adult Tower)		14/03/2013			PENDING	T2 dates put back by BM. RDD meetings to be run with NHS to agree strategy prior to T2 issue.			Elizabeth Petrovitch	NA
		Internal Signage - Adult Tower			WP930b	Statutory Signage (Adult Tower)						RDD Stategy meetings commenced with NHS.	NA/BM	Ongoing	Jason Truscott	NA
DG 4	LOW - 3	Design Co-ordination Workshop			WP930c	Wayfinding Signage (Children's)		29/05/2013			PENDING	T2 dates put back by BM. RDD meetings to be run with NHS to agree strategy prior to T2 issue.			Elizabeth Petrovitch	NA
		Internal Signage - Children's			WP930c	Statutory Signage (Children's)						RDD Stategy meetings commenced with NHS.	NA/BM	Ongoing	Jason Truscott	NA

NIGHTINGALE
associates

NEW SOUTH GLASGOW HOSPITALS PROJECT

DESIGN WORK GROUPS & PACKAGE CO-ORDINATION SCHEDULE

Reporting Period 17/07/2012 - 20/08/2012 **Revision** 07

DESIGN WORK GROUP					WORK PACKAGE										LEAD	CONSULTANT
No.	Priority	Name	Meeting Date	Frequency	WP No.	Work Package	Package Launch Date	T2 Date	Issue Date	Aconex Ref	Status	Comments	Action	Date Required		
5		**Adult Atrium**														
DG 5	HIGH - 1	Design Co-ordination Workshop	Wednesday	monthly?	**Adult Atrium**						IN PROGRESS	Meeting to review T2 details with BM Construction Team required.	BM	Ongoing	Stephen O'Shea	NA
		Integration into RDD Interior Design Group presentations	(alternate with Children's Atrium)									Agree issue dates/priority tasks for T3.	BM	Ongoing	Rob Hall	NA
		Access & Maintenance Strategy										Access & Maintenance Meeting 23/08/12 to review overall atrium strategy with NHS.	NA/BM/URS	23/08/2012	Emma White	NA
		Co-ordination with M&E Feature Lighting										Atrium RDD presentations with NHS postponed until subcontractor details confirmed. New dates to be agreed when detailed programme agreed.	BM	Outstanding	Liane Edwards	NA
		Co-ordination with Astins													Justin Liebenberg	NA
		Fire Strategy													Jim Murray	BM
															Alasdair Fernie	BM
															John Curry	BM
															Paul Heath	BM
															Gavin Burnett	BM
															Ken Hall	BM
															Kenny Hamill	WSP
															John Young/Neil McGarry	WSP
															Andrew Percival	ZBP
															Brendan Rooney	MER
															Jeff Murdoch	URS
															tbc	Subcontractors
DG 5	HIGH - 1	ETFE Roof			WP420	ETFE inc Structural Support - Adults	03/10/2011 - completed	07/03/12	20/03/2012	NA-TTRAN-000002	Subcontractor Design Development	NHS request further details on ETFE roof during HDG held on 04/07/12, including exact burn-off locations - BM to advise when subcontractor drawings will be available.	BM	Ongoing	Stephen O'Shea	NA
												Subcontractor design has commenced; NA responding to queries as required.	BM/NA	Ongoing		
DG 5	HIGH - 1	Atrium Cladding			WP785a	Internal Wall Cladding - Adults Atrium Cores (C&D, A&B)	completed	13/02/2012	13/04/12, 17/04/12, 14/05/12 & 16/05/12	NA-TRANSMIT-002513, NA-TTRAN-000008, NA-TRANSMIT-002630 & 002661	ISSUED FOR T2	BM confirmed all core cladding options fit within Cost Plan. NA have reviewed the completed mock-up panels and provided comments; recommendation to progress to T3 with aluminium SAS panels. Currently liasing with subcontractor over panel sizes and corner details. BM to provide detailed programme for Adult Atrium for NA to review T3 dates. BM to provide additional hand-held samples with NA colour options (installed panel standard white RAL9010). Formal NHS RDD sample approval outstanding.	Closed	Complete	Stephen O'Shea; Rob Hall	NA
					WP785b	Internal Wall Cladding - Adults Atrium Ward Tower (Internal Corners)										
												Alternative metal cladding options with larger format panels being investigated by BM.	BM/NA	Ongoing		
												Astins to be appointed for atrium works to enable NA to complete detailing. BM to urgently action.	BM	Outstanding		
DG 5	HIGH - 1	Atrium Link Bridge	Monday	Fortnightly	WP701	Atrium Pods	30/01/2012	COMPLETE	10/04/2012	NA-TRANSMIT-002496	Subcontractor Design Development	Atrium Pod structure & cladding drawings to be issued on Aconex Workflow urgently by BM.	Closed	Complete	Justin Liebenberg	NA
												NA issued sample boards for RDD presentation to NHS on 22/05/12. NHS approval/sign-off of cladding sample colours outstanding. BM reviewed detailed programme - approvals required by end 30/07/12. NA re-presented alternative pod colours to NHS on 03/07/12. Samples did not arrive from Subcontrator - RDD sample approval outstanding. NHS approved colours of pods & cladding to FM side of bridge.	Closed	Complete	Jim Murray	BM
															JD Pierce	Subcontractor
			Monday	Fortnightly	WP790a	Atrium Glazing to link structure (Pre Pod Delivery)	30/01/2012	COMPLETE	10/04/2012	NA-TRANSMIT-002496	Subcontractor Design Development	Design drawings awaited from Sub-C for review. BM to issue on Aconex Workflow. Meeting to be arranged with NA/BM/WSP and Sub-C. Sub-C design to commence 23/07/12. Henshaws appointed.	BM	Ongoing		
												Handrail to take load and reduce glazing spec to bridge. NA/WSP to develop design intent. NA suggest this should be part of WP921 - Internal Stair & Balcony Balustrades.	NA/WSP	Ongoing		
															Charles Henshaw & Sons	Subcontractor
DG 5	HIGH - 1	Atrium Glazing			WP790b	Glazing to Adult's Atrium Ward Towers (Internal Corners)	completed	07/03/2012	14/05/12 & 16/05/2012	NA-TRANSMIT-002630 & 002661	ISSUED FOR T2	Adult Atrium RDD Workshop took place on 22/05/12. Package currently out to tender and NA/BM responding to Subcontractor queries. NA attended meeting with Henshaws on 04/07/12; additional information requested from Subcontractor to support tender. NA to update drawings to reflect amended glazing sizes due to core cladding construction design development.	NA/BM	ongoing	Stephen O'Shea; Rob Hall	NA
					WP790c	Glazing to Adult's Atrium Cores (A, B, C & D)	completed	07/03/2012	14/05/12 & 16/05/2012	NA-TRANSMIT-002630 & 002661	ISSUED FOR T2	BM to provide detailed programme for Adult Atrium for NA to review T3 dates.	BM	Outstanding		
DG 5	LOW - 3	Internal Roller Shutters			WP715	Internal Roller Shutters - Restaurant, Cafe, Pharmacy		25/01/2013			PENDING	Co-ordinate with Catering (CDS) package			Stephen O'Shea	NA
DG 5	MED - 2	Feature Ceilings & Lighting Panels			WP731a	Fabric Ceilings (Barrisol) Adults	completed	08/10/2012			IN PROGRESS	Incorporates Main Entrance fabric ceiling, soffit of Link Bridge and ceiling lighting panels. Dates amended & agreed. Co-ordinate with MER (Feature Lighting).			Rob Hall	NA
												T2 dates amended.				
DG 5	MED - 2	Adult Sanctuary			WP785c	Internal Wall Cladding - Adult Sanctuary (outer cladding)	completed	16/03/2013			IN PROGRESS	Incorporates wall cladding, glazing & barrisol. Dates amended & agreed. Co-ordinate with MER (Feature Lighting).			Rob Hall	NA
												Design/detailing to match Atrium Pod Cladding.				

NIGHTINGALE
associates

NEW SOUTH GLASGOW HOSPITALS PROJECT

DESIGN WORK GROUPS & PACKAGE CO-ORDINATION SCHEDULE

Reporting Period 17/07/2012 - 20/08/2012 **Revision** 07

DESIGN WORK GROUP					WORK PACKAGE										LEAD	CONSULTANT
No.	Priority	Name	Meeting Date	Frequency	WP No.	Work Package	Package Launch Date	T2 Date	Issue Date	Aconex Ref	Status	Comments	Action	Date Required		
DG 5	LOW - 3	Atrium Flooring			WP740	Ceramic Tiling/Terrazzo		19/04/2013			PENDING	Co-ordinate with Artist's design			Rob Hall; Elizabeth Petrovitch	NA
					WP752	Timber Floors (Restaurant, Sanctuary, Level 01 Balcony)		10/12/2012			PENDING	Dates amended & agreed			Andreas Schulz; Elizabeth Petrovitch	NA
					WP741	Entrance Matting		03/06/2013			PENDING	Dates amended & agreed			Andreas Schulz; Elizabeth Petrovitch	NA
DG 5	LOW - 3	Feature Balconies			WP921	Metalwork - Internal Stair & Balcony Balustrade		16/04/2013			PENDING	Glazing infill panels, balustrades, handrails & feature white wall. Co-ordinate with Astins (clarify scope of works)			Stephen O'Shea	NA
DG 5	LOW - 3	Coffee Lounge & Restaurant			WP950	Coffee Areas		24/03/2013			PENDING	Co-ordinate with Catering (CDS) package. Includes wall cladding to 1st floor Coffee Shop			Rob Hall	NA
DG 5	LOW - 3	Retail / TPI									PENDING	RFI raised with NHS to clarify scope	BM		Stephen O'Shea	NA
6		**Children's Atrium**														
DG 6	HIGH - 1	Design Co-ordination Workshop	Wednesday	monthly?	**Children's Atrium**						IN PROGRESS	NA suggest focus Work Group for each atrium			Danielle Barnard	NA
		Integration into RDD Interior Design Group presentations	(alternate with Adult Atrium)									BM to complete full cost review of NCH atrium to follow similar format/process as completed Adult Atrium exercise.	BM/NA	Ongoing	Emma White	NA
		Access & Maintenance Strategy										NCH Atrium meeting aranged 29/08/12	BM/NA	29/08/2012	Liane Edwards	NA
		Co-ordination with M&E Feature Lighting										Atrium RDD presentations with NHS postponed until subcontractor details confirmed. New dates to be agreed when detailed programme agreed.	BM	Outstanding	Jim Murray	BM
		Co-ordination with Astins													Alasdair Fernie	BM
		Fire Strategy													Paul Heath	BM
															Gavin Burnett	BM
															Ken Hall	BM
															Kenny Hamill	WSP
															John Young/Neil McGarry	WSP
															Andrew Percival	ZBP
															Brendan Rooney	MER
															Jeff Murdoch	URS
															tbc	Subcontractors
DG 6	HIGH - 1	ETFE Roof			WP420	ETFE inc Structural Support – Children's	03/10/2011 - completed	07/03/12	21/03/2012	NA-TRANSMIT-0002429 and NA-TTRAN-000004	Subcontractor Design Development	NHS request further details on ETFE roof during HDG held on 04/07/12 - BM to advise when subcontractor drawings will be available.	BM	Ongoing	Stephen O'Shea; Danielle Barnard	NA
												Subcontractor design has commenced; NA responding to queries as required. Next meeting 29/08/12.	BM/NA	Ongoing		
DG 6	MED - 2	Atrium Cladding			WP788	Internal Wall Cladding - Children's Atrium	completed	24/08/2012			IN PROGRESS	Dates amended & agreed. T1 full set of NCH Atrium drawings issued to BM for Cost Review. BM reviewing draft T2 package; feedback meeting 14/09/12 to agree content/details on final T2 package.	BM/NA	Ongoing	Danielle Barnard	NA
DG 6	MED - 2	Atrium Glazing			WP790d	Glazing to Children's Atrium	completed	02/07/2012	10/07/2012	NA-TTRAN-000004	ISSUED FOR T2	BM reviewing draft T2 package; feedback meeting 14/09/12 to agree content/details on final T2 package.	BM/NA	Ongoing	Danielle Barnard	NA
DG 6	LOW - 3	Internal Roller Shutters			WP715	Internal Roller Shutters - Family Info, Retail		25/01/2013			PENDING				Danielle Barnard	NA
DG 6	LOW - 3	Feature Light Boxes			WP731b	Feature Screens (Barrisol) Childrens		08/10/2012			IN PROGRESS	T2 dates amended.			Danielle Barnard	NA
											IN PROGRESS	Initial meeting with Soundtex took place on 06/03/12. Agreed list of actions distributed by BM to develop design & costing with Subcontractor in advance of programme.				
DG 6	LOW - 3	Atrium Flooring			WP740	Ceramic Tiling/Terrazzo		19/04/2013			PENDING	Co-ordinate with YCF/Glasgow Science Centre Enhancement Project			Rob Hall	NA
					WP752	Timber Floors (Sanctuary)		10/12/2012			PENDING	Dates amended & agreed			Elizabeth Petrovitch	NA
					WP741	Entrance Matting		03/06/2013			PENDING	Dates amended & agreed			Danielle Barnard	NA
DG 6	MED - 2	Medicinema			WP731b	Feature Screens (Barrisol) Childrens		08/10/2012			IN PROGRESS	T2 dates moved forward due to structural implications & BM requirement to let all Barrisol at same time. Co-ordinate with MER (Feature Lighting).			Danielle Barnard	NA
					WP731c	Support Structure for (Barrisol) Ceilings & Screens		08/10/2012			IN PROGRESS	NA developed alternative option for NCH Medicinema based on GRP due to issues delivering the design intent with full feature lighting (access & maintenance). BM confirmed costs OK - revised design will require submission to NHS under RDD before change implemented to package.	BM/NA	Ongoing		
DG 6	LOW - 3	Retail / TPI										RFI raised with NHS to clarify scope. BM to chase response & confirm full brief/Contractual requirements	BM		Danielle Barnard	NA

NIGHTINGALE
associates

NEW SOUTH GLASGOW HOSPITALS PROJECT

DESIGN WORK GROUPS & PACKAGE CO-ORDINATION SCHEDULE

Reporting Period 17/07/2012 - 20/08/2012 **Revision** 07

DESIGN WORK GROUP					WORK PACKAGE										LEAD	CONSULTANT
No.	Priority	Name	Meeting Date	Frequency	WP No.	Work Package	Package Launch Date	T2 Date	Issue Date	Aconex Ref	Status	Comments	Action	Date Required		
7		**Specialist Areas & Equipment**														
DG 7	HIGH - 1	Design Co-ordination Workshop	09/05/12	Weekly	**Specialist Areas & Equipment**						IN PROGRESS	BM Schedule to be issued & urgent meeting to prioritise issues required. Co-ordination with NHS & Clinical Users	Closed	Initial Action Complete		
												Series of Design Meetings set-up by BM to review Design Checklists and finalise outstanding project requirements. First meeting took place on 09/05/12. Meetings completed - BM to discuss further internally and issue reduced Schedule/List to DT.	Closed	Initial Action Complete	Liane Edwards	NA
															Emma White	NA
															Jason Truscott	NA
															Annie Cheung	NA
															David Cartwright	BM
															Gavin Burnett	BM
															Ken Hall	BM
															Alasdair Fernie	BM
															Phil Biginton	BM
															Grant Wallace	BM
															John Young/Neil McGarry	WSP
															Andrew Percival	ZBP
															Brendan Rooney	MER
															Jeff Murdoch	URS
															tbc	Subcontractors
DG 7	HIGH - 1	Design Co-ordination Workshop			WP980a	Aseptic Suite		26/04/2012			Awaiting Subcontractor Appointment	BM confirm this will be a turn-key package. BM Specialist Area Workshop to be arranged. No current Design Team actions.	BM	Outstanding		
		Specialist Areas & Equipment			WP980b	Hatches Specialist (subject to strategy)		15/01/2013			PENDING	BM to confirm if this will be a turn-key package (note this should be Aseptic AND Decontamination). BM Specialist Area Workshop to be arranged.	BM	Outstanding		
					WP985	Audiology Rooms		09/07/2012			PENDING	Specialist Subcontractor design input required. BM Specialist Area Workshop to be arranged	BM			
					WP990	Hydrotherapy Pool	COMPLETE	30/01/2012	COMPLETE		ISSUED FOR T2	Awaiting Specialist Subcontractor design details for formal review. Drawings are required to be issued urgently by Workflow for Design Team review. NA issued setting-out for hoist; to be reviewed by NHS & subcontractor.	BM	Outstanding		
DG 7	LOW - 3	Catering Equipment (CDS)			WP610	Catering Equipment (CDS)	COMPLETE	COMPLETE	COMPLETE		ISSUED FOR T2	Construction co-ordination to be considered. All CDS regen kitchen drawings to be updated to reflect omission of food waste (as stated in PMI).	BM	Outstanding		
DG 7	HIGH - 1	Radiation Protection										RDD comments on RPA Strategy received - NA updated & re-issued. Additional RFI's raised by NA on details. Responses received; drawings re-issued and 1:50s reflect assumed LIG locations (NHS to review).	Closed	Initial Action Complete		
DG 7	HIGH - 1	Imaging Equipment (Group 5)										RFI raised with Client to confirm scope of works for BM fitting out. Equipment Schedule confirmation required	BM	Outstanding		
DG 7	MED - 2	Group 1 Equipment (Theatre Panels, Pendants etc)									IN PROGRESS	NHS issued PMI to advise Equipment amendments to Pendants, Canopies & Lights. NA including in updated 1:50 equipment plans, elevations & equipment lists/RDS. Any further amendments will need to take place after the current 1:50 Post Sign-Off (Stages, 2, 3, 4) Programme	BM/MER	Initial Action completed. Ongoing management of process by BM until final equipment approvals.		
DG 7	MED - 2	Decontamination Unit										Specialist Subcontractor design input required. BM to advise status	BM	Outstanding		

NEW SOUTH GLASGOW HOSPITALS PROJECT

DESIGN WORK GROUPS & PACKAGE CO-ORDINATION SCHEDULE

Reporting Period 17/07/2012 - 20/08/2012 **Revision** 07

DESIGN WORK GROUP					WORK PACKAGE										LEAD	CONSULTANT
No.	Priority	Name	Meeting Date	Frequency	WP No.	Work Package	Package Launch Date	T2 Date	Issue Date	Aconex Ref	Status	Comments	Action	Date Required		
8		**Building Control**	07/02/12	fortnightly		Local Authority Meetings/Approvals						Monitored within WorkGroup				
		Monitor Building Warrant Schedule										Stage 8 (A&C Fire Strategy): Outstanding items: escape ironmongery and Corridor smoke control doors; all other items cleared. 21 day consultation with AF&R completed, awaiting outturn report from Building Control.	BM/NA/WSP	Ongoing	Jason Truscott	NA
		Prepare Building Warrant Submissions										Stage 24 (Internal Fit-out PG 1, 2,3 & whole building sanitaryware): submitted (30/04/12) and awaiting response from Building Control. Response received; NA/BM currently reviewing.	NA/BM	Ongoing	Jim Murray	BM
		Respond to Building Control queries										Stage 20 (Building Envelope) - Bco raised additional queries, NA responding for 17/07/12. Responded 27/07/12 (NA-GC-008106).	Closed	Complete	Ken Hall	BM
															Darren Smith	BM
															John Young/Neil McGarry	WSP
															Andrew Percival	ZBP
															Laura Scott-Simmons	GLL
															Brendan Rooney	MER
															Jeff Murdoch	URS
																Building Control
9		**Fire Strategy**	08/02/12	fortnightly		Local Authority/Client Approval Meetings						Monitored within WorkGroup				
		Fire Cause & Effect										Escape ironmongery: Summary Report and RDD Access Control & Locking Strategy drawings submitted for Bco comment 27/07/12 (NA-GC-00810).	NA/WSP/BM	Ongoing	Jason Truscott	NA
		Building Control Fire Strategy issues										Corridor smoke control doors: Meeting with Bco 11/07/12 to confirm acceptance of additional doors offered. BCo rejected the proposals. WSP are producing Design Note to support not including any additional doors. Currently in final review stage prior to submission to BCo.	NA/WSP/BM	Ongoing	Darren Pike	BM
															Darren Smith	BM
															Kenny Hamill	WSP
															Andrew Percival	ZBP
															Brendan Rooney	MER
															Jeff Murdoch	URS
																NHS Client
																Building Control
10		**Planning Authorities**				Local Authority Meetings/Approvals						Monitored within DTM				
												List of outstanding Planning concerns to be addressed: rooftop plant, Children's Hospital Entrance Canopy/Columns & blanking panels to Main Entrance Elevation. NA issued proposals to BM for cost review - response outstanding.	NA/BM/IF	Ongoing	Neil Murphy	NA
												Review with NHS to close out remaining comments on location of 'fins' and ledges. NA to update 1:20 sections following agreement. Presentation to NHS required - date agreed for 27/06/12. Meeting took place; NA updated drwaings were issued and presented to Planners 18/07/12.	Closed	Complete	John Wiggett	NA
												External Feature Lighting to be reviewed against Design Statement submitted for Planning. NA & ZBP issued outline strategy to BM/MER. MER producing proposals/cost plan. Meeting scheduled for 18/08/12.	NA/BM/IF/ZBP	18/08/2012	Jim Miller	IF
												Courtyard Elevation - detail for recessed 'band' agreed to be omitted. NA updated drawings & issued to Board for RDD review prior to submission to Planners. Drawings presented and approved by Planners.	Closed	Complete	Jim Murray	BM
												Meeting took place 05/07/12 to review updated design drawings prior to issue to close out Planning issues (following receipt of updated NA drawings). NHS comments received & drawings amended. Drawings presented and issued to Planners 18/07/12.	Closed	Complete	Darren Smith	BM
															John Young/Neil McGarry	WSP
															Andrew Percival	ZBP
															Laura Scott-Simmons	GIL
11a		**Design Team Meeting**	Third Monday	monthly		Progress Meetings						Monitored within WorkGroup				
		Monthly Progress Reporting Meeting													Neil Murphy	NA
		Design Work Group Progress Update													Emma White	NA
		Construction Progress Update													Liane Edwards	NA
															Jim Murray	BM
															Gavin Burnett	BM
															Ken Hall	BM
															Alasdair Fernie	BM
															George Miller	BM
															Grant Wallace	BM
															Pete Dunbar	WSP
															Neil McGarry	WSP
															Steve Pardy	ZBP
															Brendan Rooney	MER
															Laura Scott-Simmons	GIL
															Jim Miller	IF
															Paul Goring	ACL
															Pete Dunbar/Neil McGarry	WSP
															Jeff Murdoch	URS
11b		**A&C Design Group Meeting** (NHS)	First Wednesday	monthly		Client Progress/Approval Meetings						Monitored within WorkGroup				
		A&C Design Group Meeting													Emma White	NA
		Pre-RDD Workshops													Liane Edwards	NA
		RDD Workshops													Jim Murray	BM
		RDD Schedule													Gavin Burnett	BM
															Ken Hall	BM
															Neil McGarry	WSP
															Steve Pardy	ZBP
															Laura Scott-Simmons; Ceara Pimley	GIL
															Brendan Rooney	MER
															Jim Miller	IF
															Jeff Murdoch	URS
																NHS Client

NIGHTINGALE
associates

NEW SOUTH GLASGOW HOSPITALS PROJECT

DESIGN WORK GROUPS & PACKAGE CO-ORDINATION SCHEDULE

Reporting Period 17/07/2012 - 20/08/2012 **Revision** 07

DESIGN WORK GROUP					WORK PACKAGE											LEAD	CONSULTANT
No.	Priority	Name	Meeting Date	Frequency	WP No.	Work Package	Package Launch Date	T2 Date	Issue Date	Aconex Ref	Status	Comments	Action	Date Required			
12		**Programmes**	Friday	fortnightly		Progress Meetings						Monitored within DTM					
		Tender Event Schedule	Tuesday	fortnightly								Fortnightly TES Meeting arranged (Tuesdays). BM to update TES to reflect progress agreed in TES Meeting. NA suggest to move this to a monthly meeting due to limited no. of available attendees.	Note		Emma White	NA
		Design Programme										Design Programme dates reflective in TES and Consultant's Design Programmes.	Note		Jason Truscott	NA
		Construction Programme										Issues to be raised in fortnightly Tuesday Construction Meetings or escalated to DTM if unresolved	BM		Liane Edwards	NA
												BM to incorporate Consultant's comments to finalise Programme for future reporting.	BM		John Wiggett	NA
												BM issued early construction proposed programme for internal fit-out. NA responded and further details required from BM to allow NA to re-analyse all Internal Fitting-Out T3 programme dates. EWN to be raised.	BM		George Miller	BM
												NA reviewed accelerated BM programme and provided combined internal fit-out analysis design programme. NA have adjusted issue dates to suit BM requirements and confirm that generally these dates are achievable. Final confirmation of NA dates to be provided by 27/07/12. BM to then update Design Programme to reflect the final agreed dates.	NA	Ongoing	Jim Murray	BM
															Gavin Burnett	BM
															Nigel Hollowell	BM
															Alasdair Fernie	BM
															Grant Wallace	BM
															Andy Bebbington	BM
															Ope Adebanjo	BM
															John Young/Neil McGarry	WSP
															Steve Pardy	ZBP
															Laura Scott-Simmons	GIL
															Brendan Rooney	MER
															Jeff Murdoch	URS
															tbc	Subcontractors
13		**Early Warning Notices**	Friday	weekly		Progress Meetings						Monitored within WorkGroup					
		EWN Meeting										Reviewed in weekly Friday EWN Meetings. Major issues escalated to DTM if required.			Liane Edwards	NA
		EWN Schedule													Justin Liebenberg	NA
		Change Control													Darren Smith	BM
		RFI Schedule													Grant Wallace	BM
															Jim Murray	BM
															Neil McGarry/Michael Woods	WSP
															Mark Harris	ZBP
															Laura Scott-Simmons	GIL
															Brendan Rooney	MER
14		**Low Carbon/Sustainability**	First Wednesday	monthly		Client Progress Meetings						Monitored within WorkGroup					
		BREEAM										BRE comments returned on BREEAM on interim report. WSP forwarded architectural issues to NA. BRE comments inconsistant with Labs items which were previously approved by BRE. Currently reviewing actions (3xcredits) and providing additional supporting detail.	Closed	Complete	John Wiggett	NA
												1xcredit reuired signature on minutes by ALO; NHS will not request this; WSP to question BRE.	WSP			
		WRAP										Photovoltaics - BM to confirm status of package. Subcontractor details required to allow detailed design/planning to be completed. NA to indicate on roof plan for planning.	BM	Outstanding	Darren Pike	BM
		LOW CARBON TRACKER										NA/ZBP Daylighting report to be issued to NHS by BM.	BM	Outstanding	Gail Williams	WSP
		SECURE BY DESIGN										Initial meeting with NHS took place. DT producing a SBD Compliance Schedule. MER comments outstanding. BM to confirm whether design needs to respond to SBD requirements as noted on Compliance Schedule. Follow-up meeting held 13/08/12. NA to produce presentation and issue to NHS 12/09/12; meeting with Police ALO 19/09/12.	NA	Outstanding	Eddie Picton	ZBP
												MER meeting with police to review CCTVs/security design. BM to confirm if similar meetings required to close out architectual aspects and whether this is the process BM would like to continue. NHS request that consultation with ALO is to be 'managed' appropriately (i.e. co-ordinated response).	MER/BM	tba	Laura Scott-Simmons	GIL
															Brendan Rooney	MER
																NHS Client
15		**Energy Centre**	Thursday	weekly		Progress Meetings						Monitored within WorkGroup					
		Co-ordination Issues													Matthias Peretz	NA
		Design Progress Update													Jim Murray	BM
		Construction Progress Update													Tim Baillie	BM
															Russell Johnson	BM
															Dave Jordan	BM
															Neil McGarry	WSP
															William McColgan	WSP
															David Campbell	WSP
															Eddie Picton	ZBP
															Laura Scott-Simmons	GIL
															Declan O'Donovan	MER
															Robert O'Donovan	MER
															Brendan Coffey	MER
															Paul Goring	ACL
															Jeff Murdoch	URS

This is Appendix 2 & 3 to the foregoing Agreement between Greater Glasgow and Clyde Health Board

and

Brookfield Construction (UK) Limited

GREATER GLASGOW AND CLYDE HEALTH BOARD of J B Russell House, Gartnavel Royal Hospital, 1055 Great Western Road, Glasgow G12 0XH ("the *Employer*"); and

BROOKFIELD CONSTRUCTION (UK) LIMITED having its principal place of business at 23 Hanover Square, London, W1S 1JB (the "*Contractor*").

WHEREAS

1. The *Employer* and the *Contractor* entered into the Agreement dated 18th December 2009 whereby the *Contractor* is to Provide the Works in connection with the New South Glasgow Hospital Project.
2. The *Employer* wishes the *Contractor* to continue to Provide the Works by commencing and carrying out:

Stage 3	Design and Construct New Hospitals Building	Design and Construction of the New Adult Acute and Children Hospitals Building and Energy Centre.
Stage 3A	Demolition of Surgery Block	Demolition of surgical block and associated buildings and completion of soft landscaping

NOW IT IS AGREED THAT

1. The *Employer* hereby authorises the *Contractor* to commence and carry out Stage 3 and Stage 3 A of the *works* i.e. the Design and Construction of the New Hospitals Building, and demolition of the surgical block and associated buildings and completion of soft landscaping.
2. The *Contractor* will continue to Provide the Works in accordance with the Agreement.

3. The Agreement is amended and modified to the following extent:-

   i. The Base Date for monitoring the *Employer* Accepted Risk on Inflation for all Stages will be 1st January 2011.

   ii. The Start on Site date for Stage 3 is amended from 28th February 2011 to 28th March 2011 at which point the *Employer* will ensure the provision of a totally clear site for access by the *Contractor*. It is accepted by the *Employer* that the *Contractor* shall be entitled to undertake enabling works prior to this date.

   iii. The Start on Site Date for Stage 3A is amended from 20th July 2015 to 17th August 2015

   iv. Option X5 Clause, the Completion Date for Section 2 (Stage 3 New Hospital) is amended from 31st January 2015 to 28th February 2015 and the Completion Date for Section 3 (Stage 3A Demolition) is amended from 19th July 2016 to 16th August 2016

   v. Contract Data Part One and Contract Data Part Two forming part of executed Contract dated 18th December 2009, is amended and supplemented as follows:-

   Employers Requirements Supplemental Information –

   - BIW Log (as included within Folder B1 of the Instruction to Proceed Bible titled The BIW Log (2010 ItP) – (FINAL))
   - RFI Log (as included within Folder B1 of the Instruction to Proceed Bible titled The RFI Log (2010 ItP) – (FINAL))
   - Clarification Log (as included within Folder B1 of the Instruction to Proceed Bible titled The Clarification Log (2010 ItP) – (FINAL))
   - M+E Clarification Log (as included within Folder B1 of the Instruction to Proceed Bible titled The M&E Clarification Log (2010 ItP) – (FINAL))
   - Laboratory Log (as included within Folder B1 of the Instruction to Proceed Bible) (as executed Agreement 18th December 2009)
   - Sustainability Log (as included within Folder B1 of the Instruction to Proceed Bible titled The Sustainability Log (2010 ItP) – (FINAL))

- Stage 3 Instruction to Proceed Log December 2010 (new) (as included within Folder S of the Instruction to Proceed Bible)

Contractors Proposals –

- Volume 1 (as included with Folder C1 of the Instruction to Proceed Bible) – Schedule of Accommodation titled SOA 1:200 Drawings. By reference to the 1:200 drawings included within Volume 13 of this agreement the areas denoted on the drawings represent the agreed position between the Parties to the Contract. The Parties agree to use reasonable endeavours to prove functionality and to maintain the overall areas as currently indicated and the *Employer* agrees that any adjustments to areas during the remaining 1:50 review process (excluding Plantrooms and Service Risers with the exception of those adjustments due to a change within the Employer's Requirements) that cannot be accommodated within the Departmental areas or within the overall building envelope that give rise to an increase in area will be an additional Employer Risk. The Parties accept that the 0.5% risk accepted by the Contractor within the Agreement of 18th December 2009 has already been absorbed by the Contractor.
- Volume 2 (as included within Folder D1 of the Instruction to Proceed Folder) – Drawings.
- Volume 3 (as included within Folder F1 of the Instruction to Proceed Bible) – Design Narratives
- Volume 4 (as included within Folder G1 of the Instruction to Proceed Bible) – Specifications
- Volume 5 (as included within Folder H1 of the Instruction to Proceed Bible) – Components titled 2010 ItP Project Bible - Folder H1 – Components (FINAL)
- Volume 6 (as included within Folder T of the Instruction to Proceed Bible) – Equipment (as amended 16th December 2010). These revised Equipment Schedules define the current position agreed between the Parties to the Contract and thus the quantities and coding identified therein take precedence over the Drawings included

within Volumes 2, 13, 14, and 15 of this Appendix 2 and 3 agreement. For purpose of clarity any change in quantity or coding will be an Employer Risk pursuant to Risk Items 25, 39 and 40 on the Stage 3 NSGH Board Risk Schedule included within the Contract.

- Volume 7 (as included within Folder I1 of the Instruction to Proceed Bible) – SHTM (as executed Agreement 18th December 2009)
- Volume 8 (as included within Folder J1 of the Instruction to Proceed Bible) – ADB titled EDS ItP Batch 1 - ZBP updates_141210" & "EDS ItP Batch 2 - ZBP updates_141210" & "2900-NSGH-Environmental matrix_comments-011210 (Final)
- Volume 9 (as included within Folder K1 of the Instruction to Proceed Bible) – Programme titled Stage 3 Summary Master Programme, BCL-GSM-CN02-0001 (FINAL)
- Volume 10 (as included within Folder L1 of the Instruction to Proceed Bible) – Logistics (as amended 16th December 2010)
- Volume 11 – Not Used
- Volume 12 – Commercial (as executed Agreement 18th December 2009 unless amended by this Appendix 2 & 3, or Compensation Event already issued, or Project Managers Instruction already issued)
- Volume 13 (as included within Folder U of the Instruction to Proceed Bible) (new) – Masterplan & Architecture Proposals (Agreed Appendix k drawing schedule)
- Volume 14 (as included within Folder V of the Instruction to Proceed Bible) (new) – M&E Engineering Proposals (Agreed Appendix k drawing schedule)
- Volume 15 (as included within Folder W of the Instruction to Proceed Bible) (new) – Civil / Structural Engineering Proposals (Agreed Appendix k drawing schedule)
- Volume 16 Critical Failures (as included within Folder X of the Instruction to Proceed Bible titled Appendix X1 (FINAL)

- Volume 17Planning Consents Pack (as included within Folder Y of the Instruction to Proceed Bible)

vi. Compensation Events and Project Managers Instructions as issued prior to execution date of this Appendix 2 & 3

EXECUTED for and on behalf of the *Employer* at 16th day of December 2010 as follows:-

[redacted]

(Authorised official)

Before this witness:- [redacted]

ALAN SEABOURNE ..... Full name
CONSTRUCTION SITE, HARDGATE ROAD,
GOVAN, GLASGOW, G51 4SX Address

[redacted] *Contractor* at 16th day of December 2010 as follows:-

[redacted]

(~~Director/~~Authorised Signatory)

Before this witness:-

[redacted] ..... Full name

BROOKFIELD CONSTRUC Address
HARDGATE ROAD.
GOVAN G51 4SX.

NEW SOUTH GLASGOW HOSPITALS

AS BUILT DRAWING SCHEDULE

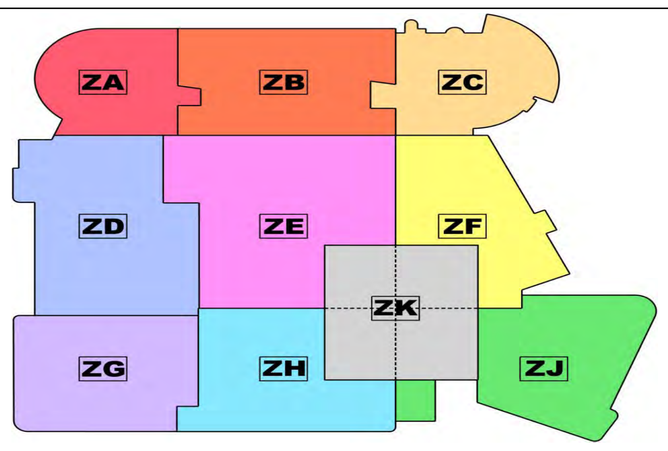

IBI Nightingale

Drawing Schedule

Schedule of Drawings for As-Built Sign-off / Zutec Upload

Status
INFORMATION

Prepared by	Liane Edwards	29/04/2013	29/04/2013
Checked by	Emma White	**DATE OF 1ST ISSUE**	**REVISION DATE**

Document Number
NA-XX-XX-SH-000-001_As-Built_Drawing List

Revision
01

Notes

Rev	Date	Drw	Revision Notes	Chk	App
01	13/05/13	LE	Issued for Information	LE	ELW

A52756968

Production Group	Level	Zone	Department	Sheet	252 Setting Out as built revision	330 Finishes as built revision	332 RCP as built revision	400 Loaded Plans as built revision
1	1	ZD	NSGH Critical Care	1-527				
				1-525				
				1-528				
				1-526				
		ZG		1-524				
			NSGH CCU	1-523				
				1-522				
				1-521				
	0	ZG	NSGH Acute Assessment Unit	0-528				
				0-525				
				0-526				
		ZG/ZH		0-529				
		ZH		0-530				
				0-527				
		ZG/ZD	NSGH Emergency Department	0-524				
				0-523				
		ZD		0-521				
		ZD/ZE		0-522				
2	1	ZE/ZH	NSGH Radiology	1-533				
				1-534				
		ZE/ZD		1-535				
		ZE	Nuclear Medicine	1-536				
	1	ZH	NSGH Stroke Ward	1-529				
		ZH		1-530				
		ZH	NSGH MDU	1-531				
		ZH		1-532				
	2	ZG	NSGH Theatres	2-526				
				2-524				
		ZD		2-522				
				2-521				
				2-520				
		ZH		2-527				
				2-528				
				2-525				
		ZE		2-523				
3	4	ZH	NSGH Renal Inpatients & Day Unit	4-509				
				4-510				
				4-511				
		ZE	NSGH Haem-Onc Inpatients	4-512				
				4-513				
				4-514				
		ZJ	NSGH Renal Inpatients & Day Unit	4-506				
				4-508				
				4-509				
		ZF		4-503				
				4-504				
				4-505				
		ZK		4-501				
				4-502				
4	1	ZE	NCH Radiology	1-510				
				1-508				
		ZE	NCH Interventional Radiology	1-509				
		ZE/ZF	NCH Theatres	1-507				
		ZF		1-505				
		ZE/ZF/ZC		1-506				
	5	ZH	NSGH Inpatient Wards	5-509				
				5-510				
				5-511				
		ZE		5-512				
				5-513				
				5-514				
		ZJ		5-506				
				5-507				
				5-508				
		ZF		5-503				
				5-504				
				5-505				
		ZK		5-501				
				5-502				
5	1	ZJ	NSGH OPD	1-539				
				1-538				
				1-537				
	2	ZE	NSGH Endoscopy	2-519				
			Telephone Services/Linen	2-516				
			Decontamination	2-518				
			Medical Physics	2-517				
			NCH Transport Base	2-534				
	0	ZE	NSGH Radiology	0-531				
				0-532				
				0-533				
		ZE	Medical Illustration	0-534				
	0	ZJ	NSGH Rehabilitation & Therapies	0-537				
				0-538				
			NSGH OPD	0-539				
				0-540				
6	6	ZH	NSGH Inpatient Wards	6-509				
				6-510				
				6-511				
		ZE		6-512				
				6-513				
				6-514				
		ZJ		6-506				
				6-507				
				6-508				
		ZF		6-503				
				6-504				
				6-505				
		ZK		6-501				
				6-502				
7	0	ZA	NCH Observation Ward	0-517				
				0-518				
			NCH Child Protection	0-516				
			NCH Sanctuary	0-541				
		ZB	NCH OPD	0-512				
				0-514				
				0-513				
				0-515				
		ZC		0-509				
		ZC	NCH Main Entrance	0-510				
				0-511				
	1	ZA	NCH PICU	1-518				
				1-519				
				1-517				
				1-516				
		ZB	NCH Special Feeds	1-515				
			NCH Cardiology	1-514				
				1-513				
			NCH MDU	1-520				
		ZC	NCH 23 Hour Unit	1-511				
				1-512				
8	7	ZH	NSGH Inpatient Wards	7-509				
				7-510				
				7-511				
		ZE		7-512				
				7-513				
				7-514				
		ZJ		7-506				
				7-507				
				7-508				
		ZF		7-503				
				7-504				
				7-505				
		ZK		7-501				
				7-502				
9	8	ZH	NSGH Inpatient Wards	8-509				
				8-510				
				8-511				
		ZE		8-512				
				8-513				
				8-514				
		ZJ		8-506				
				8-507				
				8-508				
		ZF		8-503				
				8-504				
				8-505				
		ZK		8-501				
				8-502				
10	2	ZJ	NSGH Renal Dialysis	2-532				
				2-533				
				2-531				
			NSGH Dermatology OPD	2-529				
				2-530				
	2	ZF	NSGH Dermatology Ward	2-505				
				2-506				
				2-507				
	2		NSGH Cores A, B, C, D & Support	2-501				
				2-502				
				2-503				
				2-504				
	2		NCH Acute Receiving Ward	2-514				
				2-513				
				2-512				
			Aseptic Suite	2-515				
			NCH TCT	2-510				
				2-509				
			NCH Day Case Unit	2-511				
			NCH Schiehallion Ward	2-508				
11	9	ZH	NSGH Inpatient Wards	9-509				
				9-510				
				9-511				
		ZE		9-512				
				9-513				
				9-514				
		ZJ		9-506				
				9-507				
				9-508				
		ZF		9-503				
				9-504				
				9-505				
		ZK		9-501				
				9-502				
12	10	ZH	NSGH Inpatient Wards	10-509				
				10-510				
				10-511				
		ZE		10-512				
				10-513				
				10-514				
		ZJ		10-506				
				10-507				
				10-508				
		ZF		10-503				
				10-504				
				10-505				
		ZK		10-501				
				10-502				
13	11	ZH	NSGH Inpatient Wards	11-509				
				11-510				
				11-511				
		ZE		11-512				
				11-513				
				11-514				
		ZJ		11-506				
				11-507				
				11-508				
		ZF		11-503				
				11-504				
				11-505				
		ZK		11-501				
				11-502				
14	0	ZD/ZA	NCH Emergency Department	0-520				
		ZD/ZA/ZE		0-519				
		ZE	NCH Radiology	0-536				
				0-535				
		ZF	NCH Rehabilitation	0-508				
	3	ZF/ZK	Health Records	3-501				
		ZJ/ZK		3-502				
		ZH/ZK	FM Support	3-503				
		ZH/ZE		3-504				
	0	ZF	NSGH Pharmacy Dispensary	0-507				
		ZH	NSGH Discharge Lounge	0-506				
		ZK/ZF	NSGH Main Entrance	0-501				
		ZK		0-503				
				0-504				
				0-505				
		ZE		0-502				
	1	ZF/ZK	NSGH Main Entrance	1-501				
		ZK		1-502				
				1-503				
				1-504				
15	3	ZA	NCH Inpatient Wards	3-511				
				3-512				
				3-513				
				3-508				
				3-509				
				3-510				
				3-514				
				3-515				
				3-506				
				3-507				
				3-505				
	4	ZB/ZC	NCH DCFP	4-515				
		ZC		4-516				
		ZB/ZC		4-517				
16	-1	ZB	Basement	B1-507				
				B1-508				
		ZC		B1-509				
		ZE/ZF		B1-504				
		ZE		B1-505				
				B1-506				
		ZK		B1-501				
				B1-502				
		ZK/ZF		B1-503				
		ZD/ZH		B1-510				

Drawing Number	Title	Current Revision	Status	As Built Revision	Issue Date
NA-XX-SL-PL-230-001	Stair Core A - Sheet 1 of 5 - Basement to Third Floor Plans	07	Status A		
NA-XX-SL-PL-230-002	Stair Core A - Sheet 2 of 5 - Fourth to Seventh Floor Plans	07	Status A		
NA-XX-SL-PL-230-003	Stair Core A - Sheet 3 of 5 - Eight to Eleventh Floor Plan	07	Status A		
NA-XX-SL-PL-230-004	Stair Core A - Sheet 4 of 5 - Twelfth Floor to Roof Plan	08	Status A		
NA-XX-SL-PL-230-006	Stair Core B Sheet 1 of 5 Basement to Third Floor Plans	06	Status C		
NA-XX-SL-PL-230-007	Stair Core B Sheet 2 of 5 Fourth to Seventh Floor Plans	05	Status C		
NA-XX-SL-PL-230-008	Stair Core B Sheet 3 of 5 Eighth to Eleventh Floor Plans	05	Status C		
NA-XX-SL-PL-230-009	Stair Core B Sheet 4 of 5 Twelfth to Roof Plan	05	Status C		
NA-XX-SL-PL-230-023	Stair Core E Ground to Third Floor Plans & Sections	06	Status A		
NA-XX-SL-PL-230-024	Stair Core F Sheet 1 of 2 Basement to Third Floor Plans	08	Status A		
NA-XX-SL-PL-230-026	Stair Core G Sheet 1 of 4 Basement to Fourth Floor Plans	09	For Tender		
NA-XX-SL-PL-230-027	Stair Core G Sheet 2 of 4 Fifth to Tenth Floor Plans	08	For Tender		
NA-XX-SL-PL-230-028	Stair Core G Sheet 3 of 4 Eleventh to Fourteenth Floor Plans	12	For Information		
NA-XX-SL-PL-230-030	Stair Core H - Sheet 1 of 3 - Basement to Third floor Plans	07	Status A		
NA-XX-SL-PL-230-031	Stair Core H - Sheet 2 of 3 - Third to Fourth floor Plans	07	Status A		
NA-XX-SL-PL-230-033	Stair Core J - sheet 1 of 2 - Basement to Fifth Floor Plans	05	Status A		
NA-XX-SL-PL-230-035	Stair Core K - sheet 1 of 3 - Basement to Third floor plans	05	For Information		
NA-XX-SL-PL-230-036	Stair Core K - Sheet 2 of 3 - Third to Fifth floor plans	05	Status A		
NA-XX-SL-PL-230-038	Stair Core L - Sheet 2 of 2 - Basement to Third Floor plans	05	Status A		
NA-XX-SL-SE-230-005	Stair Core A - Sheet 5 of 5 - Sections A-A & B-B	08	Status A		
NA-XX-SL-SE-230-010	Stair Core B - Sheet 5 of 5 - Sections A-A & B-B	05	Status A		
NA-XX-SL-SE-230-016	Stair Core C - Sheet 5 of 5 - Sections A-A & B-B	04	Status A		
NA-XX-SL-SE-230-022	Stair Core D - Sheet 5 of 5 - Sections A-A & B-B	04	Status A		
NA-XX-SL-SE-230-025	Stair Core F - Sheet 2 of 2 - Sections A-A & B-B	06	Status A		
NA-XX-SL-SE-230-029	Stair Core G - Sheet 5 of 5 - Sections A-A & B-B	09	For Information		
NA-XX-SL-SE-230-032	Stair Core H - Sheet 1 of 3 - Sections A-A & B-B	04	Status A		
NA-XX-SL-SE-230-034	Stair Core J - Sheet 2 of 2 - Sections A-A & B-B	05	Status A		
NA-XX-SL-SE-230-037	Stair Core K - Sheet 3 of 3 - Sections A-A & B-B	03	Status A		
NA-XX-SL-SE-230-039	Stair Core L - Sheet 2 of 2 - Sections A-A & B-B	02	Status A		
NA-XX-XX-DT-230-040	TYPICAL STAIR DETAIL WITHIN CORE'S	02	For Tender		

Drawing Number	Title	Current Revision	Status	As Built Revision	Issue Date
NA-SZ-xx-AS-400-000	Sanitary Room Detail (Sheet 1 of 2)	02	For Information		
NA-SZ-xx-AS-400-000-01	Sanitary Room Detail (Sheet 2 of 2)	01	For Information		
NA-SZ-XX-AS-400-001	MEDICINE WARD A NSGH-05-GENWA-049 Acute single bedroom (incl family & clinical support space)	C	Status A		
NA-SZ-XX-AS-400-001-02	MEDICINE WARD A NSGH-05-GENWA-044 Acute single bedroom (incl family & clinical support space)	C	Status A		
NA-SZ-XX-AS-400-001-03	MEDICINE WARD D NSGH-05-GENWD-001 Acute single bedroom (incl family & clinical support space)	C	Status A		
NA-SZ-XX-AS-400-001-04	MEDICINE WARD D NSGH-05-GENWD-033 Acute single bedroom (incl family & clinical support space)	C	Status A		
NA-SZ-XX-AS-400-001-05	MEDICINE WARD A NSGH-05-GENWA-033 Acute single bedroom (incl family & clinical support space)	C	Status A		
NA-SZ-XX-AS-400-001-06	MEDICINE WARD A NSGH-05-GENWA-053 Acute single bedroom (incl family & clinical support space)	C	Status A		
NA-SZ-XX-AS-400-001-07	MEDICINE WARD A NSGH-05-GENWA-047 Acute single bedroom (incl family & clinical support space)	C	Status A		
NA-SZ-XX-AS-400-001-08	MEDICINE WARD A NSGH-05-GENWA-010 Acute single bedroom (incl family & clinical support space)	C	Status A		
NA-SZ-XX-AS-400-001-09	Stroke Ward NSGH-01-STW-046 Acute Single Room (incl. family & clinical support space)	B	Status A		
NA-SZ-XX-AS-400-001-10	Renal 20 Bed Higher Acuity NSHG-04-RENW-041 Acute Single bedroom (incl. family & clinical support space)	B	Status A		
NA-SZ-XX-AS-400-001-11	Haematology-Oncology Ward NSGH-04-HOW-024 Acute Single bedroom (incl family & clinical support space)	B	Status A		
NA-SZ-XX-AS-400-001-12	Haematology-Oncology Ward NSGH-04-HOW-023 Patients en-suite wc & wash double assist	A	Status A		
NA-SZ-XX-AS-400-001-13	Haematology-Oncology Ward NSGH-04-HOW-031 Acute Single Bedroom (incl family & clinical support space)	B	Status A		
NA-SZ-XX-AS-400-002	MEDICINE WARD A NSGH-05-GENWA-032 Socialisation Space	C	Status A		
NA-SZ-XX-AS-400-003	MEDICINE WARD A NSGH-05-GENWA-072 resuscitation trolley parking bay: 1 trolley	A	Status A		
~~NA-SZ-XX-AS-400-004~~	~~Linen Bay:Exchange Trolley G0118B~~	~~04~~	~~For Information~~		
~~NA-SZ-xx-AS-400-005~~	~~Parking Bay:Wheelchair G0129A~~	~~04~~	~~For Information~~		
~~NA-SZ-XX-AS-400-006~~	~~Parking Bay G0180B~~	~~04~~	~~For Information~~		
NA-SZ-XX-AS-400-007	Seventh Floor Ward Support NSGH-07-WS7-033 Seminar / Education Room	B	For Construction		
NA-SZ-XX-AS-400-007-03	Fourth Floor Ward Support NSGH-04-WS4-027 Seminar / Education Room	B	Status A		
NA-SZ-XX-AS-400-008	Fifth Floor Ward Support NSGH-05-WS5-006 Core A Ward 1 & 4 Waiting Area	C	Status A		
~~NA-SZ-xx-AS-400-009~~	~~Switchgear Cupboard K010CA~~	~~02~~	~~For Information~~		
NA-SZ-XX-AS-400-010	MEDICINE WARD A NSGH-05-GENWA-069 Charge Nurse/ Sister Office	A	Status A		
NA-SZ-XX-AS-400-010-01	OPD NCH-00-OPD-002 OPD Manager	A	Status A		
NA-SZ-XX-AS-400-011	MEDICINE WARD A NSGH-05-GENWA-070 Office - 1 position + meeting area	A	Status A		
NA-SZ-XX-AS-400-011-01	Medical Records NSGH-03-HR-010 Office - 1 position + meeting area	A	Status A		
NA-SZ-XX-AS-400-012	Fifth Floor Ward Support NSGH-05-WS5-036 Office POD	A	Status A		
~~NA-SZ-XX-AS-400-013~~	~~Office: 2 Person-HBN 00-03 M0252B~~	~~04~~	~~For Information~~		
NA-SZ-XX-AS-400-013-01	Main Entrance - Sanctuary NCH-00-SAN-004 Vestry office: 2 places	B	For Construction		
NA-SZ-XX-AS-400-013-02	Medical Records NSGH-03-HR-015 Legal Room/ Viewing Room	A	Status A		
NA-SZ-XX-AS-400-013-03	Critical Care: Shared NSGH-01-CCW-197 Consultants office - 2 person rooms	B	Status A		
NA-SZ-XX-AS-400-013-04	Accident & Emergency NSGH-00-EMC-151 Social Work Office	B	Status A		
NA-SZ-XX-AS-400-013-05	Critical Care: CCU NSGH-01-CCU-056 Office (2person)	B	Status A		
NA-SZ-XX-AS-400-014	MEDICINE WARD A NSGH-05-GENWA-071 Interview/ Sitting Room	B	Status A		
~~NA-SZ-xx-AS-400-015~~	~~Pantry/Refreshment Area-Cluster P0625B~~	~~02~~	~~For Information~~		
NA-SZ-XX-AS-400-016	MEDICINE WARD A NSGH-05-GENWA-077 Pantry/ Beverage making area	B	Status A		
NA-SZ-XX-AS-400-017	MEDICINE WARD A NSGH-05-GENWA-048 Touchdown Base spaces	A	Status A		
NA-SZ-XX-AS-400-017-01	Medical Day Unit NSGH-01-MDU-034/035 Nurses Station	B	Status A		
NA-SZ-XX-AS-400-017-02	Medical Day Unit/ Clinical Inv. NCH-01-MDU-001/028 Reception & Nurse Base - 2 positions	B	For Construction		
NA-SZ-XX-AS-400-018	MEDICINE WARD A NSGH-05-GENWA-073 Nurses Station & reception - 2position-open	C	Status A		
NA-SZ-XX-AS-400-019	MEDICINE WARD A NSGH-05-GENWA-081 Clean Utility Room	B	Status A		
NA-SZ-XX-AS-400-020	Fifth Floor Ward Support NSGH-05-WS5-026 Staff Change - Female	B	Status B		
~~NA-SZ-xx-AS-400-021~~	~~WC:Ambulant-Cluster V1010B/1~~	~~02~~	~~For Information~~		
NA-SZ-XX-AS-400-022	MEDICINE WARD A NSGH-05-GENWA-083 Staff WC	C	Status C		
NA-SZ-XX-AS-400-023	Fifth Floor Ward Support NSGH-05-WS5-005 Core A WC Assisted	B	Status A		
NA-SZ-XX-AS-400-023-01	THEATRES NSGH-02-THE-267 Disabled WC	A	Status A		
NA-SZ-XX-AS-400-024	MEDICINE WARD A NSGH-05-GENWA-050 Patients En-suite WC & Wash double assist	A	Status A		
NA-SZ-XX-AS-400-024-01	Stroke Ward NSGH-01-STW-047 Patients en-suite with chamfered shower as per HBN 00-02	A	Status A		
NA-SZ-XX-AS-400-025	SEVENTH FLOOR WARD SUPPORT NSGH-07-WS7-032 Bulk Fluids & Clean Dressings Store	B	For Construction		
~~NA-SZ-XX-AS-400-025-01~~	~~Store: bulk supplies: medical and surgical - Cluster W1123A2~~	~~03~~	~~For Information~~		
NA-SZ-XX-AS-400-026	MEDICINE WARD A NSGH-05-GENWA-067 Printer / IT / Admin Store Room	A	Status A		
NA-SZ-XX-AS-400-027	MEDICINE WARD A NSGH-05-GENWA-076 Large Equipment Room	A	Status A		
~~NA-SZ-XX-AS-400-027-01~~	~~Store: general - W1585B1~~	~~03~~	~~For Information~~		
NA-SZ-XX-AS-400-027-02	Haematology-Oncology Ward NSGH-04-HOW-032 Large Eqpt Store	B	Status A		
NA-SZ-XX-AS-400-027-03	Renal Wards NSGH-04-RENW-209 Major General Store for Department	B	Status A		
NA-SZ-XX-AS-400-027-04	Medical Day Unit/ Clinical Inv. NCH-01-MDU-016 Store	A	Status A		
NA-SZ-XX-AS-400-027-05	Medical Day Unit NSGH-01-MDU-019 General Store 1 of 2	A	Status A		
NA-SZ-XX-AS-400-028	MEDICINE WARD A NSGH-05-GENWA-079 Dirty Utility/ Sluice/ Test Room-small	B	Status A		
NA-SZ-XX-AS-400-029	Fifth Floor Ward Support NSGH-05-WS5-029 Core D Trolley Hold	A	Status A		
NA-SZ-XX-AS-400-030	Fifth Floor Ward Support NSGH-05-WS5-028 FM Hold	B	Status A		
NA-SZ-XX-AS-400-031	Fifth Floor Ward Support NSGH-05-WS5-016 FM Hold	B	Status A		
~~NA-SZ-XX-AS-400-032~~	~~Disposal Hold;1700L Y0462B~~	~~03~~	~~For Information~~		
NA-SZ-XX-AS-400-033	Fifth Floor Ward Support NSGH-05-WS5-027 Cleaner	A	Status A		
NA-SZ-XX-AS-400-034	MEDICINE WARD A NSGH-05-GENWA-066 Cleaners Room	B	Status A		
NA-SZ-XX-AS-400-[redacted]	[redacted]	[redacted]	[redacted]		
[redacted]	[redacted] Ward NSGH-01-STW-011 Seminar Room/ Meetings / Health Education	A	Status A		
NA-SZ-XX-AS-400-037	Stroke Ward NSGH-01-STW-077 Therapy Store	A	Status A		
NA-SZ-XX-AS-400-038	Stroke Ward NSGH-01-STW-082 ADL Bathroom & WC	A	Status A		
NA-SZ-XX-AS-400-038-01	Eight Floor Ward Support NSGH-08-WS8-017 ADL bathroom	B	For Construction		
NA-SZ-XX-AS-400-039	Observation Ward NCH-00-OBW-031 Bed; Cot & Equipment Store	A	Status A		
NA-SZ-XX-AS-400-040	Acute Receiving Unit NCH-02-ARU-113 Dining room & Play Room (10-15 patients)	B	For Construction		
NA-SZ-XX-AS-400-040-01	Generic Inpatient Ward 1 NCH-03-GW1-046 Dining Room & Playroom: 10-15 patients	A	Status A		
NA-SZ-XX-AS-400-041	Generic Inpatient Ward 1 NCH-03-GW1-006 Single Bedroom: Isolation Children/Young people; with relatives overnight stay	A	Status B		
NA-SZ-XX-AS-400-041-01	Schiehallion Ward NCH-02-SCH-010 Single Bedroom: Children/ Young people; with relatives overnight stay	A	Status B		
NA-SZ-XX-AS-400-041-02	Cardiology Ward NCH-01-CAR-016 Single bedroom: Children/young people; with relatives overnight stay - isolation	B	For Construction		
NA-SZ-XX-AS-400-042	Generic Inpatient Ward 1 NCH-03-GW1-017 Multi Bedroom & day space: Children/young people: 4 beds; with relatives overnight stay	A	Status B		
NA-SZ-XX-AS-400-042-01	Acute Receiving Unit NCH-02-ARU-102 Multi-bed room & Day space: childrens/ young people, 4 beds, with relatives overnight stay	B	For Construction		
NA-SZ-XX-AS-400-042-02	Medical Day Unit/ Clinical Inv. NCH-01-MDU-006 Day Room (8chairs)	B	For Construction		
NA-SZ-XX-AS-400-042-03	NCH DAY CASE UNIT NCH-02-DCU-007 Day Stay Ward	B	For Construction		
NA-SZ-XX-AS-400-042-04	Day Case Unit NCH-02-DCU-011 BMT Day Stay Ward	B	For Construction		
~~NA-SZ-XX-AS-400-043~~	~~Store: Linen - W1594C~~	~~04~~	~~For Information~~		
NA-SZ-XX-AS-400-044	Generic Inpatient Ward 1 NCH-03-GW1-042 Single Bedroom: Children/Young people; with relatives overnight stay	A	Status B		
NA-SZ-XX-AS-400-044-01	Generic Inpatients Ward 1/ Renal Services NCH-03-GW1-007 Single Bedroom: Children/Young people; with relatives overnight stay	A	Status B		
NA-SZ-XX-AS-400-044-02	Cardiology Ward NCH-01-CAR-018 Single bedroom: Children/Young people: with relatives overnight stay	B	For Construction		
NA-SZ-XX-AS-400-045	Ward Support NCH-03-GWS-048 Infant Feeding Room	A	Status A		
NA-SZ-XX-AS-400-046	Generic Inpatient Ward 1 NCH-03-GW1-037 Shower; WC & wash: accessible; wheelchair assisted for Single bedroom	A	Status A		
NA-SZ-XX-AS-400-047	Renal Dialysis Unit NSGH-02-RENO-002 Store: Peritoneal Dialysis	A	Status B		
NA-SZ-XX-AS-400-047-01	Ward Support NCH-03-GW1-080 Renal Store	A	Status A		
NA-SZ-xx-AS-400-048	RENAL DIALYSIS UNIT NSGH-02-RENO-003 Treatment room: Continuous ambulatory peritoneal dialysis: (CAPD) 1 patient	A	Status A		
NA-SZ-xx-AS-400-049	Renal Dialysis Unit NSGH-02-RENO-005 Treatment Room: Continuos ambulatory peritoneal dialysis (CAPD); 1 patient	A	Status B		
NA-SZ-xx-AS-400-050	RENAL DIALYSIS UNIT NSGH-02-RENO-013 Isolation treatment room: dialysis: 1 patient	A	Status B		
NA-SZ-XX-AS-400-050-01	Haematology-Oncology Ward NSGH-04-HOW-004 Intrathecal Chemotherapy Treatment	B	Status A		
NA-SZ-xx-AS-400-051	Renal Dialysis Unit NSGH-02-RENO-043 Male & Female changing Room	A	Status A		
NA-SZ-xx-AS-400-052	Renal Dialysis Unit NSGH-02-RENO-052 Waiting Area: 30 Person including 2 wheelchair users	A	Status A		
NA-SZ-xx-AS-400-053	RENAL DIALYSIS UNIT NSGH-02-RENO-064/058 Equipment Servicing/Live Test/component store/Ready Use equipment	A	Status A		
~~NA-SZ-xx-AS-400-054~~	~~Renal Dialysis Workshop Lobby: Equipment ready for use Satellite dialysis - G0514A~~	~~01~~	~~For Information~~		
~~NA-SZ-xx-AS-400-055~~	~~Ready Use/Out Lobby - G0512A~~	~~01~~	~~For Information~~		
~~NA-SZ-xx-AS-400-056~~	~~Store - W1127A~~	~~01~~	~~For Information~~		
NA-SZ-XX-AS-400-057	Critical Care:ICU/HDU NSGH-01-CCW-130 Equipment Service Room	B	Status A		
NA-SZ-xx-AS-400-058	RENAL DIALYSIS UNIT NSGH-02-RENO-070 Reception and Office: 6 Staff	A	Status A		
NA-SZ-xx-AS-400-059	RENAL DIALYSIS UNIT NSGH-02-RENO-075 Physical Measure area: Renal	A	Status A		
NA-SZ-XX-AS-400-060	Renal 20 Bed Higher Acuity NSHG-04-RENW-029 Cardiac arrest/ emergency trolley bay	B	Status A		
NA-SZ-XX-AS-400-060-01	Cardiology Ward NCH-01-CAR-001 Echo Parking	B	For Construction		
NA-SZ-XX-AS-400-061	Renal 16 Bed Ward 7 Day unit NSGH-04-RENW-124 Consulting/examination (or Treatment) room	B	Status A		
NA-SZ-xx-AS-400-061-02	Renal Dialysis Unit NSGH-02-RENO-028 8 Recliner Chair Treatment Cubicles	A	Status B		
NA-SZ-XX-AS-400-062	Renal 16 Bed Ward & Day Unit NSGH-04-RENW-244 Interview/sitting room: 5 places	B	Status A		
NA-SZ-XX-AS-400-062-01	Main Entrance NCH-00-ENT-045 Interview Rooms	B	For Construction		
NA-SZ-XX-AS-400-062-02	Medical Day Unit/ Clinical Inv. NCH-01-MDU-026 Interview Room	A	Status A		
NA-SZ-XX-AS-400-063	Renal Wards NSGH-04-RENW-003 Staff Meeting 7 places (including 1 wheelchair place)	B	Status A		
NA-SZ-XX-AS-400-064	Renal 16 Bed Ward & Day Unit NSGH-04-RENW-246 Clean Utility Room	B	Status A		
NA-SZ-XX-AS-400-064-01	Cardiology Ward NCH-01-CAR-005 Clean Utility	B	For Construction		
NA-SZ-XX-AS-400-064-02	OPD - Lung Function NCH-00-OPD-035 Clinical Prep/Store	A	Status B		
NA-SZ-XX-AS-400-065	THEATRES NSGH-02-THE-059 Waiting Area: 3 person	B	Status A		
NA-SZ-XX-AS-400-066	Radiology NSGH-00-RAG-001 Waiting Area: 40 person including 4 wheelcahir user	B	Status A		
NA-SZ-XX-AS-400-067	Radiology - ED & OPD Support NSGH-00-RAG-002 Reception/appointments desk: 3 position	C	Status A		
NA-SZ-XX-AS-400-068	Radiology - ED & OPD Support NSGH-00-RAG-003 Office: 4 staff	B	Status A		
NA-SZ-XX-AS-400-068-01	Medical Records NSGH-03-HR-013 Audit Room	A	Status A		
NA-SZ-XX-AS-400-068-02	Third Floor FM facilities NSGH-03-FM3-001 OPD Office	A	Status A		
NA-SZ-XX-AS-400-068-03	Schiehallion Ward NCH-02-SCH-088 data Management & BMT Compliance Office	A	Status A		
NA-SZ-XX-AS-400-068-04	OPD NCH-00-OPD-003 Medicines Management Room/ Dispensing	A	Status B		
NA-SZ-XX-AS-400-069	Radiology NSGH-00-RAG-069 Universal or remote fluoroscopy room incl. control area	B	Status A		
NA-SZ-XX-AS-400-070	Radiology- ED & OPD Support NSGH-00-RAG-021 Control Room: serving 2 CT rooms	B	Status A		
NA-SZ-XX-AS-400-072	Radiology-First NCH-01-RCF-017 CT Scanner Room	B	Status A		
NA-SZ-XX-AS-400-072-01	Radiology - ED & OPD Support NSGH-00-RAG-020 CT Scanner Room	C	Status A		
NA-SZ-XX-AS-400-073	Radiology -ED & OPD Support NSGH-00-RAG-032 General computed radiography x-ray room incl. control cubicle	C	Status A		
NA-SZ-XX-AS-400-073-01	Radiology-Ground NCH-00-RCG-082 General computed radiography x-ray room incl. control cubicle	A	Status B		
NA-SZ-XX-AS-400-074	Radiology - ED & OPD Support NSGH-00-RAG-037 Assisted Patient Changing Cubicle	B	Status A		
NA-SZ-XX-AS-400-075	Radiology - ED & OPD Support NSGH-00-RAG-039 Ambulant Patient Changing Cubicle	A	Status A		
~~NA-SZ-XX-AS-400-076~~	~~Locker Bay:4 Small Lockers - V0626B~~	~~03~~	~~For Information~~		
NA-SZ-XX-AS-400-077	Radiology - ED & OPD Support NSGH-00-RAG-052 Disabled/Wheelchair Patient PAss through Changing Cubicle	B	Status A		
NA-SZ-XX-AS-400-078	Radiology - ED & OPD Support NSGH-00-RAG-051 Ambulant patients pass throigh changing cubicle	A	Status A		
~~NA-SZ-xx-AS-400-079~~	~~Locker Bay:12 Small Lockers - V0635B~~	~~02~~	~~For Information~~		
NA-SZ-XX-AS-400-080	Radiology - ED & OPD SUPPORT NSGH-00-RAG-085 General Ultrasound examination room	C	Status A		
NA-SZ-XX-AS-400-080-01	Radiology - Ground NCH-00-RCG-098 General ultrasound examination room	A	Status A		
NA-SZ-XX-AS-400-080-02	OPD- First Floor NSGH- 01-OPD1-009 Vascular Lab	B	Status A		
~~NA-SZ-xx-AS-400-081~~	~~Parking Bay: 6 wheelchairs - G0119B~~	~~02~~	~~For Information~~		
NA-SZ-XX-AS-400-082	Radiology - ED & OPD SUPPORT NSGH-00-RAG-103 Prep & Store Room	B	Status A		
NA-SZ-XX-AS-400-082-01	SCHIEHALLION WARD NCH-02-SCH-021 Chemotherapy Room	A	Status A		
NA-SZ-XX-AS-400-082-02	Radiology - Nuclear Medicine NSGH-01-RNM-028 Radionuclide store & dispensary	A	Status A		
NA-SZ-XX-AS-400-084	Radiology - ED & OPD Support NSGH-00-RAG-111 Control Room- shared by 2 scanner rooms	B	Status A		
NA-SZ-XX-AS-400-085	Radiology - ED & OPD SUPPORT NSGH-00-RAG-112 MRI scanner room	C	Status A		
NA-SZ-XX-AS-400-085-01	Radiology - First NCH-01-RCF-024 MRI scanner room (3 Tesla)	B	Status A		
~~NA-SZ-xx-AS-400-086~~	~~Reception and Office: 4 staff - J0420B~~	~~01~~	~~For Information~~		
NA-SZ-XX-AS-400-087	Radiology - INPATIENT SUPPORT NSGH-01-RAF-033 Symptomatic mammography x-ray examination room	C	Status A		
NA-SZ-XX-AS-400-088	OPD - Specialities NCH-00-OPD-011 Clinical Interview Room	A	Status A		
NA-SZ-XX-AS-400-088-01	OPD NCH-00-OPD-012 Clinical Interview Room	A	Status B		
NA-SZ-XX-AS-400-088-02	Accident & Emergency NSGH-00-EMC-054 Interview Office	B	Status A		
NA-SZ-XX-AS-400-089	Radiology - INPATIENT SUPPORT NSGH-01-RAF-046 CT Preparation Room (2 bays)	B	Status A		
NA-SZ-XX-AS-400-090	Radiology - Inpatient Support NSGH-01-RAF-052 Interventional Sterile SUpplies Storeage Area	B	Status A		
NA-SZ-XX-AS-400-091	Radiology - INPATIENT SUPPORT NSGH-01-RAF-076 Control Room	C	Status A		
NA-SZ-XX-AS-400-092	Radiology - INPATIENT SUPPORT NSGH-01-RAF-077 Radiological / Surgical Endovascular Laboratory Theatre	C	Status A		
NA-SZ-XX-AS-400-092-01	Radiology - First NCH-01-RCI-013 Interventional Radiology Laboratory	B	Status A		
NA-SZ-XX-AS-400-093	Radiology - INPATIENT SUPPORT NSGH-01-RAF-079 Control Room-shared	C	Status A		
NA-SZ-XX-AS-400-093-01	Radiology - First NCH-01-RCF-008 Control Room-shared	B	Status A		
~~NA-SZ-xx-AS-400-095~~	~~Office Technical and Data Review - M0326B~~	~~01~~	~~For Information~~		
NA-SZ-XX-AS-400-097	Radiology - Inpatient Support NSGH-01-RAF-097 Disposal Hold	A	For Construction		
NA-SZ-XX-AS-400-098	Radiology - Inpatient Support NSGH-01-RAF-104 Radiological Review/ Reporting Areas: 6 places	B	Status A		
NA-SZ-XX-AS-400-099	Radiology - Inpatient Support NSGH-01-RAF-109 Library/ Study area: 10 places	B	Status A		
NA-SZ-XX-AS-400-100	Radiology - Inpatient Support NSGH-01-RAF-112 Seminar Room:35 places	B	Status A		
NA-SZ-XX-AS-400-100-01	Critical Care: Shared NSGH-01-CCW-222 Seminar/Training room:40-50 places	B	Status A		
NA-SZ-XX-AS-400-101	Radiology - INPATIENT SUPPORT NSGH-01-RAF-125 QA Room	B	Status A		
NA-SZ-XX-AS-400-102	Radiology - Ground NCH-00-RCG-010 Senior radiographers office: 4 place	A	Status A		
NA-SZ-XX-AS-400-103	Radiology - Ground NCH-00-RCG-028 Office supplies store	A	Status A		
NA-SZ-XX-AS-400-104	Radiology - Ground NCH-00-RCG-007 Seminar Room: 20 places	A	Status A		
NA-SZ-XX-AS-400-105	Radiology - Ground NCH-00-RCG-018 Staff change/lockers	A	Status A		
NA-SZ-XX-AS-400-106	Radiology - Ground NCH-00-RCG-024 Senior radiographers office:3 places	A	Status A		
NA-SZ-XX-AS-400-106-01	Third Floor FM Facilities NSGH-03-FM3-002 Studies Area	A	Status A		
NA-SZ-XX-AS-400-106-02	Third Floor FM Facilities NSGH-03-FM3-007 Radiological Support	A	Status A		
NA-SZ-XX-AS-400-107	Radiology - Ground NCH-00-RCG-039 Paeds waiting & play area	A	Status A		
NA-SZ-XX-AS-400-108	Radiology - Ground NCH-00-RCG-044 Computed radiography imaging film processing/ viewing area & Equipment store	B	Status A		
~~NA-SZ-xx-AS-400-109~~	~~Darkroom: Processing: Viewing Area: 2 proecessors bench top - E0206C~~	~~01~~	~~For Information~~		
NA-SZ-XX-AS-400-110	Radiology - Ground NCH-00-RCG-046 Disabled/ Wheelchair Changing cubicle	B	Status A		
NA-SZ-XX-AS-400-111	Radiology - Ground NCH-00-RCG-050 Ambulant patients pass through changing cubicle	A	Status A		
NA-SZ-XX-AS-400-112	Radiology - Ground NCH-00-RCG-055 Bone Mineral Densitometry imaging room incl. control area	A	Status B		
NA-SZ-XX-AS-400-113	Radiology - Ground NCH-00-RCG-058 Sub-Waiting area/patient information / simulator	A	Status A		
NA-SZ-XX-AS-400-114	Radiology - Ground NCH-00-RCG-043 Universal or remote fluoroscopy room incl. control area	A	Status A		
NA-SZ-XX-AS-400-115	Radiology - Ground NCH-00-RCG-061 trolley / Transfer Area to MRI Compatible trolley	A	Status A		
NA-SZ-XX-AS-400-116	Radiology - Ground NCH-00-RCG-063 Control Room	A	Status A		
NA-SZ-XX-AS-400-117	Radiology - Ground NCH-00-RCG-081 Image review/ Analysis workstation room	A	Status A		
NA-SZ-XX-AS-400-118	Radiology - Ground NCH-00-RCG-087 Dirty Utility	A	Status B		
NA-SZ-XX-AS-400-119	Radiology - Ground NCH-00-RCG-091 Trolley wait - 4 positions	A	Status A		
NA-SZ-XX-AS-400-120	Radiology - First NCH-01-RCF-018 Lead Aprons & protection gear holding area	A	Status A		
NA-SZ-XX-AS-400-122	Critical Care:Shared NSGH- 01-CCW-002 Reception desk/office: 8 places	B	Status A		
NA-SZ-XX-AS-400-123	Critical Care: ICU/HDU NSGH-01-CCW-006 Bulk Supplies Store	A	Status A		
NA-SZ-XX-AS-400-124	Critical Care:Shared NSGH-01-CCW-022 Teaching & research office 2 places; teaching and research staff	A	Status A		
NA-SZ-XX-AS-400-125	Critical Care: ICU/HDU NSGH-01-CCW-081 Linen Store	A	Status A		
NA-SZ-XX-AS-400-126	Critical Care: ICU/HDU NSGH-01-CCW--092 Gowining lobby: single bedroom	B	Status A		
NA-SZ-XX-AS-400-126-01	Critical Care - PICU NCH-01-CCW-092 Dirty Utility with urine testing/ equipment cleaning	A	Status A		
~~NA-SZ-xx-AS-400-127~~	~~Single Bedroom: Isolation Critical Care - B1602B~~	~~02~~	~~For Information~~		
NA-SZ-XX-AS-400-127-01	Critical Care: ICU/HDU NSGH-01-CCW-157 single room:isolation (access via gowning lobby)	B	Status A		
~~NA-SZ-xx-AS-400-127-02~~	~~Single Bedroom: Isolation: Critical Care B1602B2 TYPE 02~~	~~01~~	~~For Information~~		
~~NA-SZ-xx-AS-400-127-03~~	~~Single Bedroom: Isolation: Critical Care B1602B3 TYPE 03~~	~~01~~	~~For Information~~		
NA-SZ-XX-AS-400-128	Critical Care: Shared NSGH-01-CCW-201 Staff Lounge (including Pantry Area)	B	Status A		
NA-SZ-XX-AS-400-128-01	Third Floor FM Facilities NSGH-03-FM3-003 Junior Doctors Office	A	Status A		
NA-SZ-XX-AS-400-129	Critical Care: Shared NSGH-01-CCW-205 Female Staff changing facilities 160 places	B	Status A		
~~NA-SZ-xx-AS-400-130~~	~~UPS Room- Uninterrupted Power Supply - K0116A~~	~~02~~	~~For Information~~		
NA-SZ-XX-AS-400-131	Critical Care: ICU/HDU NSGH-01-CCW-181 Mobile Imaging equipment bay (x-ray & Ultrasound) with image intensifiers	B	Status A		
NA-SZ-XX-AS-400-132	Critical Care: CCU NSGH-01-CCU-020 Dirty Utility with Urine Testing	A	Status A		
NA-SZ-XX-AS-400-133	Critical Care: ICU/HDU NSGH-01-CCW-041 Staff Resource Room	A	Status A		
NA-SZ-XX-AS-400-134	Critical Care - PICU NCH-01-CCW-008 Relatives sitting room: 12 places	C	For Construction		
NA-SZ-XX-AS-400-135	Critical Care - PICU NCH-01-CCW-059 Staff snack/ beverage preparation bay	B	For Construction		
NA-SZ-XX-AS-400-136	Critical Care - PICU NCH-01-CCW-113 Staff Rest room with dining area	B	For Construction		
NA-SZ-XX-AS-400-137	THEATRES NSGH-02-THE-003 Reception area (open)	B	Status A		
NA-SZ-XX-AS-400-137-01	OPD First Floor - Generic NSGH-01-OPD1-002 Reception (combined)	B	Status A		
NA-SZ-XX-AS-400-138	THEATRES NSGH-02-THE-004 Locked store off waiting room/ lounge	A	Status A		
NA-SZ-XX-AS-400-139	Theatres NSGH-02-THE-006 Porters Base	B	Status A		
NA-SZ-XX-AS-400-140	THEATRES NSGH-02-THE-009 Store: Bulk Supplies	B	Status A		
NA-SZ-XX-AS-400-141	THEATRES NSGH-02-THE-013 Store:ready to use Medical Gas cylinders	A	Status A		
NA-SZ-XX-AS-400-142	THEATRES NSGH-02-THE-015 Theatre Management Office	B	Status A		
NA-SZ-XX-AS-400-143	THEATRES NSGH-02-THE-025 Utility: Footwear Washing	A	Status A		
NA-SZ-XX-AS-400-144	THEATRES NSGH-02-THE-017 Staff Changing Room including boot change: 150places	B	Status A		
NA-SZ-XX-AS-400-145	THEATRES NSGH-02-THE-080 On-Call overnight stay room	B	Status A		
NA-SZ-XX-AS-400-145-01	Critical Care - PICU NCH-01-CCW-022 Staff Office/Restroom - On Call room	B	For Construction		
NA-SZ-XX-AS-400-146	Theatres NSGH-02-THE-085 General Theatre 1	D	Status A		
NA-SZ-XX-AS-400-146-01	THEATRES NCH-01-THE-085 Operating Theatre:general	B	Status A		
NA-SZ-XX-AS-400-146-02	Theatres NSGH-02-THE-120 ENT Theatre 2	D	Status A		
NA-SZ-XX-AS-400-146-03	Theatres NSGH-02-THE-099 Urology Theatre 2	D	Status A		
NA-SZ-XX-AS-400-146-04	Theatres NSGH-02-THE-185 General/Emergency Theatre 2	D	Status A		
NA-SZ-XX-AS-400-146-05	Theatres NCH-02-THE-092 General/ENT Theatre	B	Status A		
NA-SZ-XX-AS-400-146-06	Theatres NCH-01-THE-098 General/ Ophthalmology theatre	B	Status A		
NA-SZ-XX-AS-400-147	Theatres NSGH-02-THE-112 Store; equipment; local to theatre	A	Status A		
NA-SZ-XX-AS-400-148	Theatres NSGH-02-THE-159 Anaesthetic room: bed space	C	Status A		
NA-SZ-XX-AS-400-148-01	THEATRES NCH-01-THE-088 Anaesthetic room; bed space	B	Status A		
NA-SZ-XX-AS-400-149	Theatres NSGH-02-THE-160 Scrub-up & gowning room: 3 places	C	Status A		
NA-SZ-XX-AS-400-149-01	THEATRES NCH-01-THE-087 Scrub-up and gowning room	A	Status A		
NA-SZ-XX-AS-400-150	Theatres NSGH-02-THE-161 Dirty Utility	C	Status A		
NA-SZ-XX-AS-400-151	Theatres NSGH-02-THE-162 Shared Theatre exit / parking Bay: 2 bed/trolley	C	Status A		
NA-SZ-XX-AS-400-152	Theatre NSGH-02-THE-163 Ultra Clean Theatre 2	D	Status A		
NA-SZ-XX-AS-400-152-01	Theatres NSGH-02-THE-Orthopaedic Theatre 1	D	Status A		
NA-SZ-XX-AS-400-154	THEATRES NSGH-02-THE-176 Store: Clinical equipment	A	Status A		
NA-SZ-XX-AS-400-155	THEATRES NSGH-02-THE-215 Parking bay: Mobile x-ray: ultrasound unit	B	Status A		
NA-SZ-XX-AS-400-156	Theatre NSGH-02-THE-217 Utility: cleaning & store room; flexible endoscope	A	Status A		
NA-SZ-XX-AS-400-157	THEATRES NSGH-02-THE-220 Control Rooms	C	Status A		
NA-SZ-XX-AS-400-158	THEATRES NSGH-02-THE-240 Control rooms	C	Status A		
NA-SZ-XX-AS-400-159	Theatre NSGH-02-THE-303 Reception/recovery bay 1 place	A	Status A		
NA-SZ-XX-AS-400-159-01	Endoscopy NSGH-02-END-026 Patients Local Recovery Bay	A	Status A		
NA-SZ-XX-AS-400-159-02	Medical Day Unit NSGH-01-MDU-008 Day Space (cubicles- glass partition divider)	B	Status A		
NA-SZ-XX-AS-400-159-03	Medical Day Unit/ Clinical Inv. NCH-01-MDU-009 Patient Trolley area - 10 trolley cubicles	B	For Construction		
~~NA-SZ-xx-AS-400-160~~	~~Store: Orthotics Supply and Fitting - W1236A~~	~~01~~	~~For Information~~		
NA-SZ-XX-AS-400-160-01	OPD Ground Floor - Orthopaedics NSGH-00-OPD0-040 Orthotics Base & Fitting Room	A	Status A		
NA-SZ-XX-AS-400-160-02	Third Floor FM Facilities NSGH-03-FM3-006 Equipment Library/ Store	A	Status B		
NA-SZ-XX-AS-400-161	Theatres NSGH-02-THE-345 Blood Bank refrigerator bay space	A	Status A		
NA-SZ-XX-AS-400-162	THEATRES NSGH-02-THE-362 Rest & Dinning room with beverage & snack preparation bay: 40 staff	B	Status A		
NA-SZ-XX-AS-400-163	23 HOUR UNIT NCH-01-23HU-012 Discharge Lounge for Adolescents & Young People	B	For Construction		
NA-SZ-XX-AS-400-164	23 HOUR UNIT NCH-01-23HU-015 Parents Room	C	For Construction		
NA-SZ-XX-AS-400-164-01	SCHIEHALLION WARD NCH-02-SCH-080 Adjoining relatives bed space	A	Status A		
NA-SZ-XX-AS-400-164-02	Critical Care: Shared NSGH-01-CCW-128 Relatives Room	B	Status A		
NA-SZ-XX-AS-400-164-03	OPD-Specialities NCH-00-OPD-018 Family Room	A	Status B		
NA-SZ-XX-AS-400-164-04	Critical Care: CCU NSGH-01-CCU-008 Relatives Room	B	Status A		
NA-SZ-XX-AS-400-165	23 Hour Unit NCH-01-23HU-022 4 Bed Bay	B	For Construction		
NA-SZ-XX-AS-400-165-01	Cardiology NCH-01-CAR-050 Multi-bed room & day space: Chidlren/young people: 4 bed; with relatives overnight stay	B	For Construction		
NA-SZ-XX-AS-400-166	23 Hour Unit NCH-01-23HU-037 Trolley Bay (8 trolley cubicles)	B	For Construction		
NA-SZ-XX-AS-400-167	THEATRES NCH-01-THE-024 Adolescents Mess Room	B	Status A		
NA-SZ-XX-AS-400-168	THEATRES NCH-01-THE-076 Workstations (6)	B	Status A		
NA-SZ-XX-AS-400-168-01	Third Floor FM Facilities NSGH-03-FM3-004 Hot Desking: Staff Accomodation	A	Status A		
NA-SZ-XX-AS-400-169	THEATRES NCH-01-THE050 Anaesthetic room: bed space	B	Status A		
NA-SZ-XX-AS-400-170	THEATRES NCH-01-THE-005 Assessment/ Pre-Op/ Changing Rooms (with Couch)	B	Status A		
NA-SZ-XX-AS-400-171	Endoscopy NSGH-02-END-001 Reception/ General office: 2 places	B	Status A		
NA-SZ-XX-AS-400-172	OPD Ground Floor NSGH-00-OPD0-016 Waiting Area (Combined)	C	Status A		
NA-SZ-XX-AS-400-173	OPD Ground Floor NSGH-00-OPD0-025 Dirty Utility	B	Status A		
NA-SZ-XX-AS-400-174	OPD first Floor NSGH-01-OPD1-068 Staff Resource/ Education/ Meetings	B	Status A		
NA-SZ-XX-AS-400-174-02	Schiehallion Ward & ARU Support NCH-02-SCH-093 Seminar Room	B	For Construction		
NA-SZ-XX-AS-400-174-03	Critical Care: Shared NSGH-01-CCw-239 Teaching & Research office 4 places; teaching and research staff	B	Status A		
NA-SZ-XX-AS-400-174-04	Acute Assess. Support NSGH-00-AAW-230 Seminar / Hospital at Night	A	Status A		
NA-SZ-XX-AS-400-175	Stroke Ward NSGH-01-STW-002 Reception/ Clerk: 2 person open	C	Status A		
NA-SZ-XX-AS-400-175-01	OPD Ground Floor NSGH-00-OPD0-015 Reception (combined)	B	Status A		
NA-SZ-XX-AS-400-176	OPD First Floor - Ophthalmology NSGH-01-OPD1-025 Optometry room / consulting	B	Status A		
NA-SZ-XX-AS-400-176-01	OPD Audiology NCH-00-OPD-092 Consulting: examniation bay: Hearing Test	A	Status A		
NA-SZ-XX-AS-400-177	OPD First Floor NSGH-01-OPD1-30 Visual Acuity testing/ cons room	B	Status A		
NA-SZ-XX-AS-400-178	OPD First Floor - ENT NSGH-01-OPD1-033 Audiometric test Room	B	Status A		
NA-SZ-XX-AS-400-178-01	OPD - audiology NCH-00-OPD-086 Lobby & Control Areas	A	Status A		
NA-SZ-XX-AS-400-178-02	OPD-Audiology NCH-00-OPD-087 Audiometric Test Room	A	Status B		
NA-SZ-XX-AS-400-179	OPD First Floor - ENT NSGH-01-OPD1-058 ENT Treatment / Consulting Room	B	Status A		
NA-SZ-XX-AS-400-180	OPD Ground Floor NSGH-00-OPD0-058 Consult/ Exam Room	B	Status A		
NA-SZ-XX-AS-400-180-01	OPD-Generic NCH-00-OPD-161 Consult/Exam Room	A	Status B		
NA-SZ-XX-AS-400-180-02	NCH DAY CASE UNIT NCH-02-DCU-024 Haemophilia Unit Consult/Exam / Treatment Room	B	For Construction		
NA-SZ-XX-AS-400-180-03	Stroke Ward NSGH-01-STW-080 Consulting/examination (or treatment) room	B	Status A		
NA-SZ-XX-AS-400-180-04	Medical Day Unit/ Clinical Inv. NCH-01-MDU-025 Consulting/Examination Room	C	For Construction		
NA-SZ-XX-AS-400-180-05	OPD First Floor NSGH-01-POA-003 Consulting/Examination Room	A	Status A		
NA-SZ-XX-AS-400-180-06	NCH Rehabilitation NCH-00-REH-021 Consulting/Examination Room: Casting/Physio	A	Status B		
NA-SZ-XX-AS-400-180-07	NCH Rehabilitation NCH-00-REH-017 Consulting/Examination Room: Diebetics	A	Status B		
NA-SZ-XX-AS-400-180-08	NCH Rehabilitation NCH-00-REH-015 Consulting/Examination Room: Psychiatry	A	Status B		
NA-SZ-XX-AS-400-180-09	NCH Rehabilitation NCH-00-REH-014 Consulting/Examination Room: Salt	A	Status A		
NA-SZ-XX-AS-400-181	OPD First Floor NSGH-01-OPD1-118 Lung Function Lab	B	Status A		
NA-SZ-XX-AS-400-182	OPD Ground Floor - Orthopaedics NSGH-00-OPD0-050 Consult / Exam	B	Status A		
NA-SZ-XX-AS-400-182-01	NCH Rehabilitation NCH-00-REH-016 Consulting/ Examination Room: Psychology Type 1	A	Status A		
NA-SZ-XX-AS-400-182-02	OPD Ground Floor - Orthopaedics NSGH-00-OPD0-049 Treatment Room	A	Status A		
NA-SZ-XX-AS-400-183	OPD First Floor NSGH-01-OPD1-034 Staff BAse	B	Status A		
NA-SZ-XX-AS-400-183-01	Sanctuary NSGH-01-SAN-003 Reception	A	Status A		
NA-SZ-XX-AS-400-184	OPD First Floor NSGH-01-OPD1-046 Height & Weight Bay	B	Status A		
NA-SZ-XX-AS-400-184-01	OPD Ground Floor NSGH-00-OPD0-020 Physical Measuring bay	A	Status A		
NA-SZ-XX-AS-400-185	Dermatology OPD & Day Case NSGH-02-DOPD-032 Consulting/Examination Room (dual sided access)	B	For Construction		
NA-SZ-XX-AS-400-185-01	OPD First Floor NSGH-01-OPD1-053 DSN Room	B	Status A		
NA-SZ-XX-AS-400-185-02	OPD First Floor NSGH-01-OPD1-049 DSN Room	B	Status A		
NA-SZ-XX-AS-400-186	OPD First Floor NSGH-01-OPD1-077 Consulting: Examination Room: Orthoptic	B	Status A		
NA-SZ-XX-AS-400-186-01	OPD- Specialities NCH-00-OPD-128 Orthoptic Examination Room	A	Status A		
NA-SZ-XX-AS-400-186-02	OPD First Floor - Ophthalmology NSGH-01-OPD1-079 OCT examination / Angiogram room	B	Status A		
NA-SZ-XX-AS-400-187	OPD First Floor - Opthamology NSGH-01-OPD1-072 Consult / Exam	B	Status A		
NA-SZ-XX-AS-400-187-01	OPD First Floor NSGH-01-OPD1-028 Consulting/ Exam	B	Status A		
NA-SZ-XX-AS-400-187-02	OPD First Floor - Ophthalmology NSGH-01-OPD1-032Fields Testing /Consult/exam room	B	Status A		
NA-SZ-XX-AS-400-188	Dermatology OPD & Day Case NSGH-02-DOPD-017 Preparation Room	B	For Construction		
NA-SZ-XX-AS-400-189	Dermatology OPD & Day Case NSGH-02-DOPD-021 resource Library/Patient Information	B	For Construction		
NA-SZ-XX-AS-400-190	Dermatology OPD & Day Case NSGH-02-DOPD-024 Biopsy Room with Prep area	B	For Construction		
NA-SZ-XX-AS-400-191	OPD- audiology NCH-00-OPD-095 Interview / Fitting / Consult / Vestibular Function	A	Status A		
NA-SZ-XX-AS-400-192	OPD- Specialities NCH-00-OPD-082 Dental room (1 chair)	A	Status A		
NA-SZ-XX-AS-400-193	OPD NCH-00-OPD-102 Physical Measurement Bay - Disabled	A	Status B		
NA-SZ-XX-AS-400-193-01	OPD NCH-00-OPD-101 Physical Measurement bay: Baby	A	Status B		
NA-SZ-XX-AS-400-193-02	OPD NCH-00-OPD-100 Physical Measurement bay: Junior	A	Status A		
NA-SZ-XX-AS-400-194	Cardiology Testing NCH-00-OPD-056 Exercise ECG Room	A	Status B		
NA-SZ-XX-AS-400-194-01	Cardiology Testing NCH-00-OPD-038 Exercise ECG room	A	Status B		
NA-SZ-XX-AS-400-196	Accident & Emergency NSGH-00-EMC-002 Waiting Area: 60 person including 5 wheelchair users	B	Status A		
NA-SZ-XX-AS-400-197	Accident & Emergency NSGH-00-EMC-003 Waiting Play Area: 10 Children	B	Status A		
NA-SZ-XX-AS-400-198	Accident & Emergency NSGH-00-EMC-004 Reception:4/5 staff	B	Status A		
~~NA-SZ-XX-AS-400-198-01~~	~~Reception and office: 5 staff - J0421A1~~	~~03~~	~~For Information~~		
~~NA-SZ-XX-AS-400-199~~	~~Public Telephone: Single Booth: Accessible G0705A~~	~~03~~	~~For Information~~		
NA-SZ-XX-AS-400-200	Accident & Emergency NSGH-00-EMC-040 Generic Assessment/Treatment Room: A&E	B	Status A		
NA-SZ-XX-AS-400-200-01	OPD Ground Floor - Generic NSGH-00-OPD0-054 Treatment Room (with prep area0	B	Status A		
NA-SZ-XX-AS-400-200-02	Acute Assess. 28 BED NSGH-00-AAW-225 Acute Single Room	B	Status A		
NA-SZ-XX-AS-400-201	Accident & Emergency NSGH-00-EMC-064 Dirty Utility: bedpan disposal & urine test	B	Status A		
NA-SZ-XX-AS-400-202	Accident & Emergency NSGH-00-EMC-130 Office: 2 Staff	B	Status A		
NA-SZ-XX-AS-400-202-01	Medical Physics NSGH-02-MP-009 Paediatric Tech Manager Office	B	Status A		
NA-SZ-XX-AS-400-202-02	SCHIEHALLION & ARU SUPPORT NCH-02-AFD-008 Hospital at Night office	B	For Construction		
NA-SZ-XX-AS-400-202-03	Acute Assess. 28 bed NSGH-00_AAW-386 Office 1 person - Hospital at Night/ Bed Management	B	Status A		
NA-SZ-XX-AS-400-203	Accident & Emergency NSGH-00-EMC-136 Training Room	B	Status A		
~~NA-SZ-XX-AS-400-204~~	~~Parking Bay: 3 Accident Trolleys: 3 Wheelchairs G0128B~~	~~03~~	~~For Information~~		
NA-SZ-XX-AS-400-205-01	OPD NCH-00-OPD-184 Treatment Room (With prep area)	A	Status B		
NA-SZ-XX-AS-400-205-02	Haematology-Oncology Ward NSGH-04-HOW-003 Consulting/ Examination (or treatment) room	B	Status A		
NA-SZ-XX-AS-400-205-03	Cardiology Ward NCH-01-CAR-004 Treatment room: child	B	For Construction		
NA-SZ-XX-AS-400-205-04	Acute Assess. Complex Needs NSGH-00-AAW-045 Treatment Area	A	Status A		
NA-SZ-XX-AS-400-205-05	Dermatology Ward NSGH-02-DMW-005 Procedure Room	B	For Construction		
NA-SZ-XX-AS-400-206	Emergency Department NCH-00-EMC-077 Beverage / Rest Point	B	Status A		
NA-SZ-XX-AS-400-207	Emergency Department NCH-00-EMC-078 Assessment & Treatment Room: Paediatric A&E	B	Status B		
NA-SZ-XX-AS-400-208	Emergency Department NCH-00-EMC-029 Rest & Dinning room: 35 staff	B	Status A		
NA-SZ-XX-AS-400-209	Acute Assess. Complex Needs NSGH-00-AAW-001 Waiting area: 5-10 persons	B	Status A		
~~NA-SZ-XX-AS-400-210~~	~~Activities Of Daily Living: Bedroom With Living Assessment Ceiling Hoist Q0122A~~	~~03~~	~~For Information~~		
NA-SZ-XX-AS-400-210-01	Acute Assess. Complex needs t NSGH-00-AAW-044 ADL bedroom with living assessment	B	Status A		
NA-SZ-XX-AS-400-211	Acute Assess. Complex Needs NSGH-00-AAW-046 ADL Wc/ Bathroom/ Shower	A	Status A		
NA-SZ-XX-AS-400-212	Radiology - Nuclear Medicine NSGH-01-RNM-018 Staff Changing Facilities: WC & SH	A	Status A		
NA-SZ-XX-AS-400-213	Acute Assess. Support NSGH-00-AAW-048 Staff Locker room - Male	B	Status A		
NA-SZ-XX-AS-400-214	Acute Assess. Support NSGH-00-AAW-054 Staff Locker room - Female	B	Status A		
NA-SZ-XX-AS-400-215	Acute Assess. Support NSGH-00-AAW-061 Therapy / AHP/multi purpose Assess/Treat	B	Status A		
NA-SZ-XX-AS-400-215-01	SIXTH FLOOR WARD SUPPORT NSGH-06-WS6-033 AHP Area	B	For Construction		
NA-SZ-XX-AS-400-215-02	Stroke Ward NSGH-01-STW-075 Therapy Area	B	Status A		
NA-SZ-XX-AS-400-215-03	NCH Rehabilitation NCH-00-REH-024 Small Gymnasium (Equipment Room)	A	Status A		
~~NA-SZ-XX-AS-400-215_01~~	~~Acitivity Area: Physiotherapy X0312B Layout Type 2~~	~~03~~	~~For Information~~		
NA-SZ-XX-AS-400-216	Acute Assess. 30 Bed NSGH-00-AAW-070 Diagnostic testing room (Exercise Testing/Echo)	A	Status A		
NA-SZ-XX-AS-400-216-01	OPD- Lung Function Suite NCH-00-OPD-050 Exercise Test Lab	A	Status A		
NA-SZ-XX-AS-400-217-01	Ward Support NCH-03-GWS-026 Sitting room with beverage & snack preparation bay: 20 visitors	A	Status A		
NA-SZ-XX-AS-400-218	Acute Assessment 28 Bed NSGH-00-AAW-167 Office 3 Person	B	Status A		
NA-SZ-XX-AS-400-218-01	Sanctuary NSGH-01-SAN-008 Vestry/ Office - 3 person	A	Status A		
NA-SZ-XX-AS-400-219	Acute Assess. Support NSGH-00-AAW-171 Workstations x6	B	Status A		
NA-SZ-XX-AS-400-220	Acute Assess. 28 Bed NSGH-00-AAW-172 Open plan control Area 96 workstations)	B	Status A		
NA-SZ-XX-AS-400-222	Acute Assess. Support NSGH-00-AAW-224 Blood fridge	B	Status A		
NA-SZ-XX-AS-400-223	Acute Assess. Support NSGH-00-AAW-226 Near-patient testing / status Lab	B	Status A		
NA-SZ-XX-AS-400-223-01	Ward Support NCH-03-GW3-068 Near patient testing/status laboratory	A	Status A		
NA-SZ-XX-AS-400-223-02	Critical Care - PICU NCH-01-CCW-055 Status Laboratory	B	For Construction		
NA-SZ-XX-AS-400-223-03	Critical Care: ICU/HDU NSGH-01-CCw-093 Status Laboratory	B	Status A		
~~NA-SZ-XX-AS-400-223-04~~	~~Near patient testing L1305B4~~	~~02~~	~~For Information~~		
~~NA-SZ-XX-AS-400-224~~	~~LOCKER BAY: STAFF/PATIENTS_V0628B~~	~~02~~	~~For Information~~		
NA-SZ-XX-AS-400-225	OPD - Specialities NCH-00-OPD-080 Electrophysiology Room	A	Status A		
NA-SZ-XX-AS-400-226	OPD First Floor - Cardiology OPD NSGH-01-OPD1-121 Tilt Table room	B	Status A		
NA-SZ-XX-AS-400-227	OPD First Floor NSGH-01-OPD1-129 Exercise ECG Room	B	Status A		
NA-SZ-XX-AS-400-228	OPD First Floor - Cardiology OPD NSGH-01-OPD1-132 Day Case multi bed space: 4 Bed/reclining chairs	B	Status A		
NA-SZ-XX-AS-400-229	OPD First Floor NSGH-01-OPD1-133 patients bed/Trolley waiting area: 1 place	B	Status A		
NA-SZ-XX-AS-400-230	OPD First Floor NSGH-01-OPD1-134 Sub-Waiting area: 15 places; incl. 2 wheelchair places	C	Status A		
NA-SZ-XX-AS-400-231	OPD First Floor NSGH-01-OPD1-137 Sterile supplies & Equipment Store	B	Status A		
~~NA-SZ-xx-AS-400-232~~	~~Group Room: Meeting:16 places (including 1 wheelchair place) - H1313B~~	~~01~~	~~For Information~~		
NA-SZ-XX-AS-400-233	OPD First Floor NSGH-01-OPD1-147 Echocardiography viewing room: 2 workstations	B	Status A		
NA-SZ-XX-AS-400-233-01	OPD First Floor - Cardiology OPD NSGH-01-OPD1-116 Technicians Tape reading Office: 3 places	B	Status A		
NA-SZ-XX-AS-400-234	Critical Care: CCU NSGH-01-CCU-250 Bulk Supplies Store	A	Status A		
NA-SZ-XX-AS-400-235	Critical Care:CCU NSGH-01-CCU-074 Clinical equipment store	A	Status A		
NA-SZ-XX-AS-400-235-01	Acute Assess. 30 Bed NSGH-00-AAW-141 Store - Equipment - Large	A	Status A		
NA-SZ-XX-AS-400-236	OPD-Lung Function Suite NCH-00-OPD-048 Sweat Test Lab	A	Status A		
NA-SZ-XX-AS-400-237	Radiology-Nuclear Medicine NSGH-01-RNM-009 Imaging room (DXA)	B	Status A		
NA-SZ-XX-AS-400-238	Radiology-Nuclear Medicine NSGH-01-RNM-014 reporting Room	B	Status A		
NA-SZ-XX-AS-400-239	Radiology-Nuclear Medicine NSGH-01-RNM-033 Imaging room (radionuclide)	C	Status A		
NA-SZ-XX-AS-400-240	Radiology-Nuclear Medicine NSGH-01-RNM-035 Control Room (radionuclide)-SPECT-CT	C	Status A		
NA-SZ-XX-AS-400-241	Radiology - Nuclear Medicine NSGH-01-RNM-038 Bed/ Trolley wait - post admin (hot)	A	Status A		
NA-SZ-XX-AS-400-242	Radiology - Nuclear Medicine NSGH-01-RNM-040 Staff Base	A	Status A		
NA-SZ-XX-AS-400-242-01	Medical Day Unit NSGH-01-MDU-003 Reception (combined)	B	Status A		
NA-SZ-XX-AS-400-243	Radiology-Nuclear Medicine NSGH-01-RNM-042 Radionuclide admin room	B	Status A		
NA-SZ-XX-AS-400-243-01	Radiology-Nuclear Medicine NSGH-01-RNM-027 Radionuclide Admin Room (Children)	B	Status A		
NA-SZ-XX-AS-400-244	Radiology-Nuclear Medicine NSGH-01-RNM-046 Cardiac Room	B	Status A		
NA-SZ-XX-AS-400-244-01	OPD Ground Floor - Cardiology OPD NSGH-00-OPD0-001 Cardiac Rehab Treatment	B	Status A		
NA-SZ-XX-AS-400-245	OPD First Floor - Cardiology OPD NSGH-01-OPD1-070 Podiatry Room	B	Status A		
NA-SZ-XX-AS-400-246	Third Floor FM Facilities NSGH-03-FM3-008 Core D FM Meeting Room	A	Status A		
NA-SZ-XX-AS-400-249	Main Entrance NSGH-00-DLO-002 Discharge Lounge: patients: visitors	A	Status B		
NA-SZ-XX-AS-400-249-01	Ward Support NCH-03-GWS-045 Supervised Play Inpatients: Discharge lounge	A	Status A		
~~NA-SZ-XX-AS-400-252~~	~~Parking bay: 2 patient trolleys: 8 wheelchairs - G0114A~~	~~03~~	~~For Information~~		
NA-SZ-XX-AS-400-253	Main Entrance NSGH-00-ENT-006 Main Reception & Information	A	Status A		
NA-SZ-XX-AS-400-254	Main Entrance NSGH-00-ENT-007 Reception/ Admissions office	A	Status A		
NA-SZ-XX-AS-400-254-01	OPD First Floor NSGH-01-OPD1-138 Sub-Reception/ Admin/ Staff Base	C	Status A		
~~NA-SZ-XX-AS-400-255~~	~~Telephone Booth - G0701A~~	~~03~~	~~For Information~~		
NA-SZ-XX-AS-400-256	Main Entrance NSGH-00-ENT-018 Refreshment Vending Machine Bay	A	Status A		
NA-SZ-XX-AS-400-258	Main Entrance NSGH-00-ENT-026 Domestic & Portering Manager	A	Status A		
~~NA-SZ-xx-AS-400-258-01~~	~~Office: OPD Manager M0529B1~~	~~01~~	~~For Information~~		
NA-SZ-XX-AS-400-259	Main Entrance NSGH-00-ENT-035 Interview room: 5 places	A	Status A		
NA-SZ-XX-AS-400-260	Main Entrance NSGH-00-ENT-039 Baby/ Infant Feeding Room	A	Status A		
NA-SZ-XX-AS-400-262	Main Entrance NSGH-00-ENT-056 Children Play Area	A	Status C		
NA-SZ-XX-AS-400-270	Cardiology Testing NCH-00-OPD-051 Ambulatory ECG Analysis	A	Status A		
NA-SZ-XX-AS-400-271	Cardiology Testing NCH-00-OPD-052 Echocardiography Room	A	Status B		
NA-SZ-XX-AS-400-272	OPD-Specialities NCH-00-OPD-194 Phlebotomy Room (1 position)	A	Status A		
NA-SZ-XX-AS-400-272-01	OPD- specialities NCH-00-OPD-193 Disabled Phlebotomy Room (1 position)	A	Status A		
NA-SZ-XX-AS-400-272-02	Medical Day Unit NSGH-01-MDU-020 Physical Measurement / Phlebotomy	A	Status B		
NA-SZ-XX-AS-400-272-03	OPD Frst Floor - Diabetes NSGH-01-OPD1-048 Phlebotomy + Blood Testing lab	B	Status A		
NA-SZ-XX-AS-400-273	Child Protection Unit NCH-00-CPS-002 Family Room	B	For Construction		
NA-SZ-XX-AS-400-273-01	Child Forensic Psychology NCH-04-DCFP-040 Family room	A	Status A		
NA-SZ-XX-AS-400-274	Dermatology Ward NSGH-02-DMW-004 Phototherapy Suite (UVA/UVB/ Hand & Foot) suite	B	For Construction		
NA-SZ-XX-AS-400-275	Dermatology Ward NSGH-02-DMW-010 Treatment Rooms with Prep Area (Biopsy; procedures etc)	B	For Construction		
NA-SZ-XX-AS-400-275-01	Dermatology Ward NSGH-02-DMW-009 Treatment Rooms with Prep Area (Biopsy; procedures etc)	B	For Construction		
NA-SZ-XX-AS-400-276	Dermatology Ward NSGH-02-DMW-012 Day bed Area - 3 recliners/trolleys	B	For Construction		
NA-SZ-XX-AS-400-278	23 Hour Unit NCH-01-23HU-032 Step Down Playroom (supervised)	B	For Construction		
NA-SZ-XX-AS-400-278-01	Child Forensic Psychology NCH-04-DCFP-051 Ball pool	A	Status A		
NA-SZ-XX-AS-400-279	Child Forensic Psychology NCH-04-DCFP-008 Multi Disciplinary Team room (10 person)	A	Status B		
NA-SZ-XX-AS-400-279-01	NCH Rehabilitation NCH-00-REH-011 Consult/Exam (single sided)	A	Status A		
NA-SZ-XX-AS-400-280	Child Forensic Psychology NCH-04-DCFP-010 Staff Room (max 10 people)	A	Status B		
NA-SZ-XX-AS-400-281	Child Forensic Psychology NCH-04-DCFP-032 1-Bedroom	A	Status B		
NA-SZ-XX-AS-400-281-01	Child Forensic Psychology NCH-04-DCFP-031 2-Bedroom	A	Status B		
NA-SZ-XX-AS-400-282	Child Forensic Psychology NCH-04-DCFP-043 Living room	A	Status A		
NA-SZ-XX-AS-400-283	Child Forensic Psychology NCH-04-DCFP-045 Dining room	A	Status A		
NA-SZ-XX-AS-400-284	Rehab & Therapy OPD NSGH-00-ORT-026 Conference/ Meeting Room: 10 persons	A	Status A		
NA-SZ-XX-AS-400-284-01	NCH Rehabilitation NCH-00-REH-054 Group Teaching Room	A	Status A		
NA-SZ-XX-AS-400-284-02	OPD NCH-00-OPD-016 Meeting Room	A	Status B		
NA-SZ-XX-AS-400-284-03	OPD NCH-00-OPD-017 Clinical Consult Room	A	Status A		
NA-SZ-XX-AS-400-285	Rehab & Therapy OPD NSGH-00-ORT-001 Reception: 2 staff	B	Status A		
NA-SZ-XX-AS-400-286	Rehab & Therapy OPD NSGH-00-ORT-002 Waiting Area: 10 person including 3 wheelchair user	B	Status A		
~~NA-SZ-XX-AS-400-287~~	~~Parking bay: 3 wheelchair G0130A~~	~~01~~	~~For Information~~		
~~NA-SZ-XX-AS-400-288~~	~~Drinking Water Dispenser P0811B~~	~~01~~	~~For Information~~		
NA-SZ-XX-AS-400-289	Rehab & Therapy OPD NSGH-00-ORT-029 Activity area: Physiotherapy: 5 patients	A	Status A		
NA-SZ-XX-AS-400-290	Rehab & Therapy OPD NSGH-00-ORT-014 Activity Area/ gymnasium: Physiotherapy: 15 patients	B	Status A		
NA-SZ-XX-AS-400-290-01	NCH Rehabilitation NCH-00-REH-049 Rehab Treatment	A	Status A		
NA-SZ-XX-AS-400-291	Rehab & Therapy OPD NSGH-00-ORT-037 Group Area - Shared	B	Status A		
NA-SZ-XX-AS-400-292	NCH Rehabilitation NCH-00-REH-051 Classroom	A	Status A		
NA-SZ-XX-AS-400-292-01	Child Forensic Psychology NCH-04-DCFP-022 school- classrooms	A	Status B		
NA-SZ-XX-AS-400-293	OPD-Lung Function Suite NCH-00-OPD-046 Reporting Room	A	Status B		
NA-SZ-XX-AS-400-293-01	OPD NCH-00-OPD-023 Reporting/ Viewing Room	A	Status A		
NA-SZ-XX-AS-400-295	Medical Physics NSGH-02-MP-008 Clinical Skills Lab & Library	B	Status A		
NA-SZ-XX-AS-400-296	Emergency Department NCH-00-EMC-073 Assess/treatment with Mental Health Issues	B	Status B		
NA-SZ-XX-AS-400-296-01	Child Forensic Psychology NCH-04-DCFP-014 Therapy Rooms	A	Status A		
NA-SZ-XX-AS-400-296-02	Child Protection Unit NCH-00-CPS-003 Consulting Room	C	For Construction		
NA-SZ-XX-AS-400-300	Radiology - Inpatient Support NSGH-01-RAF-122 Mobile X-Ray equipment bay: 2 machines	A	Status A		
NA-SZ-XX-AS-400-304	Radiology - Nuclear Medicine NSGH-01-RNM-013 Combined Blood Cell Labeling Room	B	Status A		
NA-SZ-XX-AS-400-305	Radiology - Inpatient Support NSGH-01-RAF-054 Clean Utility/ Preparation	B	Status A		
NA-SZ-XX-AS-400-308	Aseptic Suite NCH-02-ASU-019 Laminar Flow (Type II)	B	For Construction		
NA-SZ-XX-AS-400-309	Aseptic Suite NCH-02-ASU-008 Primary Storage	A	Status A		
NA-SZ-XX-AS-400-311	Aseptic Suite NCH-02-ASU-022 Laminar Flow	B	For Construction		
NA-SZ-XX-AS-400-317	Aseptic Suite NCH-02-ASU-005 Isolators	B	For Construction		
NA-SZ-XX-AS-400-319	Aseptic Suite NCH-02-ASU-033/037 Product release area and store	A	Status A		
NA-SZ-XX-AS-400-321	Aseptic Suite NCH-02-ASU-023 Support Room	B	For Construction		
NA-SZ-XX-AS-400-324	Medical Illustration NSGH-00-MIL-006 Photography Studio Adult	B	Status A		
NA-SZ-XX-AS-400-325	Medical Illustration NSGH-00-MIL-010 Photography Studio Peads	B	Status A		
NA-SZ-XX-AS-400-326	Aseptic Suite NCH-02-ASU-014 Change	A	Status A		
NA-SZ-XX-AS-400-327	Aseptic Suite NCH-02-ASU-016 Change	A	Status A		
NA-SZ-XX-AS-400-328	Aseptic Suite NCH-02-ASU-015 Change	A	Status A		
NA-SZ-XX-AS-400-329	Critical Care - PICU NCH-01-CCW-120 Workstation & X-Ray viewing area	B	For Construction		
NA-SZ-XX-AS-400-330	Medical Illustration NSGH-00-MIL-007 Video/Digital Editing Room	B	Status A		
NA-SZ-XX-AS-400-331	Radiology-Nuclear Medicine NSGH-01-RNM-036 Imaging Room (radionuclide) - SPECT-CT	C	Status A		
NA-SZ-XX-AS-400-332	Critical Care PICU NCH-01-CCW-061 Cardiac Arrest/ Emergency trolley bay	A	Status A		
~~NA-SZ-XX-AS-400-333~~	~~Parking bay: shopping: prams: pushchairs - G0108C~~	~~03~~	~~For Information~~		
~~NA-SZ-XX-AS-400-334~~	~~Parking bay: 2 patient trolleys:4 wheelchairs G0133C~~	~~02~~	~~For Information~~		
~~NA-SZ-XX-AS-400-334-01~~	~~Parking bay: 4 patient trolleys: 4 wheelchairs G0133C1~~	~~04~~	~~For Information~~		
~~NA-SZ-XX-AS-400-338~~	~~Parking bay: Ultrasound Unit - G0139C~~	~~03~~	~~For Information~~		
NA-SZ-XX-AS-400-339	Special Feeds NCH-01-SPF-001 Lobby	A	Status A		
NA-SZ-XX-AS-400-340	Decontamination NSGH-02-DCT-002 returns Hold	A	Status A		
NA-SZ-XX-AS-400-341	Main Entrance NSGH-00-ENT-019 Telephone wheelchair accessible	A	Status A		
~~NA-SZ-xx-AS-400-345~~	~~Document Library H0339C~~	~~01~~	~~For Information~~		
NA-SZ-XX-AS-400-346	Critical Care - PICU NCH-01-CCW-045 MDT Room/ Clinical Conference room	C	For Construction		
~~NA-SZ-xx-AS-400-347~~	~~Medicinema - H0516C1~~	~~01~~	~~For Information~~		
NA-SZ-XX-AS-400-348	Main Entrance NCH-00-ENT-028 Family Information & resource centre (including Internet & NHS Information Stations x4)	B	For Construction		
NA-SZ-XX-AS-400-351	Critical Care - PICU NCH-01-CCW-001 Visitors Foyer	B	Status A		
NA-SZ-XX-AS-400-355	OPD NCH-00-OPD-004 Reception: 5 person	A	Status A		
NA-SZ-XX-AS-400-356	Critical Care - PICU NCH-01-CCW-058 Central Communications / Staff Base + Reception	B	For Construction		
NA-SZ-XX-AS-400-358	Theatres NSGH-02-THE-002 Waiting Room/lounge (60places) doubles as shared seminar space	B	Status A		
NA-SZ-XX-AS-400-360	OPD NCH-00-OPD-006 Sub-Waiting Area	A	Status A		
NA-SZ-XX-AS-400-361	OPD NCH-00-OPD-02 Waiting Area (incl parent supervised play)	A	Status A		
NA-SZ-XX-AS-400-362	OPD NCH-00-OPD-124 Waiting Area (incl parent supervised area)	A	Status A		
NA-SZ-XX-AS-400-363	Main Entrance NCH-00-ENT-014 Childrens Club	C	For Construction		
NA-SZ-XX-AS-400-363-01	NCH Rehabilitation NCH-00-REH-007 Nursery	A	Status A		
NA-SZ-xx-AS-400-366	THEATRES NSGH-02-THE-210 UPS & IT HUB Room	05	Status A		
NA-SZ-XX-AS-400-368	Decontamination NSGH-02-DCT-018 Engineer Workshop	A	Status A		
NA-SZ-XX-AS-400-369	Medical Physics NSGH-02-MP-004/005/006 Adult Workshop	B	Status A		
NA-SZ-XX-AS-400-370	Basement FM Facilities NSGH-B1-FMB-008 Bed/ Trolley/ Chair Mintenance	A	Status A		
NA-SZ-XX-AS-400-371	Basement FM Facilities NSGH-B1-FMB-010 Decontamination Area	A	Status B		
NA-SZ-XX-AS-400-375	NCH Rehabilitation NCH-00-REH-033 Favrication Workroom	B	Status A		
NA-SZ-XX-AS-400-376	Medical Physics NSGH-02-MP-010 Paediatric Workshop	B	Status A		
NA-SZ-XX-AS-400-380	Ward Support Renal Services NCH-03-GWS-014 Bio Engineering Room	A	Status B		
~~NA-SZ-xx-AS-400-383~~	~~Service Room: Generator and Image Computer Equipment Angiography - K0906C~~	~~02~~	~~For Information~~		
NA-SZ-XX-AS-400-384	Main Entrance NSGH-00-ENT-022 Security (local) & Porters Room	B	Status B		
~~NA-SZ-xx-AS-400-386~~	~~Small Lab (endocrinology) - L320A~~	~~02~~	~~For Information~~		
NA-SZ-XX-AS-400-387	Radiology-Nuclear Medicine NSGH-01-RNM-026 Sample Countiers	B	Status A		
NA-SZ-XX-AS-400-388	OPD- Specialities NCH-00-OPD-145 Dental Lab	A	Status A		
NA-SZ-XX-AS-400-389	Emergency Department NCH-00-EMC-030 Near Patient Testing /status laboratory	A	Status A		
NA-SZ-XX-AS-400-389-01	OPD NCH-00-OPD-126 Near Patient Testing Lab	A	Status B		
NA-SZ-XX-AS-400-390	OPD- Specialities NCH-00-OPD-014 Observation Room	B	Status A		
~~NA-SZ-xx-AS-400-390-01~~	~~Medical Observation Area: 6-8 person: Psychology L1602C1~~	~~01~~	~~For Information~~		
NA-SZ-XX-AS-400-391	Accident & Emergency NSGH-00-EMC-115 Body Viewing/Bier Room	B	Status B		
NA-SZ-XX-AS-400-392	OPD NCH-00-OPD-090 Workshop	A	Status B		
NA-SZ-XX-AS-400-393	OPD First Floor NSGH-01-OPD1-078 OPD Manager	B	Status A		
NA-SZ-XX-AS-400-393-01	Medical Day Unit NSGH-01-MDU-049 General Office: 2 places	B	Status A		
NA-SZ-XX-AS-400-394	Main Entrance NSGH-00-ENT-025 Quality/ Training Managers	A	Status A		
NA-SZ-XX-AS-400-394-01	Haematology-Oncology Ward NSGH-04-HOW-006 Office	B	Status A		
NA-SZ-XX-AS-400-395	Medical Records NSGH-03-HR-012 Open Plan Office for 20 persons	A	Status A		
NA-SZ-XX-AS-400-396	Anaesthetic Facilities NCH-02-AFD-007 Office: 8 Staff	B	For Construction		
NA-SZ-XX-AS-400-397	THEATRES NCH-01-THE-168 Office: Medical Reporting: 1 staff	B	Status A		
~~NA-SZ-xx-AS-400-398~~	~~Printer Stations - M0409A~~	~~01~~	~~For Information~~		
NA-SZ-XX-AS-400-399	Consultant Offices NCH-03-GWS-005 Photocopying room	A	Status A		
NA-SZ-XX-AS-400-400	Main Entrance NSGH-00-DLO-016 Ambulance staff duty room: 5 places	A	Status A		
NA-SZ-XX-AS-400-400-01	Main Entrance NSGH-00-DLO-013 Ambulance Office (Board Staff)	A	Status A		
NA-SZ-XX-AS-400-401	Accident & Emergency NSGH-00-EMC-026 Police Office	B	Status A		
NA-SZ-XX-AS-400-402	Main Entrance NSGH-00-ENT-033 Voluntary Services - allowance	A	Status A		
NA-SZ-XX-AS-400-403	Main Entrance NCH-00-ENT-025 Counselling Room	B	For Construction		
NA-SZ-XX-AS-400-403-01	Main Entrance NSGH-00-ENT-036 Bereavement	A	Status A		
NA-SZ-XX-AS-400-404	Main Entrance NSGH-00-ENT-028/030/031 Patient advocates room	A	Status A		
NA-SZ-XX-AS-400-405	THEATRES NSGH-02-THE-066 Consultant/ SPRs 5person	A	Status A		
NA-SZ-XX-AS-400-406	OPD NCH-00-OPD-005 General Office & Reception	A	Status A		
NA-SZ-XX-AS-400-407	Main Entrance NSGH-00-ENT-032 Cashiers Office	A	Status A		
NA-SZ-XX-AS-400-408	Medical Records NSGH-03-HR-003 Office - 1 position + filing	A	Status A		
NA-SZ-XX-AS-400-409	Medical Records NSGH-03-HR-009 Main Records Staff Area	B	Status A		
NA-SZ-XX-AS-400-410	Medical Illustration NSGH-00-MIL-009 Workstations - Clinical Photography 5 places	B	Status A		
NA-SZ-XX-AS-400-411	Medical Records NSGH-03-HR-006 General Receipt/Sorting & Scanning	B	Status A		
NA-SZ-XX-AS-400-412	Main Entrance NSGH-00-ENT-023 Assistant Domestic & Portering Managers	A	Status A		
NA-SZ-XX-AS-400-413	THEATRES NCH-01-THE-054 Operating Theatre-Cardiac	B	Status A		
NA-SZ-XX-AS-400-413-01	Theatres NCH-02-THE-055 Neuro Surgery Theatre	B	Status A		
NA-SZ-XX-AS-400-414	Special Feeds NCH-01-SPF-006 Kitchen - Clean Prep area and Dirty Area	C	For Construction		
NA-SZ-XX-AS-400-415	Sanctuary NSGH-01-SAN-002 Beverage Bay	A	Status A		
NA-SZ-XX-AS-400-415-01	Medical Day Unit NSGH-01-MDU-005 Beverage Preparation Bay	B	Status A		
NA-SZ-XX-AS-400-415-02	FIFTH FLOOR WARD SUPPORT NSGH-05-WS5-017 Core D Trolley Hold	C	For Construction		
NA-SZ-XX-AS-400-416	Medical Day Unit/ Clinical Inv. NCH-01-MDU-008 Beverage Preparation Bay	C	For Construction		

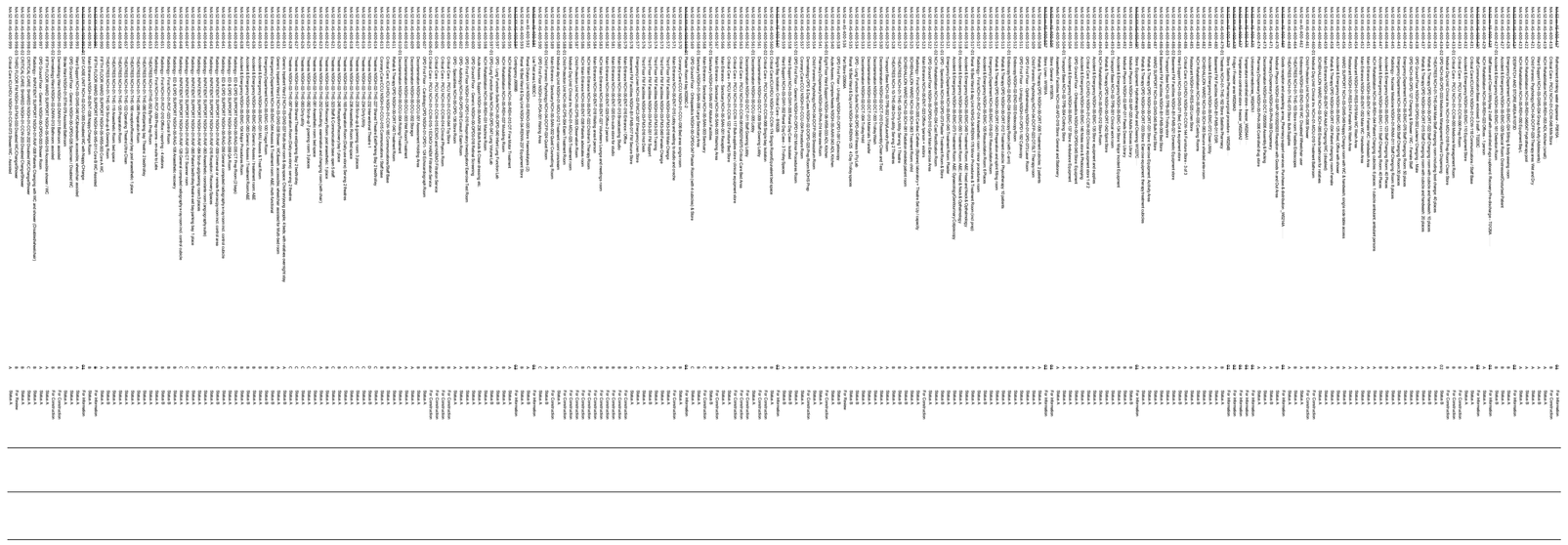

Drawing Number	Title	Current Revision	Status	As Built Revision	Issue Date
Adult Sanctuary Sections					
NA-ZK-01-SE-252-209	NSGH Sanctuary Sections 1	01	For Tender		
NA-ZK-01-SE-252-210	NSGH Sanctuary Sections 2	03	For Tender		
NA-ZK-01-SE-252-211	NSGH Sanctuary Sections 3	02	For Tender		
Adult Atrium Sections					
NA-ZK-XX-EL-252-100	Adult Atrium Elevations	09	For Review		
NA-ZK-XX-EL-252-101	Adult Atrium Elevations	09	For Review		
Lightwell Sections					

Drawing Number	Title	Current Revision	Status	As Built Revision	Issue Date
	PLANNING DRAWINGS ***NA PROPOSE USING STAMPED SET IN PLACE OF STANDALONE AS-BUILTS***				
	Planning elevations 1:200				
NA-XX-XX-EL-251-001	North Elevation	08	Issued for Planning		
NA-XX-XX-EL-251-002	East elevation	07	Issued for Planning		
NA-XX-XX-EL-251-003	South Elevation	08	Issued for Planning		
NA-XX-XX-EL-251-004	West Elevation	07	Issued for Planning		
	Building sections 1:200				
NA-xx-xx-SE-251-101	Section A-A (coloured)	05	For Review		
NA-xx-xx-SE-251-102	Section B-B (coloured)	05	For Review		
NA-xx-xx-SE-251-108	Section J-J (coloured)	05	For Review		
	Planning sections 1:20				
NA-XX-XX-SE-251-230	Cladding Section & Elevations - Grade A Masonry Adult OPD	08	Issued For Planning		
NA-XX-XX-SE-251-231	Cladding Section & Elevation - Capped Curtain Walling - Adults Main Entrance	08	Issued For Planning		
NA-XX-XX-SE-251-232	Cladding Section & Elevation - High Presuure Laminate Panel & Capped Curtain Walling - Childrens Main Entrance	08	Issued For Planning		
NA-XX-XX-SE-251-233	Cladding Section & Elevation - Childrens Zinc Cladding	08	Issued For Planning		
NA-XX-XX-SE-251-234	Cladding Section & ELevation - Unitised Cladding - Tower & Roof Top PLant	08	Issued For Planning		
NA-XX-XX-SE-251-235	Cladding Section & Elevation Unitised Cladding & Composite Aluminium Cladding - Adults Main Entrance	08	Issued For Planning		
NA-XX-XX-SE-251-236	NSGH Rehab Courtyard - For Planning	06	Issued For Planning		
NA-XX-XX-SE-251-237	Cladding Section & Elevation - Aluminium composite panel clad boxes / grade B masonry / render - childrens west elevation	09	Issued For Planning		
NA-XX-XX-SE-251-238	Cladding Section & Elevation Grade B Masonry & Render - Childerns West Elevation	09	Issued For Planning		
NA-XX-XX-SE-251-239	Cladding Section & Elevation unitised Cladding & Composite Aluminium Cladding - Adults Main Entrance	07	Status B		
	Planning courtyard elevations 1:200				
NA-xx-xx-EL-251-035	Courtyard 5 Elevations NSGH AAU2	07	Issued For Planning		
NA-xx-xx-EL-251-036	Courtyard 6 Elevations NSGH Theatres	07	Issued For Planning		
NA-xx-xx-EL-251-037	Courtyard 7 Elevations NSGH AAU 3	07	Issued For Planning		
NA-xx-xx-EL-251-038	Courtyard 8 Elevations NCH Radiology	07	Issued For Planning		
NA-xx-xx-EL-251-039	Courtyard 9 Elevations NCH Rehab	07	Issued For Planning		
NA-xx-xx-EL-251-040	Courtyard 10 Elevations NSGH Rehab	07	Issued For Planning		
NA-xx-xx-EL-251-041	Courtyard 11 Elevations OPD/Cafe	07	Issued For Planning		
NA-xx-xx-EL-251-042	Elevations NCH Roof Play Terrace	06	Issued For Planning		
NA-xx-xx-EL-251-043	Courtyard 1 Elevations NCH Sanctuary	07	Issued For Planning		
NA-xx-xx-EL-251-044	Courtyard 2 Elevations NCH A&E	08	Issued For Planning		
NA-xx-xx-EL-251-045	Courtyard 3 Elevations NSGH A&E	08	Issued For Planning		
NA-xx-xx-EL-251-046	Courtyard 4 Elevations AAU1	08	Issued For Planning		
	Planning GA plans 1:400				
NA-xx-00-PL-251-200	Ground Floor Planning GA	03	Issued For Planning		
NA-xx-01-PL-251-200	First Floor Planning GA	03	Issued For Planning		
NA-xx-02-PL-251-200	Second Floor Planning GA	03	Issued For Planning		
NA-xx-03-PL-251-200	Third Floor Planning GA	02	Issued For Planning		
NA-xx-04-PL-251-200	Fourth Floor Planning GA	02	Issued For Planning		
NA-xx-05-PL-251-200	Fifth Floor Planning GA	02	Issued For Planning		
NA-xx-06-PL-251-200	Sixth Floor Planning GA	02	Issued For Planning		
NA-xx-12-PL-251-200	Twelfth Floor Planning GA	02	Issued For Planning		
NA-xx-13-PL-251-200	Thirteenth Floor Planning GA	02	Issued For Planning		
NA-xx-14-PL-251-200	Fourteenth Floor Planning GA	02	Issued For Planning		
NA-xx-B1-PL-251-200	Basement Floor Planning GA	01	Issued For Planning		
NA-xx-xx-PL-251-001	Roof Planning GA	01	Issued For Planning		

Drawing Number	Title	Current Revision	Status	As Built Revision	Issue Date
	PRE-T3 INFORMATION (SUPERSEDED AND/OR SUBCONTRACTOR'S DESIGN)				
	Building sections 1:200				
NA-XX-XX-SE-251-000	1:200 Section Key	02	For information		
NA-XX-XX-SE-251-001	Section A - A	01	For information		
NA-XX-XX-SE-251-002	Section B - B	01	For information		
NA-XX-XX-SE-251-003	Section C - C	01	For information		
NA-XX-XX-SE-251-005	Section E-E	01	For information		
NA-XX-XX-SE-251-006	Section G-G	01	For information		
NA-XX-XX-SE-251-007	Section H-H	01	For information		
NA-XX-XX-SE-251-008	Section J-J	01	For information		
	Cladding type plans 1:500				
NA-XX-00-PL-251-001	NSGH Ground Floor - External Cladding Type - Location Plan	13	Status A		
NA-XX-01-PL-251-001	NSGH First Floor - External Cladding Type - Location Plan	10	Status A		
NA-XX-02-PL-251-001	NSGH Second Floor - External Cladding Type - Location Plan	11	Status A		
NA-XX-03-PL-251-001	NSGH Third Floor - External Cladding Type - Location Plan	11	Status A		
NA-XX-04-PL-251-001	NSGH Fourth Floor - External Cladding Type - Location Plan	11	Status A		
NA-xx-05-PL-251-001	NSGH Fifth to Eleventh Floor - External Cladding Type - Location Plan	09	Status A		
NA-XX-12-PL-251-001	NSGH Twelfth Floor - External Cladding Type - Location Plan	09	Status A		
NA-xx-13-PL-251-001	NSGH Thirteenth Floor - External Cladding Type - Location Plan	02	Status A		
	Canopies				
NA-XX-00-AS-340-203	NCH Staff Entrance Canopy	02	Status A		
NA-XX-00-AS-340-204	Childrens' Entrance Canopy	03	For Information		
NA-XX-00-AS-340-205	A&E Canopy	02	For Information		
	Helipad				
NA-XX-13-AS-240-160	Helipad - 13th Floor Plan (lift access level)	02	For Information		
NA-XX-14-AS-240-160	Helipad - 14th Floor Plan (helipad)	02	Status B		
NA-XX-XX-AS-240-161	Helipad - Detailed Sections	02	For Information		
	Roof lights				
NA-XX-XX-DT-340-106	Roof Light 1 - Plan, Section & Details	02	Status A		
NA-XX-XX-DT-340-107	Roof Light 2 - Plan, Section & Details	02	Status A		
	BMU				
NA-XX-12-AS-200-150	Building Maintenance Unit (BMU) - Sections (1 of 2)	01	For Information		
NA-XX-12-AS-200-151	Building Maintenance Unit (BMU) - Sections (2 of 2)	01	For Information		
	ETFE				
NA-XX-04-PL-240-104	FOURTH FLOOR ROOF ETFE NCH	03	Status B		
NA-ZK-12-SE-340-100	Adult_atrium_proposal 1	03	Status B		

Drawing Number	Title	Current Revision	Status	As Built Revision	Issue Date
	T3 INFORMATION				
	Coordinated Cladding Sections				
NA-XX-XX-SE-251-304	Co-ordinated Cladding Sections - Areas 8&4, Zones D&G	B	Status B		
NA-XX-XX-SE-251-305	Co-ordinated Cladding Sections - Area 7, Zone D	B	Status B		
NA-XX-XX-SE-251-306	Co-ordinated Cladding Sections - Areas 3&4, Zones D&G	B	Status B		
NA-XX-XX-SE-251-307	Co-ordinated Cladding Sections - Areas 4&7, Zones D&G	B	Status B		
NA-XX-XX-SE-251-308	Co-ordinated Cladding Sections - Areas 8,7,3&4, Zones D&G	B	Status B		
NA-XX-XX-SE-251-309	Co-ordinated Cladding Sections	B	For Construction		
NA-XX-XX-SE-251-310	Co-ordinated Cladding Sections	B	For Construction		
NA-XX-XX-SE-251-311	Co-ordinated Cladding Sections - Area 22 - Zone H	A	For Construction		
NA-XX-XX-SE-251-312	Co-Ordinated Cladding	F	Status A		
NA-XX-XX-SE-251-313	Co-ordinated Cladding Sections Area 16 Zone E	A	Status A		
NA-XX-XX-SE-251-314	Co-ordinated Cladding Sections Area 15 Zone E	A	Status A		
NA-XX-XX-SE-251-315	Co-ordinated Cladding Sections Area 15 Zone E	A	Status A		
NA-XX-XX-SE-251-316	Coordinated Cladding Sections	B	For Construction		
NA-XX-XX-SE-251-317	Co-ordinated Cladding Sections - Area 24 - Zone J	A	For Construction		
NA-XX-XX-SE-251-318	Co-ordinated Cladding Sections - Area 24 - Zone J	B	For Construction		
NA-XX-XX-SE-251-319	Co-ordinated Cladding Sections - Area 24 - Zone J	B	For Construction		
NA-XX-XX-SE-251-320	Coordinated Cladding Sections Area F/J	B	Status A		
NA-XX-XX-SE-251-321	Coordinated Cladding Sections Area F/J	B	Status A		
NA-XX-XX-SE-251-322	Co-ordinated Cladding Sections	A	Status A		
NA-XX-XX-SE-251-323	Co-ordinated Cladding Sections	A	Status A		
NA-XX-XX-SE-251-324	Coordinated Cladding Sections - Zone A - Area 11	C	Status A		
NA-XX-XX-SE-251-325	Coordinated Cladding Sections - Zone A - Area 11	B	Status A		
NA-XX-XX-SE-251-326	Coordinated Cladding Sections - Zone A - Area 11	C	Status A		
NA-XX-XX-SE-251-327	Co-ordinated Cladding Sections - Area 19 - Sections 61/63	A	Status A		
NA-XX-XX-SE-251-328	Co-ordinated Cladding Sections - Area 19 - Sections 61/63	A	Status A		
NA-XX-XX-SE-251-329	Co-ordinated Cladding Sections - Area 13	C	For Construction		
NA-XX-XX-SE-251-330	Co-ordinated Cladding Sections - Area 40A	A	Status A		
NA-XX-XX-SE-251-331	Co-ordinated Cladding Sections	B	Status B		
NA-XX-XX-SE-251-332	Area 18 - Co-ordinated Cladding Sections 73/74	A	Status B		
NA-XX-XX-SE-251-333	Area 18 - Co-ordinated Cladding Sections 75/76/77/78	B	For Construction		
NA-XX-XX-SE-251-334	Co-ordinated Cladding Sections - Area 14 - Sections 79, 80, 81, 82	A	Status A		
NA-XX-XX-SE-251-335	CLADDING SECTIONS PLANTROOM 41 A	B	For Construction		
NA-XX-XX-SE-251-336	CO-ORDINATED CLADDING SECTIONS - SECTIONS 88, 89	A	Status B		
NA-XX-XX-SE-251-337	CO-ORDINATED CLADDING SECTIONS - SECTIONS 90, 91, 92	A	Status B		
NA-ZD-XX-SE-251-227	CO-ORDINATED CLADING - AREA 6 SECTIONS 1;2;3	A	For Construction		
NA-ZD-XX-SE-251-302	Coordinated Cladding Sections - 04,05,06	A	Status A		
NA-ZD-XX-SE-251-303	Coordinated Cladding Sections - 07,08,09	A	For Construction		
	Coordinated elevations				
	Unitised cladding				
NA-XX-XX-EL-251-201	Unitised Cladding Coordinated Elevations North	F	Status A		
NA-XX-XX-EL-251-202	Unitised Cladding Coordinated Elevations East	E	Status A		
NA-XX-XX-EL-251-203	Unitised Cladding Coordinated Elevations South	E	Status A		
NA-XX-XX-EL-251-204	Unitised Cladding Coordinated Elevations West	E	Status A		
NA-XX-XX-EL-251-205	Unitised Cladding Coordinated Elevations North East	E	Status A		
NA-XX-XX-EL-251-206	Unitised Cladding Coordinated Elevations South East	E	Status A		
NA-XX-XX-EL-251-207	Unitised Cladding Coordinated Elevations South West	E	Status A		
NA-XX-XX-EL-251-208	Unitised Cladding Coordinated Elevations North West	F	Status A		
	Solid cladding				
NA-XX-XX-EL-251-302	Courtyard 2 Elevations	B	Status A		
NA-XX-XX-EL-251-303	Courtyard 3 Elevations	B	Status A		
NA-XX-XX-EL-251-304	PODIUM - SOUTH - AREA 1-8 (NOT 6) COORDINATED ELEVATION	B	Status A		
NA-XX-XX-EL-251-305	PODIUM -SOUTH & EAST -AREA 1-8 (NOT 6)	C	Status A		
NA-XX-XX-EL-251-306	Courtyard 4 Elevations	B	Status A		
NA-XX-XX-EL-251-307	Courtyard 5 Elevations	B	Status A		
NA-XX-XX-EL-251-309	Courtyard 7 Elevations	B	Status B		
NA-XX-XX-EL-251-310	Podium South East Co-ordinated elevation	A	For Construction		
NA-XX-XX-EL-251-311	Podium South East Co-ordinated elevation	c	Status A		
NA-XX-XX-EL-251-313	Courtyard 6 Elevations	A	Status A		
NA-XX-XX-EL-251-314	Courtyard 8 Elevations	A	Status A		
NA-XX-XX-EL-251-316	Podium Area 23 - Coordinated Elevation	A	For Construction		
NA-XX-XX-EL-251-317	Courtyard 10 Elevations	C	For Construction		
NA-XX-XX-EL-251-319	Courtyard 11 Elevations	A	For Construction		
NA-XX-XX-EL-251-320	Courtyard 9 Elevations	A	Status A		
NA-XX-XX-EL-251-323	Courtyard 1 Elevations - Zone A - Area 11	E	Status A		
NA-XX-XX-EL-251-324	Main Entrance Elevations - Zone F - Area 19	A	Status A		
NA-XX-XX-EL-251-325	Main Entrance Elevations - Zone F - Area 19	A	Status A		
NA-XX-XX-EL-251-326	Main Entrance Elevations - Zone F - Area 19	C	For Construction		
NA-XX-XX-EL-251-327	NCH East Elevation	E	For Construction		
NA-XX-XX-EL-251-328	NCH East Elevation	A	Status A		
NA-XX-XX-EL-251-329	NCH West Elevation - Zone C - Area 17	C	For Construction		
NA-XX-XX-EL-251-330	Zone C - NCH North / West Elevations	B	For Construction		
NA-XX-XX-EL-251-331	NCH - DCFP COURTYARD ELEVATIONS	A	Status A		
NA-XX-XX-EL-251-332	PLANTROOM 41 A ELEVATIONS	B	For Construction		
NA-XX-XX-EL-251-333	12th FLOOR PLANTROOM ELEVATIONS - 1	C	For Construction		
NA-XX-XX-EL-251-334	12th FLOOR PLANTROOM ELEVATIONS - 2	C	For Construction		
NA-XX-XX-EL-251-335	Core G Elevations - Insulated Panels Only	A	Status A		
NA-XX-03-EL-251-308	PLANTROOM ELEVATIONS AREA 1-8 (NOT 6)	B	Status A		
NA-ZA-XX-EL-251-312	Podium Elevation - Unfolded Children's Elevaion G	D	Status A		
NA-ZA-XX-EL-251-315	Childrens Hospital - Area 10 Coordinated Elevation	D	Status A		
NA-ZB-XX-EL-251-321	Area 12 - Coordinated Elevation	F	Status A		
NA-ZB-XX-EL-251-322	Area 12 - Coordinated Elevation	F	Status A		
NA-ZD-XX-EL-251-301	PODIUM - SOUTH - AREA 6	B	Status A		
NA-ZJ-XX-EL-251-318	Podium - Area 25 & 26 Coordinated Elevation	B	Status A		
	GA setting-out plans				
	Level 0				
NA-XX-00-PL-251-317	GROUND FLOOR - COURTYARD 8 - FACADE SETTING-OUT	A	Status A		
NA-XX-00-PL-251-318	Ground Floor Setting Out Plans - Area 23	A	For Construction		
NA-XX-00-PL-251-323	Ground Floor - Courtyard 9 - Facade Setting Out	A	Status A		
NA-XX-00-PL-251-326	Ground Floor and Roof Plan Setting Out - Courtyard 1	C	Status A		
NA-XX-00-PL-251-327	Ground Floor Facade Setting Out	B	For Construction		
NA-XX-00-PL-251-328	Ground Floor Facade Setting Out - Area 19	B	For Construction		
NA-ZA-00-PL-251-314	Ground Floor Facade Setting Out	A	Status A		
NA-ZA-00-PL-251-315	GROUND FLOOR - FACADE SETTING-OUT - Area 10	A	Status A		
NA-ZA-00-PL-251-325	Ground Floor Facade Setting Out - Courtyard 1	B	Status A		
NA-ZB-00-PL-251-324	Area 12 - Ground Floor Facade Setting Out	B	Status B		
NA-ZC-00-PL-251-334	Ground Floor Facade Setting Out - Area 17	A	Status A		
NA-ZC-00-PL-251-335	Area 18 - Ground Floor Facade Setting Out	B	For Construction		
NA-ZC-00-PL-251-336	Area 18 - Ground Floor Facade Setting Out	A	Status A		
NA-ZD-00-PL-251-300	Ground Floor Facade Setting-out AREA 6	A	For Construction		
NA-ZD-00-PL-251-304	GROUND FLOOR FACADE SETTING-OUT AREA 1-8 (NOT 6)	A	Status A		
NA-ZD-00-PL-251-307	GROUND FLOOR FACADE SETTING-OUT AREA 1-8 (NOT 6)	A	Status A		
NA-ZF-00-PL-251-322	Ground Floor - Courtyard 11 - Facade Setting Out	A	For Construction		
NA-ZF-00-PL-251-327	Ground FLoor Facade Setting Out - Area 19	C	For Construction		
NA-ZF-00-PL-251-328	Ground FLoor Facade Setting Out - Area 19	C	For Construction		
NA-ZG-00-PL-251-305	GROUND FLOOR FACADE SETTING-OUT AREA 1-8 (NOT 6)	A	Status A		
NA-ZG-00-PL-251-306	GROUND FLOOR FACADE SETTING-OUT AREA 1-8 (NOT 6)	A	Status A		
NA-ZH-00-PL-251-311	Ground Floor Facade Setting Out Area 21	A	For Construction		
NA-ZH-00-PL-251-312	Ground Floor Facade Setting Out Area 21	A	For Construction		
NA-ZH-00-PL-251-313	Facade Setting Out	A	For Construction		
NA-ZJ-00-PL-251-319	Courtyard 10 - Ground Floor Facade Setting Out	A	For Construction		
NA-ZJ-00-PL-251-320	Ground Floor - Area 25 Setting Out	B	Status A		
NA-ZJ-00-PL-251-321	Ground Floor - Area 26 Setting Out	A	For Construction		
	Level 1				
NA-xx-01-PL-251-317	FIRST FLOOR - COURTYARD 8 - FACADE SETTING-OUT - Area 15	A	Status A		
NA-XX-01-PL-251-318	First Floor Setting Out Plans - Area 23	A	For Construction		
NA-XX-01-PL-251-323	First Floor - Courtyard 9 - Facade Setting Out	A	Status A		
NA-XX-01-PL-251-327	First Floor Facade Setting Out - Area 19	B	For Construction		
NA-XX-01-PL-251-328	First Floor Facade Setting Out - Area 19	B	For Construction		
NA-ZA-01-PL-251-314	First Floor Facade Setting Out	A	Status A		
NA-ZA-01-PL-251-315	FIRST FLOOR - FACADE SETTING-OUT - Area 10	A	Status A		
NA-ZA-01-PL-251-325	First Floor Facade Setting Out - Courtyard 1	A	Status A		
NA-ZB-01-PL-251-324	Area 12 - First Floor Facade Setting Out	A	Status A		
NA-ZC-01-PL-251-334	First Floor Facade Setting Out - Area 17	A	Status A		
NA-ZC-01-PL-251-335	Area 18 - First Floor Facade Setting Out	A	Status A		
NA-ZC-01-PL-251-336	Area 18 - First Floor Facade Setting Out	A	Status A		
NA-ZD-01-PL-251-301	First Floor Facade Setting-out AREA 6	A	For Construction		
NA-ZD-01-PL-251-304	FIRST FLOOR FACADE SETTING-OUT AREA 1-8 (NOT 6)	A	Status A		
NA-ZD-01-PL-251-307	FIRST FLOOR FACADE SETTING-OUT AREA 1-8 (NOT 6)	A	Status A		
NA-ZF-01-PL-251-322	First Floor - Courtyard 11 - Facade Setting Out	A	For Construction		
NA-ZF-01-PL-251-327	First FLoor Facade Setting Out - Area 19	B	Status A		
NA-ZF-01-PL-251-328	First FLoor Facade Setting Out - Area 19	B	Status A		
NA-ZG-01-PL-251-305	FIRST FLOOR FACADE SETTING-OUT AREA 1-8 (NOT 6)	A	Status A		
NA-ZG-01-PL-251-306	FIRST FLOOR FACADE SETTING-OUT AREA 1-8 (NOT 6)	A	Status A		
NA-ZH-01-PL-251-311	First Floor Facade Setting Out Area 21	A	For Construction		
NA-ZH-01-PL-251-312	First Floor Facade Setting Out Area 21	A	For Construction		
NA-ZH-01-PL-251-313	Facade Setting Out	A	For Construction		
NA-ZJ-01-PL-251-319	Courtyard 10 - First Floor Facade Setting Out	A	For Construction		
NA-ZJ-01-PL-251-320	First Floor - Area 25 Setting Out	A	For Construction		
NA-ZJ-01-PL-251-321	First Floor - Area 26 Setting Out	A	For Construction		
	Level 2				
NA-xx-02-PL-251-316	SECOND FLOOR - COURTYARD 6 - FACADE SETTING-OUT - Area 16	A	Status A		
NA-xx-02-PL-251-317	SECOND FLOOR - COURTYARD 6 - FACADE SETTING-OUT - Area 15	A	Status A		
NA-XX-02-PL-251-318	Second Floor Setting Out Plans - Area 23	A	For Construction		
NA-XX-02-PL-251-323	Second Floor- Courtyard 9 - Facade Setting Out	A	Status A		
NA-XX-02-PL-251-327	Second Floor Facade Setting Out - Area 19	A	For Construction		
NA-XX-02-PL-251-328	Second Floor Facade Setting Out - Area 19	A	For Construction		
NA-XX-02-PL-251-330	Second Floor Reynobond Lower Facade Setting Out - Area 19	A	For Construction		
NA-XX-02-PL-251-331	Second Floor Reynobond Higher Facade Setting Out - Area 19	A	For Construction		
NA-XX-02-PL-251-332	Second Floor Plantroom 22 Reynobond Setting Out - Area 19	A	For Construction		
NA-ZA-02-PL-251-314	Second Floor Facade Setting Out	A	Status A		
NA-ZA-02-PL-251-315	SECOND FLOOR - FACADE SETTING-OUT - Area 10	A	Status A		
NA-ZA-02-PL-251-325	Second Floor Facade Setting Out - Courtyard 1	A	Status A		
NA-ZB-02-PL-251-324	Area 12 - Second Floor Facade Setting Out	A	Status A		
NA-ZC-02-PL-251-334	Second Floor Facade Setting Out - Area 17	A	Status A		
NA-ZC-02-PL-251-335	Area 18 - Second Floor Facade Setting Out	A	Status A		
NA-ZC-02-PL-251-336	Area 18 - Second Floor Facade Setting Out	A	Status A		
NA-ZD-02-PL-251-302	Second Floor Facade Setting-out AREA 6	A	For Construction		
NA-ZD-02-PL-251-304	SECOND FLOOR FACADE SETTING-OUT AREA 1-8 (NOT 6)	B	Status B		
NA-ZD-02-PL-251-307	SECOND FLOOR FACADE SETTING-OUT AREA 1-8 (NOT 6)	A	Status A		
NA-ZF-02-PL-251-322	Second Floor - Courtyard 11 - Facade Setting Out	A	For Construction		
NA-ZF-02-PL-251-327	Second FLoor Facade Setting Out - Area 19	A	Status A		
NA-ZF-02-PL-251-328	Second FLoor Facade Setting Out - Area 19	A	Status A		
NA-ZF-02-PL-251-330	Second FLoor Reynobond (Lower) Facade Setting Out - Area 19	A	Status A		
NA-ZF-02-PL-251-331	Second FLoor Reynobond (Higher) Facade Setting Out - Area 19	A	Status A		
NA-ZF-02-PL-251-332	Second Floor Plantroom 22 Reynobond Setting Out - Area 19	A	Status A		
NA-ZG-02-PL-251-305	SECOND FLOOR FACADE SETTING-OUT AREA 1-8 (NOT 6)	B	Status A		
NA-ZG-02-PL-251-306	SECOND FLOOR FACADE SETTING-OUT AREA 1-8 (NOT 6)	A	Status A		
NA-ZH-02-PL-251-311	Second Floor Facade Setting Out Area 21	A	For Construction		
NA-ZH-02-PL-251-312	Second Floor Facade Setting Out Area 21	A	For Construction		
NA-ZH-02-PL-251-313	Facade Setting Out	A	For Construction		
NA-ZJ-02-PL-251-319	Courtyard 10 - Second Floor Facade Setting Out	A	For Construction		
NA-ZJ-02-PL-251-320	Second Floor - Area 25 Setting Out	A	For Construction		
NA-ZJ-02-PL-251-321	Second Floor - Area 26 Setting Out	A	For Construction		
	Level 3				
NA-XX-03-PL-251-309	THIRD FLOOR FACADE STTING-OUT AREA 1-8 (NOT 6)	A	Status A		
NA-xx-03-PL-251-316	THIRD FLOOR - COURTYARD - FACADE SETTING-OUT - Area 15	A	Status A		
NA-xx-03-PL-251-317	THIRD FLOOR - COURTYARD 8 - FACADE SETTING-OUT - Area 15	A	Status A		
NA-XX-03-PL-251-318	Third Floor Setting Out Plans - Area 23	A	For Construction		
NA-XX-03-PL-251-323	Third Floor- Courtyard 9 - Facade Setting Out	A	Status A		
NA-XX-03-PL-251-327	Third Floor Facade / Ribbon Window Setting Out - Area 19	A	For Construction		
NA-XX-03-PL-251-328	Third Floor Facade Setting Out - Area 19	A	For Construction		
NA-XX-03-PL-251-329	Third Floor - Zone E Facade Setting Out - Area 40A	A	Status A		
NA-XX-03-PL-251-333	Third Floor Facade Setting Out - Area 13	A	Status A		
NA-ZA-03-PL-251-314	Third Floor Facade Setting Out	A	Status A		
NA-ZA-03-PL-251-315	THIRD FLOOR - FACADE SETTING-OUT - Area 10	A	Status A		
NA-ZA-03-PL-251-325	Third Floor Facade Setting Out - Courtyard 1	A	Status A		
NA-ZB-03-PL-251-324	Area 12 - Third Floor Facade Setting Out	A	Status A		
NA-ZC-03-PL-251-334	Third Floor Facade Setting Out - Area 17	A	Status A		
NA-ZC-03-PL-251-335	Area 18 - Third Floor Facade Setting Out	A	Status A		
NA-ZD-03-PL-251-308	THIRD FLOOR FACADE SETTING-OUT AREA 1-8 (NOT 6)	A	Status A		
NA-ZF-03-PL-251-327	Third FLoor Facade / Ribbon Window Setting Out - Area 19	A	Status A		
NA-ZF-03-PL-251-328	Third FLoor Facade Setting Out - Area 19	A	Status A		
NA-ZG-03-PL-251-310	THIRD FLOOR FACADE SETTING-OUT AREA 1-8 (NOT 6)	B	Status A		
NA-ZH-03-PL-251-311	Third Floor Facade Setting Out Area 21	A	For Construction		
NA-ZH-03-PL-251-312	Third Floor Facade Setting Out Area 21	A	For Construction		
NA-ZH-03-PL-251-313	Facade Setting Out	A	For Construction		
NA-ZJ-03-PL-251-319	Courtyard 10 - Third Floor Facade Setting Out	A	For Construction		
NA-ZJ-03-PL-251-320	Third Floor - Area 25 Setting Out	A	For Construction		
	Level 4				
NA-XX-04-PL-251-333	Fourth Floor Facade Setting Out - Area 13	A	Status A		
NA-ZA-04-PL-251-314	Fourth Floor Facade Setting Out	A	Status A		
NA-ZA-04-PL-251-315	FOURTH FLOOR - FACADE SETTING-OUT - Area 10	A	For Construction		
NA-ZA-04-PL-251-325	Fourth Floor Facade Setting Out - Courtyard 1	A	Status B		
NA-ZB-04-PL-251-324	Area 12 - Fourth Floor Facade Setting Out	A	Status A		
NA-ZB-04-PL-251-337	Fourth Floor Facade Setting Out - Area 14 - DCFP Courtyard	A	Status A		
NA-ZC-04-PL-251-334	Fourth Floor Facade Setting Out - Area 17	A	Status A		
NA-ZC-04-PL-251-335	Area 18 - Fourth Floor Facade Setting Out	A	Status A		
	Level 5				
NA-ZB-05-PL-251-338	FIFTH FLOOR FACADE SETTING OUT PLANTROOM 41 A	B	For Construction		
	Level 12				
NA-SZ-12-PL-251-340	TWELFTH FLOOR - FACADE SETTING-OUT PLAN	B	Status A		
NA-SZ-12-PL-251-344	TWELFTH FLOOR - FACADE SETTING-OUT PLAN	B	Status A		
NA-SZ-12-PL-251-346	TWELFTH FLOOR - FACADE SETTING-OUT PLAN	B	Status A		
NA-ZE-12-PL-251-339	TWELFTH FLOOR - FACADE SETTING-OUT PLAN	B	Status A		
NA-ZF-12-PL-251-341	TWELFTH FLOOR - FACADE SETTING-OUT PLAN	B	Status A		
NA-ZH-12-PL-251-345	TWELFTH FLOOR - FACADE SETTING-OUT PLAN	B	Status A		
NA-ZJ-12-PL-251-342	TWELFTH FLOOR - FACADE SETTING-OUT PLAN	B	Status A		
NA-ZJ-12-PL-251-343	TWELFTH FLOOR - FACADE SETTING-OUT PLAN	B	Status A		
	Unitised plans				
	Level 4				
NA-xx-04-PL-251-101	TOWER FACADE SETTING OUT 4TH FLOOR 1 of 4	C	For Construction		
NA-xx-04-PL-251-102	TOWER FACADE SETTING OUT 4TH FLOOR 2 of 4	C	For Construction		
NA-xx-04-PL-251-103	TOWER FACADE SETTING OUT 4TH FLOOR 3 of 4	C	Status B		
NA-xx-04-PL-251-104	TOWER FACADE SETTING OUT 4TH FLOOR 4 of 4	C	For Construction		
	Level 5				
NA-xx-05-PL-251-101	TOWER FACADE SETTING OUT 5TH FLOOR 1 of 4	C	For Construction		
NA-xx-05-PL-251-102	TOWER FACADE SETTING OUT 5TH FLOOR 2 of 4	C	For Construction		
NA-xx-05-PL-251-103	TOWER FACADE SETTING OUT 5TH FLOOR 3 of 4	C	Status B		
NA-xx-05-PL-251-104	TOWER FACADE SETTING OUT 5TH FLOOR 4 of 4	C	For Construction		
	Level 6				
NA-xx-06-PL-251-101	TOWER FACADE SETTING OUT 6TH FLOOR 1 of 4	C	For Construction		
NA-xx-06-PL-251-102	TOWER FACADE SETTING OUT 6TH FLOOR 2 of 4	C	For Construction		
NA-xx-06-PL-251-103	TOWER FACADE SETTING OUT 6TH FLOOR 3 of 4	C	Status B		
NA-xx-06-PL-251-104	TOWER FACADE SETTING OUT 6TH FLOOR 4 of 4	C	For Construction		
	Level 7				
NA-xx-07-PL-251-101	TOWER FACADE SETTING OUT 7TH FLOOR 1 of 4	C	For Construction		
NA-xx-07-PL-251-102	TOWER FACADE SETTING OUT 7TH FLOOR 2 of 4	C	For Construction		
NA-xx-07-PL-251-103	TOWER FACADE SETTING OUT 7TH FLOOR 3 of 4	D	Status B		
NA-xx-07-PL-251-104	TOWER FACADE SETTING OUT 7TH FLOOR 4 of 4	C	For Construction		
	Level 8				
NA-xx-08-PL-251-101	TOWER FACADE SETTING OUT 8TH FLOOR 1 of 4	C	For Construction		
NA-xx-08-PL-251-102	TOWER FACADE SETTING OUT 8TH FLOOR 2 of 4	C	For Construction		
NA-xx-08-PL-251-103	TOWER FACADE SETTING OUT 8TH FLOOR 3 of 4	C	Status B		
NA-xx-08-PL-251-104	TOWER FACADE SETTING OUT 8TH FLOOR 4 of 4	C	For Construction		
	Level 9				
NA-xx-09-PL-251-101	TOWER FACADE SETTING OUT 9TH FLOOR 1 of 4	C	For Construction		
NA-xx-09-PL-251-102	TOWER FACADE SETTING OUT 9TH FLOOR 2 of 4	C	For Construction		
NA-xx-09-PL-251-103	TOWER FACADE SETTING OUT 9TH FLOOR 3 of 4	C	Status B		
NA-xx-09-PL-251-104	TOWER FACADE SETTING OUT 9TH FLOOR 4 of 4	C	For Construction		
	Level 10				
NA-xx-10-PL-251-101	TOWER FACADE SETTING OUT 10TH FLOOR 1 of 4	C	For Construction		
NA-xx-10-PL-251-102	TOWER FACADE SETTING OUT 10TH FLOOR 2 of 4	C	For Construction		
NA-xx-10-PL-251-103	TOWER FACADE SETTING OUT 10TH FLOOR 3 of 4	C	Status B		
NA-xx-10-PL-251-104	TOWER FACADE SETTING OUT 10TH FLOOR 4 of 4	C	For Construction		
	Level 11				
NA-xx-11-PL-251-101	TOWER FACADE SETTING OUT 11TH FLOOR 1 of 4	C	For Construction		
NA-xx-11-PL-251-102	TOWER FACADE SETTING OUT 11TH FLOOR 2 of 4	C	For Construction		
NA-xx-11-PL-251-103	TOWER FACADE SETTING OUT 11TH FLOOR 3 of 4	C	Status B		
NA-xx-11-PL-251-104	TOWER FACADE SETTING OUT 11TH FLOOR 4 of 4	C	For Construction		
	Roof plans				
	Level 1				
NA-xx-01-PL-240-100	FIRST FLOOR ROOF PLAN (SHEET 1 OF 4)	A	For Construction		
NA-xx-01-PL-240-101	FIRST FLOOR ROOF PLAN (SHEET 2 OF 4)	A	Status A		
NA-xx-01-PL-240-101	FIRST FLOOR ROOF PLAN (SHEET 2 OF 4)	A	Status		
NA-xx-01-PL-240-103	FIRST FLOOR ROOF PLAN (SHEET 4 0F 4)	B	Status A		
	Level 2				
NA-xx-02-PL-240-100	SECOND FLOOR ROOF PLAN (SHEET 1 OF 5)	05	Status A		
NA-xx-02-PL-240-101	SECOND FLOOR ROOF PLAN (SHEET 2 OF 4)	B	Status A		
NA-xx-02-PL-240-102	SECOND FLOOR ROOF PLAN (SHEET 3 OF 4)	A	Status A		
NA-xx-02-PL-240-103	SECOND FLOOR ROOF PLAN (SHEET 4 0F 4)	D	For Construction		
NA-xx-02-PL-240-104	FIRST FLOOR ROOF PLAN (SHEET 5 0F 5)	A	Status A		
	Level 3				
NA-XX-03-PL-240-100	Third Floor Roof Plan (Sheet 1 of 4)	A	For Construction		
NA-XX-03-PL-240-101	Third Floor Roof Plan (Sheet 2 of 4)	A	Status A		
NA-XX-03-PL-240-102	Third Floor Roof Plan (Sheet 3 of 4)	A	Status A		
NA-XX-03-PL-240-103	Third Floor Roof Plan (Sheet 4 of 4)	B	For Construction		
	Level 4				
NA-XX-04-PL-240-100	Fourth Floor Roof Plan (Sheet 1 of 4)	A	Status A		
NA-XX-04-PL-240-101	Fourth Floor Roof Plan (Sheet 2 of 4)	A	Status A		
NA-xx-04-PL-240-102	Fourth Floor Roof Plan (sheet 3 of 3)	05	Status A		
NA-XX-04-PL-240-103	Fourth Floor Roof Plan (Sheet 4 of 4)	A	For Construction		
	Level 5				
NA-XX-05-PL-240-100	Fifth Floor Roof Plan (Sheet 1 of 2)	A	Status A		
NA-XX-05-PL-240-101	Fifth Floor Roof Plan (Sheet 2 of 2)	E	For Construction		
	Level 6				
NA-XX-06-PL-240-100	Sixth Floor Roof Plan (Sheet 1 of 1)	A	For Construction		
	Level 12				
NA-XX-12-PL-240-100	Twelfth Floor Roof Plan (Sheet 1 of 2)	A	Status A		
NA-XX-12-PL-240-101	Twelfth Floor Roof Plan (Sheet 2 of 2)	04	Status A		
	Level 13				
NA-XX-13-PL-240-100	Thirteenth Floor Roof Plan (Sheet 1 of 2)	A	Status A		
NA-XX-13-PL-240-101	Thirteenth Floor Roof Plan (Sheet 2 of 2)	A	Status A		
	NCH sanctuary				
NA-xx-xx-DT-252-225	NCH CHILDRENS SANCTUARY ELEVATIONS & SECTION	B	Status A		
NA-XX-00-PL-251-326	Ground Floor and Roof Plan Setting Out - Courtyard 1	C	Status A		
	External link bridges				
NA-ZB-XX-AS-230-004	Neo-natal Link Bridge	08	Status A		
NA-ZH-XX-AS-230-002	Neuroscience Bridge Link	08	Status A		
	Blockwork setting-out				

04-03-06-01-231-000	Blockwork / dpc setting out - zones 4B & 5g	1	Pre-Construction		
04-03-06-01-231-000	Blockwork / dpc setting out - zone 1	1	Pre-Construction		
04-03-06-01-231-000	Blockwork & DPC Setting Out - Zones 2A/2B/2H	1	Pre-Construction		
	LPM Details				
04-03-06-07-012-012	Typical dpm detail to G.L. cold edge	1	Stage 2		
04-03-06-07-012-012	Typical dpm detail to G.L. cold edge	1	Stage 2		
04-03-06-07-012-012	Typical dpm detail to G.L. cold edge	1	Stage 2		

Drawing Number	Title	Current Revision	Status	As Built Revision	Issue Date
NA-XX-00-PL-252-010	Ground Floor Plan - Departmental Adjacencies	03	Status A		
NA-XX-01-PL-252-010	First Floor Plan - Departmental Adjacencies	03	Status A		
NA-XX-02-PL-252-010	Second Floor Plan - Departmental Adjacencies	03	Status A		
NA-XX-03-PL-252-010	Third Floor Plan - Departmental Adjacencies	03	Status A		
NA-XX-04-PL-252-010	Fourth Floor Plan - Departmental Adjacencies	03	Status A		
NA-XX-05-PL-252-010	Fifth Floor Plan - Departmental Adjacencies	03	Status A		
NA-XX-06-PL-252-010	Sixth Floor Plan - Departmental Adjacencies	03	Status A		
NA-XX-07-PL-252-010	Seventh Floor Plan - Departmental Adjacencies	04	Status A		
NA-XX-08-PL-252-010	Eighth Floor Plan - Departmental Adjacencies	03	Status A		
NA-XX-09-PL-252-010	Ninth Floor Plan - Departmental Adjacencies	03	Status A		
NA-XX-10-PL-252-010	Tenth Floor Plan - Departmental Adjacencies	03	Status A		
NA-XX-11-PL-252-010	Eleventh Floor Plan - Departmental Adjacencies	03	Status A		
NA-XX-12-PL-252-010	Twelfth Floor Plan - Departmental Adjacencies	03	Status A		
NA-XX-13-PL-252-010	Thirteenth Floor Plan - Departmental Adjacencies	02	Status A		
NA-XX-14-PL-252-010	Fourteenth Floor Plan - Departmental Adjacencies	02	Status A		
NA-XX-B1-PL-252-010	Basement Floor_Departmentals Adjacencies	05	Status A		
NA-XX-00-PL-252-150	Ground Floor Plan	06	For Information		
NA-XX-01-PL-252-150	First Floor Plan	05	For Information		
NA-XX-02-PL-252-150	Second Floor Plan	06	For Information		
NA-XX-03-PL-252-150	Third Floor Plan	06	For Information		
NA-XX-04-PL-252-150	Fourth Floor Plan	06	For Information		
NA-XX-05-PL-252-150	Fifth Floor Plan	06	For Information		
NA-XX-06-PL-252-150	Generic Floor Plan - Level 6 to 11	07	For Information		
NA-XX-B1-PL-252-150	Basement Plan	06	For Information		
NA-XX-00-PL-252-100	Ground Floor Plan_Main Entrance Reception_Atrium Space_Pharmacy_FM Offices & Discharge Lounge	11	For Information		
NA-XX-00-PL-252-101	Ground Floor Plan - NCH Rehab	07	For Information		
NA-XX-00-PL-252-102	Ground Floor Plan - NCH Entrance / OPD	09	For Information		
NA-XX-00-PL-252-103	Ground Floor Plan - NCH Observation Ward & Child Protection	08	For Information		
NA-XX-00-PL-252-104	Ground Floor Plan - NCH Emergency Department	07	For Information		
NA-XX-00-PL-252-105	Ground Floor Plan - NSGH Emergency Department	07	For Information		
NA-XX-00-PL-252-106	Ground Floor Plan - NSGH Acute Assessment	07	For Information		
NA-XX-00-PL-252-107	Ground Floor Plan - NSGH Radiology And Medical Illustration	07	For Information		
NA-XX-00-PL-252-108	Ground Floor Plan - NCH Radiology	07	For Information		
NA-XX-00-PL-252-109	Ground Floor Plan - NSGH OPD/Rehab And Therapies	07	For Information		
NA-XX-00-PL-252-110	Ground Floor Plan - NSGH Discharge Lounge	02	For Co-ordination		
NA-xx-00-PL-252-150 W	Ground Floor Plan - WIP	01	For Information		
NA-XX-01-PL-252-100	First Floor Plan - Resturant, Sanctuary And Atrium Space	11	For Information		
NA-XX-01-PL-252-101	First Floor Plan - NCH Theatres, Interventional Radiology & Radiology	09	For Information		
NA-XX-01-PL-252-102	First Floor Plan - NCH 23 Hour Unit	09	For Information		
NA-XX-01-PL-252-103	First Floor Plan - NCH Critical Care (PICU)/Cardiology Ward/Support, MDU & Special Feeds	09	For Information		
NA-XX-01-PL-252-104	First Floor Plan - NSGH Critical Care (1 of 2) CCU	07	For Information		
NA-XX-01-PL-252-105	First Floor Plan - Critical Care (2 of 2)	07	For Information		
NA-XX-01-PL-252-106	First Floor Plan - NSGH Stroke Ward and MDU	08	For Information		
NA-XX-01-PL-252-107	First Floor Plan - NSGH Radiology	06	For Information		
NA-XX-01-PL-252-108	First Floor Plan - Nuclear Medicine	07	For Information		
NA-XX-01-PL-252-109	First Floor Plan - NSGH OPD & Pre-Op Assessment	08	For Information		
NA-xx-01-PL-252-150 W	First Floor Plan - WIP	01	For Information		
NA-XX-02-PL-252-100	Second Floor Plan - NSGH Atrium & Lift Cores	06	For Information		
NA-XX-02-PL-252-101	Second Floor Plan - NSGH Dermatology Ward & Plant	07	For Information		
NA-XX-02-PL-252-102	Second Floor Plan - NCH Schiehallion Ward, Day Case Unit, Anaesthetic Facilities (Theatres), TCT & Hospital at Night	08	For Information		
NA-XX-02-PL-252-103	Second Floor Plan - NCH Acute Receiving Ward & Aseptic Suite	09	For Information		
NA-XX-02-PL-252-104	Second Floor Plan - NSGH Endoscopy/Decontamination/Medical Physics/Emergency Linen, Transport Base and Telephone Services	11	For Information		
NA-XX-02-PL-252-105	Second Floor Plan - NSGH Theatres (1 of 2) + Plant	07	For Information		
NA-XX-02-PL-252-106	Second Floor Plan - NSGH Theatres (2 of 2) + Plant	07	For Information		
NA-XX-02-PL-252-109	Second Floor Plan - NSGH Dermatology OPD/Renal Dialysis	07	For Information		
NA-xx-02-PL-252-150 W	Second Floor Plan - WIP	01	For Information		
NA-XX-03-PL-252-100	Third Floor Plan - Atrium, Health Records, FM Facilities, Radiology Hot Desks, Meeting Rooms, Staff Change and Equipment Library	07	For Information		
NA-xx-03-PL-252-101	Third Floor Plan - Plant	03	For Information		
NA-XX-03-PL-252-102	Third Floor Plan - NCH In-Patient Ward & Ward Support (Medicinema)	08	For Information		
NA-XX-03-PL-252-103	Third Floor Plan - NCH In Patient Ward / Ward Support and Renal Day Case	08	For Information		
NA-xx-03-PL-252-105	Third Floor Plan - Plant	03	For Information		
NA-xx-03-PL-252-106	Third Floor Plan - Plant	03	For Information		
NA-xx-03-PL-252-109	Third Floor Plan - Plant	03	For Information		
NA-xx-03-PL-252-150 W	Third Floor Plan - WIP	01	For Information		
NA-XX-04-PL-252-100	Fourth Floor Plan - NSGH Atrium, Generic Ward Support & Lift Cores	07	For Information		
NA-xx-04-PL-252-101	Fourth Floor - NSGH Higher Acuity Renal Ward	08	For Information		
NA-XX-04-PL-252-102	Fourth Floor Plan - NCH DCFP	09	For Information		
NA-xx-04-PL-252-103	Fourth Floor Plan - NSGH Haemato-Oncology Ward	07	For Information		
NA-xx-04-PL-252-104	Fourth Floor Plan - NSGH Renal Ward & Day Case Ward (1 of 2)	07	For Information		
NA-XX-04-PL-252-105	Fourth Floor Plan - NSGH Renal Ward & Day Case Ward (2 of 2)	07	For Information		
NA-xx-04-PL-252-106	Fourth Floor Plan NCH Plant	03	For Information		
NA-xx-04-PL-252-150 W	Fourth Floor Plan - WIP	01	For Information		
NA-XX-05-PL-252-100	Fifth Floor Plan - NSGH Atrium, Generic Ward Support and Lift Cores	07	For Information		
NA-XX-05-PL-252-101	Fifth Floor Plan - NSGH Generic Ward (1 of 4)	07	For Information		
NA-XX-05-PL-252-102	Fifth Floor Plan - NSGH Generic Ward (2 of 4)	07	For Information		
NA-XX-05-PL-252-103	Fifth Floor Plan - NSGH Generic Ward (3 of 4)	06	For Information		
NA-XX-05-PL-252-104	Fifth Floor Plan - NSGH Generic Ward (4 of 4)	06	For Information		
NA-xx-05-PL-252-106	Fifth Floor - NCH Plant	03	For Information		
NA-xx-05-PL-252-150 W	Fifth Floor Plan - WIP (Generic)	01	For Information		
NA-xx-06-PL-252-100	Sixth Floor Plan - NSGH Atrium, Generic Ward Support and Lift Cores	07	For Information		
NA-xx-06-PL-252-101	Sixth Floor Plan - NSGH Rheumatology Ward	09	For Information		
NA-xx-06-PL-252-102	Sixth Floor Plan - NSGH Generic Ward	07	For Information		
NA-xx-06-PL-252-103	Sixth Floor Plan - NSGH Generic Ward	07	For Construction		
NA-xx-06-PL-252-104	Sixth Floor Plan - NSGH Generic Ward	07	For Information		
NA-xx-07-PL-252-100	Seventh Floor Plan - NSGH Atrium, Generic Ward Support and Lift Cores	04	For Information		
NA-xx-07-PL-252-101	Seventh Floor Plan - NSGH Generic Ward (1 of 4)	04	For Information		
NA-xx-07-PL-252-102	Seventh Floor Plan - NSGH Generic Ward (2 of 4)	04	Status A		
NA-xx-07-PL-252-103	Seventh Floor Plan - NSGH Generic Ward (3 of 4)	04	For Information		
NA-xx-07-PL-252-104	Seventh Floor Plan - NSGH Generic Ward (4 of 4)	04	For Information		
NA-xx-08-PL-252-100	Eighth Floor Plan - NSGH Atrium, Generic Ward Support and Lift Cores	04	For Information		
NA-xx-08-PL-252-101	Eighth Floor Plan - NSGH Elderly Ward	04	For Information		
NA-xx-08-PL-252-102	Eighth Floor Plan - NSGH Generic Ward	04	For Information		
NA-xx-08-PL-252-103	Eighth Floor Plan - NSGH Generic Ward	04	For Information		
NA-xx-08-PL-252-104	Eighth Floor Plan - NSGh Generic Ward	04	For Information		
NA-xx-09-PL-252-100	Nineth Floor Plan - NSGH Atrium, Generic Ward Support and Lift Cores	04	For Information		
NA-xx-09-PL-252-101	Nineth Floor Plan - NSGH Generic Ward (1 of 4)	04	For Information		
NA-xx-09-PL-252-102	Nineth Floor Plan - NSGH Generic Ward (2 of 4)	04	For Information		
NA-xx-09-PL-252-103	Nineth Floor Plan - NSGH Generic Ward (3 of 4)	04	For Information		
NA-xx-09-PL-252-104	Nineth Floor Plan - NSGH Generic Ward (4 of 4)	04	For Information		
NA-xx-10-PL-252-100	Tenth Floor Plan - NSGH Atrium, Generic Ward Support and Lift Cores	04	For Information		
NA-xx-10-PL-252-101	Tenth Floor Plan - NSGH Surgery Ward (1 of 4)	04	For Information		
NA-xx-10-PL-252-102	Tenth Floor Plan - NSGH Surgery Ward (2 of 4)	04	For Information		
NA-xx-10-PL-252-103	Tenth Floor Plan - NSGH Surgery Ward (3 of 4)	04	For Information		
NA-xx-10-PL-252-104	Tenth Floor Plan - NSGH Surgery Ward (4 of 4)	04	For Information		
NA-xx-11-PL-252-100	Eleventh Floor Plan - NSGH Atrium, Generic Ward Support and Lift Cores	04	For Information		
NA-xx-11-PL-252-101	Eleventh Floor Plan - NSGH Surgery Ward	04	For Information		
NA-xx-11-PL-252-102	Eleventh Floor Plan - NSGH E.N.T. Ward	04	For Information		
NA-xx-11-PL-252-103	Eleventh Floor Plan - NSGH Surgery Ward	04	For Information		
NA-xx-11-PL-252-104	Eleventh Floor Plan - NSGH Surgery Ward	04	For Information		
NA-xx-12-PL-252-100	Twelfth Floor Plan - NSGH Atrium and Lift Cores	04	For Information		
NA-xx-12-PL-252-101	Twelfth Floor Plan - Plant (1 of 4)	04	For Information		
NA-xx-12-PL-252-102	Twelfth Floor Plan - Plant (2 of 4)	04	For Information		
NA-xx-12-PL-252-103	Twelfth Floor Plan - Plant (3 of 4)	04	For Information		
NA-xx-12-PL-252-104	Twelfth Floor Plan - Plant (4 of 4)	04	For Information		
NA-xx-12-PL-252-150	Twelfth Floor Plan	02	For Information		
NA-xx-13-PL-252-102	Thirteenth Floor Plan - Ramp Access to Helipad	03	For Information		
NA-xx-14-PL-252-102	Fourteenth Floor Plan - Helipad	03	For Information		
NA-xx-B1-PL-252-100	Basement Floor Plan - FM & Distribution / Stores and AGV Charging	06	For Information		
NA-xx-B1-PL-252-101	Basement Floor Plan - Kitchen / FM & Distribution and Stores	06	For Information		
NA-xx-B1-PL-252-150 W	Basement Floor Plan - WIP	01	For Information		
NA-XX-00-PL-400-500	1:50 Sheet Key Plan - Ground Floor	01	For Information		
NA-XX-01-PL-400-500	1:50 Sheet Key Plan - First Floor	01	For Information		
NA-XX-02-PL-400-500	1:50 Sheet Key Plan - Second Floor	01	For Information		
NA-XX-03-PL-400-500	1:50 Sheet Key Plan - Third Floor	01	For Information		
NA-XX-04-PL-400-500	1:50 Sheet Key Plan - Fourth Floor	01	For Information		
NA-XX-05-PL-400-500	1:50 Sheet Key Plan - Fifth Floor	01	For Information		
NA-XX-06-PL-400-500	1:50 Sheet Key Plan - Sixth Floor	01	For Information		
NA-XX-07-PL-400-500	1:50 Sheet Key Plan - Seventh Floor	01	For Information		
NA-XX-08-PL-400-500	1:50 Sheet Key Plan - Eight Floor	01	For Information		
NA-XX-B1-PL-400-500	1:50 Sheet Key Plan - Basement Floor	01	For Information		
NA-XX-00-PL-252-150	Ground Floor Plan	06	For Information		
NA-XX-01-PL-252-150	First Floor Plan	05	For Information		
NA-XX-02-PL-252-150	Second Floor Plan	06	For Information		
NA-XX-03-PL-252-150	Third Floor Plan	06	For Information		
NA-XX-04-PL-252-150	Fourth Floor Plan	06	For Information		
NA-XX-05-PL-252-150	Fifth Floor Plan	06	For Information		
NA-XX-06-PL-252-150	Generic Floor Plan - Level 6 to 11	07	For Information		
NA-xx-12-PL-252-150	Twelfth Floor Plan	02	For Information		
NA-XX-B1-PL-252-150	Basement Plan	06	For Information		

Document Number	Title	Current Revision	Status	As Built Revision	Issue Date	NA Notes
NA-SZ-SCH-410-200	Signage Location Schedule - Exemplar Departments	01	Status C			
NA-SZ-SCH-410-201	Signage Design Schedule	01	Status B			
NA-SZ-SCH-410-210	Adult's Signage Location Schedule - Podium	01	For Tender			
NA-SZ-SCH-410-211	Adult's Signage Location Schedule - Tower					
NA-SZ-SCH-410-212	Adult's Signage Location Schedule - Childrens					
NA-SH-321-201	Adults Atrium Glazing Schedule	4	For Tender			
NA-SH-321-202	Children's Atrium Glazing Schedule	09	Status A			
NA-SH-321-203	Internal Glazed Screen Schedule- Lightwells	01	Status B			
NA-DC-450-001	Access + Maintenance Strategies	7	For Review			
NA-SH-322-500	Shutter Schedule	3	Status A			

Drawing Number	Title	Current Revision	Status	As Built Revision	Issue Date
NA-SZ-XX-AS-440-001	Sanitary Room Detail (Sheet 1of 2)	7	For Review		
NA-SZ-XX-AS-440-002	Sanitary Room Detail (Sheet 2of 2)	7	For Review		
NA-xx-xx-DT-321-001	Internal Glazed Screen Types-Elevations (Sheet 1 of 5)	06	Status C		
NA-xx-xx-DT-321-002	Internal Glazed Screen Types-Elevations (Sheet 2 of 5)	B	Status A		
NA-xx-xx-DT-321-003	Internal Glazed Screens Types Elevations (Sheet 3 of 5)	A	Status A		
NA-xx-xx-DT-321-004	Internal Glazed Screens Types Elevations (Sheet 4 of 5)	01	Status B		
NA-xx-xx-DT-321-005	Internal Glazed Screens Types Elevations (Sheet 5 of 5)	01	Status B		
NA-XX-XX-DT-322-001	Internal Door Elevation Types And Details (Sheet 1 of 5)	E	Status A		
NA-XX-XX-DT-322-002	Internal Door Elevation Types And Details (Sheet 2 of 5)	C	Status B		
NA-xx-xx-DT-322-003	Internal Door Elevations Types and Details (sheet 3 of 5)	B	For Construction		
NA-xx-xx-DT-322-004	Internal Door Elevations Types and Details (sheet 4 of 5)	E	Status A		
NA-xx-xx-DT-322-005	Internal Door Elevations Types and Details (sheet 5 of 5)	B	For Construction		
NA-xx-xx-DT-322-006	INTERNAL DOOR ELEVATION TYPES AND DETAILS (SHEET 6 OF 6)	C	Status A		

Drawing Number	Title	Current Revision	Status	As Built Revision	Issue Date
NA-xx-00-PL-322-500	Ground floor plan - Door types, Timber Galzed screens & Tertiary Glazing Strategy Plan	E	Status B		
NA-xx-00-PL-322-501	Ground floor plan - Door types, Timber Galzed screens & Tertiary Glazing Strategy Plan	E	Status B		
NA-XX-00-PL-322-502	Ground Floor Plan - Door types, Timber Galzed screens & Tertiary Glazing Strategy Plan	B	For Review		
NA-xx-00-PL-322-503	Groud floor plan - Door types Timber glazed screens Tertiary glazing strategy plan	F	For Review		
NA-xx-00-PL-322-504	Ground floor plan - Door types, Timber Galzed screens & Tertiary Glazing Strategy Plan	E	Status B		
NA-xx-00-PL-322-505	Ground floor plan - Door types Timber glazed screens Tertiary strategy plan	J	For Review		
NA-xx-00-PL-322-506	Ground floor plan - Door types Timber glazed screens Tertiary glazing strategy plan	K	For Review		
NA-xx-00-PL-322-507	Ground floor plan - Door types Timber glazed screens Tertiary glazing strategy plan	K	For Review		
NA-XX-00-PL-322-508	Ground floor plan - Doors & Glazed screens types Tertiary glazing strategy plan	C	For Review		
NA-xx-00-PL-322-509	Ground floor plan - Door types, Timber Galzed screens & Tertiary Glazing Strategy Plan	H	For Review		
NA-xx-01-PL-322-500	First floor plan - Door types, Timber Galzed screens & Tertiary Glazing Strategy Plan	D	Status B		
NA-XX-01-PL-322-501	First floor plan- Door types, glazed screens and Tertiary glazing strategy plans	C	For Review		
NA-XX-01-PL-322-502	First Floor Plan - Door types, Timber Galzed screens & Tertiary Glazing Strategy Plan	B	For Review		
NA-xx-01-PL-322-503	FIRST FLOOR PLAN Door types, Timber Galzed screens & Tertiary Glazing Strategy Plan	E	For Review		
NA-xx-01-PL-322-504	First floor plan - Door types, Timber Galzed screens & Tertiary Glazing Strategy Plan	G	For Review		
NA-xx-01-PL-322-505	First floor plan - Door types Timber glazed screens Tertiary glazing strategy plan	K	For Review		
NA-xx-01-PL-322-506	First floor plan - Door types Timber glazed screens Tertiary glazing strategy plan	K	For Review		
NA-xx-01-PL-322-507	First floor plan - Doors & Glazed screens types Tertiary glazing strategy plan	G	Status B		
NA-xx-01-PL-322-508	First floor plan - Doors & Glazed screens types Tertiary glazing strategy plan	G	Status B		
NA-xx-01-PL-322-509	First floor plan - Door types, Timber Galzed screens & Tertiary Glazing Strategy Plan	G	For Review		
NA-xx-02-PL-322-500	Second floor plan - Door types, Timber Galzed screens & Tertiary Glazing Strategy Plan	F	For Review		
NA-xx-02-PL-322-501	Second floor plan - Door types, Timber Galzed screens & Tertiary Glazing Strategy Plan	H	For Review		
NA-xx-02-PL-322-502	Second floor plan, Door types, Glazed screens & Tertiary strategy plans	B	For Review		
NA-xx-02-PL-322-503	Second floor plan, Door types, Glazed screens & Tertiary strategy plans	B	For Review		
NA-xx-02-PL-322-504	Second floor plan - Door types, Timber glazed screens & Tertiary glazing strategy plan	G	For Tender		
NA-xx-02-PL-322-505	Second floor plan - Doors & Glazed screens types Tertiary glazing strategy plan	J	Status A		
NA-xx-02-PL-322-506	Second floor plan - Doors & Glazed screens types Tertiary glazing strategy plan	G	Status A		
NA-xx-02-PL-322-507	Second floor plan - Doors & Glazed screens types Tertiary glazing strategy plan	G	Status A		
NA-xx-02-PL-322-508	Second Floor - Doors & Glazed screens types Tertiary glazing strategy plan	B	Status A		
NA-xx-02-PL-322-509	Second floor plan - Door types, Timber Galzed screens & Tertiary Glazing Strategy Plan	E	For Review		
NA-xx-03-PL-322-500	Third floor plan, Door types, Glazed screens & Tertiary strategy plans	A	Status A		
NA-xx-03-PL-322-501	Third floor plan - Plantroom - Door types; timber glazed screens & Tertiary glazing Strategy plan	B	Status A		
NA-XX-03-PL-322-502	Third floor plan - Door types, Timber glazed screens & Tertiary glazing strategy plan	B	For Review		
NA-XX-03-PL-322-503	Third floor plan - Door types, Timber glazed screens & Tertiary glazing strategy plan	B	For Review		
NA-xx-03-PL-322-505	Third floor plan - Plantroom - Door types; timber glazed screens & Tertiary glazing Strategy plan	B	Status A		
NA-xx-03-PL-322-506	Third floor plan - Plantroom - Door types; timber glazed screens & Tertiary glazing Strategy plan	B	Status B		
NA-xx-03-PL-322-509	Third floor plan - Plantroom - Door types; timber glazed screens & Tertiary glazing Strategy plan	B	Status B		
NA-XX-04-PL-322-500	FOURTH FLOOR PLAN DOOR TYPES, GLAZED SCREENS & TERTIARY STRATEGY PLAN	B	For Review		
NA-XX-04-PL-322-501	FOURTH FLOOR PLAN DOOR TYPES, GLAZED SCREENS & TERTIARY STRATEGY PLAN	B	For Review		
NA-XX-04-PL-322-502	Fourth floor plan Door types , Glazed screens & Tertiary glazing strategy plans	A	For Review		
NA-xx-04-PL-322-503	Fourth floor plan - Door types, Glazed screens & Tertiary glazing strategy plan	B	Status B		
NA-xx-04-PL-322-507	FOURTH FLOOR PLAN Door types, Timber Galzed screens & Tertiary Glazing Strategy Plan	E	For Review		
NA-XX-04-PL-322-508	FOURTH FLOOR PLAN DOOR TYPES, GLAZED SCREENS & TERTIARY STRATEGY PLAN	B	For Review		
NA-XX-04-PL-322-509	FOURTH FLOOR PLAN DOOR TYPES, GLAZED SCREENS & TERTIARY STRATEGY PLAN	B	For Review		
NA-XX-05-PL-322-500	Fifth floor plan - Door types, galzed screens and Tertiary strategy plans	B	Status A		
NA-XX-05-PL-322-501	Fifth floor plan - Door types, galzed screens and Tertiary strategy plans	B	Status A		
NA-XX-05-PL-322-507	Fifth floor plan - Door types, galzed screens and Tertiary strategy plans	B	Status A		
NA-XX-05-PL-322-508	Fifth floor plan - Door types, galzed screens and Tertiary strategy plans	B	Status A		
NA-XX-05-PL-322-509	Fifth floor plan - Door types, galzed screens and Tertiary strategy plans	B	Status A		
NA-XX-06-PL-322-500	Sixth Floor Plan - Door types, Glazed screens & Tertiary strategy Plans	C	For Review		
NA-XX-06-PL-322-501	Sixth Floor Plan - Door types, Glazed screens & Tertiary strategy Plans	B	Status A		
NA-XX-06-PL-322-507	Sixth Floor Plan - Door types, Glazed screens & Tertiary strategy Plans	B	Status A		
NA-XX-06-PL-322-508	Sixth Floor Plan - Door types, Glazed screens & Tertiary strategy Plans	B	Status A		
NA-XX-06-PL-322-509	Sixth Floor Plan - Door types, Glazed screens & Tertiary strategy Plans	B	Status A		
NA-XX-07-PL-322-500	Seventh Floor Plan Door types, Glazed screens & Tertiaty Strategy Plans	B	Status A		
NA-XX-07-PL-322-501	Seventh Floor Plan Door types, Glazed screens & Tertiaty Strategy Plans	B	Status A		
NA-XX-07-PL-322-507	Seventh Floor Plan Door types, Glazed screens & Tertiaty Strategy Plans	B	Status A		
NA-XX-07-PL-322-508	Seventh Floor Plan Door types, Glazed screens & Tertiaty Strategy Plans	B	Status A		
NA-XX-07-PL-322-509	Seventh Floor Plan Door types, Glazed screens & Tertiaty Strategy Plans	B	For Review		
NA-XX-08-PL-322-500	Eighth Floor Plan Door types, Glazed screens & Tertiaty Strategy Plans	A	Status A		
NA-XX-08-PL-322-501	Eighth Floor Plan Door types, Glazed screens & Tertiaty Strategy Plans	B	Status A		
NA-XX-08-PL-322-507	Eighth Floor Plan Door types, Glazed screens & Tertiaty Strategy Plans	B	Status A		
NA-XX-08-PL-322-508	Eighth Floor Plan Door types, Glazed screens & Tertiaty Strategy Plans	B	Status A		
NA-XX-08-PL-322-509	Eighth Floor Plan Door types, Glazed screens & Tertiaty Strategy Plans	B	Status A		
NA-XX-09-PL-322-500	Ninth floor plan door types, Glazed screens & Tertiary Strategy plans	B	For Review		
NA-XX-09-PL-322-501	Ninth floor plan door types, Glazed screens & Tertiary Strategy plans	B	For Review		
NA-XX-09-PL-322-507	Ninth floor plan door types, Glazed screens & Tertiary Strategy plans	B	For Review		
NA-XX-09-PL-322-508	Ninth floor plan door types, Glazed screens & Tertiary Strategy plans	B	For Review		
NA-XX-09-PL-322-509	Ninth floor plan door types, Glazed screens & Tertiary Strategy plans	B	For Review		
NA-XX-10-PL-322-500	Tenth floor plan, Door types, Glazed screens & Tertiary strategy plans	A	Status B		
NA-XX-10-PL-322-501	Tenth floor plan, Door types, Glazed screens & Tertiary strategy plans	A	Status B		
NA-XX-10-PL-322-507	Tenth floor plan, Door types, Glazed screens & Tertiary strategy plans	A	Status B		
NA-XX-10-PL-322-508	Tenth floor plan, Door types, Glazed screens & Tertiary strategy plans	A	Status B		
NA-XX-10-PL-322-509	Tenth floor plan, Door types, Glazed screens & Tertiary strategy plans	A	Status B		
NA-XX-11-PL-322-500	Eleventh floor plan, Door types, Glazed screens & Tertiary strategy plans	A	Status B		
NA-XX-11-PL-322-501	Eleventh floor plan, Door types, Glazed screens & Tertiary strategy plans	A	Status B		
NA-XX-11-PL-322-507	Eleventh floor plan, Door types, Glazed screens & Tertiary strategy plans	A	Status B		
NA-XX-11-PL-322-508	Eleventh floor plan, Door types, Glazed screens & Tertiary strategy plans	A	Status B		
NA-XX-11-PL-322-509	Eleventh floor plan, Door types, Glazed screens & Tertiary strategy plans	A	Status B		
NA-XX-B1-PL-322-500	Basement Floor Plan Door types, Timber Galzed screens & Tertiary Glazing Strategy Plan	B	For Review		
NA-XX-B1-PL-322-502	Basement Floor Plan Door types, Timber Galzed screens & Tertiary Glazing Strategy Plan	B	For Review		
NA-XX-B1-PL-322-503	Basement Floor Plan Door types, Timber Galzed screens & Tertiary Glazing Strategy Plan	B	For Review		
NA-XX-B1-PL-322-505	Basement Floor Plan Door types, Timber Galzed screens & Tertiary Glazing Strategy Plan	B	For Review		
NA-xx-00-PL-410-200	Ground Floor Plan Main Entrance, Atrium, Pharmacy, FM Offices & Discharge Lounge Internal Signage Plan	01	Status B		
NA-XX-00-PL-410-205	Ground Floor Plan - NSGH Emergency Department - Internal Signage Plan	01	Status B		
NA-XX-00-PL-410-206	Ground Floor Plan - NSGH Acute Assessment Internal Signage Plan	01	For Tender		
NA-XX-00-PL-410-207	Ground Floor Plan - NSGH Radiology and Medical Illustration Internal Signage Plan	01	For Tender		
NA-xx-00-PL-410-209	Ground Floor Plan NSGH OPD/ Rehab & Therapies Internal Signage Plan	01	Status B		
NA-xx-01-PL-410-200	First Floor Plan Restaurant, Sanctuary and Atrium Space Internal Signage Plan	01	For Tender		
NA-XX-01-PL-410-204	First Floor Plan - NSGH Coronary Care Unit CCU Internal Signage Plan	01	For Tender		
NA-XX-01-PL-410-205	First Floor Plan - NSGH Critical Care Ward Internal Signage Plan	01	For Tender		
NA-xx-01-PL-410-206	First Floor Plan NSGH Stroke Ward & MDU Internal Signage Plan	01	For Tender		
NA-XX-01-PL-410-207	First Floor Plan - NSGH Radiology Internal Signage Plan	01	For Tender		
NA-XX-01-PL-410-208	First Floor Plan - Nuclear Medicine Internal Signage Plan	01	For Tender		
NA-xx-01-PL-410-209	First Floor Plan NSGH OPD & Pre-Op Assessment Internal Signage Plan	01	For Tender		
NA-xx-02-PL-410-200	Second Floor Plan Atrium Internal Signage Plan	01	For Tender		
NA-xx-02-PL-410-201	Second Floor Plan NSGH Dermatology Ward + Plant Internal Signage Plan	01	For Tender		
NA-xx-02-PL-410-204	Second Floor Plan NSGH Endoscopy/Decont./Medical Physics/ Linen/ Telephone Serv./ Transport Base Internal Signage Plan	01	For Tender		
NA-XX-02-PL-410-205	Second Floor Plan - NSGH Theatres + Plant Internal Signage Plan	01	For Tender		
NA-XX-02-PL-410-206	Second Floor Plan - NSGH Theatres (2 of 2) + Plant Internal Signage Plan	01	For Tender		
NA-xx-02-PL-410-209	Second Floor Plan Dermatology OPD and Renal Dialysis Internal Signage Plan	01	For Tender		
NA-xx-03-PL-410-200	Third Floor Plan Atrium, Health Records, FM Facilities & Staff Change Internal Signage Plan	01	For Tender		
NA-xx-03-PL-410-205	Third Floor Plan Plant Internal Signage Plan	01	For Tender		
NA-xx-04-PL-410-200	Fourth Floor Plan NSGH Atrium, Generic Ward Support and Lift Cores Internal Signage Plan	01	For Tender		
NA-xx-04-PL-410-201	Fourth Floor Plan Higher Acuity Renal Ward Internal Signage Plan	01	For Tender		
NA-xx-04-PL-410-203	Fourth Floor Plan Haemato-Oncology Ward Internal Signage Plan	01	For Tender		
NA-xx-04-PL-410-204	Fourth Floor Plan Renal Ward and Day Case Ward (1 of 2) Internal Signage Plan	01	For Tender		
NA-xx-04-PL-410-205	Fourth Floor Plan Renal Ward and Day Case Ward (2 of 2) Internal Signage Plan	01	For Tender		
NA-xx-00-PL-470-100	Ground Floor Plan Art Strategy	10	Status B		
NA-xx-01-PL-470-100	First Floor Plan Art Strategy	11	Status A		
NA-xx-02-PL-470-100	Second Floor Plan Art Strategy	10	Status A		
NA-xx-03-PL-470-100	Third Floor Plan Art Strategy	10	Status A		
NA-xx-04-PL-470-100	Fourth Floor Plan Art Strategy	09	Status A		
NA-xx-05-PL-470-100	Fifth Floor Plan Art Strategy	09	Status A		
NA-xx-06-PL-470-100	Sixth Floor Plan Art Strategy	09	Status A		
NA-XX-00-PL-572-010	Ground Floor Plan - Fire Strategy	G	Status A		
NA-XX-01-PL-572-010	First Floor Plan - Fire Strategy	G	For Construction		
NA-XX-02-PL-572-010	Second Floor Plan - Fire Strategy	F	Status A		
NA-XX-03-PL-572-010	Third Floor Plan - Fire Strategy	E	Status A		
NA-XX-04-PL-572-010	Fourth Floor Plan - Fire Strategy	E	For Construction		
NA-XX-05-PL-572-010	Fifth Floor Plan - Fire Strategy	D	Status A		
NA-XX-06-PL-572-010	Sixth Floor Plan - Fire Strategy	E	Status A		
NA-xx-07-PL-572-010	SEVENTH FLOOR PLAN - FIRE STRATEGY	E	For Construction		
NA-xx-08-PL-572-010	EIGHTH FLOOR PLAN - FIRE STRATEGY	E	Status A		
NA-xx-09-PL-572-010	NINTH FLOOR PLAN - FIRE STRATEGY	C	Status A		
NA-xx-10-PL-572-010	TENTH FLOOR PLAN - FIRE STRATEGY	C	Status A		
NA-xx-11-PL-572-010	ELEVENTH FLOOR PLAN - FIRE STRATEGY	C	Status A		
NA-XX-12-PL-572-010	Twelfth Floor Plan - Fire Strategy	C	Status A		
NA-XX-13-PL-572-010	THIRTEENTH FLOOR PLAN - FIRE STRATEGY	B	Status A		
NA-XX-B1-PL-572-010	Basement Floor Plan - Fire Strategy	D	Status A		
NA-xx-00-PL-572-100	Ground Floor Plan-Main Entrance-FM Offices-Pharmacy-Discharge Lounge-Fire Strategy	D	For Construction		
NA-xx-00-PL-572-101	Ground Floor NCH REHAB-Fire Strategy	C	For Construction		
NA-xx-00-PL-572-102	Ground Floor Plan NCH Entrance-And OPD Fire Strategy	E	For Construction		
NA-xx-00-PL-572-103	Ground Floor Plan-NCH Observation Ward-Fire Strategy	C	For Construction		
NA-xx-00-PL-572-104	Ground Floor Plan-NCH Emergency Department and Decontamination Unit -Fire Strategy	E	For Construction		
NA-xx-00-PL-572-105	Ground Floor Plan-NSGH Emergency Department	D	For Construction		
NA-xx-00-PL-572-106	Ground Floor Plan-NSGH Acute Assessment-Fire Strategy	D	For Construction		
NA-xx-00-PL-572-107	Ground Floor Plan-NSGH Radiology And Medical Illustration-Fire Strategy	D	For Construction		
NA-xx-00-PL-572-108	Ground Floor Plan-NCH Radiology-Fire Strategy	C	For Construction		
NA-xx-00-PL-572-109	Ground Floor Plan-NSGH OPD/REHAB & Therapies-Fire Strategy	C	For Construction		
NA-xx-01-PL-572-100	First Floor Plan-Restaurant-Sanctuary And Atrium Space-Fire Strategy	D	For Construction		
NA-xx-01-PL-572-101	First Floor Plan-NCH Theatres-Radiology and Interventional Radiology-Fire Strategy	D	For Construction		
NA-xx-01-PL-572-102	First Floor Plan-NCH 23 Hour Unit-Fire Strategy	C	For Construction		
NA-xx-01-PL-572-103	First Floor Plan-NCH Critical Care (Picu) - Cardiology Ward / Support/MDU / Special Feeds- Fire Strategy	C	For Construction		
NA-xx-01-PL-572-104	First Floor Plan-NSGH CCU & Critical Care (1 of 2) Fire Strategy	C	For Construction		
NA-xx-01-PL-572-105	First Floor Plan-NSGH Critical Care (2 of 2) Fire Strategy	C	For Construction		
NA-xx-01-PL-572-106	First Floor Plan-NSGH Strole Ward / MDU / Fire Strategy	C	For Construction		
NA-xx-01-PL-572-107	First Floor Plan-NSGH Radiology-Fire Strategy	D	For Construction		
NA-xx-01-PL-572-108	First Floor Plan-Nuclear Medicine-Fire Strategy	C	For Construction		
NA-xx-01-PL-572-109	First Floor Plan-NSGH OPD-Fire Strategy	C	For Construction		
NA-xx-02-PL-572-100	Second Floor Plan-NSGh Atrium, Lifts Cores & Bed Management-Fire Strategy	D	For Construction		
NA-xx-02-PL-572-101	Second Floor Plan-NSGH Dermatology Ward + Plant-Fire Strategy	D	For Construction		
NA-xx-02-PL-572-102	Second Floor Plan-NCH Schiehallion Ward, day Case Unit, Anaesthetics, TCT & Hospital at night-Day case Unit-And Anaesthetic Facilities-Fire Strategy	C	For Construction		
NA-xx-02-PL-572-103	Second Floor Plan-NCH Acute Receiving Ward-And Aseptic Suite-Fire Strategy	C	For Construction		
NA-xx-02-PL-572-104	Second Floor Plan-NSGH Endoscopy / Decontamination / Medical Physics / Stores-Fire Strategy	C	For Construction		
NA-xx-02-PL-572-105	Second Floor Plan-NSGH Theatres (1 of 2) + Plant Fire Strategy	C	For Construction		
NA-xx-02-PL-572-106	Second Floor Plan-NSGH Theatres (2 of 2) + Plant Fire Stategy	D	For Construction		
NA-xx-02-PL-572-109	Second Floor Plan-NSGH Dermatology OPD / Renal Dialysis-Fire Strategy	C	For Construction		
NA-xx-03-PL-572-100	Third Floor Plan-NSGH Atrium, health records, Radiology Hot desks, FM Facilities, Equipment library, Staff Change, Meeting rooms-Fire Strategy	C	For Construction		
NA-xx-03-PL-572-101	Third Floor Plan - Plant - Fire Strategy Plan	C	For Construction		
NA-xx-03-PL-572-102	Thrid Floor Plan-NCH In-Patient Ward & Ward Support-Fire Strategy	E	For Construction		
NA-xx-03-PL-572-103	Third Floor Plan-NCH iN-Patient Ward-And Ward Support-Fire Strategy	C	For Construction		
NA-xx-03-PL-572-105	Third Floor Plan - Plant - Fire Strategy Plan	C	For Construction		
NA-xx-03-PL-572-106	Third Floor Plan - Plant - Fire Strategy Plan	C	For Construction		
NA-xx-03-PL-572-109	Third Floor Plan - Plant - Fire Strategy Plan	C	For Construction		
NA-xx-04-PL-572-100	Fourth Floor Plan-NSGH Atrium / Generic Ward Support / Lift Cores-Fire Strategy	D	For Construction		
NA-xx-04-PL-572-101	Fourth Floor-Higher Acuity Renal Ward-Fire Strategy	D	For Construction		
NA-xx-04-PL-572-102	Fourth Floor Plan-NCH DCFP-Fire Strategy	C	For Construction		
NA-xx-04-PL-572-103	Fourth Floor Plan-Haemato - Oncology Ward-Fire Strategy	D	For Construction		
NA-xx-04-PL-572-104	Fourth Floor Plan-Renal Ward-And Day Case Ward (1 of 2) Fire Strategy	D	For Construction		
NA-xx-04-PL-572-105	Fourth Floor Plan-Renal Ward / Ward case Ward (2 of 2) Fire Strategy	D	For Construction		
NA-xx-04-PL-572-106	Fourth Floor NCH-Plant-Fire Strategy Plan	B	For Construction		
NA-xx-05-PL-572-100	Fifth Floor Plan-NSGH Atrium / Generic Ward Support / lift Cores-Fire Strategy	D	For Construction		
NA-XX-05-PL-572-101	Fifth Floor Plan - NSGH Rheumatology Ward - Fire Strategy	D	For Construction		
NA-xx-05-PL-572-102	Fifth Floor Plan-ENT Ward-Fire Strategy	D	For Construction		
NA-xx-05-PL-572-103	Fifth Floor Plan-Generic Ward (1 of 2) Fire Strategy	D	For Construction		
NA-xx-05-PL-572-104	Fifth Floor Plan-Generic Ward (2 of 2) Fire Strategy	D	For Construction		
NA-xx-05-PL-572-106	Fifth Floor NCH-Plant-Fire Strategy Plan	B	For Construction		
NA-xx-06-PL-572-100	Six Floor Plan-NSGH Atrium / Generic ward Support / Lift Cores-Fire Strategy	D	For Construction		
NA-xx-06-PL-572-101	NSGH Generic Ward (1 of 4) Sixth Floor Fire Strategy	E	For Construction		
NA-xx-06-PL-572-102	Six Floor Plan-Generic Ward (2 of 4) Fire Strategy	D	For Construction		
NA-xx-06-PL-572-103	Sixth Floor Plan-Generic Ward (3 of 4) Fire Strategy	D	For Construction		
NA-xx-06-PL-572-104	Six Floor Plan-Generic Ward (4 of 4) Fire Strategy	D	For Construction		
NA-xx-07-PL-572-100	Seventh Floor Fire Strategy Plan - NSGH Atrium / Generic Ward Support / Lift Cores	D	For Construction		
NA-xx-07-PL-572-101	Seventh Floor Fire Strategy Plan - NSGH Generic Ward 1 of 4	D	For Construction		
NA-xx-07-PL-572-102	Seventh Floor Fire Strategy Plan - NSGH Generic Ward 2 of 4	D	For Construction		
NA-xx-07-PL-572-103	Seventh Floor Fire Strategy Plan - NSGH Generic Ward 3 of 4	D	For Construction		
NA-xx-07-PL-572-104	Seventh Floor Fire Strategy Plan - NSGH Generic Ward 4 of 4	D	For Construction		
NA-xx-08-PL-572-100	Eighth Floor Plan, NSGH Atrium, Generic Ward Support and Lift Cores Fire Strategy	D	For Construction		
NA-xx-08-PL-572-101	Eighth Floor Plan, NSGH Surgery Ward (1 of 4) Fire Strategy	D	For Construction		
NA-xx-08-PL-572-102	Eighth Floor Plan, NSGH Surgery Ward (2 of 4) Fire Strategy	E	For Construction		
NA-xx-08-PL-572-103	Eighth Floor Plan, NSGH Surgery Ward (3 of 4) Fire Strategy	E	For Construction		
NA-xx-08-PL-572-104	Eighth Floor Plan, NSGH Surgery Ward (4 of 4) Fire Strategy	E	For Construction		
NA-xx-09-PL-572-100	Ninth Floor Plan, NSGH Atrium, Generic Ward Support and Lift Cores Fire Strategy	C	For Construction		
NA-xx-09-PL-572-101	Ninth Floor Plan, NSGH Surgery Ward (1 of 4) Fire Strategy	C	For Construction		
NA-xx-09-PL-572-102	Ninth Floor Plan, NSGH Surgery Ward (2 of 4) Fire Strategy	C	For Construction		
NA-xx-09-PL-572-103	Ninth Floor Plan, NSGH Surgery Ward (3 of 4) Fire Strategy	C	For Construction		
NA-xx-09-PL-572-104	Ninth Floor Plan, NSGH Surgery Ward (4 of 4) Fire Strategy	C	For Construction		
NA-xx-10-PL-572-100	Tenth Floor Plan, NSGH Atrium, Generic Ward Support and Lift Cores Fire Strategy	C	For Construction		
NA-xx-10-PL-572-101	Tenth Floor Plan, NSGH Surgery Ward (1 of 4) Fire Strategy	C	For Construction		
NA-xx-10-PL-572-102	Tenth Floor Plan, NSGH Surgery Ward (2 of 4) Fire Strategy	C	For Construction		
NA-xx-10-PL-572-103	Tenth Floor Plan, NSGH Surgery Ward (3 of 4) Fire Strategy	C	For Construction		
NA-xx-10-PL-572-104	Tenth Floor Plan, NSGH Surgery Ward (4 of 4) Fire Strategy	C	For Construction		
NA-xx-11-PL-572-100	Eleventh Floor Plan, NSGH Atrium, Generic Ward Support and Lift Cores Fire Strategy	C	For Construction		
NA-xx-11-PL-572-101	Eleventh Floor Plan, NSGH Surgery Ward (1 of 4) Fire Strategy	C	For Construction		
NA-xx-11-PL-572-102	Eleventh Floor Plan, NSGH Surgery Ward (2 of 4) Fire Strategy	C	For Construction		
NA-xx-11-PL-572-103	Eleventh Floor Plan, NSGH Surgery Ward (3 of 4) Fire Strategy	C	For Construction		
NA-xx-11-PL-572-104	Eleventh Floor Plan, NSGH Surgery Ward (4 of 4) Fire Strategy	C	For Construction		
NA-xx-12-PL-572-100	Twelfth Floor Plan-Atrium / Lift Core-Fire Strategy	B	For Construction		
NA-xx-12-PL-572-101	Twelfth Floor Plan-Plant (1 of 4) Fire Strategy Plan (1 of 4)	B	For Construction		
NA-xx-12-PL-572-102	Twelfth Floor Plan-Plant (2 of 4) Fire Strategy	B	For Construction		
NA-xx-12-PL-572-103	Twelfth Floor Plan-Plant (3 of 4) Fire Strategy	B	For Construction		
NA-xx-12-PL-572-104	Twelfth Floor Plan-Plant (4 of 4) Fire Strategy	B	For Construction		
NA-xx-13-PL-572-102	Thirteenth Floor Plan, Helipad Access Fire Strategy Plan	B	For Construction		
NA-xx-14-PL-572-102	Fourteenth Floor Plan, Helipad Access Fire Strategy Plan	B	For Construction		
NA-xx-15-PL-572-102	Helipad Level Fire Strategy Plan	B	For Construction		
NA-xx-B1-PL-572-100	Basement Floor Plan-Fire Strategy (1 of 2)	B	For Construction		
NA-xx-B1-PL-572-101	Basement Floor Plan-Fire Strategy (2 of 2)	B	For Construction		
NA-xx-00-PL-572-500	GROUND FLOOR ADULTS HOSPITAL FIRE EVACUATION PLAN (1 OF 4)	01	Status B		
NA-xx-00-PL-572-501	GROUND FLOOR ADULTS HOSPITAL FIRE EVACUATION PLAN (2 OGF4)	01	Status B		
NA-xx-00-PL-572-502	GROUND FLOOR ADULTS HOSPITAL FIRE EVACUATION PLAN (3 OF 4)	01	Status B		
NA-xx-00-PL-572-503	GROUND FLOOR ADULTS HOSPITAL FIRE EVACUATION PLAN (4 OF 4)	01	Status B		
NA-xx-01-PL-572-500	FIRST FLOOR ADULTS HOSPITAL FIRE EVACUATION PLAN (1 OF 4)	01	Status C		
NA-xx-01-PL-572-501	FIRST FLOOR ADULTS HOSPITAL FIRE EVACUATION PLAN (2 OF 4)	01	Status B		
NA-xx-01-PL-572-502	FIRST FLOOR ADULTS HOSPITAL FIRE EVACUATION PLAN (3 OF 4)	01	Status B		
NA-xx-01-PL-572-503	FIRST FLOOR ADULTS HOSPITAL FIRE EVACUATION PLAN (4 OF 4)	01	Status B		
NA-xx-02-PL-572-500	SECOND FLOOR ADULTS HOSPITAL FIRE EVACUATION PLAN (1 OF 4)	01	Status B		
NA-xx-02-PL-572-501	SECOND FLOOR ADULTS HOSPITAL FIRE EVACUATION PLAN (2 OF 4)	01	Status B		
NA-xx-02-PL-572-502	SECOND FLOOR ADULTS HOSPITAL FIRE EVACUATION PLAN (3 OF 4)	01	Status B		
NA-xx-02-PL-572-503	SECOND FLOOR ADULTS HOSPITAL FIRE EVACUATION PLAN (4 OF 4)	01	Status B		
NA-xx-03-PL-572-500	THIRD FLOOR ADULTS HOSPITAL FIRE EVACUATION PLAN (1 OF 4)	01	Status B		
NA-xx-03-PL-572-501	THIRD FLOOR ADULTS HOSPITAL FIRE EVACUATION PLAN (2 OF 4)	01	Status B		
NA-xx-03-PL-572-502	THIRD FLOOR ADULTS HOSPITAL FIRE EVACUATION PLAN (3 OF 4)	01	Status B		
NA-xx-03-PL-572-503	THIRD FLOOR ADULTS HOSPITAL FIRE EVACUATION PLAN (4 OF 4)	01	Status B		
NA-xx-04-PL-572-500	FOURTH FLOOR ADULTS HOSPITAL FIRE EVACUATION PLAN (1 OF 5)	01	For Review		
NA-xx-04-PL-572-501	FOURTH FLOOR ADULTS HOSPITAL FIRE EVACUATION PLAN (2 OF 5)	01	For Review		
NA-xx-04-PL-572-502	FOURTH FLOOR ADULTS HOSPITAL FIRE EVACUATION PLAN (3 OF 5)	01	For Review		
NA-xx-04-PL-572-503	FOURTH FLOOR ADULTS HOSPITAL FIRE EVACUATION PLAN (4 OF 5)	01	For Review		
NA-xx-04-PL-572-504	FOURTH FLOOR ADULTS HOSPITAL FIRE EVACUATION PLAN (5 OF 5)	01	For Review		
NA-xx-05-PL-572-500	FIFTH FLOOR ADULTS HOSPITAL FIRE EVACUATION PLAN (1 OF 5)	01	For Review		
NA-xx-05-PL-572-501	FIFTH FLOOR ADULTS HOSPITAL FIRE EVACUATION PLAN (2 OF 5)	01	For Review		
NA-xx-05-PL-572-502	FIFTH FLOOR ADULTS HOSPITAL FIRE EVACUATION PLAN (3 OF 5)	01	For Review		
NA-xx-05-PL-572-503	FIFTH FLOOR ADULTS HOSPITAL FIRE EVACUATION PLAN (4 OF 5)	01	For Review		
NA-xx-05-PL-572-504	FIFTH FLOOR ADULTS HOSPITAL FIRE EVACUATION PLAN (5 OF 5)	01	For Review		
NA-xx-06-PL-572-500	SIXTH FLOOR ADULTS HOSPITAL FIRE EVACUATION PLAN (1 OF 5)	01	For Review		
NA-xx-06-PL-572-501	SIXTH FLOOR ADULTS HOSPITAL FIRE EVACUATION PLAN (2 OF 5)	01	For Review		
NA-xx-06-PL-572-502	SIXTH FLOOR ADULTS HOSPITAL FIRE EVACUATION PLAN (3 OF 5)	01	For Review		
NA-xx-06-PL-572-503	SIXTH FLOOR ADULTS HOSPITAL FIRE EVACUATION PLAN (4 OF 5)	01	For Review		
NA-xx-06-PL-572-504	SIXTH FLOOR ADULTS HOSPITAL FIRE EVACUATION PLAN (5 OF 5)	01	For Review		
NA-xx-07-PL-572-500	SEVENTH FLOOR ADULTS HOSPITAL FIRE EVACUATION PLAN (1 OF 5)	01	For Review		
NA-xx-07-PL-572-501	SEVENTH FLOOR ADULTS HOSPITAL FIRE EVACUATION PLAN (2 OF 5)	01	For Review		
NA-xx-07-PL-572-502	SEVENTH FLOOR ADULTS HOSPITAL FIRE EVACUATION PLAN (3 OF 5)	01	For Review		
NA-xx-07-PL-572-503	SEVENTH FLOOR ADULTS HOSPITAL FIRE EVACUATION PLAN (4 OF 5)	01	For Review		
NA-xx-07-PL-572-504	SEVENTH FLOOR ADULTS HOSPITAL FIRE EVACUATION PLAN (5 OF 5)	01	For Review		
NA-xx-08-PL-572-500	EIGHTH FLOOR ADULTS HOSPITAL FIRE EVACUATION PLAN (1 OF 5)	01	For Review		
NA-xx-08-PL-572-501	EIGHTH FLOOR ADULTS HOSPITAL FIRE EVACUATION PLAN (2 OF 5)	01	For Review		
NA-xx-08-PL-572-502	EIGHTH FLOOR ADULTS HOSPITAL FIRE EVACUATION PLAN (3 OF 5)	01	For Review		
NA-xx-08-PL-572-503	EIGHTH FLOOR ADULTS HOSPITAL FIRE EVACUATION PLAN (4 OF 5)	01	For Review		
NA-xx-08-PL-572-504	EIGHTH FLOOR ADULTS HOSPITAL FIRE EVACUATION PLAN (5 OF 5)	01	For Review		
NA-xx-09-PL-572-500	NINTH FLOOR ADULTS HOSPITAL FIRE EVACUATION PLAN (1 OF 5)	01	For Review		
NA-xx-09-PL-572-501	NINTH FLOOR ADULTS HOSPITAL FIRE EVACUATION PLAN (2 OF 5)	02	For Review		
NA-xx-09-PL-572-502	NINTH FLOOR ADULTS HOSPITAL FIRE EVACUATION PLAN (3 OF 5)	01	For Review		
NA-xx-09-PL-572-503	NINTH FLOOR ADULTS HOSPITAL FIRE EVACUATION PLAN (4 OF 5)	01	For Review		
NA-xx-09-PL-572-504	NINTH FLOOR ADULTS HOSPITAL FIRE EVACUATION PLAN (5 OF 5)	01	For Review		
NA-xx-10-PL-572-500	TENTH FLOOR ADULTS HOSPITAL FIRE EVACUATION PLAN (1 OF 5)	01	For Review		
NA-xx-10-PL-572-501	TENTH FLOOR ADULTS HOSPITAL FIRE EVACUATION PLAN (2 OF 5)	01	For Review		
NA-xx-10-PL-572-502	TENTH FLOOR ADULTS HOSPITAL FIRE EVACUATION PLAN (3 OF 5)	01	For Review		
NA-xx-10-PL-572-503	TENTH FLOOR ADULTS HOSPITAL FIRE EVACUATION PLAN (4 OF 5)	01	For Review		
NA-xx-10-PL-572-504	TENTH FLOOR ADULTS HOSPITAL FIRE EVACUATION PLAN (5 OF 5)	01	For Review		
NA-xx-11-PL-572-500	ELEVENTH FLOOR ADULTS HOSPITAL FIRE EVACUATION PLAN (1 OF 5)	01	For Review		
NA-xx-11-PL-572-501	ELEVENTH FLOOR ADULTS HOSPITAL FIRE EVACUATION PLAN (2 OF 5)	01	For Review		
NA-xx-11-PL-572-502	ELEVENTH FLOOR ADULTS HOSPITAL FIRE EVACUATION PLAN (3 OF 5)	01	For Review		
NA-xx-11-PL-572-503	ELEVENTH FLOOR ADULTS HOSPITAL FIRE EVACUATION PLAN (4 OF 5)	01	For Review		
NA-xx-11-PL-572-504	ELEVENTH FLOOR ADULTS HOSPITAL FIRE EVACUATION PLAN (5 OF 5)	01	For Review		
NA-xx-12-PL-572-500	TWELFTH FLOOR ADULTS HOSPITAL FIRE EVACUATION PLAN (1 OF 5)	01	For Review		
NA-xx-12-PL-572-501	TWELFTH FLOOR ADULTS HOSPITAL FIRE EVACUATION PLAN (2 OF 5)	01	For Review		
NA-xx-12-PL-572-502	TWELFTH FLOOR ADULTS HOSPITAL FIRE EVACUATION PLAN (3 OF 5)	01	For Review		
NA-xx-12-PL-572-503	TWELFTH FLOOR ADULTS HOSPITAL FIRE EVACUATION PLAN (4 OF 5)	01	For Review		
NA-xx-12-PL-572-504	TWELFTH FLOOR ADULTS HOSPITAL FIRE EVACUATION PLAN (5 OF 5)	01	For Review		
NA-xx-B1-PL-572-500	BASEMENT ADULTS HOSPITAL FIRE EVACUATION PLAN (1 OF 3)	01	Status B		
NA-xx-B1-PL-572-501	BASEMENT ADULTS HOSPITAL FIRE EVACUATION PLAN (2 OF 3)	01	Status C		
NA-xx-B1-PL-572-502	BASEMENT ADULTS HOSPITAL FIRE EVACUATION PLAN (3 OF 3)	01	Status A		
NA-xx-00-PL-330-150	Ground Floor Acoustic Strategy Plan	08	For Tender		
NA-xx-01-PL-330-150	First Floor Acoustic Strategy Plan	09	Status A		
NA-xx-02-PL-330-150	Second Floor Acoustic Strategy Plan	06	For Tender		
NA-xx-03-PL-330-150	Third Floor Acoustic Strategy Plan	11	For Review		
NA-xx-04-PL-330-150	Fourt Floor Acoustic Strategy Plan	06	For Tender		
NA-xx-05-PL-330-150	Fifth Floor Acoustic Strategy Plan	06	For Tender		
NA-xx-06-PL-330-150	Sixth Floor Acoustic Strategy Plan	06	For Tender		
NA-xx-B1-PL-330-150	Basement Floor Acoustic Strategy Plan	06	For Tender		
NA-xx-00-PL-221-150	GROUND FLOOR PLAN SCREED FINISHES STRATEGY PLAN	06	For Review		
NA-xx-01-PL-221-150	FIRST FLOOR PLAN SCREED FINISHES STRATEGY PLAN	06	For Review		
NA-xx-02-PL-221-150	SECOND FLOOR PLAN SCREED FINISHES STRATEGY PLAN	05	Status B		
NA-xx-03-PL-221-150	THIRD FLOOR PLAN SCREED FINISHES STRATEGY PLAN	04	Status A		
NA-xx-B1-PL-221-150	BASMENT PLAN SCREED FINISHES STRATEGY PLAN	03	Status B		

Document Number	Title	Current Revision	Status	As Built Revision	Issue Date
NA-SH-400-001	Equipment Library	8			
NA-SH-400-200	Codebook Report - NCH Schedule of Areas	04	For Information		
NA-SH-400-300	Codebook Report - NSGH Schedule of Areas	04	For Information		

Document Number	Title	Current Revision	Status	As Built Revision	Issue Date
NA-SP-F10	Brick Block Walling	04	For Tender		
NA-SP-F30	Accessories - Sundry items for brick - block -	08	Status B		
NA-SP-H11	Curtain Walling	08	For Tender		
NA-SP-H13	Structural Glass Assemblies	02	Status A		
NA-SP-H20	Rigid Sheet Cladding	04	For Tender		
NA-SP-H31	Metal profile - Flat sheet cladding - Covering	07	For Construction		
NA-SP-H32	Plastics profiled sheet cladding - covering	01	Status A		
NA-SP-H43	Metal Composite Panel Cladding - Covering	04	For Tender		
NA-SP-H72	Aluminium strip - Sheet coverings - Flashings	01	For Tender		
NA-SP-H74	Zinc - Sheet Coverings - Flashings	05	For Tender		
NA-SP-H80	ETFE AFP-System	01	Status B		
NA-SP-H92	Rainscreen Cladding	06	Status B		
NA-SP-J30	Liquid applied tanking - damp proofing	01	Status A		
NA-SP-J31	Liquid Applied Waterproof Roof Coatings	07	Status A		
NA-SP-J40	Flexible sheet tanking - damp proofing	03	Status B		
NA-SP-J42	Single Layer Polymeric Sheet Roof Coverings	05	Status A		
NA-SP-K10	Plasterboard dry linings partitions ceilings	R0	Status B		
NA-SP-K10NA	Plasterboard dry lining - Partitions - Ceilings	03	Status A		
NA-SP-K11	Rigid sheet flooring/ sheathing/ decking/ sarking/ linings/ casings	01	For Tender		
NA-SP-K13	Rigid sheet fine linings & panelling	04	For Tender		
NA-SP-K21	Wood strip - Board fine flooring - linings	03	Status B		
NA-SP-K32	Panel cubicles - duct & wall linings	01	Status A		
NA-SP-K40	Demountable suspended ceiling	05	Status B		
NA-SP-K41	Raised Access Floors	04	Status B		
NA-SP-L10	Window - Rooflights - Screens - Louvres	13	Status B		
NA-SP-L20	Doors - Shutters - Hatches	13	For Tender		
NA-SP-L30	Stairs - Ladders - Walkways - Handrails - Balu	05	Status A		
NA-SP-L40	L40 General Glazing	02	Status B		
NA-SP-M10	Cement based levelling - wearing screed	04	Status A		
NA-SP-M12	Resin Flooring	04	Status B		
NA-SP-M21	Insulation With Rendered Finish	05	Status A		
NA-SP-M40	Stone - Concrete - quarry - Ceramic tiling - M	2	Status B		
NA-SP-M50	Rubber - Plastics - Cork - Lino - Carpet tiling	09	For Review		
NA-SP-M60	Painting - Clear finishing	05	For Tender		
NA-SP-N10	General Fixtures Furnishings Equipment	07	Status B		
NA-SP-N13	Sanitary appliances & fittings	06	For Review		
NA-SP-N15	Internal fire and safety signage system	0	Status A		
NA-SP-N25	Permanent Access & Safety Equipment	01	Status A		
NA-SP-P10	Sundry Insulation - Proofing Work	08	Status A		
NA-SP-P20	Unframed isolated trim - Skirting - Sundry items	05	Status B		
NA-SP-P21	Door - Window Ironmongery	03	For Tender		
NA-SP-Z10	Purpose Made Joinery	05	Status B		
NA-SP-Z11	Purpose made metalwork	01	For Tender		
NA-SP-Z12	Preservative - Fire retardant treatment	01	For Tender		
NA-SP-Z20	Fixings and Adhesives	01	For Tender		
NA-SP-Z21	Z21 Mortars	03	For Tender		
NA-SP-Z22	Z22 Sealants	03	For Tender		
NA-SP-Z31	Z31 Powder Coating	03	For Tender		
NA-SP-Z33	Anodizing	01	For Tender		

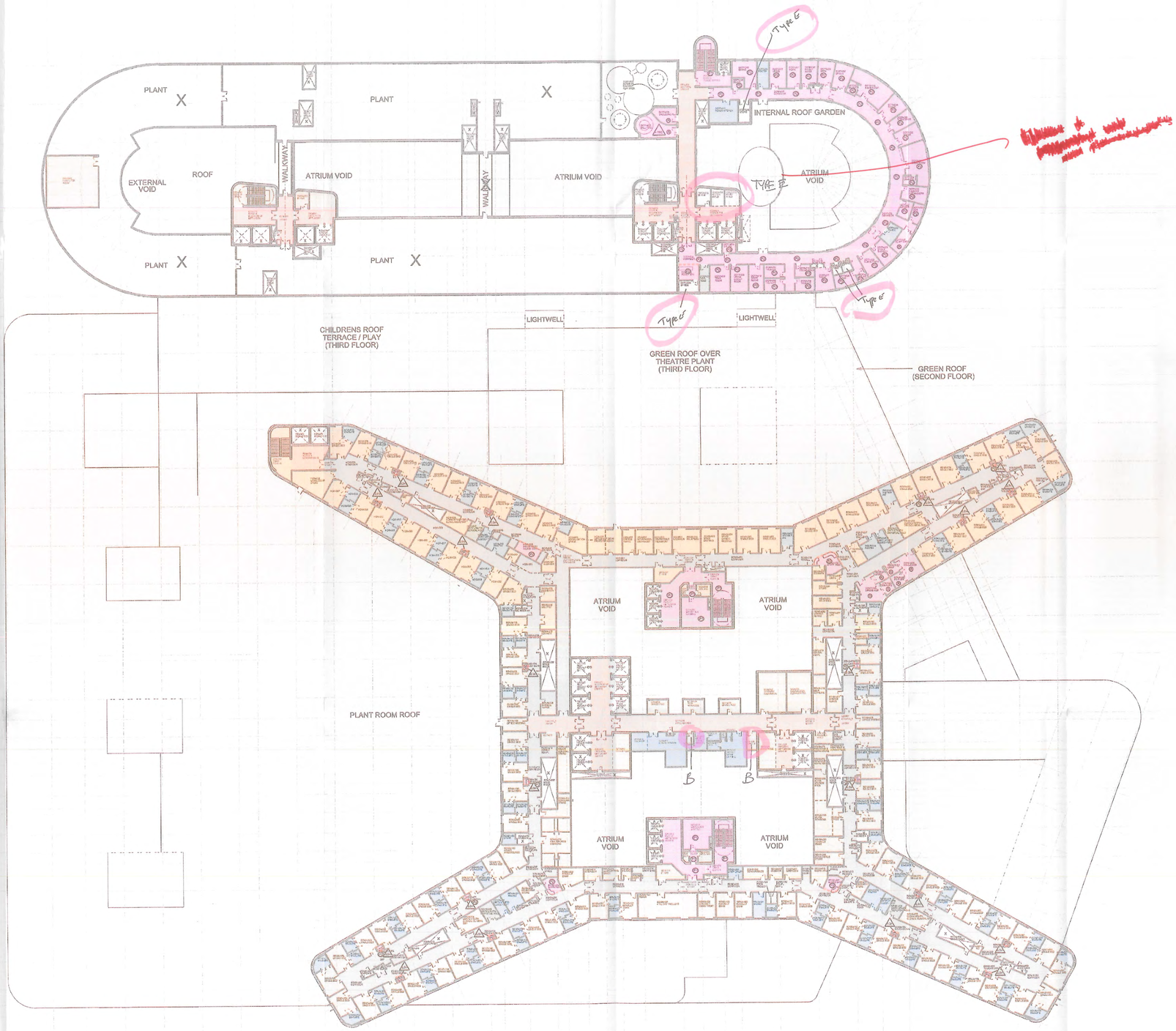

Notes:
- This drawing is copyright.
- Do not scale dimensions from this drawing.
- All discrepancies on this drawing are to be reported to the architect.
- Do not modify any element of this drawing.
- Use drawing only for purpose(s) issued.

Designer Identification of Hazard/Risk

X TYPE YOUR NOTES HERE

CEILING TYPE KEY

A		PLASTERBOARD CEILING - SMOOTH PLASTERBOARD AND JOINTING MEMBRANE (WITH SCRIM REINFORCEMENT) FINISHED WITH MATT EMULSION PAINT - SURFACE SPREAD OF FLAME (SHTM 00 CATEGORY 1)
B		SEMI-MONOLITHIC MOISTURE RESISTANT MINERAL FIBRE TILES - SEMI-MONOLITHIC FIBRE WITH MOISTURE RESISTANT FINISH - SURFACE SPREAD OF FLAME (SHTM 00 CATEGORY 1) AND CLASS 1 SURFACE SPREAD OF FLAME (SHTM 00 CATEGORY 3 & 4)
C		SOUND ABSORBENT MINERAL FIBRE TILES - SOUND ABSORBENT MINERAL FIBRE TILES WITH EMBOSSED FINISH - SURFACE SPREAD OF FLAME (SHTM 00 CATEGORY 3 & 4)
D		SOUND ABSORBENT MINERAL FIBRE TILES - SOUND ABSORBENT MINERAL FIBRE TILES WITH EMBOSSED FINISH - SURFACE SPREAD OF FLAME (SHTM 00 CATEGORY 3 & 4)
E		SOUND ABSORBENT MINERAL FIBRE TILES - SOUND ABSORBENT MINERAL FIBRE TILES WITH EMBOSSED FINISH - SURFACE SPREAD OF FLAME (SHTM 00 CATEGORY 3 & 4)
F		600x600mm SUSPENDED MINERAL TILE PLANK SYSTEM WITH PLANK SUPPORT CLIP - SUSPENDED MINERAL FIBRE TILES - SURFACE SPREAD OF FLAME (SHTM 00 CATEGORY 3 & 4)
G		300x300mm SUSPENDED MINERAL TILE PLANK WITH PLANK SUPPORT CLIP - SUSPENDED MINERAL FIBRE TILES - SURFACE SPREAD OF FLAME (SHTM 00 CATEGORY 3 & 4)
H		SUSPENDED PLANKS SYSTEM CEILING SYSTEM WITH BACKLIGHTING - SUSPENDED MINERAL FIBRE TILES - SURFACE SPREAD OF FLAME (SHTM 00 CATEGORY 3 & 4)
J		TEXTURE SUBSTRATE WITH ACOUSTICAL PLASTER AS PER MANUFACTURER'S SPECIFICATION - SUITABLE FOR USE WITH MINERAL WOOL & CALCULATED ACOUSTIC INSULATION
K		SPECIAL ACOUSTICAL ACOUSTIC TILE - SUITABLE FOR USE IN BUILD WITH THE ACOUSTIC BOOTH - SURFACE SPREAD OF FLAME (SHTM 00 CATEGORY 3 & 4)
L	X	TYPICALLY HIGH AND TIGHT CEILINGS BUT CAN VARY - SUITABLE FOR USE IN BUILD WITH THE ACOUSTIC BOOTH - SURFACE SPREAD OF FLAME (SHTM 00 CATEGORY 3 & 4) - ANY AREAS LEFT OPEN MUST BE SERVICED BY THE BMS ENGINEER
M		LARGE MODULE METAL GRID AND PANEL SYSTEM WITH BACKLIGHTING - SUITABLE FOR USE IN BUILD WITH THE ACOUSTIC BOOTH - SURFACE SPREAD OF FLAME (SHTM 00 CATEGORY 3 & 4) - ANY AREAS LEFT OPEN MUST BE SERVICED BY THE BMS ENGINEER - DESIGN (Size approximately 1400x 600mm)
N		SMALL MODULE METAL CEILING PANEL SYSTEM WITH BACKLIGHTED GRID (Size approximately 600x600mm)
P		SPECIAL CEILING FINISH BY SPECIALISTS (TO COME)
R		NORMAL METAL ACCESS CEILING PANELS WITHIN HIGH PLASTERBOARD CEILING

CEILING FINISHES & HEIGHT DETAILS KEY

1		BLANK = FACTORY SELF-FINISH - ALL TILES AND TILE PLANKS
2		ANTISTIC PAINT FINISH (TO ENHANCE HYGIENIC COATING WITH ANTIBACTERIAL PROPERTIES)
3		WATER BASED ACRYLIC DIAMOND EGGSHELL EMULSION PAINT
4		WATER BASED ACRYLIC DIAMOND EGGSHELL EMULSION PAINT WITH ANTIBACTERIAL PROPERTIES
8		BULKHEAD DETAIL - ALL BULKHEADS TYPICALLY MEASURE 300mm BELOW THE ADJACENT CEILING HEIGHT
9	X.X m	CEILING HEIGHT IN METRES (FROM FFL TO UNDERSIDE OF CEILING SOFFIT) NOTE: ALL CEILING HEIGHTS ARE 2.7m UNLESS OTHERWISE STATED OR NOTED ON THE DRAWINGS

Rev	Date	Drw	Revision Notes	Chk.	App
03	24/09/10	CQ	Issued for Appendix K (FBC)	AB	AB
01	30/07/10	CQ	FIRST ISSUE	AB	AB

NSGH Project
(Full Business Case) FBC APPENDIX K

	BROOKFIELD	NSGH BOARD
Name:	[redacted]	
Date:	29/06/11	14/10/10
Sign:	[redacted]	
Status: (A or B)	B	B

Client [redacted]

NHS GREATER GLASGOW AND CLYDE

17.10.2010.

Contractor
Brookfield

NIGHTINGALE associates architects
57-61 Newman Street
London
W1T 3EY
Tel: 0207 079 5000
Fax: 0207 079 5001
www.nightingaleassociates.com

Project
NEW SOUTH GLASGOW HOSPITALS (NSGH) PROJECT

Drawing Title
FOURTH FLOOR PLAN
CEILING FINISHES
STRATEGY PLAN

Job No	Drawn	Checked	Approved
09080	---	EW	EW

Status	Date	Scale@A0
Design Development	15/07/10	1:300

Drawing No

Origin	Zone	Level	Type	Content	Sequential	Rev
NA	XX	04	PL	332	150	02

Zisman NSGH ZISMAN BOWYER AND PARTNERS	Chilled Beam Selection Report (2900 Stage /L) GENERAL CORRESPONDEN…	07/07/2011 ZBP-GC-001630
Ed McIntyre MERCURY ENGINEERING	Re: Chilled Beam Selection Report (2900 Stage /L) LETTER	11/07/2011 M.E-LETTER-000053

MAIL TYPE	MAIL NUMBER	REFERENCE NUMBER
General Correspondence	ZBP-GC-001630	ZBP-GC-001630

Chilled Beam Selection Report (2900 Stage /L)

From	Mr Zisman NSGH - Zisman Bowyer and Partners
To (6)	Mr Ken Hall - Brookfield Multiplex Construction Europe
	Mr Darren Pike - Brookfield Multiplex Construction Europe
	Mr Ed McIntyre - Mercury Engineering (Ireland)
	Ms Sinead Rogan - Mercury Engineering (Ireland)
	Mr Brendan Rooney - Mercury Engineering (Ireland)
	Ms Liane Edwards - NIGHTINGALE ASSOCIATES
Sent	Thursday, 7 July 2011 4:10:35 PM BST (GMT +01:00)
Status	N/A

FILE ATTACHMENTS (1)

File Name
ZBP - Chilled Beam Test Lab Results.pdf

ATTRIBUTES

Attribute 1	Stage 3 - Adults New Hospital, Stage 3 - Childrens New Hospital
Attribute 2	033. M&E Building Services

MESSAGE

All,

Unfortunately we were unable to meet yesterday so have therefore agreed with Brendan Rooney that we will provide a short synopsis of our recommendations for the chilled beams. We have prepared the beginnings to the selection report but thought it prudent to get the conversation started on our conclusions before issuing to avoid many revisions.

I have previously forwarded the corresponding manufacturers' test lab reports but please find attached the results table extracted from the reports. As you will note Grada did not carry out one of the cooling tests, however it can be considered that the results would mimic that of the remaining cooling test.

As we see it there are two conclusions to draw from the report, first the set up temperatures and then the preferred manufacturer:

Set Up Temperatures

As we are all aware the radiant panels for the en-suites are to be fed from the same LTHW circuit as the chilled beams. Therefore we have proposed to increase the LTHW temperatures to 60/50 which is higher than that usually recommended by the chilled beam manufacturers. In both Grada and Swegon's case they tested the scenario of both 45/40 and 60/50. It was clear from the tests that no adverse stratification was present at the higher temperatures, indicating that 60/50 is acceptable.

However, in providing the LTHW temperatures at 60/50 the outputs of the units increase which may lead to poor temperature control. In order to reduce the impact on the control it is proposed to supply the air at 17 and not at 20 as originally suggested. This will increase the load at the chilled beam and increase the LTHW water flow rate. This will not effect the energy consumption of the system, it is purely heating at the chilled beam rather than the air handling unit. This will be for the tower only as it has dedicated AHU plants for the chilled beam circuit.

It is proposed to provide the chilled water at 15/18 and the supply air at 16. This allows the air to provide some cooling effect and reduce the required duty of the chilled beams, increasing their flexibility in the cooling mode.

Preferred Manufacturer

It can be seen from the test results that both manufacturers' are able to provide a satisfactory comfortable environment, with Swegon able to provide, with reference to BS EN ISO 7730, a class A room and Grada a class B room. Class A rooms are defined as less than 6% of people likely to feel uncomfortable and class B rooms as less than 10% of people likely to feel uncomfortable.

The main visual difference between the units is the size. Swegon's unit is 1200x600 where Grada's is 2400x600. Swegon's unit was specifically engineered for the Norwegian healthcare environment where large air volumes are required, Grada's is larger to compensate for this.

Current calculations indicate that around 20% of the cooling loads in the tower bedrooms are below 450W. Swegon can provide a smaller 600x600mm unit with 450W cooling output to meet this requirement. Because the air volumes are constant Grada have to use the same size beam (2400mm long) but with a smaller coil (1500mm), resulting in air not passing over the coils through the remaining 900mm of the beam.

On the larger loads Grada are able to increase the output of their 2400mm beam to 1.3kW, where as Swegon's maximum output on the 1200mm long beam is 850W. Current loads indicate that around 10% of the cooling loads in the tower bedrooms are above 850W. This would require Swegon to install a 600mm and 1200mm beam in the same space, whereas Grada could continue with the same 2400mm beam up to 1.3kW. Swegon have however indicated that they will be able to install the 600mm and 1200mm long beams in line to one another to effectively create one beam at 1800mm long, still only requiring the same amount of air.

The podium cooling loads are yet to be finalised but early indications are that the majority of the rooms requiring chilled beams have cooling loads of less than 450W. For this reason it is considered that the most flexible approach is the preferred option.

It is therefore considered that Swegon provides the best technical solution for this project because their units:

- Provide a more flexible solution, smaller loads are dealt with whereas a 600x600 module rather than 2400x600 easing coordination.

- Provide a category A room on lab tests, where Grada's was category B in accordance with BS EN ISO 7730.
- This beam was designed for purpose, for the Norwegian healthcare market.
- Lower heating output increasing ease of control in heating mode.
- Smaller heating water pressure drop at 60/50 reducing pumping energy.
- Product is more flexible once installed, vanes and nozzles are fully adjustable and can be factory pre-set.

Again, this is to get the discussions started so any comments are welcome.

Regards

Guy

From: Macleod, Mairi
To: Emma White
Cc: Wrath, Frances; Griffin, Heather; Moir, Peter; Mark Baird; david.bower[redacted]
Subject: RE: NSGH - 1:50 Room Type Programme
Date: 29 April 2010 12:10:43

Hi Emma

Thanks for this. In response to your questions:

- we will include the general wards but not Haemato-oncology (most rooms in Haemat onc will have the same layout as the general wards with the addition of the Hepa filter)
- For children's will look at cardiology, acute receiving and general wards (Haemato-onc same as adults) and yes keep observation ward with ED
- We are comfortable with picking up main entrance areas in 2nd /3rd round meetings
- Again we are comfortable with picking these areas up in 2nd /3rd round meetings – if there is time during the first round of meetings we might look at some of the bigger areas eg gym
- Dermatology OPD will be picked up with main OPD
- Missing dept from children's we are comfortable with picking up in 2nd /3rd round meetings
- Again we are comfortable with picking these up in 2nd /3rd round meetings

Given that you think this plan is a "goer" we will look at re-doing the second round of meetings picking up the missing depts first

Kind regards

Mairi

From: Emma White [redacted]
Sent: 28 April 2010 12:58
To: Macleod, Mairi
Cc: Wrath, Frances; Griffin, Heather; Moir, Peter; Mark Baird; david.bower[redacted]
Subject: NSGH - 1:50 Room Type Programme

Mairi,

Thanks for the comments (and the morning spreadsheet exercise!) I've updated our 1:50 UGM Meeting Timetable to incorporate your comments below, which is attached for your info. Now it's my turn to test you back and ask you some questions!

- I assume that the 1xday allocation for adult wards will include some time to review specific Room Types (RT's) in the speciality wards, namely Stroke, Dermatology and Haemato-Oncology?
- Ditto for the children's wards, will these include review of specific RT's for Acute Receiving Unit, Observation Ward (I've left this with the Emergency Department for the time being)
- Given the number of RT's currently designated for the adult Main Entrance (see attached document NSGH 09080 1-50 RT per Department) I suggest that this requires a dedicated review meeting during this round, both for Childrens and Adults.
- Adult Rehab has been designated a number of RT's for review (see attached document NSGH 09080 1-50 RT per Department). This was based on previous RDS/1:50 discussions with Francis and Mark whereby we decided to load the RT in its first instance, i.e. in the first department it occurred in based on the current UGM meeting sequence. Do you

want these RT's re-allocated to OPD if possible? I also feel that given there are some large unique rooms in OPD such as the Gym that some dedicated review time should be allocated to this department in both buildings.

- Adult missing Departments (not previously mentioned above) are as follows; Dermatology OPD (will this be part of OPD?)
- Children's missing Departments (not previously mentioned above) are as follows; Child Protection, Hospital at Night, Special Feeds, DCFP and Haemato-Oncology. I suggest that both DCFP and Haemato-Oncology are allocated meetings in this round given that they are likely to have specific specialist requirements.
- Other missing Departments; Medical Records (time could be set aside in a Main Entrance meeting for this?), Medical Physics and Medical Illustration. I suggest that Medical Physics and Medical Illustration are both allocated meetings in this round.

I have also attached the working spreadsheet we use to allocate which room is loaded which department. This is where the document NSGH 09080 1-50 RT per Department has been generated from. We'll have a Children's version available on Friday which I'll bring to the Medical Planning Group next week for discussion.

Kind regards,

Emma

From: Macleod, Mairi [redacted]
Sent: 28 April 2010 09:24
To: Emma White
Cc: Wrath, Frances; Griffin, Heather; Moir, Peter; Mark Baird; david.bower[redacted]
Subject: 1:50 programme

Hi Emma

Further to your email & our telephone conversation regarding the 1:50s for the Adult and Children's Hospital. Please find below our suggestions to stagger the adult & children's programmes and build some "slack" into the system for the opportunity to look at the more complicated rooms if need be on the float days

14 June 2010	all day adult wards
15 June 2010	all day children's wards
16 June 2010	float
17 June 2010	adult Renal
18 June 2010	children's renal
21 June 2010	Adult Imaging
22 June 2010	Children's Imaging
23 June 2010	float
24 June 2010	Adult ITU
25 June 2010	Children's PICU
28 June 2010	Adult Theatres
29 June 2010	Children's Theatres
30 June 2010	am Adult endoscopy
	pm float
1 July 2010	Adult OPD

2 July 2010	am Adult OPD
5 July 2010	Children's OPD
6 June 2010	Children's OPD
7 July 2010	Float
8 July 2010	Adult ED
9 July 2010	Children's ED
12 July 2010	Adult AAU
13 July 2010	Adult CCU
14 July 2010	am Pharmacy
	Pm Nuclear Medicine
15 July 2010	FM
16 July 2010	am Decontamination

Missing areas are rehab, medical day units & main entrance but as these areas incorporate a lot of the rooms done for other dept these can be picked up for individual needs at the 2nd iteration stage

We haven't done a programme for the 2nd iteration but it will follow much the same principles

Kind regards

Mairi

Mairi Macleod
Project Manager New Children's Hospital
St Andrew's House
Hillington
G52 4NQ
tel no [redacted]

[redacted]

****
NHSGG&C Disclaimer

The information contained within this e-mail and in any attachment is confidential and may be privileged. If you are not the intended recipient, please destroy this message, delete any copies held on your systems and notify the sender immediately; you should not retain, copy or use this e-mail for any purpose, nor disclose all or any part of its content to any other person.

All messages passing through this gateway are checked for viruses, but we strongly recommend that you check for viruses using your own virus scanner as NHS Greater Glasgow & Clyde will not take responsibility for any damage caused as a result of virus infection.

****
****

NHSGG&C Disclaimer

The information contained within this e-mail and in any attachment is confidential and may be privileged. If you are not the intended recipient, please destroy this message, delete any copies held on your systems and notify the sender immediately; you should not retain, copy or use this e-mail for any purpose, nor disclose all or any part of its content to any other person.

All messages passing through this gateway are checked for viruses, but we strongly recommend that you check for viruses using your own virus scanner as NHS Greater Glasgow & Clyde will not take responsibility for any damage caused as a result of virus infection.

****

A52756968

REQUEST FOR INFORMATION		MECHANICAL DIVISION

GENERAL DETAILS

PROJECT NO.	GB1.0008	**RFI NO:**	94
PROJECT TITLE	New South Glasgow Hospitals - A&C	**DATE:**	12/04/2012
		REPLY REQ'D BY:	16/04/2012
RFI TITLE	Chilled beams		

PROJECT & LOCATION DETAILS

FROM:	Sinead Rogan	**DRAWING REF:**	N/A
TO:	Nightingale/ZBP	**ADDITIONAL REF:**	
CC:	Darren Pike		
COMPANY:	ZBP/BM		

INFORMATION REQUIRED

ITEM	DETAILS
1	As per our meeting with Guy it was discussed that Swegon were the supplier on which the chilled beam selections were based, as per RFI 74 sent on the 28/3 we requested to know if the 80Pa is for the total beam max. Static PD, if so as advised on the day Swegon can not meet those requirements please advise how we are to proceed. Also the size of the units is wrong in the schedule please revise and re-issue. Please revert ASAP.

REPLY

ITEM	DETAILS
	Due to design development and final heating/cooling loads the chilled beams have increased slightly in output requiring some selections to have a nozzle pressure of 80Pa and total pressure approaching 100Pa. The specification will be updated to allow 100Pa for the selections that cannot be achieved at 80Pa total static pressure. **The updated specification will also reflect that the chilled beams should be a mixture of 60[redacted] 600 and 1200 x 600 and not 1200 x 1200 as currently stated.**

REPLIED BY:	Guy Willis-Robb	**DATE:**	20/04/2012

CC:

New South Glasgow Hospitals

Chilled Beam Test Lab Results

Zisman Bowyer & Partners LLP
Consulting Engineers

Heating Test Results

Manufacturer	Model No.	Size	Heating				Air			Test Lab Results		Room Category
			HTG F/R (°C)	Htg Output (Water Only) (W)	Flowrate (l/s)	Pressure (kPa)	Primary Airflow (l/s)	Primary Air Temperature (°C)	Static Pressure (Pa)	Stratification (°C/m)	Draught Rating at Patient's Head (DR)	To BS EN ISO 7730
Swegon	1192-HF	600 x 1200	45/40	1212	0.04	2	40	20	84	1.90	5	A
Grada	KT62DHR 2400 2400	600 x 2400	45/40	530	0.02	5	40	20	77	2.00	5	A
Swegon	1192-HF	600 x 1200	60/50	1620	0.03	1.2	40	20	82	2.00	5	A
Grada	KT62DHR 2400 2400	600 x 2400	60/50	2626	0.06	29	40	20	77	2.60	5	B

Cooling Test Results

Manufacturer	Model No.	Size	Cooling				Air			Test Lab Results		Room Category
			CHW F/R (°C)	Cooling Output (Water Only) (W)	Flowrate (l/s)	Pressure (kPa)	Primary Airflow (l/s)	Primary Air Temperature (°C)	Static Pressure (Pa)	Stratification (°C/m)	Draught Rating at Patient's Head (DR)	To BS EN ISO 7730
Swegon	1192-HF	600 x 1200	15/18	770	0.03	2.4	40	18	82	0	3	A
Grada	KT62DHR 2400 2400	600 x 2400	15/18	914	0.07	1.5	40	18	77	0.1	11.17	B
Swegon	1192-HF	600 x 1200	15/18	762	0.07	8.7	40	16	82	0.1	5	A
Grada	KT62DHR 2400 2400	600 x 2400	15/18	959	0.10	3.5	40	16	77	N/A	N/A	N/A

NOTES

New Southern General Hospitals

Project Management Instruction Report

Notify

ID	2062	**Notified by**	GGC01.sfrew on 02/07/2013 17:58:50
Notified to	BCL01-Brookfield Construction Limited	**Date notified**	02/07/2013
Date response required	16/07/2013		
Title	PMI 228 - Change to NSGH Level 4 - hepa filtration		
Description	Further to the drawings and information previously provided by Heather Griffin identifying changes to NSGH level 4 the Board request that: a) BMCL stop the fit out works in this area b) BMCL provide an assessment of the works already carried out in this area c) BMCL and NHS to develop the design detail utilizing the RDD process in order to come to a design within the £700k (inc OH&P) as currently identified by BMCL. Initial design meetings with HGriffin can commence w/c 8th July 2013		
Instruction	As above		
Status	None	**Cancel PMI**	None

Meeting

Documents

Notes

This document states the correct information at time of production (Sunday 8th July @7:45).
Content is subject to change at any moment in time and cannot be used as evidence of current information
Sypro takes no responsibility for out of date information.

A52756968

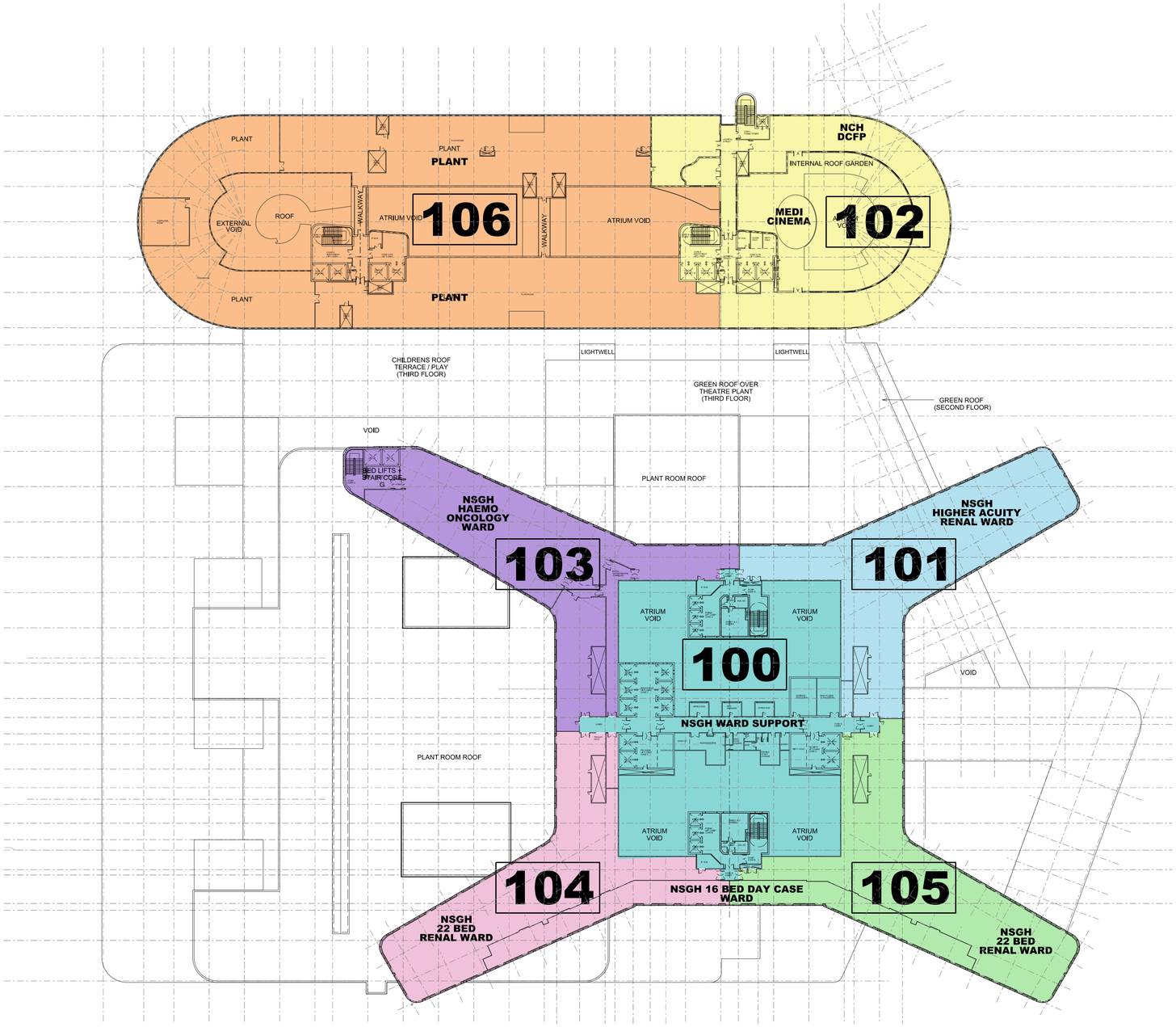

Notes:
- This drawing is copyright.
- Do not scale dimensions from this drawing.
- All discrepancies on this drawing are to be reported to the architect.
- Do not modify any element of this drawing.
- Use drawing only for purpose(s) issued.

Designer Identification of Hazard/Risk

X TYPE YOUR NOTES HERE

Rev	Date	Drw	Revision Notes	Chk	App
01	09/12/10	CQ	Key Plan updated Issued for Information	AB	EW

Client

NHS Greater Glasgow and Clyde

Contractor

Brookfield

NIGHTINGALE associates architects
87-91 Newman Street
London
W1T 3EY
Tel: 0207 079 9900
Fax: 0207 079 9901
www.nightingaleassociates.com

Project
NEW SOUTH GLASGOW HOSPITALS (NSGH) PROJECT

Drawing Title
FOURTH FLOOR
DEPARTMENT LAYOUTS
KEYPLAN (1:200 SET)

Job No	Drawn	Checked	Approved
09080			
Status: Information		Date: 09/12/10	Scale@A1: 1:500

Drawing No						Rev
Origin	Zone	Level	Type	Content	Sequential	
NA	XX	04	PL	252	000	01

Department of Health

Health Building Note 04-01
Supplement 1
Isolation facilities for infectious patients in acute settings

Copyright Department of Health
Provided by IHS Markit
No reproduction or networking permitted without license from IHS Markit

Licensee=IBI Group/7126139001, User=White, Emma
Not for Resale, 04/22/2022 02:44:22 MDT

Health Building Note 04-01 Supplement 1
Isolation facilities for infectious patients in acute settings

Copyright Department of Health
Provided by IHS Markit
No reproduction or networking permitted without license from IHS Markit

Licensee=IBI Group/7126139001, User=White, Emma
Not for Resale, 04/22/2022 02:44:22 MDT

A52756968

© Crown copyright 2013
Terms of use for this guidance can be found at http://www.nationalarchives.gov.uk/doc/open-government-licence/

--`,,`,,``,,,`,`,,,,,``,``,,``,`-`-`,,`,,`,`,,`---

Copyright Department of Health
Provided by IHS Markit
No reproduction or networking permitted without license from IHS Markit

Licensee=IBI Group/7126139001, User=White, Emma
Not for Resale, 04/22/2022 02:44:22 MDT

A52756968

Preface

About Health Building Notes

Health Building Notes give "best practice" guidance on the design and planning of new healthcare buildings and on the adaptation/extension of existing facilities.

They provide information to support the briefing and design processes for individual projects in the NHS building programme.

The Health Building Note suite

Healthcare delivery is constantly changing, and so too are the boundaries between primary, secondary and tertiary care. The focus now is on delivering healthcare closer to people's homes.

The Health Building Note framework (shown below) is based on the patient's experience across the spectrum of care from home to healthcare setting and back, using the national service frameworks (NSFs) as a model.

Health Building Note structure

The Health Building Notes have been organised into a suite of 17 core subjects.

Care-group-based Health Building Notes provide information about a specific care group or pathway but cross-refer to Health Building Notes on **generic (clinical) activities** or **support systems** as appropriate.

Core subjects are subdivided into specific topics and classified by a two-digit suffix (-01, -02 etc), and may be further subdivided into Supplements A, B etc.

All Health Building Notes are supported by the overarching Health Building Note 00 in which the key areas of design and building are dealt with.

Example

The Health Building Note on accommodation for adult in-patients is represented as follows:

> "Health Building Note 04-01: Adult in-patient facilities"

The supplement to Health Building Note 04-01 on isolation facilities is represented as follows:

> "Health Building Note 04-01: Supplement 1 – Isolation facilities for infectious patients in acute settings"

Health Building Note number and series title	Type of Health Building Note
Health Building Note 00 – Core elements	Support-system-based
Health Building Note 01 – Cardiac care	Care-group-based
Health Building Note 02 – Cancer care	Care-group-based
Health Building Note 03 – Mental health	Care-group-based
Health Building Note 04 – In-patient care	Generic-activity-based
Health Building Note 05 – Older people	Care-group-based
Health Building Note 06 – Diagnostics	Generic-activity-based
Health Building Note 07 – Renal care	Care-group-based
Health Building Note 08 – Long-term conditions/long-stay care	Care-group-based
Health Building Note 09 – Children, young people and maternity services	Care-group-based
Health Building Note 10 – Surgery	Generic-activity-based
Health Building Note 11 – Community care	Generic-activity-based
Health Building Note 12 – Out-patient care	Generic-activity-based
Health Building Note 13 – Decontamination	Support-system-based
Health Building Note 14 – Medicines management	Support-system-based
Health Building Note 15 – Emergency care	Care-group-based
Health Building Note 16 – Pathology	Support-system-based

Copyright Department of Health
Provided by IHS Markit
No reproduction or networking permitted without license from IHS Markit

Licensee=IBI Group/7126139001, User=White, Emma
Not for Resale, 04/22/2022 02:44:22 MDT

A52756968

Other resources in the DH Estates and Facilities knowledge series

Health Technical Memoranda

Health Technical Memoranda give comprehensive advice and guidance on the design, installation and operation of specialised building and engineering technology used in the delivery of healthcare (for example medical gas pipeline systems, and ventilation systems).

They are applicable to new and existing sites, and are for use at various stages during the inception, design, construction, refurbishment and maintenance of a building.

All Health Building Notes should be read in conjunction with the relevant parts of the Health Technical Memorandum series.

Activity DataBase (ADB)

The Activity DataBase (ADB) data and software assists project teams with the briefing and design of the healthcare environment. Data is based on guidance given in the Health Building Notes, Health Technical Memoranda and Health Technical Memorandum Building Component series.

1. Room data sheets provide an activity-based approach to building design and include data on personnel, planning relationships, environmental considerations, design character, space requirements and graphical layouts.
2. Schedules of equipment/components are included for each room, which may be grouped into ergonomically arranged assemblies.
3. Schedules of equipment can also be obtained at department and project level.
4. Fully loaded drawings may be produced from the database.
5. Reference data is supplied with ADB that may be adapted and modified to suit the users' project-specific needs.

Note

The sequence of numbering within each subject area does not necessarily indicate the order in which the Health Building Notes were or will be published/printed. However, the overall structure/number format will be maintained as described.

Copyright Department of Health
Provided by IHS Markit
No reproduction or networking permitted without license from IHS Markit

Licensee=IBI Group/7126139001, User=White, Emma
Not for Resale, 04/22/2022 02:44:22 MDT

A52756968

Executive summary

This Health Building Note sets out practical guidance on how to provide safe, effective isolation facilities for infectious patients (source isolation) that are simple to use and meet the needs of most patients on acute general wards.

This guidance describes:

- how a single-bed room with en-suite sanitary facilities can be used to provide effective isolation for patients with non-airborne diseases;
- how a ventilated single-bed room with en-suite facilities can provide an isolation room for patients who have an infection that can be spread by the airborne route.

It can be used for both new-build schemes and the upgrading of existing accommodation.

Room layouts are included as illustrative examples; other room configurations are possible.

It is advised that this Health Buulding Note be read in conjunction with:

- 'Infection control in the built environment' (DH, 2002), which provides information about how good design can prevent cross-infection in healthcare premises generally;
- Health Building Note 04-01 – 'Adult in-patient accommodation', which covers the planning and design of in-patient facilities for adults and includes space standards for bed areas (including isolation rooms and lobbies).
- 'Single-bed room: design manual', in Health Building Note 00-03 – 'Clinical and clinical support spaces', which provides detailed design information and layouts for single-bed rooms.

This document part supersedes Health Building Note 04-01 Supplement 1 (2005), specifically the guidance therein that relates to rooms used for source isolation. It does not supersede the guidance on protective isolation.

Copyright Department of Health
Provided by IHS Markit
No reproduction or networking permitted without license from IHS Markit
Licensee=IBI Group/7126139001, User=White, Emma
Not for Resale, 04/22/2022 02:44:22 MDT

A52756968

Acknowledgements

Catherine Noakes, University of Leeds School of Civil Engineering

Francis Marsh, Department of Health, Social Services and Public Safety (DHSSPS), Northern Ireland

Malcolm Thomas, Consulting engineer

Peter Hoffman, Health Protection Agency

Tom Jones, Building Services Research and Information Association (BSRIA)

William Booth, Building Services Research and Information Association (BSRIA)

Copyright Department of Health
Provided by IHS Markit
No reproduction or networking permitted without license from IHS Markit
Licensee=IBI Group/7126139001, User=White, Emma
Not for Resale, 04/22/2022 02:44:22 MDT

A52756968

Contents

Preface
Executive summary
Acknowledgements
1 Introduction **1**
Exclusions
2 Options for provision **2**
Single-bed room
Options for preventing the spread of pathogens that are transmitted by the airborne route
Negative pressure room
Positive pressure ventilated lobby (PPVL) room
Extract ventilation – negative pressure and PPVL rooms
Documentation
3 Converting existing facilities **8**
Converting an en-suite single-bed room
Converting a single-bed room without en-suite facilities
Creating an en-suite single-bed room with ventilated lobby
Converting a multi-bed bay
4 Fire safety **9**
Appendix 1 – Example room layouts **10**
Appendix 2 – Acceptance testing of isolation rooms/suites **17**
Definitions
Isolation suite
Isolation room envelope
Validation – isolation room air permeability
Validation and annual revalidation
Filtration test standards
Air permeability tests
System operating standard
Record-keeping
References **19**

Copyright Department of Health
Provided by IHS Markit
No reproduction or networking permitted without license from IHS Markit

Licensee=IBI Group/7126139001, User=White, Emma
Not for Resale, 04/22/2022 02:44:22 MDT

A52756968

Copyright Department of Health
Provided by IHS Markit
No reproduction or networking permitted without license from IHS Markit
Licensee=IBI Group/7126139001, User=White, Emma
Not for Resale, 04/22/2022 02:44:22 MDT
A52756968

1 Introduction

1.1 The key to effective isolation on acute general wards is the provision of single-bed rooms with en-suite sanitary facilities. Single-bed rooms reduce the risk of cross-infection for non-airborne diseases and help to lower the incidence of healthcare¬associated infections. Most patients requiring isolation on acute general wards can be isolated in single-bed rooms with en-suite facilities. All single-bed rooms in new-build hospitals and wards should have en-suite facilities so that they can be used to isolate patients, among other reasons. It is the Department of Health's policy that any new build or major reconfiguration should have as a minimum 50% single-bed rooms.

1.2 The infection control team should be closely involved with all aspects of planning for, and determining the provision of, isolation facilities. When undertaking a project, a multi-disciplinary approach should involve the:

- infection control team and clinical team;
- architect and designer;
- building contractor and mechanical/electrical maintenance service providers;
- in-house estates team.

1.3 In accordance with 'The Code of Practice on the the prevention and control of infections and related guidance' (2010), it is recommended that all registered providers put in place systems to manage and monitor the prevention and control of infection. These systems use risk assessments and consider how susceptible patients are and any risks that their environment and other users may pose to them.

1.4 The provision of isolation rooms that are switchable from positive to negative air pressure is not recommended because of the risk to people inside and outside the room in the event of the setting being incorrect.

1.5 The guidance on PPVL and negative pressure isolation suites in this document is based on a model that was validated by the Building Services Research and Information Association (BSRIA) and the University of Leeds. The complete validation process and results obtained will be available from BSRIA (see link in References section).

Exclusions

1.6 This Health Building Note does not describe the specialist facilities required in high security infectious disease units, isolation wards for cohorting groups of infectious patients, protective isolation for severely immuno-compromised patients, critical care areas and special care baby units. It focuses on single occupancy isolation rooms only.

Copyright Department of Health
Provided by IHS Markit
No reproduction or networking permitted without license from IHS Markit

Licensee=IBI Group/7126139001, User=White, Emma
Not for Resale, 04/22/2022 02:44:22 MDT

A52756968

2 Options for provision

2.1 This chapter describes:

- how a single-bed room with en-suite sanitary facilities can be used to provide effective isolation for patients with non-airborne diseases (see paragraph 2.2);
- how a ventilated single-bed room with en-suite sanitary facilities can provide an isolation room for patients who have an infection that can be spread by the airborne route (see paragraph 2.9).

Single-bed room

2.2 A single-bed room with en-suite sanitary facilities is a simple, cost-effective way to provide isolation, and will meet the needs of most patients on general wards. An example layout for a new-build single-bed room with en-suite facilities is shown in sheet 1 (Appendix 1).

2.3 Detailed design guidance and space standards are given in Health Building Note 04-01 – 'Adult in-patient accommodation' and 'Single-bed room' in Health Building Note 00-03 – 'Clinical and clinical support spaces'. Key considerations are the inclusion of:

- en-suite sanitary facilities;
- optional lobby – if a lobby is not provided, space is needed for personal protective equipment and its disposal;
- clinical wash-hand basin in the room and in the lobby, if provided;
- good patient observation facilities;
- design features that enhance patient comfort (for example, ability to see out of the room).

2.4 Openable exterior windows and suspended tiled ceilings are optional.

2.5 See also Health Facilities Note 30 – 'Infection control in the built environment'.

2.6 Some patients with infections need to stay in isolation in hospital for long periods. The number of visitors they receive and the length of time they can spend with them may be restricted. This means that patients who are already vulnerable, but not necessarily physically severely incapacitated, will be confined to the room for sometimes several weeks and can experience long periods of boredom.

2.7 Accommodation for these patients should be stimulating and as comfortable as possible. Designers should try to achieve a balance between the need for a clean environment and the comfort of patients. A number of publications describe in detail evidence that supports the concept that a therapeutic environment has a positive effect on a patient's general feeling of well-being; reduces the length of stay for many patients; reduces depression, confusion and aggressive episodes; and significantly increases a patient's level of satisfaction with the overall quality of their care (see Health Building Note 04-01 – 'Adult in-patient accommodation').

2.8 If patients are to stay in an isolation room, it is important that they are able to see staff from their beds. This reduces the psychological problems of isolation. Staff should also be able to see the patient in case of emergency. Observation windows should have integral privacy blinds or glass that can be obscured electronically, which can be controlled by both staff and patients. The sense of containment can also be reduced by providing outside views using windows with low sills.

Copyright Department of Health
Provided by IHS Markit
No reproduction or networking permitted without license from IHS Markit
Licensee=IBI Group/7126139001, User=White, Emma
Not for Resale, 04/22/2022 02:44:22 MDT

A52756968

Options for preventing the spread of pathogens that are transmitted by the airborne route

Note

The isolation room should be physically constructed so that undesirable air flow in or out is restricted. This is described as the "permeability" of the room, which in simple terms is a measure of how leaky it is. If air can leak between an isolation room and an adjacent area in either direction, then this presents a route for the transmission of an airborne infection (see also Appendix 2).

2.9 A ventilated single-bed room with en-suite facilities can provide an isolation room for patients who have an infection that can be spread by the airborne route. This includes chickenpox, measles and some cases of pulmonary tuberculosis. It is for local clinical risk assessment to decide which patients will need to be nursed in these facilities.

2.10 The two options are:

- a room with negative pressure ventilation (see paragraph 2.11) or;
- neutral pressure room with a positive pressure ventilated lobby (PPVL – see paragraph 2.21).

Negative pressure room

2.11 This room is at negative pressure to the corridor and other adjacent areas (except for its en-suite).

2.12 The robust direction of air flow is more important than the numerical value of the pressure differential (see paragraph 2.15, 'Basic design parameters').

2.13 The inflow of air into the room (negative pressure) prevents the escape of contaminated air to surrounding areas; the ventilation in the room dilutes airborne pathogens.

Room criteria

- A sealed solid integrated ceiling should be installed.
- Windows to the exterior should be unopenable and well-sealed.
- Service penetrations should be minimised to support the room being well-sealed.
- A transfer grille to en-suite facility should be provided.
- Doors are a critical part of the design. The door from the corridor to the patient's room should be well hung and open into the patient's room. It should be fitted with a door closer to ensure that the pressure regime is maintained. The door between the patient's room and en-suite should be well hung and swing both ways. It may be "undercut" or fitted with a transfer grille in its lower half in order to promote an inflow of air to the en-suite.

2.14 For space requirements, see Health Building Note 04-01 – 'Adult in-patient accommodation'.

Basic design parameters

2.15 The patient's room should have around 10 air changes per hour and should be compatible with patient comfort. Air flow should be fully mixed to ensure good dilution and removal of airborne pathogens from the room space. The pressure differential to surrounding areas should indicate a definite inward flow of air. Any value in excess of 5 pascals should be sufficient to achieve and maintain this condition. An extract should be provided in the patient's room.

Note

Careful positioning of the extract should be considered. If supply and extract are adjacent to each other, short-circuiting of air flow will occur and although the room may seem to have a suitable air change rate and pressure regime, it will be inefficiently ventilated and not well-mixed.

2.16 To be effective, the extract in the en-suite should be sized to handle approximately two-thirds of the total isolation room's extract requirements.

2.17 The en-suite facility should be sized according to the recommendations given in Health Building Note 04-01 – 'Adult in-patient accommodation'.

2.18 If the room has both mechanically supplied and extracted air, these should be interlocked so that, should the extract fail, the supply will cut out (otherwise the room would be under positive pressure). Appropriate standby provision should be identified (for example connection to the essential power supply or uninterruptible power supplies) to enable continuity of supply should a mains power failure occur (see Health Technical Memorandum 06-01 – 'Electrical services supply and distribution').

Copyright Department of Health
Provided by IHS Markit
No reproduction or networking permitted without license from IHS Markit
Licensee=IBI Group/7126139001, User=White, Emma
Not for Resale, 04/22/2022 02:44:22 MDT

A52756968

Monitoring and record keeping

2.19 The pressure differential between the patient room and corridor should be monitored continuously (for example, by using a differential pressure sensor). Failure to maintain a negative pressure should activate an alarm at a designated nurse station as well as in the estates department via a building management system. There should be a delay on the alarm to allow doors to be opened, resulting in a temporary zero pressure differential, to allow the transfer of a bed into and out of the room. Note that when the bed is moved into or out of the room, the patient is NOT in isolation.

2.20 A magnehelic pressure gauge should show the pressure differential between the patient room and the corridor. It should be mounted at eye level on the corridor wall adjacent to the entry door. The gauge should be clearly marked to identify the isolation room to which it refers.

Positive pressure ventilated lobby (PPVL) room

2.21 This is a single-bed room with a PPVL and en-suite sanitary facilities with extract ventilation (see sheet 2 of Appendix 1 for an example layout).

Room criteria

- One or more pressure stabilisers should be installed above the door between the lobby and the patient's room.
- A suitable extract system to the en-suite facility should be provided.
- A transfer grille in the lower section of the en-suite door should be installed.
- To support the room being well-sealed, the detail of the construction joints between elements of the building and service penetrations will be critical to achieving the air-leakage standard demanded. The joints should be carefully sealed as construction progresses and service penetrations minimised, as they will be inaccessible once the inner finish is applied (see Appendix 2 on air leakage).
- The door between the corridor and the lobby should open into the lobby and be fitted with a door closer. The door between the lobby and patient's room should open back into the lobby and be fitted with a door closer. This is to ensure that the closure of both doors is aided by the lobby pressure, thus maintaining the air flow direction and pressure regime of the suite.
- If bed entry to the suite is through the lobby, one-and-a-half-leaf door sets will need to be fitted. Space constraints may make it necessary to hang the half-leaf from parliament hinges so that it can be opened back against the corridor or the wall of the patient's room (see Appendix 1, sheets 2, 5 and 6). Once the bed has passed through the lobby, the half-leaf should be latched shut. Entry for personnel will be via the single door leaf. An oversized door should not be used in place of the one-and-a-half-leaf door set.

2.22 For space requirements, see Health Building Note 04-01 – 'Adult in-patient accommodation'.

Basic design parameters

2.23 The patient's room is to have 10 air changes per hour mechanical air change rate. The entry lobby should have a positive pressure of between 8 and 12 pascals with respect to the corridor. The en-suite facility is to have at least 10 air changes per hour and be at a negative pressure with respect to the patient's room. Table 1 gives nominal design values calculated for rooms of the size stated.

2.24 Modifying or failing to provide one element of the system will jeopardise the performance of the system as a whole.

2.25 An extract terminal should be fitted at high level in the en-suite facility.

2.26 A transfer grille should be fitted at low level in the door between the patient's room and the en-suite facility.

2.27 A pressure stabiliser of the balanced blade type, set to operate at 10 pascals, should be fitted above the door between the lobby and the patient's room. The stabiliser should be visible so that its correct operation can be seen. It should be of a style that will operate silently, and be correctly sized and positioned so that it does not cause a draught that would be uncomfortable for patients.

Note

It is critical to the correct function of this design concept that the stabiliser be fitted as described and the transfer grille in the en-suite door also be fitted as described. This will set up a cyclonic circulation in the patient's room and provide the desired dilution protection levels.

Copyright Department of Health
Provided by IHS Markit
No reproduction or networking permitted without license from IHS Markit
Licensee=IBI Group/7126139001, User=White, Emma
Not for Resale, 04/22/2022 02:44:22 MDT
A52756968

Table 1 PPVL isolation suite – ventilation parameters

Room	Parameter	Nominal design values
Lobby	Room volume Bed access lobby (5 m^2 × 2.7 m) Personnel access lobby (4 m^2 × 2.7 m)	13.5 m^3 10.8 m^3
	Pressure differential to corridor	Nominally 10 pascals
	Supply air flow (see Note 3)	Bed access lobby – 238 L/s Personnel access lobby – 208 L/s
	Air change rate	Bed access lobby – 63 per hour Personnel access lobby – 69 per hour
Isolation room	Room volume (19 m^2 × 3 m)	57 m^3
	Pressure differential to corridor	Nominally zero
	Room air flow	158 L/s
	Air change rate	10 per hour
En-suite	Room volume (6 m^2 × 2.7 m)	16.2 m^3
	Pressure differential to isolation room	Negative
	Extract air flow	158 L/s (if extract is fitted in the isolation room this reduces to approximately 100 L/s in the en-suite with approximately 58 L/s extract in the isolation room)
	Air change rate	At least 10 per hour

Notes

1. In this example, the design parameters are based on Health Building Note 04-01 – 'Adult in-patient accommodation'. The en-suite is sized to comply with BS 8300 accessibility requirements.
2. The air flow rates quoted do not include any allowance for construction leakage. Airtightness specifications are given in Approved Document L of the Building Regulations (2010). See also the Air Tightness Testing & Measurement Association's (ATTMA) 'Technical Standard L2: Measuring air permeability of building envelopes (non-dwellings)' (see Appendix 2).
3. These are typical values based on standard room sizes. The actual volume of air required will be the sum of the air required to provide 10 air changes per hour in the patient's room + the air leakage through the door between the lobby and corridor at a differential pressure of 10 pascals. (See Appendix 4 in Health Technical Memorandum 03-01 Part A for leakage rate for single and double doors at 10 pascals.)

2.28 A direct reading gauge showing the pressure in the lobby with respect to the corridor should be mounted at eye level on the corridor wall adjacent to the lobby entry door. The gauge and lobby entry door should be clearly marked to identify the isolation room to which they refer.

2.29 Door undercuts are not recommended.

Supply ventilation for PPVL rooms

2.30 The supply air handling unit (AHU) and distribution ductwork should be clearly marked to identify the isolation suite that they serve. Service, maintenance, cleaning and filter change of the system will be subject to a permit to work.

2.31 A G3 pre-filter and a final filter to at least F7 standard should be fitted in the AHU.

2.32 In order to future-proof the system, the supply terminal in the lobby should be of a type that can accept a HEPA filter.

Monitoring and record keeping 14371

2.33 A record of pressure differentials, observed and recorded once per nursing shift, should be made. Ward staff should be made aware of what to do if the readings are out of specification.

Extract ventilation – negative pressure and PPVL rooms

2.34 The extract fan unit should preferably be located outside the building so that all ductwork within the building is under negative pressure. Access and cleaning hatches should only be fitted where absolutely necessary. If fitted they should be of the

Copyright Department of Health
Provided by IHS Markit
No reproduction or networking permitted without license from IHS Markit
Licensee=IBI Group/7126139001, User=White, Emma
Not for Resale, 04/22/2022 02:44:22 MDT

A52756968

sealed type and marked with a biohazard symbol. If the fan has to be located inside the building, it should be as close as practicable to the outside. The extract fan motor should be mounted out of the air stream and should be capable of being changed without withdrawing the impeller or opening up the ductwork. The extract fan should draw its power from the essential electrical system.

2.35 Extract filters will not be required provided that the fan can discharge in a safe location 3000 mm above the building height. If extract filters are fitted, they should be in a "safe change housing" outside the building on the suction side of the fan. Extract filters, where fitted, should be of HEPA grade. Even if filtered, extract air should not be recirculated.

2.36 Extract ductwork, the fan and discharge stack should be clearly marked to identify the isolation suite that they serve. Service, maintenance, cleaning and filter change of the system will be subject to a permit to work.

2.37 Ideally each isolation suite should have its own dedicated supply and extract system. If two or more suites share a ventilation system, there will be an inevitable increase in the complexity of the system and a corresponding reduction in reliability and serviceability. Routine maintenance or breakdown of the ventilation system will result in failure of all suites that it serves; therefore, ideally each such isolation suite should have its own dedicated AHU.

2.38 In a high-rise building, a common supply and extract system may be the only feasible solution. In this case, run and standby fans would be required for the extract, and a duplicate supply unit may be considered necessary. The common supply and extract systems will need to be controlled to ensure a constant volume in each isolation suite branch regardless of the number in use.

2.39 Ductwork should be kept as direct and simple as possible.

Figure 1 Extract ventilation – negative pressure and PPVL rooms

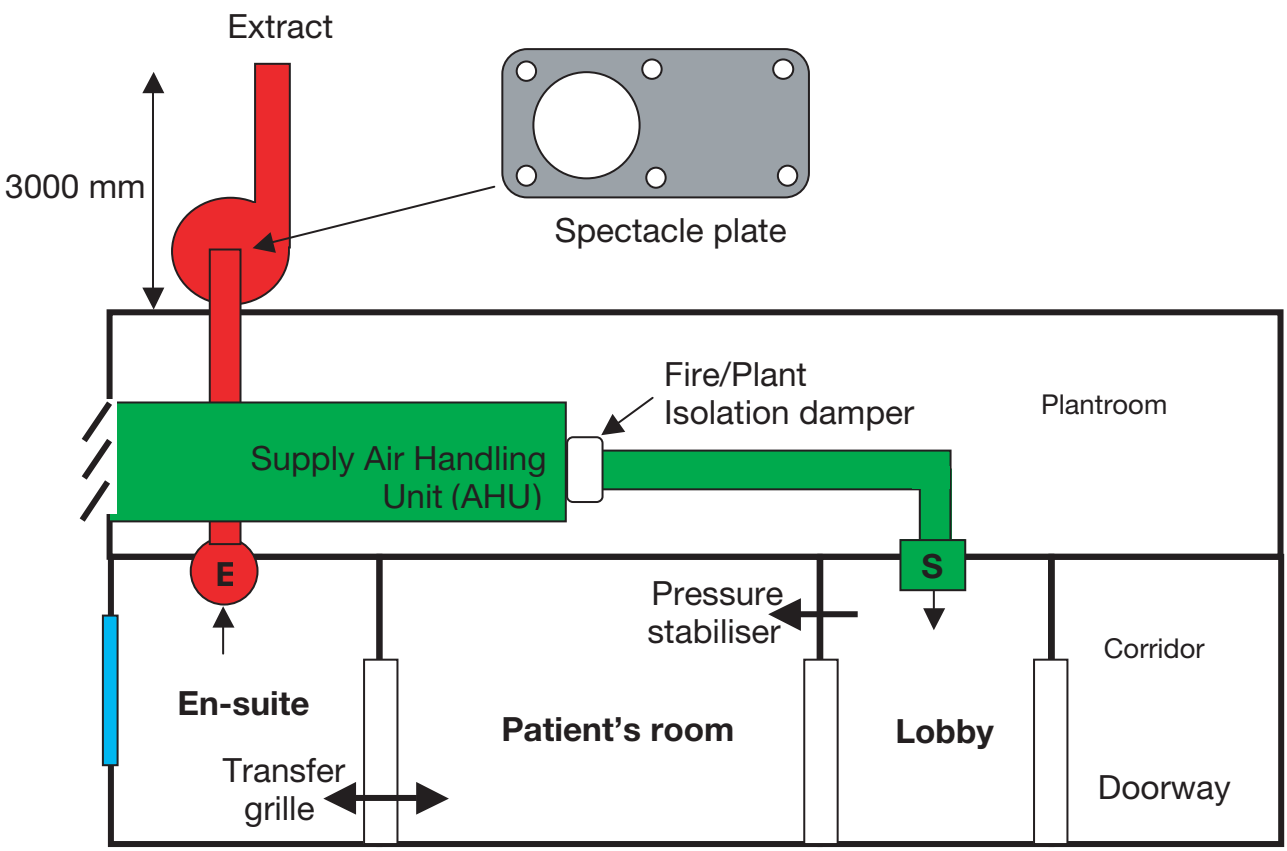

Copyright Department of Health
Provided by IHS Markit
No reproduction or networking permitted without license from IHS Markit
Licensee=IBI Group/7126139001, User=White, Emma
Not for Resale, 04/22/2022 02:44:22 MDT
A52756968

Documentation

2.40 A logbook retained by the estates department will be required for each isolation room/suite. It should contain the following information:

- a schematic layout of the isolation room/suite and ventilation system serving it;
- information on the ventilation design parameters;
- a record of the actual ventilation performance at initial validation;
- records of the annual validations;
- records of any routine service and maintenance activities;
- records of any repairs or modifications.

Copyright Department of Health
Provided by IHS Markit
No reproduction or networking permitted without license from IHS Markit
Licensee=IBI Group/7126139001, User=White, Emma
Not for Resale, 04/22/2022 02:44:22 MDT

A52756968

3 Converting existing facilities

Note

Air permeability tests should be carried out during and following all refurbishment work.

3.1 En-suite single-bed rooms and isolation suites can be provided by converting bays and adapting existing single-bed room accommodation. The layout of existing facilities may impose constraints on design, however, and planning teams will sometimes have to resolve the conflict between what is desirable and what is achievable.

3.2 When converting existing accommodation into isolation facilities, the easiest and least expensive option is to adapt existing en-suite single-bed rooms. However, where existing single-bed rooms do not have en-suite facilities, the accommodation will need to be reconfigured (see below).

Converting an en-suite single-bed room

3.3 A typical layout for converting an existing en-suite single-bed room is shown in example layout sheet 3 of Appendix 1.

Converting a single-bed room without en-suite facilities

3.4 In an existing building, it may be possible to modify three adjacent single-bed rooms into two single-bed rooms each with en-suite facilities – see sheet 4 of Appendix 1.

3.5 The requirements for disabled access, as set out in Approved Document M of the Building Regulations 2010 and the Equality Act 2010, should be met.

Creating an en-suite single-bed room with ventilated lobby

3.6 When converting a single-bed room into an en-suite single-bed room with ventilated lobby, any suspended ceiling should be replaced with a sealed solid ceiling. If a single-bed room has a suspended ceiling to permit access to overhead services, a sealed ceiling with sealable access hatches could be installed or the services moved.

3.7 Access is through a single door via the lobby. The existing door-and-a-half for bed access only should be kept locked and have seals to minimise air transfer.

3.8 An option for reconfiguring two existing single-bed rooms to provide one en-suite single-bed room with ventilated lobby, with bed access through the lobby, is shown in sheet 5 of Appendix 1.

3.9 Where space restrictions mean that bed access through the lobby is not possible, an alternative layout gives bed access directly to the patient's room from the corridor – see sheet 6 of Appendix 1.

Converting a multi-bed bay

3.10 An existing four-bed bay may be converted to provide two en-suite single-bed rooms (see sheet 7 of Appendix 1).

3.11 In this configuration it is not possible to provide a normal observation window. As observation is critical, however, one option would be to provide fully-glazed lobby and bedroom doors, with integral privacy blinds, to enable observation from the corridor and to provide a view out for the patient.

Copyright Department of Health
Provided by IHS Markit
No reproduction or networking permitted without license from IHS Markit
Licensee=IBI Group/7126139001, User=White, Emma
Not for Resale, 04/22/2022 02:44:22 MDT
A52756968

4 Fire safety

4.1 Where isolation rooms/suites are provided for the purposes of preventing the risk of spreading healthcare-associated infections to other parts of a ward, the normal fire safety precautions for single-bed room accommodation apply.

4.2 In the case of an isolation room with a PPVL, the ventilation system should comply with Health Technical Memorandum 03-01 – 'Specialised ventilation for healthcare premises'. Where the ventilation system passes through a compartment wall, sub-compartment wall or cavity barrier, it should be fitted with fire and or smoke dampers in accordance with Figure 10 of Health Technical Memorandum 05-02 – 'Guidance in support of functional provisions for healthcare premises'. If the ductwork is fire-rated, the system only requires a fire damper at its junction with the AHU as shown in the diagram in Figure 1, 'Extract ventilation – negative pressure and PPVL rooms'.

4.3 It is recommended that any discussions on fire safety should be discussed with the healthcare organisation's fire safety adviser, the building control authority and the local fire-and-rescue service.

Copyright Department of Health
Provided by IHS Markit
No reproduction or networking permitted without license from IHS Markit

Licensee=IBI Group/7126139001, User=White, Emma
Not for Resale, 04/22/2022 02:44:22 MDT

A52756968

Appendix 1 – Example room layouts

A1.1 The room layouts in this appendix are examples and are intended as a guide. Other room configurations are possible. Refer to 'Health Building Note 04-01 – Adult in-patient accommodation' and 'Single-bed room' in Health Building Note 00-03 – 'Clinical and clinical support spaces', which give definitive design guidance and space standards for multi-bed rooms and single-bed rooms with en-suite facilities.

A1.2 For guidance on the sanitary assemblies used in these layouts, see Health Building Note 00-10 Part C – 'Sanitary assemblies'.

Sheet 1: New build single room with en-suite facilities

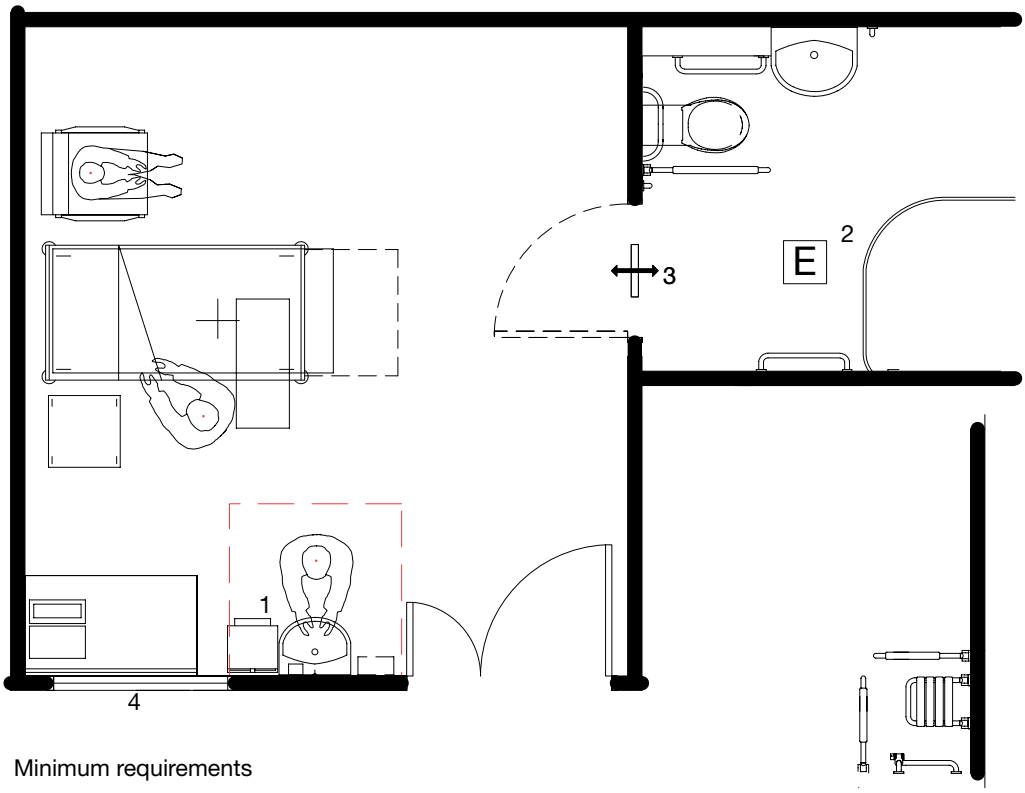

Minimum requirements

1. Clinical wash-hand basin
2. Provide suitable extract fan
3. Transfer grille to en-suite door
4. Observation window in corridor wall with integral privacy blinds to allow for staff observation and patient views out

Copyright Department of Health
Provided by IHS Markit
No reproduction or networking permitted without license from IHS Markit

Licensee=IBI Group/7126139001, User=White, Emma
Not for Resale, 04/22/2022 02:44:22 MDT

A52756968

Sheet 2: New build single room with en-suite facilities and lobby

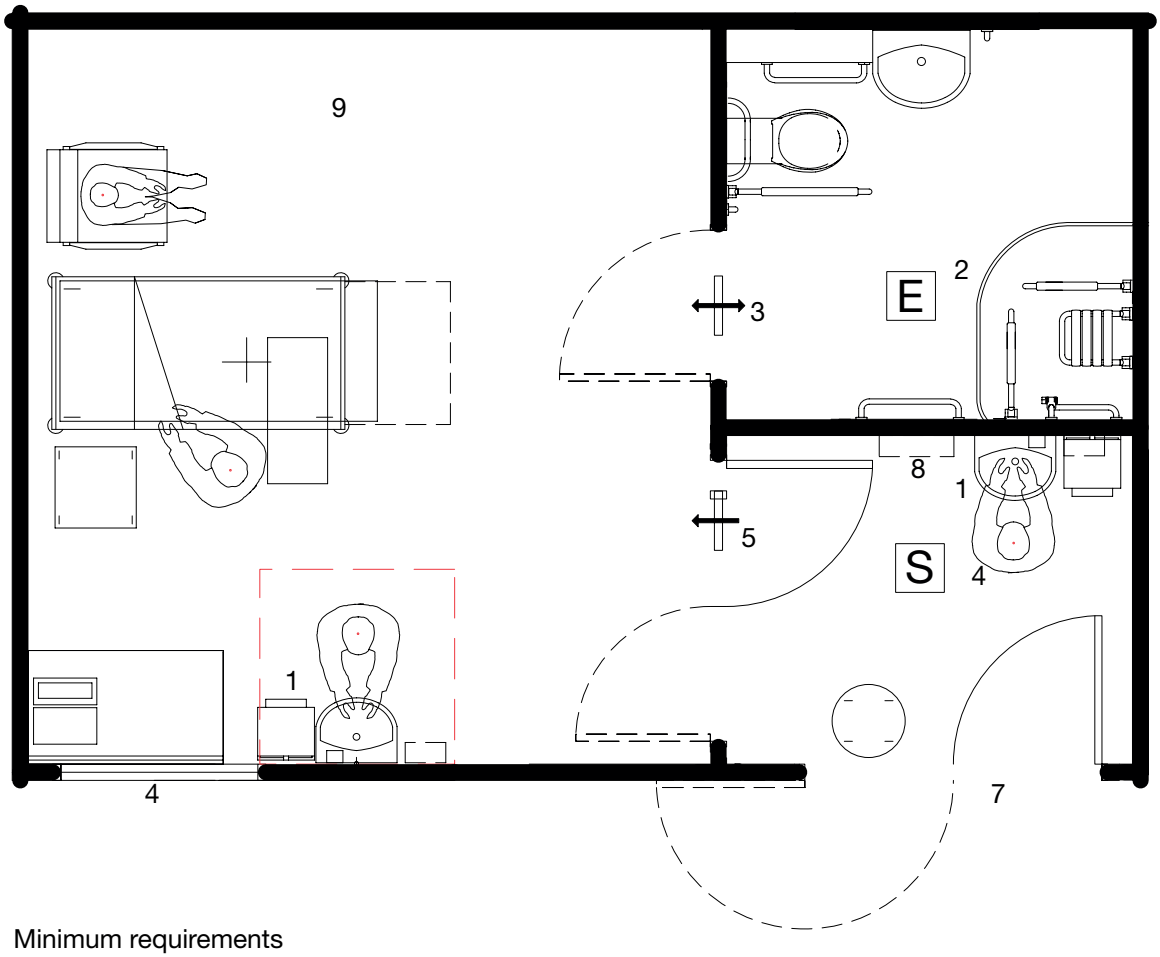

Minimum requirements

1. Clinical wash-hand basin
2. Provide suitable extract fan
3. Install transfer grille to en-suite door
4. Supply air
5. Pressure stabiliser
6. Observation window in corridor wall with integral privacy blinds to allow for staff observation and patient views out
7. Double door for personnel and bed access
8. Disposable apron dispenser
9. Ceiling to be sealed solid construction, external window to be sealed

Copyright Department of Health
Provided by IHS Markit
No reproduction or networking permitted without license from IHS Markit
Licensee=IBI Group/7126139001, User=White, Emma
Not for Resale, 04/22/2022 02:44:22 MDT

A52756968

Sheet 3: Existing single-bed room with en-suite facilities

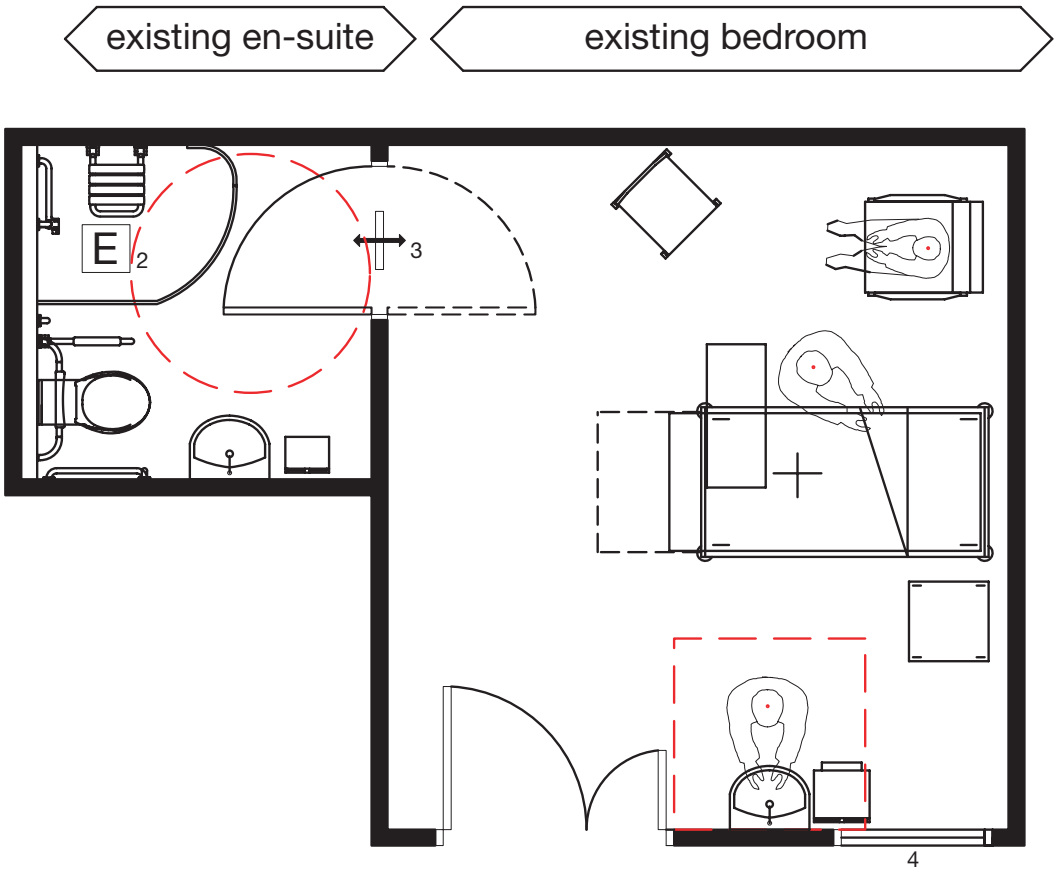

Minimum requirements to upgrade existing facilities

1. Add clinical wash-hand basin

2. Upgrade existing extract fan

3. Install transfer grille to en-suite door

4. Observation window in corridor wall with integral privacy blinds to allow for staff observation and patient views out

Copyright Department of Health
Provided by IHS Markit
No reproduction or networking permitted without license from IHS Markit
Licensee=IBI Group/7126139001, User=White, Emma
Not for Resale, 04/22/2022 02:44:22 MDT
A52756968

Sheet 4: Single-bed rooms without en-suite facility.
Upgrading three existing single-bed rooms to provide
two single-bed rooms with en-suite facilities

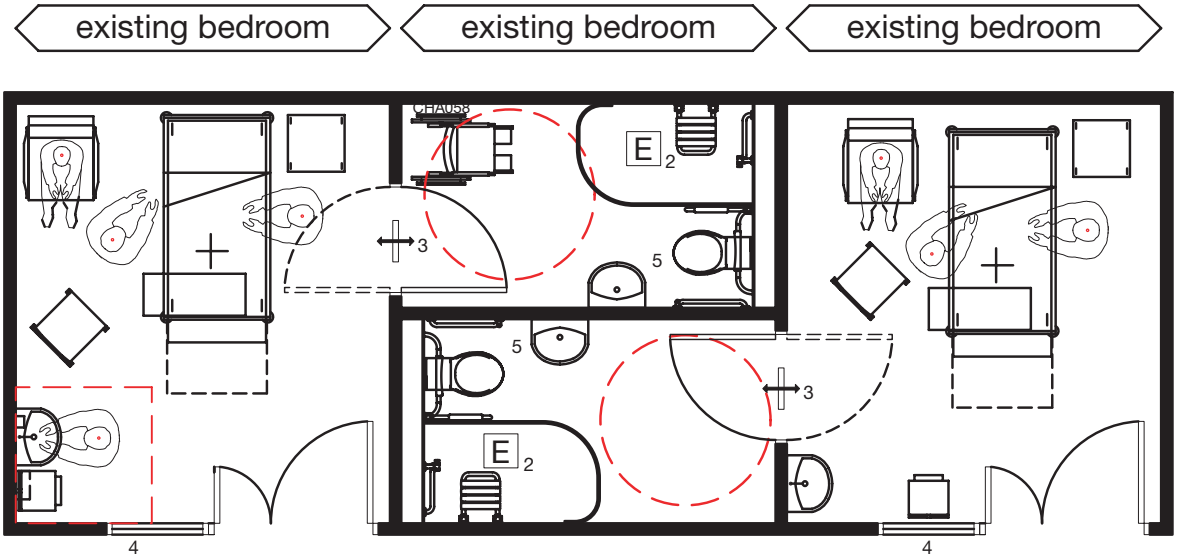

Minimum requirements to upgrade existing facilities

1. Add clinical wash-hand basin

2. Provide suitable extract fan

3. Install transfer grille to en-suite door

4. Observation window in corridor wall with integral privacy blinds to allow for staff observation and patient views out

5. En-suite facility

Copyright Department of Health
Provided by IHS Markit
No reproduction or networking permitted without license from IHS Markit
Licensee=IBI Group/7126139001, User=White, Emma
Not for Resale, 04/22/2022 02:44:22 MDT

A52756968

Sheet 5: Single-bed rooms without en-suite facility.
Upgrading two existing single-bed rooms to provide one single-bed room with en-suite facilities and alternative lobby

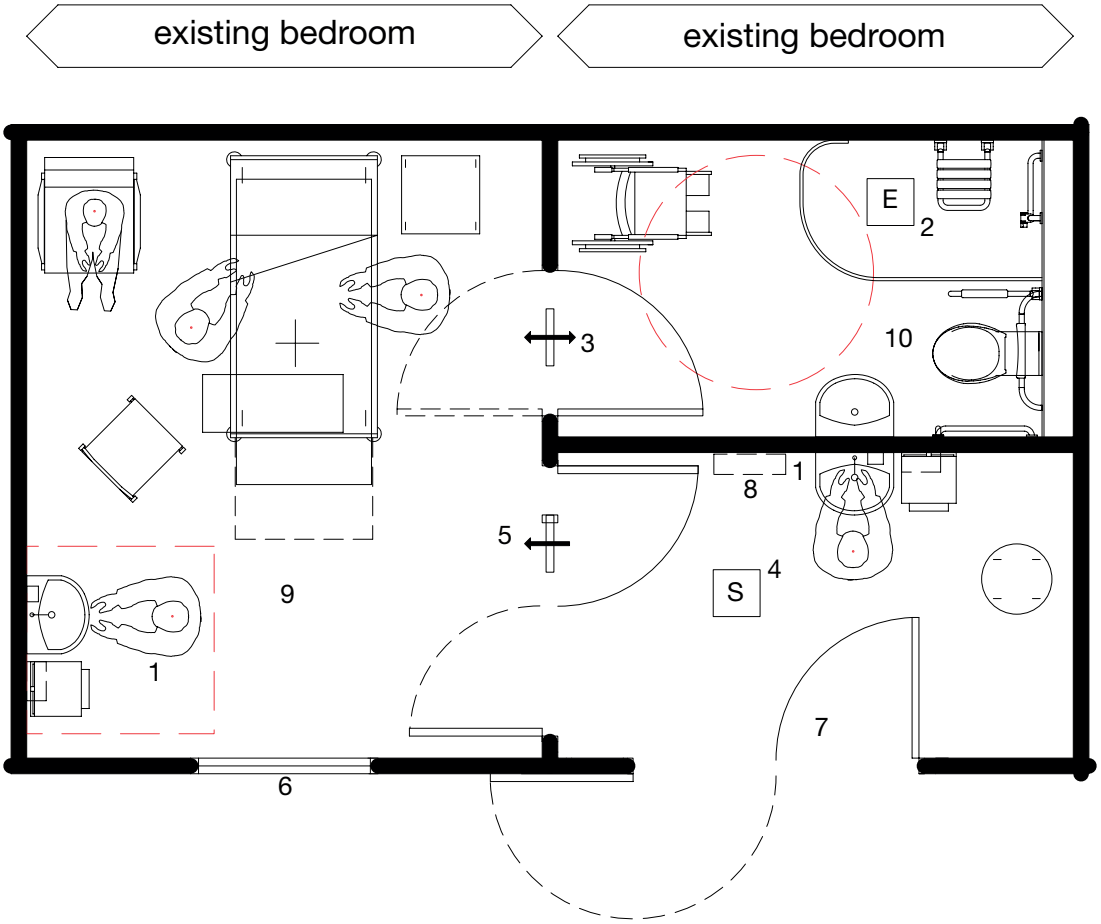

Minimum requirements to upgrade existing facilities

1. Add clinical wash-hand basin
2. Provide suitable extract fan
3. Install transfer grille to en-suite door
4. Supply air
5. Pressure stabiliser
6. Observation window in corridor wall with integral privacy blinds to allow staff observation and patients views out
7. Double door for personnel and bed access
8. Disposable apron dispenser
9. Upgrade ceiling to sealed solid construction, external windows to be sealed
10. En-suite facility

Copyright Department of Health
Provided by IHS Markit
No reproduction or networking permitted without license from IHS Markit
Licensee=IBI Group/7126139001, User=White, Emma
Not for Resale, 04/22/2022 02:44:22 MDT

Sheet 6: Single-bed rooms without en-suite facility.
Upgrading two existing single-bed rooms to provide
one single-bed room with en-suite facilities and lobby

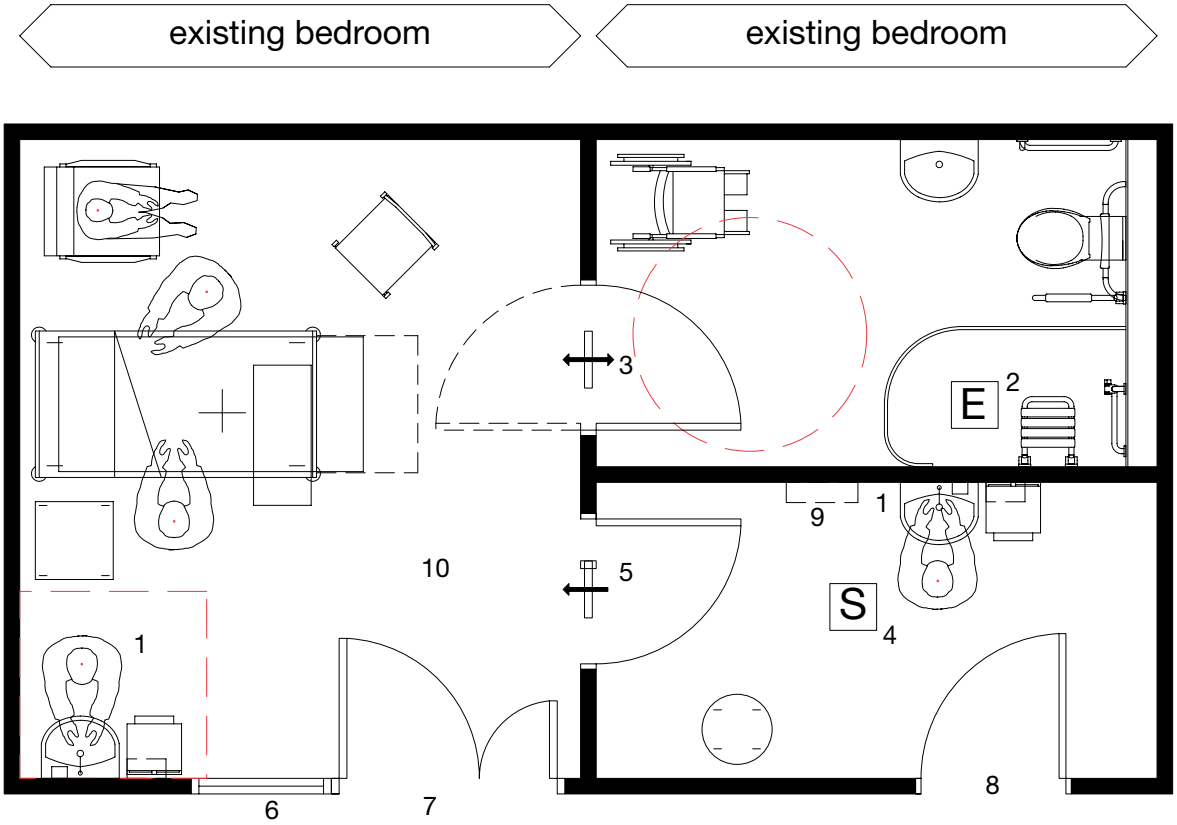

Minimum requirements to upgrade existing facilities

1. Add clinical wash-hand basin
2. Provide suitable extract fan
3. Install transfer grille to en-suite door
4. Supply air
5. Pressure stabiliser
6. Observation window in corridor wall with integral privacy blinds to allow for staff observation and patient views out
7. Existing door and a half for bed access only must be kept locked and have seals to minimise air transfer
8. Single door access via lobby
9. Disposable apron dispenser
10. Upgrade ceiling to sealed solid construction, external windows to be sealed

Copyright Department of Health
Provided by IHS Markit
No reproduction or networking permitted without license from IHS Markit
Licensee=IBI Group/7126139001, User=White, Emma
Not for Resale, 04/22/2022 02:44:22 MDT

A52756968

Sheet 7: Upgrading existing four-bed ward to provide two single-bed rooms with en-suite facilities

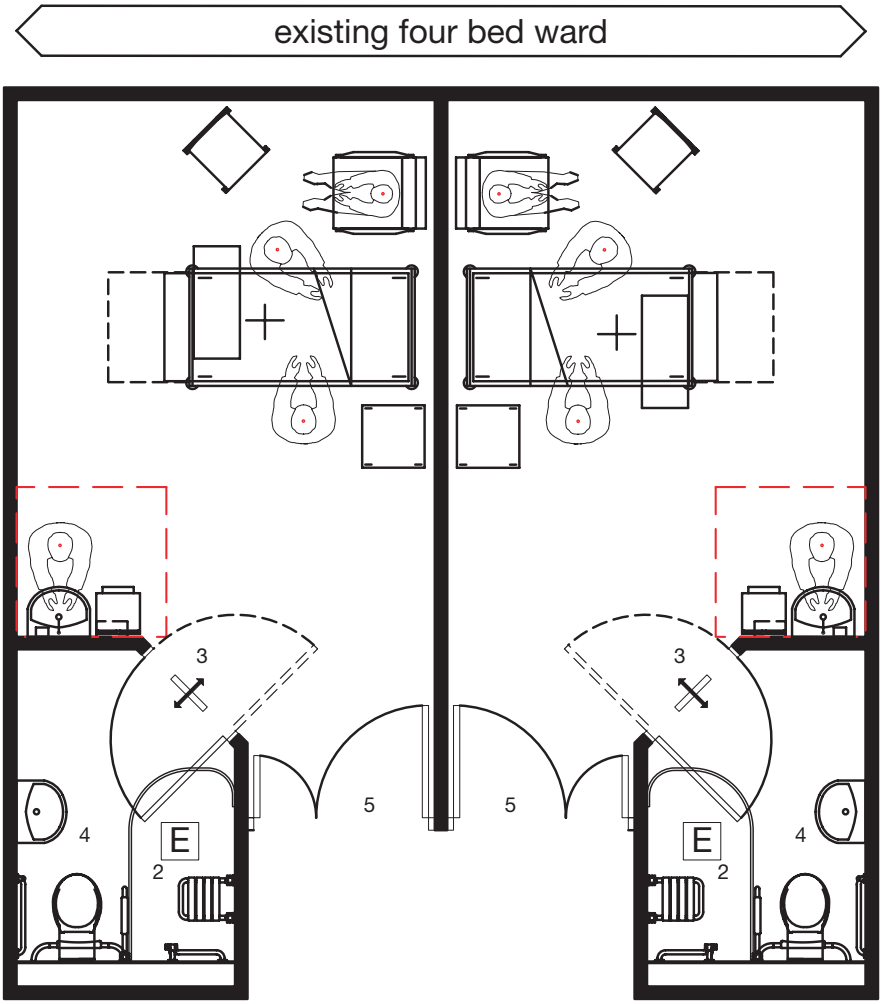

Minimum requirements

1. Clinical wash-hand basin
2. Provide suitable extract fan
3. Transfer grille to en-suite door
4. En-suite facility
5. Doors to be fully glazed, with integral privacy blinds, to allow staff observation and patients views out

Copyright Department of Health
Provided by IHS Markit
No reproduction or networking permitted without license from IHS Markit
Licensee=IBI Group/7126139001, User=White, Emma
Not for Resale, 04/22/2022 02:44:22 MDT

A52756968

Appendix 2 – Acceptance testing of isolation rooms/suites

Definitions

Isolation suite

A2.1 Includes the entry lobby, patient's room, en-suite facility and any storage or other area directly accessible from the patient's room or en-suite facility.

Isolation room envelope

A2.2 The isolation room bounded by a solid floor, solid ceiling and full-height walls that separate it from any other adjoining space or the outside.

Validation – isolation room air permeability

A2.3 Assessment of room envelope air leakage involves establishing a pressure differential across the envelope and measuring the air flow required to achieve that differential.

A2.4 Air permeability specifications are given in Approved Document L2A of the Building Regulations (2010). The standard for measuring air permeability is ATTMA's 'Technical Standard L2: Measuring air permeability of building envelopes (non-dwellings)' (see paragraph A2.XX 'Air permeability tests').

(Rationale: To ensure effective isolation, it is important that air leakage to or from adjacent areas is kept to a minimum. Construction gaps should be minimised and service penetrations sealed before the room is tested. There should be NO temporary seals other than those permitted (i.e. supply and extract ducts). The test pressures are significantly more than would be achieved under a ventilation fault condition within the isolation room. When in operation, the patient's room and en-suite are designed to be at a neutral or slightly negative pressure so the actual leakage between adjoining spaces should be insignificant.)

Validation and annual revalidation

Filtration test standards

A2.5 General and fine filter grades to BS EN 779 should be visually inspected to ensure that they are free from tears or other damage at the time of installation. They should be a good fit in their housing, with no obvious gaps that could allow air bypass.

A2.6 High efficiency particulate air (HEPA) filters, where fitted, should be certified by their manufacturer for conformity to BS EN 1822. When installed, their performance should be checked with a particle counter using the method set out in BS EN 1822.

Air permeability tests

A2.7 Air permeability tests should be carried out by an independent testing company that is a member of ATTMA. Air sealers should not test their own work. The report should be as described in ATTMA Technical Standard L2. See also CIBSE's 'Testing buildings for air leakage' (TM23, 2000).

A2.8 These tests should be carried out before initial commissioning and as necessary thereafter following works of refurbishment or when there is any doubt as to the actual performance standard of the room.

A2.9 As a minimum requirement, the air permeability should be no worse than that required by Approved Document L2A of the Building Regulations for the entire building. (This is a variable value with a minimum required air permeability of less than 10 $m^3.h^{-1}.m^{-2}$ at a reference pressure of 50 pascals.)

A2.10 Further clarification, specifications and test procedures can be obtained from BSRIA Test Standard BTS3 'Air permeability testing of isolation facilities' (forthcoming).

A2.11 Other tests may be necessary to check particular aspects of the specific installation. Where this is

Copyright Department of Health
Provided by IHS Markit
No reproduction or networking permitted without license from IHS Markit

Licensee=IBI Group/7126139001, User=White, Emma
Not for Resale, 04/22/2022 02:44:22 MDT

A52756968

necessary, reference should be made to Approved Document L2A of the Building Regulations.

System operating standard

A2.12 The room will be considered fit for purpose if, with the ventilation system operating and all doors closed, the following parameters are achieved:

- the patient's room has an air change rate of at least 10 per hour;
- the en-suite facility is at a negative pressure with respect to the patient's room;
- a failure of either the supply or extract fan will be indicated at a designated nurse station and the estates department.
- there is a positive pressure of between 8 and 12 pascals between the entry lobby and the corridor;

A2.13 For a PPVL:

- there is a positive pressure of between 8 and 12 pascals between the entry lobby and the corridor.

A2.14 For a negative pressure room:

- there is a negative pressure cascade from the corridor to the room.

A2.15 The room should be tested following initial commissioning and thereafter re-tested at least annually for conformity with this operating standard.

A2.16 These tests should include any pressure stabilisers and air pressure sensors. BSRIA Test Standard BTS2 'Test method for pressure stabilisers' (forthcoming) specifies a test procedure.

Record-keeping

A2.17 In addition to the commissioning and annual validation records, accurate and detailed monitoring records should also be kept.

Copyright Department of Health
Provided by IHS Markit
No reproduction or networking permitted without license from IHS Markit
Licensee=IBI Group/7126139001, User=White, Emma
Not for Resale, 04/22/2022 02:44:22 MDT

A52756968

References

Health Facilities Note 30 – 'Infection control in the built environment' (DH, 2002).

Health Building Note 04-01 – 'Adult in-patient accommodation'.

Health Building Note 00-03 – 'Clinical and clinical support spaces'.

Health Building Note 04-01 Supplement 1 (DH, 2005).

The Code of Practice on the prevention and control of infections and related guidance (2010).

The Code of Practice on the prevention and control of infections and related guidance PPVL validation research reports (forthcoming).

Health Technical Memorandum 06-01 – 'Electrical services supply and distribution'.

BS 8300:2009+A1:2010.

Building Regulations 2010: Approved Document. L2A: Conservation of fuel and power in new buildings other than dwellings.

Building Regulations 2010: Approved Document L2B: Conservation of fuel and power in existing buildings other than dwellings.

ATTMA 'Technical Standard L2 Measuring air permeability of building envelopes (non-dwellings)'.

Health Technical Memorandum 03-01 – 'Specialised ventilation for healthcare premises', Parts A and B.

Approved Document M of the Building Regulations 2010.

The Equality Act 2010.

Health Technical Memorandum 05-02 – 'Guidance in support of functional provisions for healthcare premises'.

Health Building Note 00-10 Part C – 'Sanitary assemblies'.

Approved Document L2A of the Building Regulations (2010).

BS EN 779:2012.

BS EN 1822 -1:2009.

CIBSE's 'Testing buildings for air leakage' (TM23, 2000).

BSRIA Test Standard BTS3 'Air permeability testing of isolation facilities' (forthcoming).

BSRIA Test Standard BTS2 'Test method for pressure stabilisers' (forthcoming).

Copyright Department of Health
Provided by IHS Markit
No reproduction or networking permitted without license from IHS Markit

Licensee=IBI Group/7126139001, User=White, Emma
Not for Resale, 04/22/2022 02:44:22 MDT

A52756968

MAIL TYPE	MAIL NUMBER	REFERENCE NUMBER
Contractor's Advice	BMCE-CONTADV-000899	C & B-GC-000443

Fwd: Clinical WHB's and Taps

From	Mr Ken Hall - Brookfield Multiplex Construction Europe
To (2)	Ms Liane Edwards - NIGHTINGALE ASSOCIATES Ms Sonja Von Maltzahn - NIGHTINGALE ASSOCIATES
Cc (3)	Mr Gavin Burnett - Brookfield Multiplex Construction Europe Julie Miller - Brookfield Multiplex Construction Europe Mr Brendan Rooney - Mercury Engineering
Sent	Friday, 3 August 2012 4:25:26 PM BST (GMT +01:00)
Status	N/A

ATTRIBUTES

Attribute 1	Stage 3 - Adults New Hospital, Stage 3 - Childrens New Hospital
Attribute 2	033. M&E Building Services

MESSAGE

Liane / Sonja

Confirmation of agreed heights now as noted. This is in line with the drawing i issued yesterday for bedroom / clinical sink.

Regards

Ken.

From: D Hall
Sent: 03/08/2012 4:14:17 PM BST (GMT +01:00)
To: Ken Hall, Darren Smith

Cc: Darren Pike, Fiona McCluskey, Peter Moir, Alan Seabourne, Jackie Stewart, Frances Wrath

Mail Number: C & B-GC-000443

Subject: Clinical WHB's and Taps

Ken,

Following the review of alternatives for taps we can confirm agreement to proceed with the installation of the Horne Optitherm tap in accordance with the mock-up located within the NHS offices on the second floor for clinical whb installations. The Optitherm tap will also be used for clinical sink and scrub trough installations, heights to be agreed.

As agreed, where the whb/sink is set at a height of 800mm above FFL and the tap outlet is set 225mm above this.

Regards

David Hall
Director
Currie & Brown UK Limited

Horne Engineering Ltd
PO Box 7, Rankine Street
Johnstone, Renfrewshire
Scotland. PA5 8BD
Tel: +44 (0)1505 321 455
Fax: +44 (0)1505 336 287
Email [redacted]
Web www.horne.co.uk

Horne OPTITHERM Thermostatic Bib Tap

Type TBT-03

INSTALLATION, COMMISSIONING, OPERATING AND MAINTENANCE INSTRUCTIONS

APPROVAL

The Horne OPTITHERM Thermostatic Bib Tap has been designed as a Type 3 TMV, and designed to comply with the requirements of *NHS Model Engineering Specifications D08: Thermostatic mixing valves (Healthcare premises),* to the following designations.

APPLICATION	DESIGNATION	HOT & COLD WATER PRESSURES	WATER TEMPERATURES
WASHBASIN	HP-WE	1 to 5 BAR (Hot and cold pressures do not need to be equal)	HOT: 55°C - 65°C COLD: 5°C - 20°C
		Static Pressure Max. 10 Bar	Differential between mixed and supply temperatures: Min. 11°C

Table 1

If the Horne OPTITHERM Thermostatic Bib Tap is operated out with these conditions it cannot be guaranteed to operate as a Type 3 TMV.

The Horne OPTITHERM Thermostatic Bib Tap is supplied with integral single check valves (spring-loaded, resilient trim in-line check valve cartridge with plastic guide and stem) located in each of the hot and cold water supply inlets, in accordance with Regulation 4 of the Water Supply (Water Fittings) Regulations 1999.

The Horne OPTITHERM Thermostatic Bib Tap is a tap containing a thermostatic mixing valve (TMV). All comments made herein regarding TMVs apply equally to thermostatic taps.

Note that although a wide range of inlet pressures are tolerated by the Optitherm Tap, certain extreme pressure imbalances may cause a pulsing of the output. This is an unavoidable fact of physics and not a design feature of the tap. Temperature control will not be compromised, but pulsing may be considered undesirable, so if in doubt pressure reducing valves should be fitted.

THIS PAGE IS INTENTIONALLY LEFT BLANK

Table of Contents

[1] ACCESSORIES: 5

[2] INSTALLATION 6

2.1 NOTE ON O-RING FITTING 6
2.2 FITTING 6
2.3 FLUSHING OF PIPEWORK (METHOD 1) 7
2.4 FLUSHING OF PIPEWORK (METHOD 2) 8

[3] COMMISSIONING 8

3.1 FLUSHING 8
3.2 TEMPERATURE CHECK (COLD WATER) 8
3.3 TEMPERATURE CHECK (HOT WATER) 8
3.4 THERMAL DISINFECTION 9
3.5 TEMPERATURE CHECK (MIXED WATER) 9
3.6 MIXED WATER TEMPERATURE ADJUSTMENT 9
3.7 COLD WATER FAILURE TEST 9

[4] OPERATION 10

4.1 DUAL LEVER VERSION 10
4.2 SHORT LEVER VERSION 10
4.3 LEVER CLUTCH 10
4.4 POTABLE WATER SUPPLY 10

[5] MAINTENANCE 11

5.1 IN-SERVICE TESTING 11
5.2 FLUSHING AND THERMAL DISINFECTION 11
5.3 CLEANING AND REPLACEMENT OF STRAINERS 11
5.4 TESTING AND REPLACEMENT OF CHECK VALVES 11
5.5 REPLACEMENT OF THERMOSTATIC CARTRIDGE 12
5.6 REPLACEMENT OF CERAMIC DISC CARTRIDGES 12
5.7 REPLACEMENT OF OUTLET FITTING 13
5.8 REMOVAL OF TAP FROM SPIGOT FOR WORKSHOP MAINTENANCE 14

FOLDOUT PAGE – DIAGRAMS 16

[6] FAULT FINDING CHART 17

6.1 FAULT FINDING CHART – CONTINUED… 18

THIS PAGE IS INTENTIONALLY LEFT BLANK

[1] ACCESSORIES:

MULTI-TOOL:

A,B,C = Optitherm Multi Tool (Part No. 5459). Available as part of full toolkit (part no. 5491).

A	Endcap Gripper
B	Legacy Outlet Fitting Tool (24mm)
C	26mm Ring Spanner
D (Not Shown)	Universal Outlet Fitting Tool,. Part No. 44-6667

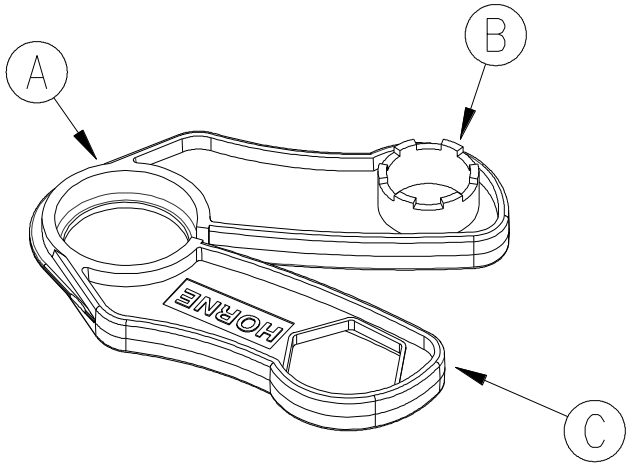

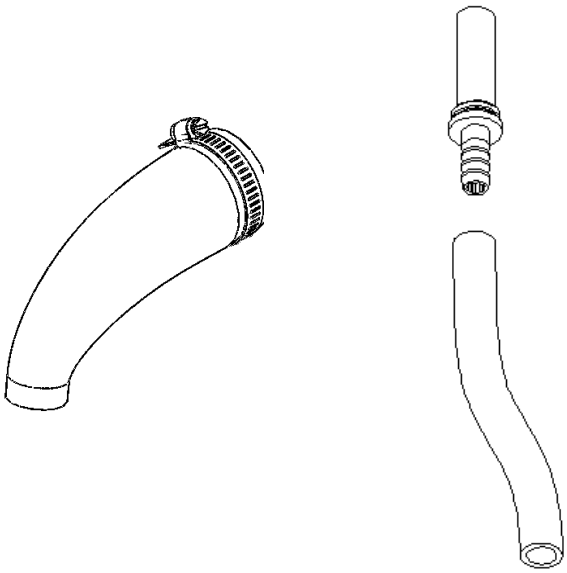

FLUSHING ADAPTORS.

Part nos. 5684 (left), & 5492 (right).

To order spare parts consult drawing 10321 – available at

www.horne.co.uk/products/water-products/spare-parts/tap-spares/

[2] INSTALLATION

The Horne OPTITHERM Thermostatic Bib Tap must be installed in accordance with the Water Supply (Water Fittings) Regulations 1999.

2.1 NOTE ON O-RING FITTING

Before fitting o-rings care should be taken that they, and the grooves/bores into which they fit are…

- ◊ Clean
- ◊ Free from damage (nicks, tears, etc.)
- ◊ Lubricated lightly with water or a WRAS approved silicone oil.

Failure to do this may result in leaks and considerable damage.

2.2 FITTING

The Horne OPTITHERM Thermostatic Bib Tap is intended for installation on a vertical panel above a clinical hand wash basin or surgical trough.

2.2.1 Before installation, 2 holes must be bored in the panel in the configuration shown in the diagram.

A	150mm to 300mm depending on vessels to be filled. Less than 150mm will impede access for servicing. Recommended height 225mm
B	34mm
C	48mm (min 47mm, max 50mm)
D	6mm
Panel thickness	30mm maximum

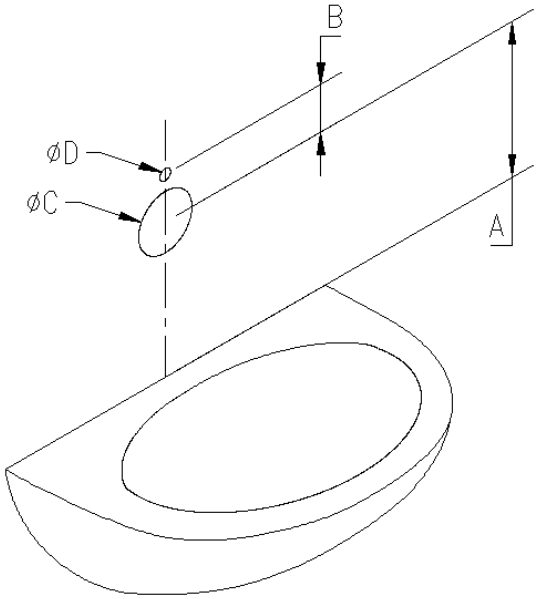

Diagram 1

► Open out the last (fold out) page of this instruction booklet to see the installation diagrams ►

2.2.2 Install the spigot (17) to the panel. Ensure that the chrome bezel (19) is located around the spigot first, and that the locating pin in the bezel engages in the small hole bored previously in the panel. The bezel should be retained between the spigot and the panel. Tighten to the panel using the 1½ BSP bulkhead nut (18) supplied. Put this nut on tightly. If it works loose the tap will not be secure and the nut may be difficult to tighten later, after the panel has been fixed.

2.2.3 Connect the water supplies to the spigot using 10mm copper pipe. The Hot Water Supply should be connected to the inlet port nearest the lever with the red endcap (i.e. the left hand side as one faces the basin), and the Cold Water Supply connected to the inlet port nearest the lever with the blue endcap (i.e. the right hand side as one faces the basin). Be very careful with the connections here, as any leaks may go undetected for some time and cause considerable damage.

2.2.4 At this stage, the screw on the spigot can be used to attach an electrical earth, if required.

2.2.5 Close the ball valves (X,Y) in the spigot and test for leaks. Once this part of the installation is confirmed to be watertight, and the hot and cold supplies are confirmed to be the right way around (see section 3.2), all further work on the Horne OPTITHERM Thermostatic Bib Tap can be done with the panel in place.

2.2.6 Ensure that the 2 interconnect nozzles (17) are still present in the rear orifice of the tap body. If these are dry they should be lubricated with some water or WRAS approved silicone oil.

2.2.7 Offer the main tap body up to the spigot. Locate firmly over the spigot and tighten the retaining screw (15) from below. In order to get a good fit of the tap onto the spigot it is helpful to push the tap against the spigot and slightly upwards as the retaining screw is tightened – this ensures that there is no gap between the spigot and the tap body. Torque the retaining screw to 5Nm (if a torque wrench is not available, tightening fairly tightly with the 4mm hex key supplied should be adequate for this purpose).

2.2.8 **DO NOT OPEN THE TAP YET**. Commence with the flushing procedure as detailed in 2.3 below.

2.3 FLUSHING OF PIPEWORK (METHOD 1)

Pipework must be flushed in accordance with Water Fittings Regulations 1999, schedule 2 G13.1 before connecting the Horne OPTITHERM Thermostatic Bib Tap.

The most common cause for complaint regarding the performance of any TMV/thermostatic tap is traced to dirt or debris in the TMV or check valves.

2.3.1 Do not open either tap lever before flushing the hot and cold water pipework.

2.3.2 A flushing kit (Horne part no: 5492 is available to provide means of flushing the pipework.

2.3.3 Unscrew the main bottom cover (1) using a strap wrench.

2.3.4 Remove an inlet cartridge assembly (7,8) using a 12mm hex key.

2.3.5 Using an 8mm hex key, screw the flushing adaptor (Z) into the space occupied by one of the strainer/check valve cartridges (20,21).

2.3.6 Ensure that the hose is securely attached to the flushing adaptor and that the open end of the hose is also secure - the hot water could scald badly if the hose 'whips' unexpectedly.

2.3.7 Open the ball valve (X,Y) using a 4mm hex key from under the spigot, and allow the water to flow at full bore into the sink until the water flows absolutely clean.

2.3.8 Repeat on the other side so that both hot and cold supplies to the tap are flushed.

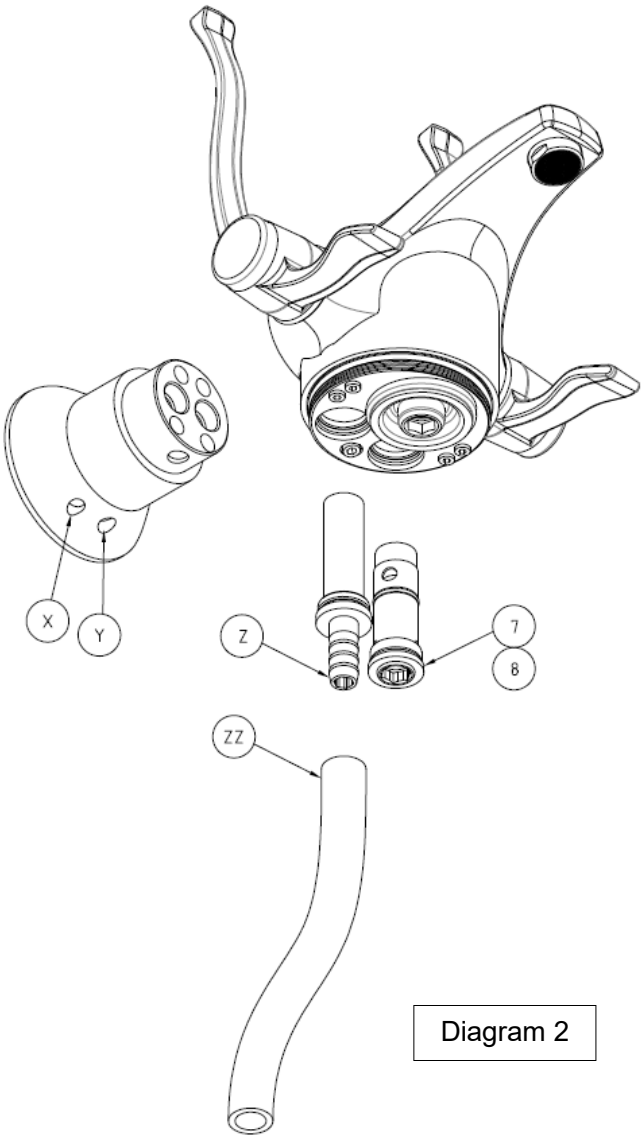

Diagram 2

Key to Diagram Above				
X	Hot isolating valve		Y	Cold isolating valve
7	Strainer/check-valve cartridge		Z	Flushing adaptor
ZZ	Flushing hose			

2.4 FLUSHING OF PIPEWORK (METHOD 2)

Alternatively the pipework can be flushed before fitting the Optitherm to the spigot using Horne part no.5684.

2.4.1 Connect adapter to spigot with jubilee clip around the large end.

2.4.2 Tighten the jubilee clip.

2.4.3 Open the valves from under the spigot and allow water to flow at full bore into the basin until the water runs absolutely clean.

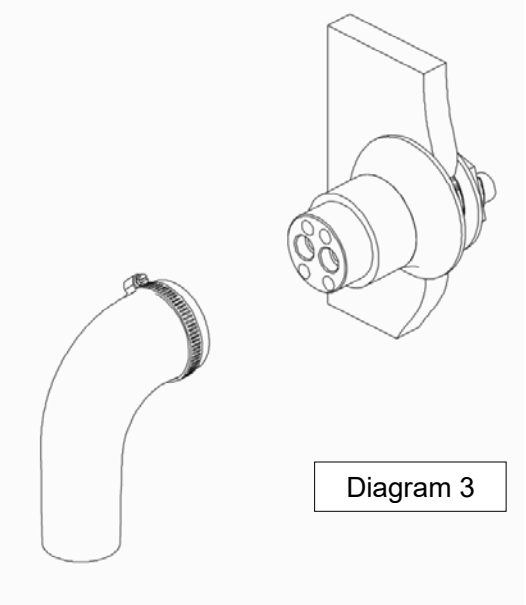

Diagram 3

[3] COMMISSIONING

The commissioning process comprises sections 3.1 to 3.7 below. The tap cannot be considered commissioned until these processes are all carried out.

Note that it is NOT possible to commission the Horne OPTITHERM Thermostatic Bib Tap before the hot water service (boiler) has been commissioned.

3.1 FLUSHING

Before commissioning the Horne OPTITHERM Thermostatic Bib Tap, it is imperative that flushing of the pipework has been carried out in accordance with section 2.3 or 2.4.

3.2 TEMPERATURE CHECK (COLD WATER)

3.2.1 Open the cold water isolating valve (Y) and lever (30), allow the water to run for a while and ensure that cold water flows from the spout (if hot water comes out, then the supplies are connected the wrong way around). Ensure that the tap is run for long enough to draw off any deadleg to be absolutely sure. Getting this right will save frustration later.

3.2.2 To check the temperature of the incoming cold water, open the blue/cold lever (13) only, and measure the temperature after 30 seconds. This should be within the range on table 1, page 1.

3.2.3 If hot water comes out of the spout when the blue lever is turned, the inlet hoses will have to be reversed behind the panel. This necessitates removal of the spigot (section 1.1 describes fitting of the spigot).

3.3 TEMPERATURE CHECK (HOT WATER)

3.3.1 To check the temperature of the incoming hot water, follow the procedure in section 5.3 for removal of the strainer/check valve cartridge on the hot side only (see also diagram in section 2.3)

3.3.2 Screw the flushing adaptor (Z: diagram 2) into the space vacated by the hot inlet cartridge assembly (8).

3.3.3 Ensure that the hose is securely attached to the flushing adaptor. Take care that the open end of the hose is also secure and pointing down the drain as the hot water could scald badly.

3.3.4 Carefully open the hot ball valve (X) from under the spigot and measure the temperature of water that flows out from the tube after 30 seconds; it should be within the range on table 1, page 1.

3.3.5 Re-fit the hot inlet cartridge assembly (8) and the bottom cover (1).

3.4 THERMAL DISINFECTION

3.4.1 Horne recommends thermal treatment as the most effective means of outlet disinfection. The Horne Inline Thermal Disinfection Unit (ILTDU) is designed specifically for this purpose, and should be used in conjunction with the Optitherm tap, Thermal disinfection should be conducted as part of the commissioning procedure. Instructions for the thermal disinfection procedure are supplied with the ILTDU

3.5 TEMPERATURE CHECK (MIXED WATER)

3.5.1 Check that hot and cold water supplies are at or near to their designated temperatures and pressures (see sections 3.2 & 3.3 and Table 1 on Page 1 for details).

3.5.2 Open the red (safe hot) lever only and allow water to run through the TMV.

3.5.3 Measure the temperature at the spout. This is the temperature of the mixed water. Ensure that the mixed water temperature is set appropriately. For healthcare applications, basin taps should always be set to 41°C.

If necessary, make minor adjustments to the temperature setting as described in Section 3.6 below.

N.B. For Type 3 TMV (healthcare) applications, the mixed water at the terminal fitting should never be set to exceed 41°C.

3.6 MIXED WATER TEMPERATURE ADJUSTMENT

3.6.1 The Horne OPTITHERM Thermostatic Bib Tap is approximately set at the factory to check for correct function. However, the temperature must be checked and adjusted on site to ensure correct installation. For healthcare applications, basin taps should always be set to 41°C.

For other applications, where applicable, the range of temperature adjustment is 35 – 44°C.

3.6.2 It should be noted that the Horne OPTITHERM Thermostatic Bib Tap requires a temperature differential of at least 11°C to work correctly (ie. the mixed water temperature must be at least 11°C lower than the hot water temperature and 11°C higher than the cold water temperature).

To alter the temperature setting, carry out the following procedure.

3.6.3 Unscrew the main bottom cover (1) using a strap wrench.

3.6.4 Check that hot and cold water supplies are within the designated temperature and pressure ranges (see sections 3.2 & 3.3)

3.6.5 Open the red/safe-hot lever (30) and allow water to flow until the mixed water temperature has stabilised. Make sure that the dead leg from the Hot Water Supply to the Horne OPTITHERM Thermostatic Bib Tap has fully cleared.

3.6.6 Using a 4mm hex key, turn the adjusting screw (3a) clockwise as viewed from below † to reduce the mixed water temperature or anti-clockwise to increase it. Adjustments of not more than half a turn at a time should be made. The temperature at the outlet should be measured and allowed to stabilise after each adjustment.

† Note screwing the adjusting screw inwards towards the cartridge will reduce the set temperature. Screwing it outwards away from the cartridge will increase the set temperature. The screw has a conventional right-hand thread.

After making an adjustment, close the red/safe-hot lever (30) for ten seconds then re-open it and measure the mixed water temperature again. If a further adjustment is required, repeat the procedure.

3.7 COLD WATER FAILURE TEST

3.7.1 Close the cold water isolating valve (Y) and, after 6 seconds, measure the mixed water temperature. The flow of mixed water should immediately stop and then a drip or trickle may or

may not be seen. The temperature, measured after 6 seconds, of any water coming from the tap should not be more than 2°C above the mixed water set temperature measured in 3.4.1 above. If no water comes out this is also acceptable.

3.7.2 If the Horne OPTITHERM Thermostatic Bib Tap performs satisfactorily, open the cold water isolating valve (Y) – the Horne OPTITHERM has passed the cold water failure test.

3.7.3 However, if the water coming from the tap is at a temperature of more than 2°C above the mixed water temperature setting, then the Horne OPTITHERM is not shutting off the hot water supply properly. The cartridge is likely to be contaminated with dirt or damaged. Replace the cartridge according to section 5.5.

Note that the Horne OPTITHERM may, in some circumstances, fail the cold water failure test if the hot supply temperature is not 11°C above the set mixed water temperature. The hot water temperature can be checked as outlined in section 3.3 above..

[4] OPERATION

Operation of the Horne OPTITHERM Thermostatic Bib Tap is similar to that of a conventional tap. Open the red lever to draw hot water at a safe and comfortable temperature (controlled by the thermostatic mechanism). Open the blue lever to draw fresh, cold water. The user may notice a slight pulsing of the water stream if both levers are opened. This is normal and is not a cause for concern. Note that it is not normally necessary to open both levers simultaneously as the water supplied from the hot lever is at a safe and constant temperature.

4.1 DUAL LEVERS

The dual levers on the Horne OPTITHERM Thermostatic Bib Tap are a unique feature to prevent the spread of infection.

The intended mode of operation is that the user should open (turn-on) the tap using a thumb to push the short lever backwards and downwards.

After washing, the long lever should be returned to the original position with an elbow, thus avoiding re-contamination by touching the short lever again.

Diagram 4

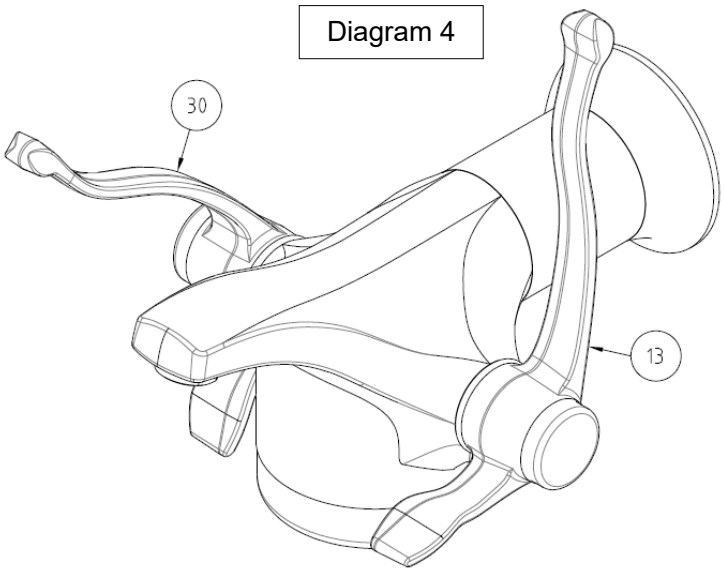

4.2 LEVER CLUTCH

The Horne OPTITHERM is fitted with clutches on the levers to prevent lever breakage in the event of a lever being forced either accidentally or intentionally. Hence if the tap lever is found to be at an unexpected angle, simply push the lever in the opposite direction, beyond the normal ‘stop’. One or two clunks should restore the lever to its correct position.

4.3 POTABLE WATER SUPPLY

When cold water is drawn (via the blue lever) from the Horne OPTITHERM Thermostatic Bib Tap the water completely bypasses the thermostatic mechanism. Hence, if the cold water supply to the Horne OPTITHERM Thermostatic Bib Tap is potable, so is the water drawn via the cold lever. NB: care should be taken to run the tap for at least 20 seconds before drawing water for drinking. This will ensure satisfactory purging of the spout.

[5] MAINTENANCE

Maintenance of all TMVs and thermostatic taps is essential. If a TMV does not operate properly, there is a risk of someone being scalded. The frequency of maintenance depends upon the condition of the water passing through the TMV. The remarks in 5.1.3 regarding in-service testing apply equally to maintenance. Generally, the thermostatic cartridge should be replaced after three years. The strainer/check-valve cartridges and ceramic disc cartridges should be replaced as necessary.

5.1 IN-SERVICE TESTING

5.1.1 Periodic testing should be carried out to check whether or not any deterioration has occurred in the performance of the Horne OPTITHERM Thermostatic Bib Tap.

5.1.2 A COLD WATER FAILURE TEST should be carried out as described in paragraph 3.7 above. If the water coming from the tap is at a temperature of more than 2°C above the mixed water temperature setting then the Horne OPTITHERM Thermostatic Bib Tap is due for maintenance.

NOTE: A TMV in need of maintenance can be undetectable in normal use and only become apparent when a disruption occurs in the hot or cold water supply pressures or temperatures.

5.1.3 The frequency of in-service testing depends upon the condition of the water passing through the tap. In-service testing must be carried out more frequently in hard water areas than in soft water areas. As a general guide, in-service testing should be carried out at least every twelve months and, where the water is hard, the interval may be less than six months. Experience of local conditions and the in-service testing record will dictate the frequency of in-service testing.

5.2 FLUSHING AND THERMAL DISINFECTION

5.2.1 Horne recommends periodic thermal disinfection in conjunction with high velocity flushing, using the Water Quality Compliance Kit (part no.6006), or the Inline Thermal Disinfection Unit (ILTDU). See paragraphs 2.3 and 2.4 for instructions on flushing. The periodicity of this maintenance should be determined in conjunction with the current best practice.

5.3 CLEANING AND REPLACEMENT OF STRAINERS

5.3.1 Close the isolating valves (X,Y) at the back underneath the tap spigot; open the levers and allow the residual pressure to be relieved.

5.3.2 Unscrew the main bottom cover (1) using a strap wrench.

5.3.3 Remove the strainer/check-valve cartridges (7,8) using a 12mm hex key.

5.3.4 The strainer can be removed from the top of the cartridge and cleaned or replaced as necessary.

5.4 TESTING AND REPLACEMENT OF CHECK VALVES

5.4.1 Close the isolating valves (X,Y) at the back underneath the tap spigot; open the levers and allow the residual pressure to be relieved.

5.4.2 Unscrew the main bottom cover (1) using a strap wrench.

5.4.3 Remove a strainer/check-valve cartridge (7,8)

Remove the strainer basket from the top. Inspect the white plastic check valve for signs of obvious damage. Carefully insert a clean probe (pen or similar) down the strainer hole to ensure that the check valve element can move freely. It should spring back into the closed position when released. If the check-valve is not in good condition, the whole strainer/check-valve cartridge should be replaced.

5.5 REPLACEMENT OF THERMOSTATIC CARTRIDGE

5.5.1 Close the isolating valves (X,Y) at the back underneath the tap spigot; open the levers and allow the residual pressure to be relieved.

5.5.2 Unscrew the main bottom cover (1) using a strap wrench

5.5.3 To remove the thermostatic cartridge, first remove the thermostatic cover (3) using a 12mm hex key. The thermostatic cartridge (4) can then be removed in one of 2 ways.

- ◊ Screw the Horne cartridge removal tool (part no. 5458) into the cartridge from underneath. This can then be pulled downwards to remove the thermostatic cartridge.
- ◊ Use a 4mm hex key to turn the adjusting screw (3a) clockwise and remove it from the thermostatic cover (the adjusting screw has the same thread on it as the cartridge remover no.5458). This can be used to screw into the cartridge and remove it. Ensure that the adjusting screw o-ring is in good condition; clean; free from debris and lightly lubricated with water or WRAS approved silicone oil before re-assembly (see 2.1).

5.5.4 The new cartridge can be inserted into the tap body from below. If the o-rings are dry, they should be lubricated with some water or WRAS approved silicone oil.

5.5.5 Screw in the new thermostatic cover, again lubricating the o-ring if necessary.

5.5.6 Be sure to adjust the temperature and perform a cold-water failure test after replacing the cartridge. These processes are detailed in sections 3.4.1; 3.6 & 3.7.

5.6 REPLACEMENT OF CERAMIC DISC CARTRIDGES

5.6.1 The ceramic disc cartridges are reliable and expected to give a very long life provided that the strainers are maintained in a clean condition. If replacement is necessary a kit should be purchased from Horne for this purpose (part no. 5489). The kit will comprise…

- ◊ Endcap removal tool – (part no. 23-5459)
- ◊ Pair of ceramic disc cartridges (11,24) – (part nos. 44-5407 & 44-5406)
- ◊ Pair of torque control members (28) – (part no. 23-5410)
- ◊ 2 no. o-rings (29) (part no. 42-3452)
- ◊ 4 no. o-rings (31) (part no. 42-5416)
- ◊ 2 no. M4 screw (33) (part no. 41-5414)

Diagram 5

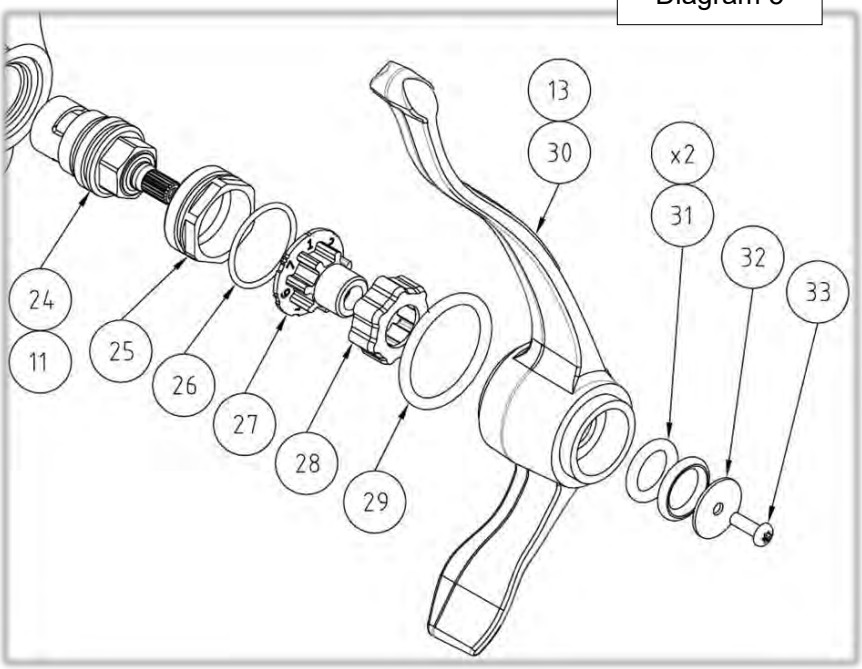

5.6.2 Unscrew and remove the coloured aluminium endcap using the special Horne tool (no. 5459)

5.6.3 Unscrew and remove the screw and washer (33,32). Torx T20 key needed.

5.6.4 Pull the lever outwards to remove

5.6.5 Remove the spline adaptor and torque control member (27,28). These may come out as one piece.

5.6.6 Unscrew the actuator sleeve (25), using a 26mm ring spanner or Horne tool no. 5459.

5.6.7 Using a 17mm spanner, unscrew the ceramic disc cartridge (11,24). This will be tight.

5.6.8 Fit the replacement cartridge and tighten to 25Nm. Note that the two cartridges are left and right handed. The cartridge with the small nicks around the 17mm spanner hex is for the left (hot) side of the tap. If the o-ring around the cartridge is dry, lubricate it with a little water or WRAS approved silicone oil.

5.6.9 Fit the new actuator sleeve and o-ring. If using a spanner for this take care not to over-tighten it as the thread is plastic - only light torque is needed. Horne tool no. 5459 can be used.

5.6.10 Remove the old torque control member (28) from the spline adaptor, and push-fit the new one. Lubricate this with a little (silicone) oil around the outside before final assembly.

5.6.11 Fit this assembly over the ceramic disc cartridge spline. Note that the spline has 20 teeth and the torque control member has 7 lobes. This allows 140 possible orientations of the lever. The correct orientation will have a lobe as near as possible to the vertical position (with the ceramic discs closed). It may be beneficial to experiment with orientations to ensure that the two levers end up aligned neatly with each other. Contact Horne technical for pictorial instructions on this if needed.

5.6.12 Re-fit the levers, replacing o-rings if necessary. The large o-ring goes on the in-board side and the two small ones go immediately under the penny washer on the out-board side.

5.6.13 Refit the washer and M4 screw tightly. Then fit the endcap (red on the left, blue on the right). Use the tool no. 5459 to tighten the endcap. This will prevent unauthorized removal.

5.7 REPLACEMENT OF OUTLET FITTING

5.7.1 The outlet fitting, or flow conditioner (14) performs a number of functions, namely:-

- ◊ Inducing a straight, laminar stream, and thus reducing splash
- ◊ Regulating the flow to 6 litres per minute
- ◊ Preventing drain-down of the spout between draw-offs
- ◊ Preventing airborne infection from entering the tap & water pipework

5.7.2 As the outlet fitting forms the interface between the water service and the clinical environment, there may be, from time to time, a build up of bacteria on the outlet fitting itself. If this is the case, then it may be desirable to introduce a regime to periodically exchange the outlet fitting.

5.7.3 Exchanging the outlet fitting can be conducted using part no. 44-6667,. The outlet fitting unscrews with a conventional right-handed thread and is inserted with a reversal of this procedure.

Key to Diagram 5 on Page 12	
11/24	Ceramic Disc Cartridge
25	Actuator Sleeve
26	Act. Sleeve O-Ring
27	Spline Adaptor
28	Torque Control Member
29	Lever Interface O-Ring
31	Hub cushioning O-Ring
32	Lever Retaining Washer
33	Lever Retaining Screw

Key to Diagrams on Page 16			
X	Hot Isolating Valve	15	Outlet Fitting Adaptor & Seal
Y	Cold Isolating Valve		
1	Main Bottom Cover	17	Interconnect Nozzles
3	Thermostatic Cover	18	Spigot
3a	Adjusting Screw	18a	Earth Screw & Washer
4	Thermostatic Cartridge	18b	Bulkhead Nut
5	Tap Securing Screw	19	Bezel
7	Inlet Cartridge Assy. (C)	21	Extension Piece
8	Inlet Cartridge Assy. (H)	22	M5 Screws
13	Double Lever Right (C)	23	Spigot Sealing Washers
14	Outlet Fitting	30	Double Lever Left (H)

5.8 REMOVAL OF TAP FROM SPIGOT FOR WORKSHOP MAINTENANCE

Numbers in parentheses refer to the diagram on the fold-out page 16

If desired the tap body can be removed from the spigot for off-site maintenance. Furthermore, a substitute tap body can be fitted while the original tap is being maintained. The process for this is as follows.

5.8.1 Close the isolating valves (X,Y) at the back underneath the tap spigot; open the levers and allow the residual water to drain.

5.8.2 Unscrew the main bottom cover (1) using a strap wrench.

5.8.3 Loosen the tap retaining screw (5) until the head is flush or slightly proud of the bottom of the tap body.

5.8.4 Pull the tap away from the panel horizontally until it is free of the spigot. Pay careful attention not to drop it as it is rather heavy and may cause damage.

5.8.5 Rotate the tap to allow the residual water to pour out into the sink.

5.8.6 If a replacement tap body is to be fitted, follow the procedure in 2.2.7 & following. The commissioning procedures in 3.4.1; 3.6 & 3.7 should be followed for the new tap body.

THIS PAGE IS INTENTIONALLY LEFT BLANK

FOLDOUT PAGE – DIAGRAMS

Diagram 6

Diagram 7

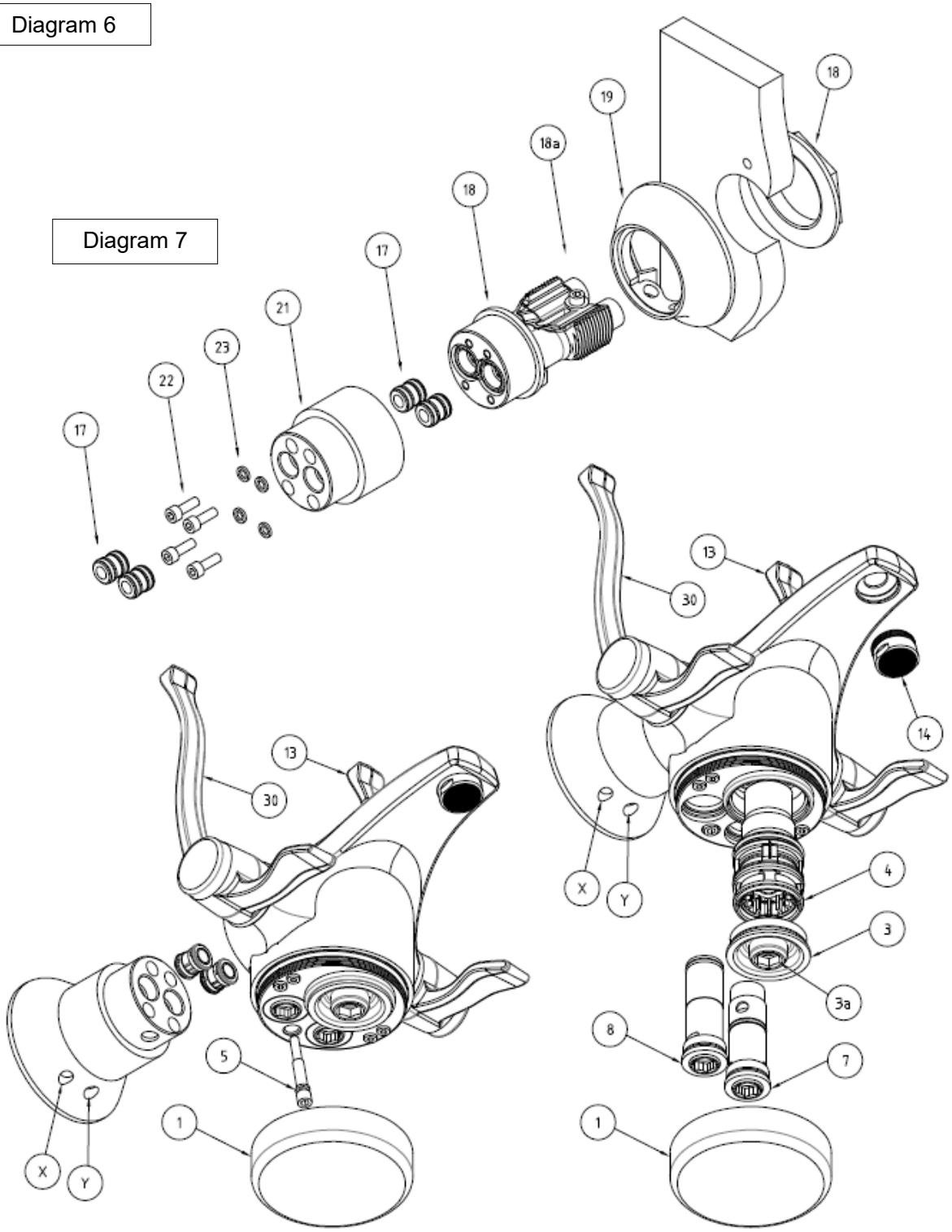

Diagram 8

Note that numbers are out-of-sequence for the purpose of harmony with spare parts Drg 10321

This drawing is available at

www.horne.co.uk/products/water-products/spare-parts/tap-spares/

[6] FAULT FINDING CHART

SYMPTOM	POSSIBLE CAUSE	ACTION	REFER TO SECTION
Mixed water temperature too high	Temperature setting too high. Temperature has been set when hot water supply temperature was too low	Re-adjust temperature setting ensuring hot water supply is at correct temperature.	3.4.1, 3.6
	Hot water supply has migrated into cold water supply	Inspect/replace cold inlet cartridge assembly (7)	5.4
	Thermostat Element has failed. This can be checked by carrying out a hot or cold water failure test.	Replace Thermostatic cartridge (4) and cover assembly (3)	3.7 & 5.5
Mixed water temperature too low	Temperature Setting too low	Re-adjust temperature setting	3.4.1, 3.6
	Hot water supply temperature has fallen.	Check hot water supply temperature.	3.3
	Cold water has migrated into hot supply	Inspect/replace hot inlet cartridge assembly (8)	5.4
	Cold valve face requires cleaning	Remove thermostatic cover (3) and clean up valve face	5.5
Mixed water flow rate too low.	Partly blocked strainers	Clean strainers	5.3
	Unusually high pressure drop in supply pipework	Check all valves are fully open. Check Pressurisation unit. Check mains supply	-
	Extra Demand added to system	Check pipe sizing	-
Mixed water temp does not respond to adjusting screw	Thermostatic cartridge is seized	Replace Thermostatic cartridge (4) and cover assembly (3)	5.5
	Hot and cold inlets reversed	Reverse inlet connections. [Connect hose from hot supply to inlet nearest red endcap].	3.2
	Hot water supply temperature is too low	Check hot water supply	-

6.1 FAULT FINDING CHART – CONTINUED…

Mixed water temp changes and is not steady	Thermostatic cartridge is seized	Replace Thermostatic cartridge (4) and cover assembly (3)	5.5
	Thermostat element has failed. (This can be checked by carrying out a hot or cold water failure test)	Replace Thermostatic cartridge (4) and cover assembly (3)	3.7, 5.5
Water at outlet runs full hot or full cold	Hot and cold inlets are reversed	Reverse inlet connections. [Connect hose from hot supply to inlet nearest red endcap].	3.2
Valve continues to pass cold water when hot supply is isolated	Cold valve face is contaminated with debris	Remove loose debris from between Thermostatic cartridge (4) and cover assembly (3). Or replace (4) and (3) if no loose debris is found.	5.5
Valve continues to pass hot water when cold supply is isolated.	Element has failed, or Slide-Valve seal is damaged, or Fouling at hot valve seat	Replace Thermostatic cartridge (4) and cover assembly (3)	5.5
	If water flowing is more than 11°C above required mixed water temperature then valve may not have been commissioned with an adequate hot water supply temperature; or the set temperature may be too high. NB If this is the case the valve may not offer scald protection	Re-commission the valve, closely following the guidance in Section 2.	3.2 thru' 3.7
	If water flowing is less than 11°C above required mixed water temperature then the hot water supply temperature may not be sufficient to cause thermal shut-off. (N.B. this is possible with combi boilers).	Repeat test with hot water temperature at least 11°C above required mixed water temp.	3.3, 3.7
Water flow pulses when both levers are opened at once	This can happen when cold water pressure is low relative to the hot water pressure. Note that it is not normally necessary to open both levers simultaneously as the water supplied from the hot lever is at a safe and constant temperature.	This is not a fault condition and is normal. See note at bottom of page 1.	-
Tap does not shut-off when levers are in the closed position	Interconnect nozzles (17) are damaged or may not have been fitted.	Remove tap body from spigot and check interconnect nozzles.	2.2.6

340 WASH BASINS *WHBN1000; WHBN1006* - CLINICAL HAND WASH, WALL HUNG

- Manufacturer: Armitage Shanks or equal approved.
  - Standards : SHTM64 (LB H M)
  - Product reference: S2154 Contour 21 back outlet washbasin.
- Size: 500 x 400 mm.
- Material: vitreous china.
- Tap/ Chainstay/ Overflow holes:
  - No tap holes;
  - No chainstay hole; and
  - No overflow hole.
- Water supply fittings: SHTM64 (TBH6) bib mixer taps with integral thermostat and proximity sensor.
  - Water supply temperature (maximum): in accordance with SHTM 04-01 The Control of Legionella.
  - Manufacturer: As Wash basin.
    Product reference: ~~A4554 Markwik 21 panel mounted mixer taps, integral thermostat, horizontal outlet:~~ – HORIZ TAP.
  - ~~Operation: Proximity sensor mixer.~~ – REMOVED.
- Wastes: back waste.
  - Standards: To BS EN 274-1, -2 and -3.
  - Manufacturer: As Wash basin.
    Product reference: S8750 outlet adaptor for Contour 21 basin, .
  - Traps: Bottle.
  - Standards: To BS EN 274-1, -2 and -3. SHTM 64 (TRR1/P)
  - Manufacturer: As Wash basin.
    Product reference: S8920 1¼" Bottle trap,, multi-purpose outlet.
  - Size: 75 mm seal.
  - Material: plastics, white.
  - Depth of seal (minimum): 75 mm.
- Accessories: S9112 panel mounted toggle bolts and clips for Contour basins.

NEW SOUTH GLASGOW HOSPITALS & LABORATORY PROJECT
NEW ADULT & CHILDRENS HOSPITALS - DOCUMENT REVIEW

Representative Name	Date	Category	Signature
[redacted]	8/11/12	A	[redacted]

Comments

A No Comment
B Processed Subject to Amendment
C Subject To Amendment and Resubmit
D Rejected - Amend the Submitted item and Resubmit

NHS

Brookfield MULTIPLEX BM

CONTRACTOR DOCUMENT REVIEW
NEW SOUTH GLASGOW HOSPITAL
Brookfield Multiplex Received Date:
A ☑ No Comment
B ☐ Noted subject to comments: correct and resubmit within 7 Business Days
C ☐ Rejected – correct and resubmit within 7 Business Days

BMCL CHECKED BY [redacted]
DATE: 13 11 12

Brookfield Multiplex review status does not absolve the Consultant of its obligations with regard to coordination and compliance with the other Consultants and specialist Subcontractor's design and the Project Agreements, Employer's Requirements and the cost Plan and for ensuring that there are no ambiguities, discrepancies, inconsistencies or omissions within this document or between it and any other design document.

Product Data Sheet

BAS 101

Contour 21 Washbasin 50cm No Taphole No Chainstay Hole or Overflow - General Use

Illustrated

S2154	Contour 21 back outlet washbasin, 50cm, no tapholes, no overflow, no chainstay hole
S8750	Waste 1 1/4in outlet adaptor for all Contour back outlet washbasins
S8920	Trap 1 1/4in plastic resealing bottle, 75mm seal
S9112	Concealed hangers pressed Steel, toggle bolts and clips for Contour washbasins

Configuration options

~~**S8746** Plastic strainer for back outlet washbasins~~

~~**S8745** Washbasin waste grating, plug and chain for back outlet washbasin~~

~~**S7422** Contour 2 washbasin mixer wall mounted single control concealed, ceramic disc operation, 150mm projection spout with alternative aerator or flow straightener outlet, flexible inlet tails integral combined filter and regulating valves~~

~~**S7435** Nuastyle 1/2in thermostatic blending valve, anti tamper shield, inlets and outlet for 15mm copper~~

~~**S8910** Trap 1 1/4in plastic bottle, 75mm seal~~

~~**S9006** Isolating valve 1/2in with screwdriver control, inlet for 15mm copper, outlet with 1/2" BSP female swivel capnut~~

~~**S9005** Volume Control valve 1/2in with screwdriver control, inlet and outlet for 15mm copper~~

~~**S7241** Avon bib tap, non concussive self closing~~

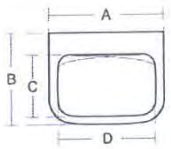

A	B	C	D	E	G
500	400	270	425	360	185
~~600~~	~~480~~	~~340~~	~~500~~	~~450~~	~~195~~

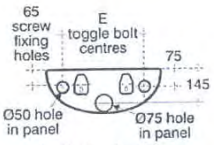

back view showing fixing in panels

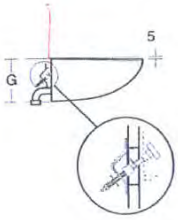

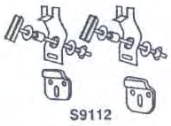

S9112

Material

Vitreous China

Weights

S2154	12.750KG
S8750	0.020KG
S8920	2KG
S9112	0.470KG

Colours

White (01)

Standards

Vitreous china to BS 3402

Special Notes

Suggested rim heights; 780-800 for ambulant users 680-700 for wheelchair users. Washbasin wall mounted using S9112 hangers or panel mounted using S9112 hangers, toggle bolts & clips. Toggle bolts and outlet adaptor suitable for maximum panel thickness of 18mm

Designer

Robin Levien, RDI

Frequently used applications

Education	Factory
Hotels	Office
Public Building	Pubs and Clubs
Retail	Sports and Leisure

Armitage Shanks

Tel: 0870 122 8822
Fax: 0870 122 8282
Email: info@idealspec.co.uk
Web: www.idealspec.co.uk

Ideal Standard (UK) Ltd. makes every effort to ensure that the information provided on its website is accurate. However, we cannot guarantee this, and accept no liability for any information or advice given via its website.

Powered by IdealSpec

Date created:17/07/2012

HORNE®

HORNE OPTITHERM Thermostatic Medical Tap

Description

Bib mounted, dual function tap delivering thermostatically controlled hot water and dedicated cold water for use in healthcare and clinical applications.

Features & Benefits

- Integral TMV3 Approved thermostatic mixing valve complete with easy-access* isolation valves, check valves, strainers and thermostatic cartridge
- Robust and reliable design ensures optimum performance over extended lifetime
- Integral combined flow regulator (6 l/m) conditioner on outlet for water economy and comfort
- Dual lever operation - elbow shut off avoids hand recontamination after washing
- Clutch mechanism on levers prevents accidental or intentional breakage
- Safe surface temperature (≤ 42°C) ensured during and after operation
- Cold water bypass for dedicated cold water delivery
- Hard, polished and continuously smooth chromium plated surface fully accessible for thorough and effective cleaning
- Modular design facilitates rapid removal for change-over and in-situ servicing

* with correct tools

Clinical hand wash under thermostatically controlled warm water



Modular design for easy installation and servicing

Certificate No. FM 1224

Visualisation by www.showthempictures.com

HORNE®

HORNE OPTITHERM Thermostatic Medical Tap

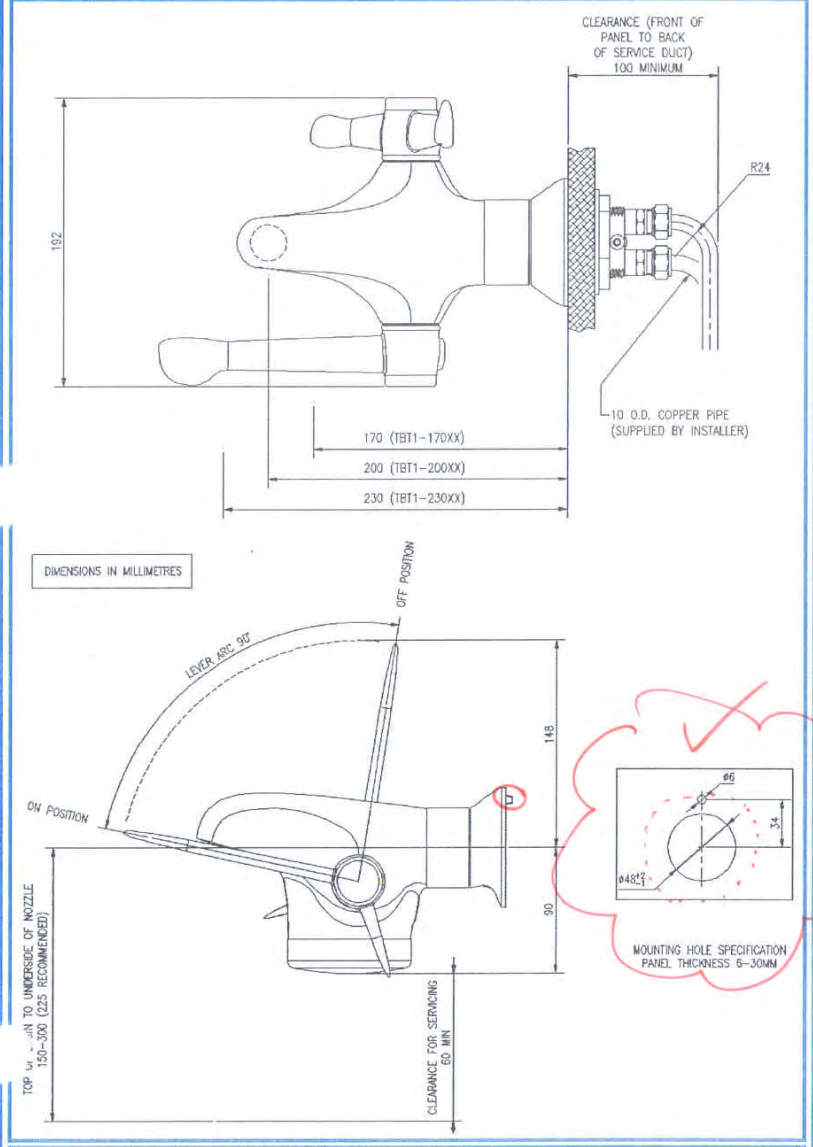

Variants

Lever options: Dual lever **(DL suffix)** aids prevention of infection for clinical & surgical hand wash. Single short levers **(SL suffix)** for patient or bath-fill use.

Extension pieces: The distance from the wall to the outlet can be increased from the standard **170**mm to **200**mm or **230**mm using the 30mm or the 60mm extension piece.



Product Ref: TBT1-170DL



Product Ref: TBT1-170SL



Product Ref: TBT1-200DL



Product Ref: TBT1-230DL

Operating Parameters

Hot and cold water supply pressures do not need to be equal.

Temp. setting at factory	41°C
Range of temp. adjustment	35 - 44°C
Range of hot water supply temp.	55 - 85°C
Minimum differential between H & C water temperatures and mixed water temperature.	12°C
Maximum static pressure	10 bar
Range of maintained water supply pressures	1 - 5 bar

HORNE ENGINEERING Ltd, PO Box 7, Rankine Street, Johnstone, PA5 8BD
Tel: +44 (0)1505 321455 Fax: +44 (0)1505 336287 email: sales@horne.co.uk web: www.horne.co.uk

Horne Engineering Ltd reserves the right to alter design and specification without notice.

Product Data Sheet

WAS 1000

1 1/4in x75mm Plastic Resealing Bottle Trp

Illustrated

S8920 (TRR1/P) Trap 1 1/4in plastic resealing bottle, 75mm seal

Configuration options

Weights

S8920 2KG

Colours

Neutral / No Finish (67)

Special Notes

Multi-purpose outlet suitable for plastic and BS copper pipe

Frequently used applications

Education
General Healthcare
Hotels
Public Building
Residential
Sports and Leisure
Factory
Hospitals (HTM64)
Office
Pubs and Clubs
Retail

Features

HTM

Armitage Shanks

Tel: 0870 122 8822
Fax: 0870 122 8282
Email: info@idealspec.co.uk
Web: www.idealspec.co.uk

Ideal Standard (UK) Ltd. makes every effort to ensure that the information provided on its website is accurate. However, we cannot guarantee this, and accept no liability for any information or advice given via its website.

Powered by IdealSpec

Date created:17/07/2012

FULL BUSINESS CASE (FBC) APPENDIX K DESIGN DELIVERABLES FINALISATION FLOWCHART

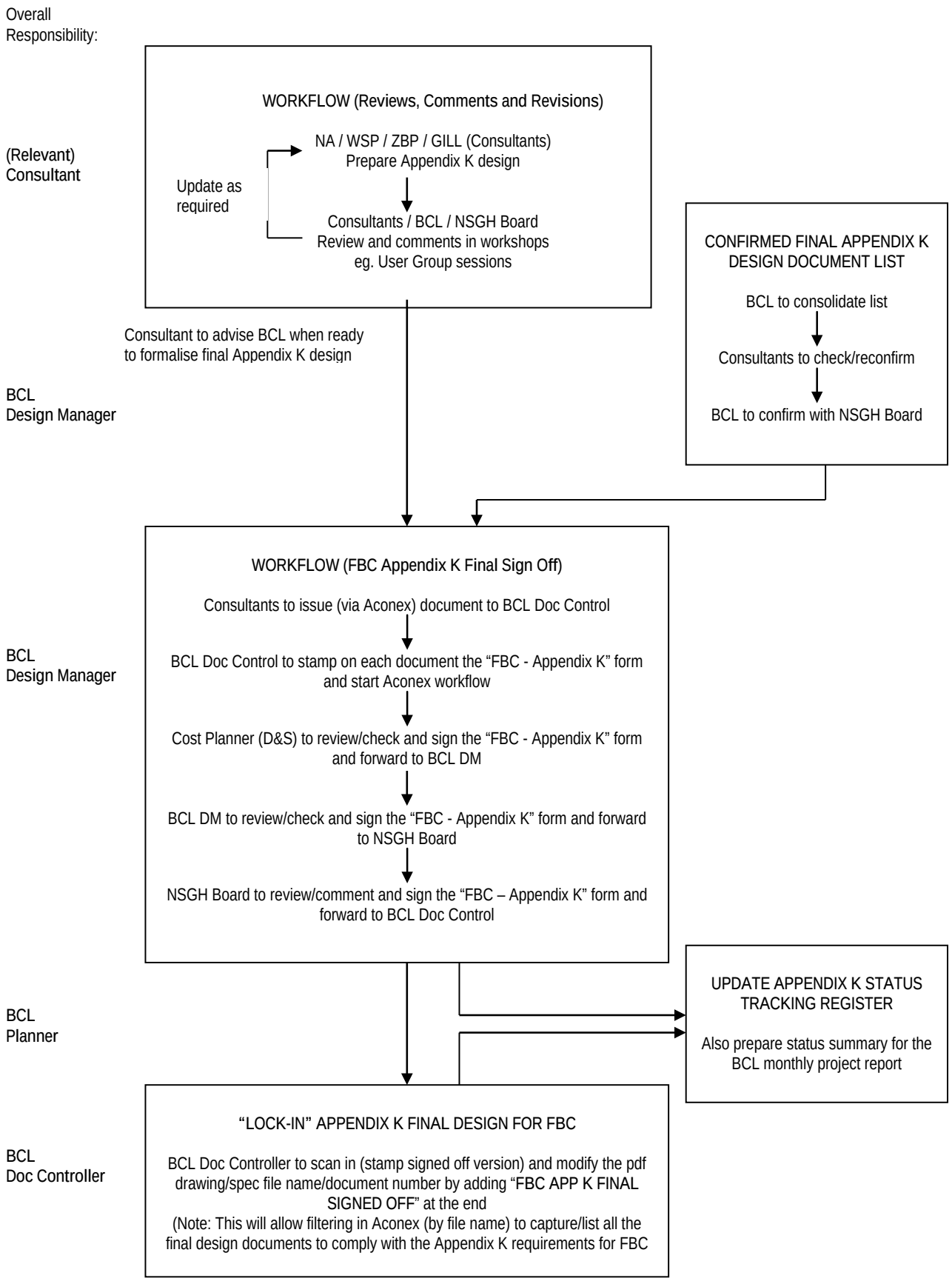

NHS Greater Glasgow and Clyde

New South Glasgow Hospitals (NSGH) Project

INVITATION TO PARTICIPATE IN COMPETITIVE DIALOGUE

VOLUME 2/1

APPENDIX K – Design Development (FBC and OverallDesign Requirements)

Appendix K has been updated to reflect the requirements of the Board with regard to design development and now takes the form of Part 1 and Part 2, explained as follows:

Part 1 represents the minimum information that is required to be agreed with the Board in advance of FBC. A milestone requirement for FBC is planning approval (gained by the Contractor) and therefore the design development programme of the Contractor (to be submitted with Final Bids) is to provide for the necessary information to allow full planning to be sought and gained. In this regard it is acknowledged that the required information of the Contractor's design development programme may therefore include items in addition to those listed in the under noted Part 1.

Part 2 is the original Appendix K requirement, with some additions. This represents the minimum design information requirements of the Board. Design development programmes for the project (to be submitted with Final Bids) require to include for the provision of all of the listed information/items for all areas of the project.

PART 1 - Information to be completed by the Contractor and agreed (where relevant) with the Board in advance of FBC:

Generally
Contractors Proposals Report: A full and comprehensive response to the Employer's Requirements clearly demonstrating compliance. **Full Production Information:** Drawings as required by SGHD to achieve Full Business Case, including FPI of the drawings listed in this Appendix K. **Specifications:** Full NBS specifications.
Architectural (including landscaping, fire and acoustics)
Location Plan 1:1250 **Existing Site Plan(s) 1:500** Indicating the following information; • Reference Datum Point for levels • Building Lines • Existing buildings, trees, hedges surface materials • Existing levels • Existing services and drainage • Dotted outline of new buildings • Principal Setting out lines

- Extent of Contractor's compound, fencing etc
- Contractor's site access
- Areas identified for stockpiling topsoil, turf, spoil etc
- Positions and references of trial holes, borings etc
- Site Boundary

Site Plan as proposed 1:500;

Indicating the following information;

- Site Boundary
- Existing buildings, trees, hedges to be retained
- Existing level or features to be retained
- New Buildings indicated referencing entrances and exits
- New roads, pavings, fire paths, hard landscaping etc
- New levels
- Outline of/or reference to soft landscaping proposals
- Reference grid including principal setting out lines
- Manhole covers, gulley gratings, service covers, underground ducts etc
- Lamp standards and lighting bollards

Setting Out Plans 1:500/1:200;

Indicating the following information;

- Setting out dimensions/coordinates for the new building perimeter, roads, pavings, fire paths, hard landscaping etc related back to reference grid.

General Arrangement Floor and Roof Plans 1:100/1:50;

Indicating the following information;

- Reference grid
- Structural columns and walls
- Lifts, ducts, staircases
- Windows, internal partitions, doors
- Room names and numbers
- Key section references
- Roof falls
- Plant equipment in outline
- Ridges, hips, eaves, parapets, gutters etc

General Arrangement Elevations 1:100/1:50;

Indicating the following information;

- Existing Ground Level/Finished ground level
- Floor levels
- Reference grid
- Walls ,doors , windows
- Roof structures
- Cladding/panel materials
- Movement joints
- Rainwater pipes , soil and vent pipes
- Outline of adjoining buildings

General Arrangement Sections 1:100/1:50;

Indicating the following information;

- Floor and roof construction
- Walls and windows
- Internal walls/partitions
- Floor to Floor heights
- Basements
- Service voids

Key Elevations for Special Areas 1:50 e.g. Main Entrances, Ward Tower, Junctions of Key Building Materials;

Indicating the following information;

- Components – cross referencing detail drawings
- Glazing and panel materials, blinds , louvers, opening windows etc
- Positioning or setting out of critical joints in materials

Fire Drawings 1:50;

Indicating the following information;

- Location of all fire compartment and sub compartment walls
- Location of fire stops in ceiling voids
- Areas with fire resisting sealed ceiling
- Fire doors including their fire rating and whether self closing
- Fire fighting equipment i.e. extinguishers , hosereels, fire blankets, dry riser inlets and outlets
- Fire lifts
- Reference to details

Internal Plan Drawings 1:50; (in relation to the departmental layouts issued with the ITPD exemplar, Appendix I)

Indicating the following information;

- Reference to structural grid
- Columns and structural walls, lift shafts, movement joints
- Changes in floor level
- External wall and window construction, window cills. Walls and openings – setting out dimensions.
- Internal glazed screen types and setting out
- Staircase plans – setting out
- Staircase and lift numbers
- Partitions and duct enclosures – positions and openings
- Doors – positions and swings, fire resistance and self closure
- Sanitary fittings, sizes and positions
- IPS sizes and positions
- Fixed mechanical and electrical equipment – types in outline
- Fixed fire fighting equipment – size and position
- Fire protection and means of escape requirements
- Access to crawlways, ducts, subways and trenches, plant etc
- Layout of lift pit, access ladders, stair/lift shaft smoke vents and lift motor room
- Fixed joinery and hardware
- Ceiling layouts incorporating all ceiling services and access requirements
- Wayfinding/Signage drawings indicating size and position
- Rainwater pipes, soil and vent pipes – dimensional position
- Reference to details through external walls, load bearing walls, window/door jambs, heads etc
- Cavity Barriers
- Internal finishes – floor, ceiling, walls (at 1:200/1:100)
-

~~**Detailed Roof Plan(s) 1:50;**~~

~~Indicating the following information;~~

- ~~Reference Grid~~
- ~~Levels and finishes types~~
- ~~Movement Joints~~
- ~~Roof pavings~~
- ~~Falls~~
- ~~Parapets, copings~~
- ~~Flashings, gutters and outlets~~
- ~~Handrails, changes in level, ladders and steps~~
- ~~Fire separation walls above or within the roof~~
- ~~Fire protections and means of escape requirements across or through roof~~
- ~~Roof lights~~
- ~~Enclosures for fire equipment or plant~~
- ~~Vent terminals, drainage vent pipes, flues, lightening protection, aerials~~
- ~~Fixed equipment above roof (i.e. window cleaning apparatus)~~
- ~~Fixed mechanical and electrical equipment and plant above roof~~

- ~~Reference to details through eaves, ridges, balconies etc~~
- ~~__~~

~~Detailed Sections 1:20/1:10;~~

~~Indicating the following information;~~

- ~~Window cill and head heights~~
- ~~Balconies~~
- ~~Roof construction and finish, drainage falls~~
- ~~Eaves, parapets, gutters etc~~
- ~~Rooflights, louvers, shading devices~~
- ~~Lift pits~~
- ~~Basement construction and tanking~~
- ~~Damp proof coursing and membranes~~
- ~~Partitions and doors – heights and junctions~~
- ~~Datum for levels~~
- ~~Existing ground/finishes ground level~~
- ~~Reference to structural grid~~
- ~~Floor to floor heights~~
- ~~Suspended ceiling heights and profiles~~
- ~~Movement joints~~
- ~~Slab/beam construction~~
- ~~Cavity Barriers~~

~~Staircase and Lift Details 1:50/1:20;~~

~~Indicating the following information;~~

- ~~Reference to structural grid~~
- ~~Setting out of treads risers , landings and relationship to structure, external wall, ceilings~~
- ~~Lines of nosings with setting out dimensions to individual stair flights, landings and stairwell~~
- ~~Non slip inserts or safety nosings etc~~
- ~~Handrails~~
- ~~Balustrades and fixings – setting out~~
- ~~Reference to details~~
- ~~Pit Details~~
- ~~__~~

~~Detail Drawings 1:5;~~

~~As required to sufficiently indicate key construction details.~~

~~All 1:50 Room Layouts and RDS agreed with the Board~~

Fully loaded 1:50 Room Layouts and RDS (1:50s and RDS incl M&E/environmental) to be agreed with the Board for every room included in Appendix E and Appendix J of Volume 2/1.

Services Systems	
1.	All of the items included for the original (Stage 0) main tender return~~stage one~~ with any proposed variations highlighted.
2.	Detailed program of Information release
3.	All work to complete outline, detailed, final proposal stages.
4.	All input required for Detailed Planning and Building Regulation Compliance.
5.	CLG Approved National Calculation Methodology Tool Compliance report on SPP6 and PAN84.
6.	Full Dynamic modelling of the Building Environment
7.	Provision of condensation analysis for each element of the building
8.	Provision of comprehensive engineering solutions for the Mechanical, Public Health, Medical Gases, Electrical and Lift services solutions including: • Design Calculations • Detailed Design Drawings for all elements of the works (1:100~~ and 1:50~~); • Detailed Specifications for all elements of the works; • Detailed Plant schedules for all elements of the works; • Construction drawings for all elements of the works (1:100~~ and 1:50~~); • ~~Manufacturer's drawings for all elements of the works (1:20 and 1:50)~~; • Working drawings including: • ~~General layout drawings of the complete works (1:50)~~; • ~~Builders work drawings (1:50)~~: • ~~Detailed I~~Layouts showing the location of all equipment including cable, cable tray, conduit, trunking in switchrooms and plant rooms (1:200); ~~•Assembly drawings of all factory built equipment and site built assemblies (1:20 and 1:50);~~ • System diagrams and circuit wiring diagrams for all installations and equipment (A1 to ensure legibility); ~~•Multi-trade co-ordination drawings (1:20);~~ • Plantroom layout drawings (1:200); and • Co-ordination sections at key "pinch" points (1:5~~2~~0).
9.	Commissioning settings for all elements of the works, including microbiological testing proposals for operating theatres and specialist ventilation.
10.	Risk assessments and detailed design statement in accordance with CDM.
11.	Lift Installation proposals
12.	

13.	Issue of Co-ordination drawings to demonstrate compliance with health documents and integration of services within the building fabric and structural solution.
14.	Acoustic report indicating solutions proposed for all elements of the works
15.	Issue of fully integrated Asset management system for all elements of the works
16.	~~Fully integrated as fitted drawings for all elements of the works.~~
17.	~~Fully integrated as operation and maintenance manuals for all elements of the works~~
18.	~~Fully integrated Planned Preventative Maintenance System.~~
19.	~~Completion of all testing and system warranty documentation~~
20.	~~Building leakage testing~~
21.	~~Server room air integrity test certificates~~
22.	~~Building Log Book~~
23.	~~Building user guides~~
24.	Confirmation that the design fully complies with the requirements of the Employers Requirements, M&E appendices 1 to 6, all HTM's, HBN's, SHTM's and current legislation. Proposals for environmental proving of all systems .

Civils and Structural
General External Infrastructure Works ***Documents*** Schedule of Information that will be passed to NHS GG&C on completion of the works in respect of roads and drainage works ***Drawings*** Detailed 1:500 scale Phasing plans / temporary works plans for the implementation of roads and drainage infrastructure linked to programme **Roads** **Documents** Stage 1 and Stage 2 Road Safety Audit Specification for Roads and Hardstandngs **Drawings** *1:500 scale plans showing:-* Curve Radii Corner Radii Swept Path analysis on bus routes and service accesses Pedestrian Crossings Footways, Cycleways, Cycletracks Carriageway, footway and cycleway widths Car Parking arrangements with distribution of spaces and use identified Areas of differing Carriageway Construction Traffic Signs and Road Markings Kerbing Layouts Roads Drainage system All crossfalls, supereleveation and cambers Indicative Signalised layouts at external roads *Typical Sections and details to appropriate scale showing:-* Carriageway Construction Capping provision Footway / Cycleway Construction Pedestrian Crossing point arrangements

Kerb Types

Drainage

Documents

Flood Risk Assessment, undertaken by the Contractor but in the ownership of NHS GG&C.

Flood Risk Strategy

Drainage Management Strategy.

Deliverables for these reports as per Employers Requirements

Drainage maintenance schedule

Correspondence from SEPA confirming the Agency's approval/support of :-
SUDS Strategy
Flood Risk Assessment
Proposals for discharge to the watercourse
Proposals for re-alignment of the watercourses

Correspondence from Scottish Water confirming the Authority's approval/support of :-
Proposed discharge to the public drainage system

Correspondence from Glasgow City Council confirming the Council's approval/support of :-
Flood Risk Assessment
Flood Risk Management Strategy

Calculations for the whole sewerage system.

Calculations in support of the upgrading of culverts in the site

Specification for Drainage works, including proposals for the treatment of existing redundant drainage.

Drawings

1:1250 (or greater) plans showing :-
Drainage provision in support of SUDS and Drainage Strategy

1:500 scale plans showing:-
Culvert upgrading drawings
Amendments to the public sewerage system
Layout of roads and buildings
Layout of sewers, outfalls, underground storage, and SUDS features
Long sections showing proposed levels, existing ground levels, together with chambers, chainages, gradients, pipe sizes, pipe materials, and SUDS features
Structures or trees which are, or shall be, greater than 10m high within 10m of proposed

drainage.

Long sections should be to an exaggerated scale, with the horizontal scales the same as the plan

Details

Chamber Details
Pipe Bedding Details

Traffic Management Strategy

Written statement on maintaining access, Public Transport, Pedestrian flow, Ambulance access/routes, Public Safety including any proposals for the promotion of Traffic Regulation Orders.

Acute Adults & Children's Hospital, Car Parks, Laboratory Building and Energy Centre

Documents

Design Philosophy Statement taken from initial bid and expanded through to and agreed at FBC. Specific design detail should include information on:

- Loadings
- Imposed Movements
- Performance Requirements
- Construction Implications
- Design Interfaces
- Materials

In addition to initial bid document, the Design Philosophy Statement should include:

6. Modelling and Analysis
6.1 Description of overall structural behaviour
6.2 Description of modeling, analysis and design
6.3 Methods of design covering e.g. foundations, retaining walls, slabs, columns, staircases.
7. Calculations
7.1 Sample calculations undertaken
7.2 Software used
7.3 Standard details
8. Checking

Drawings

For FBC drawings should be developed that reflect the equivalent of RIBA Stage E~~F~~, Tender Status as a minimum. ~~Drawings status enable a robust cost to be agreed with Client.~~

Specifications

Full Tender Status specifications are required.

Further Site Investigations.

Detail any further site investigations proposed.

Unknowns

Method/strategy for advising of site unknowns encountered to Client, e.g. hospital waste (buried).

~~**Sub-Contracts**~~

~~List of major works to be sub-contracted.~~

PART 2 - Information to be completed by the Contractor and agreed (where relevant) with the Board in relation to the Works ~~advance of FBC~~:

Generally
Contractors Proposals Report: A full and comprehensive response to the Employer's Requirements clearly demonstrating compliance. **Full Production Information:** Drawings as required by SGHD to achieve Full Business Case, including FPI of the drawings listed in this Appendix K. **Specifications:** Full NBS specifications.
Architectural (including landscaping, fire and acoustics)
Location Plan 1:1250 **Existing Site Plan(s) 1:500** Indicating the following information; • Reference Datum Point for levels • Building Lines • Existing buildings, trees, hedges surface materials • Existing levels • Existing services and drainage • Dotted outline of new buildings • Principal Setting out lines • Extent of Contractor's compound, fencing etc • Contractor's site access • Areas identified for stockpiling topsoil, turf, spoil etc • Positions and references of trial holes, borings etc • Site Boundary

Site Plan as proposed 1:500;

Indicating the following information;

- Site Boundary
- Existing buildings, trees, hedges to be retained
- Existing level or features to be retained
- New Buildings indicated referencing entrances and exits
- New roads, pavings, fire paths, hard landscaping etc
- New levels
- Outline of/or reference to soft landscaping proposals
- Reference grid including principal setting out lines
- Manhole covers, gulley gratings, service covers, underground ducts etc
- Lamp standards and lighting bollards

Setting Out Plans 1:500/1:200;

Indicating the following information;

- Setting out dimensions/coordinates for the new building perimeter, roads, pavings, fire paths, hard landscaping etc related back to reference grid.

General Arrangement Floor and Roof Plans 1:100/1:50;

Indicating the following information;

- Reference grid
- Structural columns and walls
- Lifts, ducts, staircases
- Windows, internal partitions, doors
- Room names and numbers
- Key section references
- Roof falls
- Plant equipment in outline
- Ridges, hips, eaves, parapets, gutters etc

General Arrangement Elevations 1:100/1:50;

Indicating the following information;

- Existing Ground Level/Finished ground level
- Floor levels
- Reference grid
- Walls ,doors , windows
- Roof structures
- Cladding/panel materials
- Movement joints
- Rainwater pipes , soil and vent pipes
- Outline of adjoining buildings

General Arrangement Sections 1:100/1:50;

Indicating the following information;

- Floor and roof construction
- Walls and windows
- Internal walls/partitions
- Floor to Floor heights
- Basements
- Service voids

Key Elevations for Special Areas 1:50 e.g. Main Entrances, Ward Tower, Junctions of Key Building Materials;

Indicating the following information;

- Components – cross referencing detail drawings
- Glazing and panel materials, blinds , louvers, opening windows etc
- Positioning or setting out of critical joints in materials

Fire Drawings 1:50;

Indicating the following information;

- Location of all fire compartment and sub compartment walls
- Location of fire stops in ceiling voids
- Areas with fire resisting sealed ceiling
- Fire doors including their fire rating and whether self closing
- Fire fighting equipment i.e. extinguishers , hosereels, fire blankets, dry riser inlets and outlets
- Fire lifts
- Reference to details

Internal Plan Drawings 1:50;

Indicating the following information;

- Reference to structural grid
- Columns and structural walls, lift shafts, movement joints
- Changes in floor level
- External wall and window construction, window cills. Walls and openings – setting out dimensions.
- Internal glazed screen types and setting out
- Staircase plans – setting out
- Staircase and lift numbers
- Partitions and duct enclosures – positions and openings
- Doors – positions and swings, fire resistance and self closure
- Sanitary fittings, sizes and positions
- IPS sizes and positions
- Fixed mechanical and electrical equipment – types in outline
- Fixed fire fighting equipment – size and position
- Fire protection and means of escape requirements
- Access to crawlways, ducts, subways and trenches, plant etc
- Layout of lift pit, access ladders, stair/lift shaft smoke vents and lift motor room
- Fixed joinery and hardware
- Ceiling layouts incorporating all ceiling services and access requirements
- Wayfinding/Signage drawings indicating size and position
- Rainwater pipes, soil and vent pipes – dimensional position
- Reference to details through external walls, load bearing walls, window/door jambs, heads etc
- Cavity Barriers
- Internal finishes – floor, ceiling, walls (also to be provided at 1:200/1:100)

Detailed Roof Plan(s) 1:50;

Indicating the following information;

- Reference Grid
- Levels and finishes types
- Movement Joints
- Roof pavings
- Falls
- Parapets, copings
- Flashings, gutters and outlets
- Handrails, changes in level, ladders and steps
- Fire separation walls above or within the roof
- Fire protections and means of escape requirements across or through roof
- Roof lights
- Enclosures for fire equipment or plant
- Vent terminals, drainage vent pipes, flues, lightening protection, aerials
- Fixed equipment above roof (i.e. window cleaning apparatus)
- Fixed mechanical and electrical equipment and plant above roof
- Reference to details through eaves, ridges, balconies etc

Detailed Sections 1:20/1:10;

Indicating the following information;

- Window cill and head heights
- Balconies
- Roof construction and finish, drainage falls
- Eaves, parapets, gutters etc
- Rooflights, louvers, shading devices
- Lift pits
- Basement construction and tanking
- Damp proof coursing and membranes
- Partitions and doors – heights and junctions
- Datum for levels
- Existing ground/finishes ground level
- Reference to structural grid
- Floor to floor heights
- Suspended ceiling heights and profiles
- Movement joints
- Slab/beam construction
- Cavity Barriers

Staircase and Lift Details 1:50/1:20;

Indicating the following information;

- Reference to structural grid
- Setting out of treads risers , landings and relationship to structure, external wall, ceilings
- Lines of nosings with setting out dimensions to individual stair flights, landings and stairwell
- Non-slip inserts or safety nosings etc
- Handrails
- Balustrades and fixings – setting out
- Reference to details
- Pit Details

Detail Drawings 1:5;

As required to sufficiently indicate key construction details.

~~All~~Fully loaded 1:50 Room Layouts and RDS (1:50s and RDS incl M&E/environmental) to be agreed with the Board for every room.

Services Systems	
1.	All of the items included for stage one with any proposed variations highlighted.
2.	Detailed program of Information release
3.	All work to complete outline, detailed, final proposal stages.
4.	All input required for Detailed Planning and Building Regulation Compliance.
5.	CLG Approved National Calculation Methodology Tool Compliance report on SPP6 and PAN84.
6.	Full Dynamic modelling of the Building Environment
7.	Provision of condensation analysis for each element of the building
8.	Provision of comprehensive engineering solutions for the Mechanical, Public Health, Medical Gases, Electrical and Lift services solutions including: • Design Calculations • Detailed Design Drawings for all elements of the works (1:100 and 1:50); • Detailed Specifications for all elements of the works; • Detailed Plant schedules for all elements of the works; • Construction drawings for all elements of the works (1:100 and 1:50); • Manufacturer's drawings for all elements of the works (1:20 and 1:50); • Working drawings including: • General layout drawings of the complete works (1:50); • Builders work drawings (1:50): • Detailed layouts showing the location of all equipment including cable, cable tray, conduit, trunking in switchrooms and plant rooms (1:20); • Assembly drawings of all factory built equipment and site built assemblies (1:20 and 1:50); • System diagrams and circuit wiring diagrams for all installations and equipment (A1 to ensure legibility); • Multi-trade co-ordination drawings (1:20); • Plantroom layout drawings (1:20); and • Co-ordination sections at key "pinch" points (1:20).
9.	Commissioning settings for all elements of the works, including microbiological testing proposals for operating theatres and specialist ventilation.
10.	Risk assessments and detailed design statement in accordance with CDM.
11.	Lift Installation proposals
12.	Issue of Co-ordination drawings to demonstrate compliance with health documents and integration of services within the building fabric and structural solution.
13.	Acoustic report indicating solutions proposed for all elements of the works
14.	Issue of fully integrated Asset management system for all elements of the works

15.	Fully integrated as fitted drawings for all elements of the works.
16.	Fully integrated as operation and maintenance manuals for all elements of the works
17.	Fully integrated Planned Preventative Maintenance System.
18.	Completion of all testing and system warranty documentation
19.	Building leakage testing
20.	Server room air integrity test certificates
21.	Building Log Book
22.	Building user guides
23.	Confirmation that the design fully complies with the requirements of the Employers Requirements, M&E appendices 1 to 6, all HTM's, HBN's, SHTM's and current legislation.
24.	Proposals for environmental proving of all systems .

Civils and Structural

General External Infrastructure Works

Documents

Schedule of Information that will be passed to NHS GG&C on completion of the works in respect of roads and drainage works

Drawings

Detailed 1:500 scale Phasing plans / temporary works plans for the implementation of roads and drainage infrastructure linked to programme

Roads

Documents

Stage 1 and Stage 2 Road Safety Audit
Specification for Roads and Hardstandngs

Drawings

1:500 scale plans showing:-
Curve Radii
Corner Radii
Swept Path analysis on bus routes and service accesses
Pedestrian Crossings
Footways, Cycleways, Cycletracks
Carriageway, footway and cycleway widths
Car Parking arrangements with distribution of spaces and use identified
Areas of differing Carriageway Construction
Traffic Signs and Road Markings
Kerbing Layouts
Roads Drainage system
All crossfalls, supereleveation and cambers
Indicative Signalised layouts at external roads

Typical Sections and details to appropriate scale showing:-
Carriageway Construction
Capping provision
Footway / Cycleway Construction
Pedestrian Crossing point arrangements
Kerb Types

Drainage

Documents

Flood Risk Assessment, undertaken by the Contractor but in the ownership of NHS GG&C.

Flood Risk Strategy

Drainage Management Strategy.

Deliverables for these reports as per Employers Requirements

Drainage maintenance schedule

Correspondence from SEPA confirming the Agency's approval/support of :-
SUDS Strategy
Flood Risk Assessment
Proposals for discharge to the watercourse
Proposals for re-alignment of the watercourses

Correspondence from Scottish Water confirming the Authority's approval/support of :-
Proposed discharge to the public drainage system

Correspondence from Glasgow City Council confirming the Council's approval/support of :-
Flood Risk Assessment
Flood Risk Management Strategy

Calculations for the whole sewerage system.

Calculations in support of the upgrading of culverts in the site

Specification for Drainage works, including proposals for the treatment of existing redundant drainage.

Drawings

1:1250 (or greater) plans showing :-
Drainage provision in support of SUDS and Drainage Strategy

1:500 scale plans showing:-
Culvert upgrading drawings
Amendments to the public sewerage system
Layout of roads and buildings
Layout of sewers, outfalls, underground storage, and SUDS features
Long sections showing proposed levels, existing ground levels, together with chambers, chainages, gradients, pipe sizes, pipe materials, and SUDS features
Structures or trees which are, or shall be, greater than 10m high within 10m of proposed drainage.

Long sections should be to an exaggerated scale, with the horizontal scales the same as the plan

Details

Chamber Details
Pipe Bedding Details

Traffic Management Strategy

Written statement on maintaining access, Public Transport, Pedestrian flow, Ambulance access/routes, Public Safety including any proposals for the promotion of Traffic Regulation Orders.

Acute Adults & Children's Hospital, Car Parks, Laboratory Building and Energy Centre

Documents

Design Philosophy Statement taken from initial bid and expanded through to and agreed at FBC. Specific design detail should include information on:

- Loadings
- Imposed Movements
- Performance Requirements
- Construction Implications
- Design Interfaces
- Materials

In addition to initial bid document, the Design Philosophy Statement should include:

6.	Modelling and Analysis
6.4	Description of overall structural behaviour
6.5	Description of modeling, analysis and design
6.6	Methods of design covering e.g. foundations, retaining walls, slabs, columns, staircases.
9.	Calculations
9.1	Sample calculations undertaken
9.2	Software used
9.3	Standard details
10.	Checking

Drawings

For FBC drawings should be developed that reflect the equivalent of RIBA Stage F, Tender Status as a minimum. Drawings status enable a robust cost to be agreed with Client.

Specifications

Full Tender Status specifications are required.

Further Site Investigations.

Detail any further site investigations proposed.

Unknowns

Method/strategy for advising of site unknowns encountered to Client, e.g. hospital waste (buried).

Sub-Contracts

List of major works to be sub-contracted.

PROJECT STEERING GROUP: 27th July 2010

ACTION NOTE

Present:

Alan Seabourne (AS)	Alan McCubbin (AMc)	Ross Ballingall (RB)	Neil Murphy (NM)
Douglas Ross (DR)	David Bower (DB)	Darren Pike (DP)	Peter Moir (PM)
Paul Serkis (PM)	Liane McGrath (LM) (notes)		

Apologies:

	Ed McIntyre (EM)	Tim Bicknell (TB)	Steve Pardy (SP)
Andrew Percival (AP)	David Hall (DH)		

Item No	Item	Discussion/Information	Action	Action by Whom
1.	Action Note from PSG (22/06/2010)	Accepted as accurate record subject to the following changes: - Page one, Community Benefits paragraph four: 'Olympics' should be replaced with 'Commonwealth Games'. - Page 3, Medical Advances paragraph two: 'AGV' to be removed.	Update previous notes	LM
2.	Matters Arising			
	• FBC	PS confirmed that he received an updated FBC tracker from Mark Baird. AS confirmed that PS could issue this to BCL.	FBC tracker to be issued to BCL	PS
		AS noted that a meeting to discuss FBC and the Gateway review would be arranged so all involved could go through the process in detail. The FBC will go to the Board on the 26th October; the Board members will need site of the FBC prior to it formally being taken to the Board meeting.	-	-
	• Project Supervisor	AS advised that Capita Symonds, the Board's Project Supervisor, have provided their first report noting that the site is working well. In future a summary from this report will be added to the Monthly Progress Report and for discussion at this meeting.	-	-
		PS confirmed that an introductory meeting between BCL and Capita Symonds has taken place and enquired as to whether Capita would be fulfilling an 'Independent Certifier' role. RB noted that the Capita role would be extended beyond the traditional Independent Certifier role. PM agreed to send PS the Capita appointment documents which will outline their brief.	Project Supervisor appointment document to be sent to PS	PM
	• Existing Site Services	PM advised that due to a lack of historical information on site services a survey has been instructed. The survey will begin on the 28th July and will consist of two parts, firstly gas main tracking and secondly mapping around the perimeter of the site using ground penetrating radar. Sam Suddese and Paul McGuiness are involved in this process. PM requested that he be advised is any other information is required on the site.	-	-

Item No	Item	Discussion/Information	Action	Action by Whom
	• Migration of services to new hospitals	AS noted that discussions are required on the plan for moving services into the Adult and Children's hospitals. Currently, plans have been formed to move services into the Children's hospital first, however further consideration of this is needed. Operational issues around the migration on to the site need to be reviewed.	-	-
		The movement of services to the Children's hospital is reliant on space for Medical staff, it may be possible to bring the Outpatient building on at the same time and provide temporary medical staff accommodation there. Following this the move to the Adult hospital can be planned.	-	-
		AS noted that the duration of the moves will need to be defined and BCL will be involved in this planning in due course. M&E will also be involved once options are drafted. PS noted that lessons learned from the Birmingham hospital project can be shared.	-	-
	• Cash flow	PS has taken an initial view of stage 3 cash flow to assess if anything can be moved to alleviate some of the current pressures and needs to conclude this. PS advised that he has drafted a paper in principle on working areas and agreed to send this to AS.	Paper in principle to be sent to AS	PS
		PS has mapped out activity for Nov 10 – Mar 11 and has compared the activity begin carried out against the activity originally planned. AMc queried when cash flows would be available. PS advised that individual cash flows are currently being reviewed, including a look at what may be tipped into April 2011. The original cash flows were set against a standard s-curve; however the actual cash flows are now being reviewed against the programme.	-	-
		PS will issue initial high level figures by the end of the week and cash flows will be discussed at the next commercial meeting.	Initial figures on cash flow to be distributed by end of the week.	PS
	• SAS	AS noted that the helipad site is due to be moved in March 2011, it is likely that the interim heliport will be based at the Thales site, the construction of the helipad on the roof of the Adult hospital will continue to be considered.	-	-
	• Scottish Water	PM advised that the District Valuers report is due by the end of this week, once this is received legal process can be commenced.	-	-
	• Parking Plans (Construction)	PS advised that the additional submission to respond to the matters specified has been drafted. The Ogilvie site has been looked at as a potential parking solution. BCL are currently working towards confirming the plans.	-	-

Item No	Item	Discussion/Information	Action	Action by Whom
	• Food Waste System	AS noted that EM previously agreed to organise a visit to an anaerobic digestion facility in Cumbernauld. AS noted that once this visit had taken place the Steering Group would be updated.	EM to confirm date of visit to view a food waste system in operation.	EM
		DP advised that technical deigns were being put together on managing the food waste from the site, once these have been assessed DP will issue so the potential benefits of each can be reviewed. AS noted that Karen Connelly should be included in these discussions.	-	-
	• Community Benefits	AS noted that Mike Baxter had advised the benefits section within the FBC will be a prominent issue.	-	-
		PS advised that various community benefit activities and discussions have been taking place and highlighted the following points: - Feedback from the 'Meet the Buyers' event had been positive. - Interviews for the BCL Community Benefits Officer role are ongoing. This is a full time position as there are many elements to the role. - PS has met with Youth Build Action for Children who have a number of ongoing activities taking place. This organisation can also arrange to fund half of the salary and training costs for young people taken on by companies for the first 6 months of employment, with a view to the company keeping the employee on afterwards. - Construction Skills also have access to funding that could be explored. Rosh Campbell from GSWRA and BCL are set to meet to discuss these options further. - PS has met the principle of Cardonald College, the college is currently upgrading their life science labs and are in discussions with NHS GGC re opportunities for students to find employment within the new Laboratories. - PS has been reviewing corporate sponsorship options and linking with local schools. - A training centre on site will be set up, this will include a training/induction room and area where people can come in and discuss employment opportunities.	-	-
		AS noted that all of this activity needs to be captured and noted at PRG. PS agreed to send a summary of activity to AS.	Summary of Community Benefit activity to be sent to AS	PS
	• Programme Review	DB advised that the sub-station design would be completed at the end of July; following this the warrant application would be submitted. The warrant outcome should be returned in 8 weeks which will give a start date for construction as early October. Following this schedule the sub-station will be ready for Scottish Power by the 21st February 2011.	-	-

Item No	Item	Discussion/Information	Action	Action by Whom
		PS noted that who ever takes on the design of the car park will need to take the sub-station design into consideration. The sub-station design has been enhanced to make this as process as smooth as possible. Hypostyle have been working with WSP on the throughout the design process. A meeting to discuss car park 2 has been scheduled for this Thursday.	-	-
	• Stage 2	NM reported that stage 2 design development meeting had taken place and was progressing well. Issues including the impact the overhang may have on daylight and the discharge lounge had been worked through. PM noted that the change in level from the ground floor to the discharge area had also been noted; NM confirmed that work is ongoing to assess ramp access in this area. AS advised that a meeting had taken place to discuss the AGV parking issue on each floor, potential solutions had been drafted and look positive. A final solution is being progressed towards and drawings are being marked up.	-	-
	• GCC Planning Update	NM advised that 18 of the matters specified conditions remained outstanding from the original 34. Jim Miller has met with Blair Greenock and Jim Patrick to discuss the energy centre and further meetings will be arranged. NM noted the importance of keeping dialogue open with the planners. Sample panels have been sent to Darren Smith for review, these will also be passed to AS and the planners.	-	-
	• A&DS Planning Update	NM noted that the review was completed on Friday.	-	-
		AS advised that Jim Miller, Blair Greenock and Jim Patrick had noted disappointment with the turn out to the neighbourhood liaison meeting. AS has advised that this meeting was an additional event to the original planning schedule. The planners have noted that a drop in centre the community could use to communicate with the project team would be useful, AS is currently reviewing potential options for this. The use of Elder Park Library may be one solution, space has previously been offered here and this could be used to display communications and contact cards etc. PS added that a comments book could also be placed here as this worked well on previous projects. AS also noted that it may be useful to have an area in the planning department foyer to display communications. The options will be reviewed further.	Location for drop in area to be identified	AS
	• Fire Strategy	DP reported that a meeting to discuss the energy centre had taken place; the NHS Fire Officer has been included in discussions. PM enquired as to what impact a positive response from Scottish Buildings Standards will have on Building Control. NM advised that Scottish Building Standards will only give an opinion, not a final decision, and Building Control may or may not take this into account.	-	-

Item No	Item	Discussion/Information	Action	Action by Whom
	• Appendix K	PM noted that the timescale for the appendix K programme is finite and additional time pressures will be evident as the Labs RDD process begins. NM advised that a proposal to intertwine the scheduled user group meetings with workshops focusing on specific elements (e.g. locking strategy) has been drafted. This would mean that drawings could be finalised at the end of the workshops and the process could be streamlined. PM noted that carrying out the process across two levels, design and materials, would be time consuming and that this proposal may be the best way forward. DP agreed to forward the proposed schedule to PM. PM enquired as to when the majority of the appendix K programme would be finished, SP advised that the majority from an M&E point of view should be complete by mid August with final completion early September. PM noted that it may be beneficial to limit the number of standard meetings during this period so the appendix K process could be concentrated on.	- Proposed schedule of workshops to be issued to PM -	- DP -
	• Schedules of Accommodation	NM noted that some small areas have been moved around, however, these moves are now levelling off. The AGV issues have caused a few movements. PM noted that on some drawings areas of 'extra space' were noted, this has been discussed with Emma White noting that a cost will be attached to this and therefore if possible some areas should be reformatted to use this space, e.g. linen store will be relocated from the ground floor. PS advised that he is keen to look at the overall measures to identify any pinch points and to understand the source of any change. AS again repeated that through the whole process the 1:200 teams balanced off additions and subtractions and this was confirmed by the QS at 1:200 meetings. It is then up to the architects to design plant and communication space efficiently to stay with agreed plans.	- - -	- - -
3.	Monthly Project Report	PS advised that he would distribute the Monthly Project Report and highlighted the following main points for noting: • The Laboratories site is progressing well and adverse weather has not been a major issue. • There had been no RIDDORs or significant injuries reported however there had been one minor injury. • The occupational health service is currently reviewing staff health questionnaires. • Basement pours are ongoing, vertical levels between ground and level 1 are going up and piling works continues.	Monthly Project Report to be distributed	PS

Item No	Item	Discussion/Information	Action	Action by Whom
		AS stressed the high importance of BREEAM to the Gateway review. Following discussions with Susan Logan it seems achieving an 'Excellent' rating is unlikely and a 'Very Good' level should be aimed for at this stage. The BREEAM meeting last week set out exactly what evidence is required for the review. All evidence needs to be forwarded to Susan Logan within the next two weeks; following this an Interim Design Certificate Review meeting will be scheduled. AS advised that all evidence will need to be presented to the Board along with the rating, they will then decide if further investment to increase the rating is required.	BREEAM evidence to be sent to Susan Logan	As appropriate
4.	Identification of Strategic Drivers for next quarter	RB advised that the main strategic driver for the next quarter is the FBC. AS noted that, once back from annual leave, Heather Griffin will be taking time out of other work to focus on collating and drafting the FBC submission. Sessions to review FBC will be organised in due course and BCL will be involved in the process.		
5.	AOCB	No other business was noted.		
6.	Date and Time of Next Meeting			
	The next Project Steering Group meeting would take place on Tuesday 31st August 2010, 3.30pm at the Site Offices.			ALL

Licensed copy from CIS: annie.cheung, Nightingale Associates, 22/10/2012, Uncontrolled Copy.

A single copy of this document is licensed to

annie.cheung

On

22/10/2012

This is an uncontrolled copy. Ensure use of the most current version of the document by searching the Construction Information Service.

Licensed copy from CIS: annie.cheung, Nightingale Associates, 22/10/2012, Uncontrolled Copy.

INFORMATION FOR USERS

Before using the content of this document, please read the following important information:-

The National Archives - copyright holder for the Department of Health - has notified us that since March 2011 the Department is NOT making its new information available in either PDF or conventional formats. However we have reached an agreement with the National Archives, on behalf of our subscribers, that we may reuse this new information.

We are making it available to you via relevant IHS information services, using facilities on the Space for Health website which enables us to collect the new information and present it as PDF documents. This PDF information is available via a number of series in each service.

You will have to make a decision about whether this information is sufficient for your organization's needs.

The National Archives has also advised us that neither they nor the Department of Health provide any warranties or guarantees as to the currency or status of archive ('superseded') documents and do not endorse their content. We provide access to current publications, and once we know that the Department of Health has archived a document we will remove it from the Service. We will continue to provide document histories of current Department of Health documents.

For further information, please contact:-

The IHS Customer Care team

Tel: 01344 328300
Email : customer.support@ihs.com

NHS Estates

HBN 23
Hospital accommodation for children and young people

Department of Health

ISBN 0-11-322496-6
9 780113 224968

www.tso.co.uk

efm-standards

Licensed copy from CIS: annie.cheung, Nightingale Associates, 22/10/2012, Uncontrolled Copy.

A52756968

DH INFORMATION READER BOX

Policy	**Estates**
HR / Workforce	Performance
Management	IM & T
Planning	Finance
Clinical	Partnership Working

Document Purpose	Best Practice Guidance		
ROCR Ref:		**Gateway Ref:**	1278
Title	HBN 23 Hospital accommodation for children and young people		
Author	NHS Estates		
Publication Date			
Target Audience	Project and design teams, estates directors and their staff, PFI consortia		
Circulation List	Department of Health libraries, House of Commons library, Strategic Health Authorities, UK Health Departments		
Description	Guidance on the design of a comprehensive children's unit		
Cross Ref	Improving the Patient Experience: Friendly healthcare environments for children and young people		
Superseded Docs	HBN 23 (1994 edition)		
Action Required	N/A		
Timing	**N/A**		
Contact Details	NHS Estates 1 Trevelyan Square Boar Lane Leeds LS1 6AE 0113 254 7070 nhs.estates@dh.gsi.gov.uk		
For Recipient's Use			

Licensed copy from CIS: annie.cheung, Nightingale Associates, 22/10/2012, Uncontrolled Copy.

HBN 23
Hospital accommodation for children and young people

Delivering Same Sex Accommodation – Review of Health Building Note Guidance

The Department of Health's Delivering Same-Sex Accommodation (DSSA) programme aims to all but eliminate mixed-sex accommodation from hospitals in England by 2010. Although DSSA is primarily an operational issue, the design and layout of healthcare facilities can help support the provision of same-sex accommodation. With this in mind, the Department's Health Building Note (HBN) series of publications has been reviewed against DSSA requirements.

Amendments have been made to this document at **paragraphs 2.70, 3.97 and 3.138**.

This review makes particular reference to the letter (PL/CNO/2009/2) from the Chief Nursing Officer and Director General NHS Finance, Performance and Operations at:
www.dh.gov.uk/en/Publicationsandstatistics/Lettersandcirculars/Professionalletters/Chiefnursingofficerletters/DH_098894

Full details of the DSSA programme are at:
www.dh.gov.uk/en/Healthcare/Samesexaccommodation/index.htm

Licensed copy from CIS: annie.cheung, Nightingale Associates, 22/10/2012, Uncontrolled Copy.

Published by TSO (The Stationery Office) and available from:

Online

www.tso.co.uk/bookshop

Mail, Telephone, Fax & E-mail

TSO
PO Box 29, Norwich NR3 1GN
Telephone orders/General enquiries 0870 600 5522
Fax orders 0870 600 5533
E-mail book.orders@tso.co.uk

TSO Shops

123 Kingsway, London WC2B 6PQ
020 7242 6393 Fax 020 7242 6394
68–69 Bull Street, Birmingham B4 6AD
0121 236 9696 Fax 0121 236 9699
9–21 Princess Street, Manchester M60 8AS
0161 834 7201 Fax 0161 833 0634
16 Arthur Street, Belfast BT1 4GD
028 9023 8451 Fax 028 9023 5401
18–19 High Street, Cardiff CF10 1PT
029 2039 5548 Fax 029 2038 4347
71 Lothian Road, Edinburgh EH3 9AZ
0870 606 5566 Fax 0870 606 5588

TSO Accredited Agents

(see Yellow Pages)

and through good booksellers

© Crown copyright 2004

Published with the permission of NHS Estates, an Executive Agency of the Department of Health, on behalf of the Controller of Her Majesty's Stationery Office.

Applications for reproduction should be made in writing to:

NHS Estates
1 Trevelyan Square
Boar Lane
Leeds
LS1 6AE.

ISBN 0-11-322496-6

First published 2004

Printed in the United Kingdom for The Stationery Office

Front cover photograph:
Outdoor play area, Bristol Royal Hospital for Children

Licensed copy from CIS: annie.cheung, Nightingale Associates, 22/10/2012, Uncontrolled Copy.

A52756968

Executive summary

This document replaces the previous Health Building Note (HBN) 23, 'Hospital accommodation for children and young people' (1994). It relates closely to the Hospital Services Standard (Department of Health, 2003), which specifically addresses concerns expressed by Professor Kennedy, in his report on the Bristol Royal Infirmary Inquiry, and by Sir Herbert Laming, in his report on the Victoria Climbié Inquiry. The main aim is to ensure that children are given the best possible care and treatment in an age-appropriate way and a suitable environment ("safe and well-suited to the age and stage of development of the child or young person"; Hospital Standard, Part Three, 2003).

Wherever possible, children should be able to receive most of their care and treatment in designated children's facilities. When building a new acute general hospital, project teams should adopt the principle of a "children's hospital within a hospital".

This HBN therefore describes what form a comprehensive unit would take and identifies best practice in the built environment from a child-centred perspective. It is primarily intended for new-builds and upgrades of existing facilities. Some services may be provided in other settings, and children may need to access facilities used predominantly by adults, but in all cases the facilities should be child-friendly.

It should be read in conjunction with the overarching guidance 'Friendly healthcare environments for children and young people' (NHS Estates, 2003), which identifies the core principles in providing a friendly environment for any child who accesses healthcare facilities, whether as a patient or as a visitor. It also incorporates the views and ideas of children and their parents.

The central considerations for planners and architects when designing healthcare facilities for children are alleviating fear and anxiety, maximising security and safety, reducing boredom, and creating a healing environment. In particular, the needs of adolescents require careful consideration. Facilities should also cater for parents and siblings, with suitable provision for overnight stay. These should include access to meals and relaxation, and must respect parents' privacy.

The design of the environment, including sensitive lighting, colour, sound attenuation, texture and materials, is essential to a child's immediate well-being, healing process and ultimate outcome. Sense-sensitive design is key, since children understand and navigate within their environment using the senses of sight, touch, hearing, taste and smell (see the overarching guidance for the guiding principles).

It is important to take into account the age of children and their stage of development; empower children in their respective environments; encourage close relationships with nature; include positive distractions such as music, art and entertainment; and avoid environmental stressors such as noise, unpleasant smells and adverse temperatures.

This guidance covers general functional and design considerations and provides detailed information on the specific design and engineering requirements for a children's unit. Included in the appendices are recommended room layouts and other ergonomic information, plus a comprehensive list of references.

Schedules of accommodation are included in Chapter 6. Departmental Cost Allowance Guides have been generated from these and will be published in Quarterly Briefing and on the NHS Estates website.

Licensed copy from CIS: annie.cheung, Nightingale Associates, 22/10/2012, Uncontrolled Copy.

A52756968

Acknowledgements

Acute External Working Group of the Children's National Service Framework (NSF)

Child Health Team, DH

Children's Taskforce

Judith Ellis, Nurse Executive Director, Great Ormond Street Hospital for Children

Carole Fry, Nursing Officer, Communicable Diseases, Department of Health (DH)

Ruth Haigh, Ergonomist

Steve Isaac, Architectural advisor, AHA Associates

Leela Kapila, Royal College of Surgeons

Roddy Macfaul, Consultant Paediatrician, Medical Advisor, Child Health Services

Richard Mazuch, Architectural advisor, Nightingale Associates

Lorraine Morris, Department for Education and Skills

Claire Phillips, Project Manager, Children's NSF

Tony Selman, Faber Maunsell Engineers

Fiona Smith, Adivsor in Children's Nursing, Royal College of Nursing

Jenni Thomas, Child Bereavement Trust

Rosie Tope, Health planning advisor, HERC Associates

Kathryn Tyson, Branch Head, Child Health and Maternity, DH

Staff from the following trusts:

Birmingham Children's Hospital NHS Trust
Blackburn Hyndburn and Ribble Valley Healthcare NHS Trust
Brighton Health Care NHS Trust
Chelsea and Westminster Healthcare NHS Trust
Great Ormond Street Hospital for Children NHS Trust
Manchester Children's Hospitals NHS Trust
Preston Acute Hospitals NHS Trust
Southern Derbyshire Acute Hospitals NHS Trust
United Bristol Healthcare NHS Trust
University College London Hospitals NHS Trust
Walton Centre for Neurology and Neurosurgery NHS Trust

Licensed copy from CIS: annie.cheung, Nightingale Associates, 22/10/2012, Uncontrolled Copy.

A52756968

Contents

Executive summary
Acknowledgements

1 Background page 3

Influences
- NHS Plan
- Kennedy Report (Bristol Inquiry)
- Children's National Service Framework
- National Minimum Standards: Regulations for Independent Healthcare
- Paediatric Intensive Care: 'A Framework for the Future'
- High Dependency Working Party Report

Scope of guidance
- A "children's hospital within a hospital"
- Tertiary services
- Joint working
- Exclusion criteria

Views of users
- Views of young children
- Views of young people
- Views of relatives
- Views of staff

Creating a therapeutic environment
- Key elements

Reference to other NHS Estates guidance
Audience

2 The built environment – general functional and design considerations page 8

Patient group
- Babies
- Young children
- Young people
- Children with disability

Capacity planning
- Population
- Admission data
- Parents' accommodation
- Methodology for calculating room numbers

Upgrading or adapting existing buildings
Siting the children's unit
Patient journey and functional relationships
- Out-patient facilities
- In-patient facilities
- Other facilities to which children will require access

Statutory and other requirements
Construction (Design and Management) Regulations
Privacy and dignity
Disabled people
Infection control
Security
- Door locks

Environmental considerations
Design considerations
Art in hospitals
Natural and artificial lighting
Diagnostic imaging
Storage
Play facilities
Education facilities
Facilities for families/carers
Catering
Happy/calming rooms and Snoezelen rooms
Bereavement facilities
Designated smoking areas

3 The built environment – specific design requirements page 22

Main entrance
Main reception
- Reception desk
- Waiting/play area
- Play area
- Telephones
- Baby-buggy and pushchair bay
- WCs
- Nappy changing room
- Infant feeding room

Out-patient facilities
- Shared facilities
- Out-patient suite
- Child development centre
- Rehabilitation unit

In-patient facilities
- Shared facilities
- Day care unit
- In-patient unit

Staff support facilities

Licensed copy from CIS: annie.cheung, Nightingale Associates, 22/10/2012, Uncontrolled Copy.

A52756968

4 Other general functional and design considerations **page 47**

Communications
- Telephones
- Fax
- Patient-to-staff and staff-to-staff call systems
- Staff-to-patient call systems

Controlled drugs cupboard
Fire alarms
Internal environmental engineering considerations
- Ventilation
- Noise and sound attenuation

Finishes
- Colours
- Floors
- Walls
- Doors and frames
- Windows
- Clinical hand-wash basins
- Corridors
- Maintenance and cleaning

5 Engineering services **page 51**

Introduction
Energy conservation and sustainability
Space requirements for services and plant
Design for safety
Fire safety
Engineering services (mechanical)
- General scope
- Heating systems
- Space cooling systems
- Hot and cold water systems
- Ventilation systems (general)
- General extract system
- Foul extract system
- Supply only ventilation
- Ventilation in isolation rooms
- Specialist ventilation systems
- Environmental control and building management systems
- Medical gases
- Fire protection systems
- Steam

Engineering services (electrical)
- General scope
- Main intake switchgear and distribution board
- Emergency electrical supplies
- Lighting
- Bed-head systems
- Information technology and telephone systems
- Telephone systems
- Security systems
- Staff call, public address and public area entertainment systems
- Lightning protection

Internal drainage
Acticity data

6 Cost information **page 61**

Departmental Cost Allowance Guides
On-costs
Locational factors
Functional units
Schedules of accommodation
- Schedules of space types
- Schedules of suites/modules
- Departmental examples

Dimensions and areas
Circulation
Communications
Land costs
Engineering services
- Mechanical services
- Electrical services
- Equipment (Group 1)

Appendices **page 95**

Appendix 1: Consumerism
Appendix 2: National Minimum Standards: Regulations for Independent Health care
Appendix 3: Definitions of levels of care
Appendix 4: Room layouts and other ergonomic data

References **page 109**

About NHS Estates guidance and publications **page 115**

Licensed copy from CIS: annie.cheung, Nightingale Associates, 22/10/2012, Uncontrolled Copy.

A52756968

Licensed copy from CIS: annie.cheung, Nightingale Associates, 22/10/2012, Uncontrolled Copy.

1 Background

1.1 The 'Emerging Findings' from the Children's National Service Framework (NSF) (Department of Health [DH], 2003) reveal that many facilities have been "designed with little acknowledgement of the differing needs of small children, older children, adolescents, parents and carers" (paragraph 2.19).

1.2 The central considerations for planners and architects when designing healthcare facilities for children[1] are alleviating fear and anxiety, maximising security and safety, reducing boredom, and creating a healing environment. Facilities should also cater for parents and siblings.

1.3 This guidance relates closely to the Hospital Services Standard (DH, 2003) of the new Children's NSF. It identifies best practice in the built environment from a child-centred perspective, and will take every opportunity to ensure that the views and ideas of children and their parents are incorporated. It is primarily intended for new-builds and upgrades of facilities.

INFLUENCES

NHS Plan

1.4 The consumerism agenda spelt out so clearly within the NHS Plan has shifted "the balance of power" very much towards the user, with a much greater emphasis being placed on listening to patients' views and on the improvements that are being achieved as a result.

Consumerism

1.5 The NHS Plan acknowledges that to ensure the basics of healthcare are available, investment is needed in new facilities.

1.6 "As the first priority this scale of investment will be used to get the basics right in the health service – the right number and the right type of beds, buildings, services and equipment – alongside the right number of staff" (NHS Plan 4.2 [DH, 2000]).

1.7 To reflect the investment needed to provide "consumer-focused" facilities the Departmental Cost Allowance Guides (DCAGs) take into account 36 patient "needs and desires". For more information see Appendix 1.

Kennedy Report (Bristol Inquiry)

1.8 The findings of the Bristol Inquiry (Kennedy, 2001) demonstrated that major change is needed as soon as possible in the way that children are cared for. The Report emphasises that "children are entitled to healthcare which is specifically designed to meet their needs as children" and "parents are entitled to be involved in and informed about the care of their children save in exceptional circumstances" (Chapter 29:1). The Report's summary concludes: "For the future, children in hospital must be cared for in a child-centred environment, by staff trained in caring for children and in facilities appropriate to their needs" (paragraph 13). It also highlights that "there was too little recognition that the state of the buildings and of equipment, and the training of the staff, could cause actual harm to the children" (paragraph 14).

1.9 The Report calls for "a programme for the establishment of standards in all areas of children's acute hospital and healthcare services".

Children's National Service Framework

1.10 The Children's NSF (DH, 2004) focuses on different aspects of child health:

- hospital services;
- maternity services;
- mental health and emotional well-being;
- disabled children;
- the ill child;
- the health of all children;
- children in special circumstances; and
- medicines.

1.11 Each of these modules emphasises:

- putting children at the centre of their care;
- fitting services around their needs and their families' needs;

1 The overarching term "children" will be used throughout to refer to under-19s.

A52756968

Licensed copy from CIS: annie.cheung, Nightingale Associates, 22/10/2012, Uncontrolled Copy.

- listening to children and their families;
- tackling inequalities; and
- identifying services delivered by the right people, in the right place, at the right time.

1.12 NHS Estates is producing a series of HBNs to reflect the Children's NSF, with the specific intention of linking best practice with the optimum built environment.

1.13 The Hospital Services Standard (DH, 2003) specifically addresses concerns expressed by Professor Kennedy, in his report on the Bristol Royal Infirmary Inquiry, and by Sir Herbert Laming, in his report on the Victoria Climbie Inquiry. The main aim is to ensure that children are given the best possible care and treatment in an age-appropriate way and in a suitable environment ("safe and well-suited to the age and stage of development of the child or young person"; Hospital Standard, Part Three).

National Minimum Standards: Regulations for Independent Health Care

1.14 Although designed for the independent sector, the standards (2002) are compatible with those expected within the NHS.

1.15 Chapter 5 focuses on key principles concerning 'Premises, Facilities and Equipment' which, along with the principles of health and safety, infection control, and the identification and minimisation of risks throughout the establishment, are integral to this guidance. Clear standards are identified for the care of children in acute hospitals (Chapter 9). Standard A16 (p 64) lists the minimum standards that must be achieved regarding the facilities and equipment needed in the care of children (see Appendix 2 of this HBN).

Paediatric Intensive Care – 'A Framework for the Future'

1.16 This report (NHSE, 1997) focuses on children requiring Level 3 intensive care (see Appendix 3 for definitions of the levels of care) following trauma, major surgery or a medical emergency. The report excludes neonatal intensive care units.

1.17 Only 0.5–1.0% of all children admitted to an acute general hospital require transfer to a regional paediatric intensive care unit (PICU) (High Dependency Working Party Report, DH, 2001); however, all acute general hospitals should have the facilities and equipment to resuscitate and maintain the patient until the arrival of the retrieval team.

1.18 This HBN describes the facilities and equipment required for short-term Level 3 care in an acute general hospital. The facilities requirements for critical care are detailed in HBN 57, 'Facilities for critical care'. The additional support facilities required in a PICU are identified in this guidance (see paragraphs 3.225–3.231).

High Dependency Working Party Report

1.19 This report (DH, 2001) was published to emphasise that the majority of children requiring Level 2 high dependency care are not admitted to a PICU but remain on a children's ward in an acute general hospital.

1.20 The report recommends that "a number of high dependency allocated beds for every unit should be identified" (paragraph 15(d)). Each of these beds should be in a single cubicle/room. An emergency room for resuscitation is also a requirement.

1.21 HBN 23 recommends that every single room in the in-patient unit is equipped to a Level 2 standard, thus allowing maximum flexibility. In addition, the treatment room is equipped to deal with emergencies up to and including a Level 3 patient (see paragraph 3.158).

SCOPE OF GUIDANCE

1.22 Children receive treatment and care in a variety of healthcare settings: from their general practitioner (GP) in primary healthcare; in Walk-in Centres; in minor injuries units; in A&E; and in the acute general hospital setting as an out-patient, in-patient (short and long-stay), or day care patient.[2]

1.23 This guidance focuses on all acute general hospital facilities where children receive treatment and care. It also takes account of the needs of their parents and carers. Planning teams need to consider the shift of care to the primary care setting, with the development of different models of care, for example diagnostic and treatment centres (DTCs).

1.24 Most children will continue to receive treatment and care from their local NHS trust, the majority of which do not have a dedicated children's hospital. This means that children need access to many of the same departments as adult patients within the general hospital. Wherever possible, however, children should be able to receive most of their treatment and care in a designated children's unit.

A "children's hospital within a hospital"

1.25 The concept of a "children's hospital within a hospital", where children are treated in separate dedicated facilities, should be adopted in a new build acute general hospital. A range of specialties may need

2 The phrase "day care" has been adopted throughout this guidance. In many policy documents this term has been superseded by "ambulatory care".

A52756968

Licensed copy from CIS: annie.cheung, Nightingale Associates, 22/10/2012, Uncontrolled Copy.

to be brought together to produce a scale that is cost-efficient.

1.26 When refurbishing an existing building, this concept should be implemented where possible. For smaller hospitals, it may not be possible to group all the facilities together; however, the principles outlined within this guidance should be followed. Services for children should not be provided in islands of isolation for the convenience of staff.

1.27 In the majority of acute general hospitals, a designated children's unit admits children with medical problems, trauma, and those who require emergency or elective surgery. In smaller units, all in-patients will be accommodated in one area, but in larger hospitals several dedicated areas may be required (see 'Capacity planning', paragraphs 2.16–2.28). Where children need to use healthcare services predominantly used by adults, these should be child-friendly (see 'Friendly healthcare environments for children and young people', NHS Estates, 2003).

1.28 Siting a children's hospital on a general hospital site has the following advantages:

- there is co-location with the full range of specialties;
- clinicians can provide care more easily across the single site;
- for the older child who has long-term care needs, the transition to "adult care" will be easier;
- if a child has a disease that is more commonly seen in adults, it is easier for the team to work together on a single site;
- expensive specialist equipment can be shared between adults and children;
- cross-cover may be easier to arrange with a larger critical mass of staff.

1.29 See Chapter 3 for a description of a comprehensive children's unit within an acute general hospital.

1.30 Every children's unit should be designed with sufficient flexibility to reflect the differing needs and expectations of babies, young children and young people (some of whom will be nearing adulthood), of both sexes and of differing levels of physical and emotional development.

Tertiary services

1.31 Tertiary services for children are focused within regional centres. These services may be provided in a dedicated children's hospital, where children are referred, if necessary, from throughout the region. A number of acute general hospitals also function as tertiary centres, with specialist regional units (for example burns or neurosurgery). These units admit both children and adults.

1.32 The dedicated children's hospital also provides treatment and care for children who live locally, and so functions in the same way as an acute general hospital service.

1.33 A dedicated children's hospital requires all the facilities identified for an acute general hospital, with additional specialist services such as:

- paediatric intensive care (see paragraphs 3.225–3.231);
- specialist high-dependency care (for example, for infection protection in children with immune suppression, or renal dialysis or specialist treatment of burns with ultraclean ventilation);
- recovery areas in catheter labs (see HBN 30, 'Cardiac facilities for children and young people');
- a long-term ventilation unit (to be addressed in subsequent guidance);
- a bereavement suite (see paragraphs 3.232–3.238).

Joint working

1.34 Children who spend long periods in hospital should be able to experience activities as close to their home routine as possible. Play, education and the opportunity to socialise with others are essential activities. Local Education Authorities have a duty to provide education for children in hospital.

1.35 This guidance reflects the joint working between sectors and its impact on the built environment. See also the joint Department for Education and Skills (DfES) and NHS Estates guidance on the provision of education accommodation in hospital, 'Meeting the educational needs of children and young people in hospital' (2003).

Exclusion criteria

1.36 The following facilities will not be covered in this guidance:

- maternity units for well new-born babies and well mothers, and dedicated neonatal units (see HBN 21, 'Facilities for maternity care');
- facilities for children in the primary healthcare arena;
- dedicated facilities for children with mental health problems – see HBN 43, 'Facilities for child and adolescent mental health services'. Some of these children are admitted to children's units in acute hospitals and their safety should remain a prime consideration. However, this is an operational

A52756968

Licensed copy from CIS: annie.cheung, Nightingale Associates, 22/10/2012, Uncontrolled Copy.

management issue focusing on risk assessment and constant observation of the child while they are being cared for in non-dedicated facilities;

- stand-alone DTCs and Ambulatory Care and Diagnostic Centres (ACADs);
- dedicated burns units;
- dedicated transplant units;
- dedicated dialysis units;
- operating theatres (see HBN 26, 'Facilities for surgical procedures');
- dedicated cardiac units – see HBN 30, 'Cardiac facilities for children and young people';
- respite care.

VIEWS OF USERS

1.37 'Friendly healthcare environments for children and young people' (NHS Estates, 2003) outlines the views of children and their families about their hospital experiences. Comments about the built environment were frequent.

1.38 Noise levels, unpleasant odours, a lack of privacy and the inability to control temperature and lighting levels were criticisms from patients of all ages and their families. Many asked for their own bedrooms: "Why can't we have our own walls and doors with a please knock sign?" Pleasant views and the inclusion of interesting sculptures were praised by patients and their families.

Views of young children

1.39 Young children (between 5 and 11 years of age) have clear views about their experiences in hospitals. Their priorities focus clearly on being able to maintain their activities of daily living. They want to feel safe, remain close to the people they love, eat food they like, have a nice area to play in and have opportunities for "more things to do while waiting for things to happen". They dislike too much light and noise at night, feeling too hot, and unpleasant smells.

Views of young people

1.40 "Feeling embarrassed" is a frequent cause of complaint. Among other things, being on a ward with people much younger or much older was a cause of distress, particularly in the 16–18-year-old age group. The need for dedicated facilities was very evident, in order for young people to have their privacy and to feel something in common with other patients.

Views of relatives

1.41 Some families spend many weeks "living" in the hospital with their child and highly value: fresh air, natural light and a pleasant view; natural sounds such as a waterfall; and toys, models and artwork to keep their children entertained (from 'Through the Patient's Eyes: The Center for Health Design Video').

Views of staff

1.42 In addition to the need for control over temperature, lighting and noise, staff in several studies (L4A, 1990; Anshen Dyer, 1999; Redshaw & Smithell, 2000 etc) identified the following needs:

- more space "enabling us to get into bed spaces without climbing an obstacle course";
- better decor and furnishings;
- having a "unit decorated in calming colours that will influence both staff and patients. An environment that is still practical but does not look clinical";
- a cleaner environment;
- better staff facilities;
- better facilities for parents;
- better technical equipment;
- better security.

1.43 Dedicated facilities for young people were viewed as very important by nursing staff: the "child orientation of designs is not appropriate for adolescents".

CREATING A THERAPEUTIC ENVIRONMENT

1.44 Studies clearly show that the design of spaces, together with sensitive lighting, colour, sound attenuation, texture and material specification, are essential to children's immediate well-being, healing process and ultimate outcome.

1.45 Sense-sensitive design is key. The senses of sight, touch, hearing, taste and smell are all important, since it is through these that the total environment is experienced. These senses operate simultaneously to help children understand and navigate within their environment.

1.46 Planning and design teams should refer to 'Friendly healthcare environments for children and young people' (NHS Estates, 2003) for the guiding principles in sense-sensitive design. Interior designers with experience in hospital design should be consulted.

A52756968

Licensed copy from CIS: annie.cheung, Nightingale Associates, 22/10/2012, Uncontrolled Copy.

Key elements

1.47 Planning teams should:

- ensure sense-sensitive design involving all sensory receptors at varied stages of child development;
- encourage close relationships with nature, including the diurnal, seasonal and weather cycles:
  - gardens, appropriate water features,[3] trees, plants, flowers, the sea, the sky, natural light and fresh air;
  - balconies, terraces, verandas, sun lounges, courtyards and window seats;
- avoid environmental stressors such as noise, unpleasant smells, adverse temperatures, glare, loss of privacy, loss of dignity, lack of environmental empowerment;
- provide appropriately sized and shaped patient areas, fulfilling functional requirements;
- ensure the key juxtaposition and location of individual rooms and departments;
- provide innovation, variety and quality;
- ensure that the functional and aesthetic requirements of furniture and fittings, fabric and finishes are met;
- ensure that medical equipment that may induce fear in children is hidden from view;
- ensure that areas of play, both internal and external, are always visible and accessible;
- include positive distractions such as interactive games, music, art and entertainment;
- empower children in their respective environments;
- provide adequate accommodation for family, siblings, friends and carers;
- address gender, cultural and religious diversity;
- address the scale and size of the child population (see Appendix 4);
- ensure that most patient areas have daylight.

1.48 Appropriate risk assessments should be undertaken when considering the implementation of some of the above features.

3 Fountains should not be located inside healthcare buildings to avoid the risk of legionellae (see HTM 2040, 'Control of legionellae in healthcare premises – a code of practice'). Any water feature that can create an aerosol, for example a waterfall, should similarly be avoided.

REFERENCE TO OTHER NHS ESTATES GUIDANCE

1.49 Cross-reference is made throughout to:

- 'Friendly healthcare environments for children and young people' (2003): this overarching strategic publication identifies the core principles involved in providing a friendly environment for any child who accesses healthcare facilities, whether as a patient or as a visitor. HBN 23 builds on the good practice identified in the overarching guidance;
- HBN 30, 'Cardiac facilities for children and young people';
- HBN 43, 'Facilities for child and adolescent mental health services';
- HBN 22, 'Accident and emergency facilities for adults and children';
- HBN 57, 'Facilities for critical care';
- HBN 4, 'In-patient accommodation: options for choice';
- HBN 6, 'Facilities for diagnostic imaging and interventional radiology':
  - Volume 1;
  - Volume 2: 'BMD, dental, neuro and PACS';
  - Volume 3: 'Extremity and open MRI, magnetic shielding and construction for radiation protection'.

AUDIENCE

1.50 This guidance is primarily intended for:

- project and design teams;
- PFI consortia;
- estates directors and their staff.

It will also be of interest to:

- executive directors and senior managers of acute and primary care trusts;
- clinicians from every profession working in, or in partnership with, children's services;
- others involved in the commissioning and provision of children's services;
- NHS Foundation Trusts (for information only).

A52756968

2 The built environment – general functional and design considerations

Licensed copy from CIS: annie.cheung, Nightingale Associates, 22/10/2012, Uncontrolled Copy.

PATIENT GROUP

2.1 In England, 60 children per 1000 (under 15 years of age) are admitted to hospital each year (excluding day cases). Of these, approximately 25 are aged between 0 and 4 years, and 35 are aged between 5 and 14 years.

2.2 In a general population of 300,000, there will be 60,000 children who are 16 years or younger. Of these, 2400 will have a chronic illness and/or disability. Many of these children will require frequent admission to hospital (MacFaul, 2000).

Babies

2.3 Neonatal facilities will be included in subsequent guidance.

Young children

2.4 Young children may be dependent to a large extent on their carers meeting their daily needs and supporting their activities safely. Generally, parents or other family members remain with their children while they are in hospital, therefore planning teams should take into account their accommodation needs.

2.5 Some young children require frequent and lengthy admission to hospital. For the majority, maintaining a routine that is as close as possible to the one that they experience at home is essential. See paragraphs 2.103–2.117 on play, education, catering etc.

Young people

2.6 Autonomy, privacy, body image and self-esteem are extremely important in puberty. The specific needs of young people may be best met by providing separate facilities, but flexibility is often important as the ratio of female to male patients changes constantly.

2.7 There are a number of options, including the provision of:

- a separate young people's unit; or
- a separate young people's ward; or
- a separate area for young people in a children's or adult's ward, for example single rooms/cubicles and/or partitioned areas; and
- separate rest or recreation rooms.

2.8 This will be a local decision based on the numbers of young people, lengths of stay, case mix and so on. Where facilities allow, it is good practice to offer the young person choice.

Dedicated spaces for young people

2.9 The interior decor, artwork, furnishings and fittings should be carefully selected to reflect their needs. Many healthcare trusts now encourage young people to actively assist in the design of their own environments. Time-limited, age-related or fashionable trends should be discouraged.

2.10 Ideally, young people should have access to a dedicated recreation room, separate from young children and adults, where they can play games, watch television and videos, listen to music, use computers, and read and write. This room should be considered off-limits for staff and other children unless they are specifically invited in. No clinical interventions should take place in this room (see paragraphs 3.180–3.182).

2.11 They should also have access to dedicated quiet room (study), where they can study in peace and quiet (DfES, 2003; see paragraph 3.183).

2.12 Young people have also requested the provision of a dedicated room where they can enjoy such activities as having their hair cut, beauty therapy, and complementary therapies such as massage (L4A, 1990; see paragraphs 3.184–3.185).

Children with disability[4]

2.13 There is an increasing proportion of children living with chronic illness or disability. With improvements in treatment, children who previously would have died at an early age are surviving into adulthood.

2.14 Many children with complex disabilities and special needs require frequent admission to their local hospital. Many have their own equipment that they need to bring with them on admission to hospital; one-third of parents with a severely disabled child less than two years old use more than three pieces of equipment daily to

4 See paragraphs 4.52–5.4 of the Hospital Services Standard.

A52756968

Licensed copy from CIS: annie.cheung, Nightingale Associates, 22/10/2012, Uncontrolled Copy.

provide basic care (Children's NSF 'Emerging Findings', paragraph 5.2). The recommendations in Chapter 3 take into consideration both the space requirements and access issues involved with this additional equipment.

2.15 Dedicated facilities should be available for parents and carers, who will live in the hospital environment frequently and for long periods of time. The views of this patient group and their families tend to be well represented by established charitable organisations and support groups and have been taken into account in this guidance.

CAPACITY PLANNING

2.16 The total number of beds required in a children's unit within an acute general hospital should be calculated on the basis of:

- the size of the population it serves;
- knowledge of the local underlying social trends;
- the surgical workload;
- the average length of stay (LOS) for each admission (based on local data);
- existing or proposed alternative service provisions.

Population

2.17 The accommodation described in this guidance has been calculated from a population of 300,000, of whom 60,000 will be children of 16 years or younger.

2.18 One in four children are admitted to hospital by the time they are 4 years old, the majority of whom require a short stay on a single occasion (Hospital Episode Statistics [HES] operating data, 2002, http://www.dh.gov.uk). Published admission data on children often includes well newborn babies in maternity and obstetric units (MacFaul & Werneke, 2001). This leads to an overestimate not only in the number of beds/cots required but also in calculating the schedules of accommodation for children's units, with a subsequent cost implication.

Admission data

2.19 In the majority of acute general hospitals, a designated "children's unit" admits children with non-surgical problems (defined as paediatrics) and also those who require emergency or elective surgery (see Figure 1).

2.20 Children admitted as in-patients for elective surgery are likely to be undergoing a major procedure or have existing complex health problems. Only 20% of children requiring elective surgery need admission, the remainder being treated as day cases.

2.21 The majority of children's admissions are for emergency paediatric (non-surgical) care, particularly in children younger than 5 years old (HES, 2002). Many have an infection and require isolation in single-room accommodation.

2.22 Joint assessment of paediatric medical and surgical beds is required, as many acute general hospitals have just one or two children's wards that admit all specialties and all ages from less than 1 year up to and including young adults. The design of such wards should therefore be sufficiently flexible to accommodate the needs of all babies and young children, and their families, regardless of their health problems.

2.23 Between 5 and 15% of all children admitted to an acute general hospital need high-dependency care (Level 2), which takes place in a general ward with no recourse to the PICU (High Dependency Care Report,

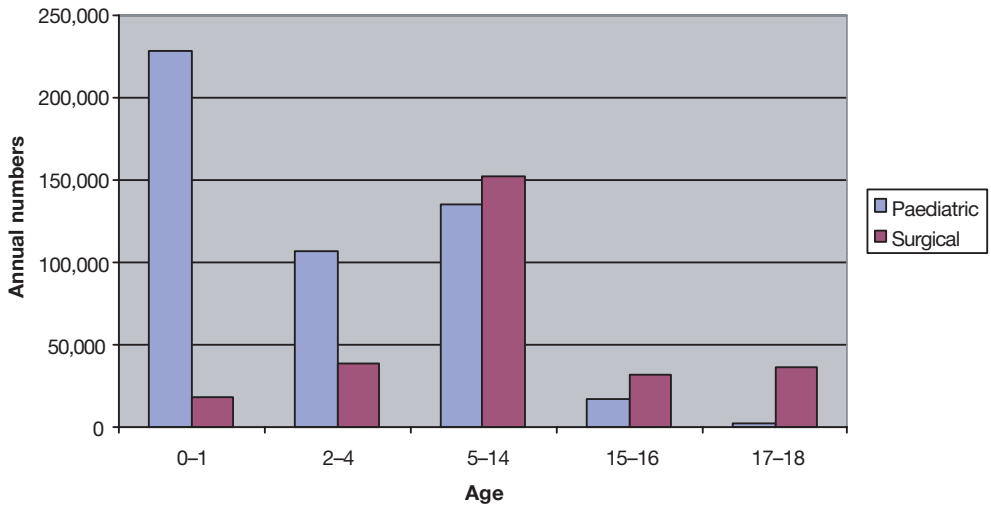

Figure 1 Age profile of children's admissions (based on HES admission data, 2000, http://www.dh.gov.uk)

A52756968

Licensed copy from CIS: annie.cheung, Nightingale Associates, 22/10/2012, Uncontrolled Copy.

DH, 2001). Nearly all paediatric (non-surgical) admissions are emergencies, with a greater demand for beds during the winter months.

2.24 The data exclude paediatric surgery, which is a small subset (10–15%) of all children's surgery that usually involves more complex general surgery, urology and neonatal surgery and is performed in tertiary hospitals. The given paediatric numbers exclude well newborn babies who remain with their mothers in the maternity unit. The data also exclude the number of children who receive treatment (medical or surgical) as day cases.

2.25 Some children require specialist Level 2 high-dependency care, for example in renal units, cancer units, neurology/neurosurgery units or burns units. Specialty units frequently admit patients of all ages. Children admitted to such units should still be cared for in dedicated areas away from the adult population.

Parents' accommodation

2.26 Accommodation for parents in an acute general hospital should be calculated on the premise that at least one parent can stay with their child on a 24-hour basis (see also paragraphs 2.119–2.121). The requirements for parents' living and sleeping accommodation are outlined in greater detail in Chapter 3.

Methodology for calculating room numbers

2.27 The equation for calculating the number of in-patient beds is as follows:

$$\text{Number of beds} = \frac{\text{average LOS x number of admissions}}{\text{365 days x } n}$$

(n=occupancy)

2.28 For a population of 60,000 children of 16 years or younger (general population of 300,000), the number of in-patient beds required would therefore be 20. This number excludes the bed/cot requirements for:

- surgical and medical day case interventions in a dedicated day care unit;
- paediatric intensive care in a tertiary unit;
- Level 2 high-dependency care in a specialist unit;
- neonatal intensive care in a maternity/obstetric unit.

UPGRADING OR ADAPTATIONS OF EXISTING BUILDINGS

2.29 Before a decision is made to carry out an upgrading project, consideration must be given to the long-term strategy for the service, the space required for the new service, and the size of the existing building. Regard must also be paid to the orientation and aspect of the building; whether key requirements can be met; and the adequacy and location of all necessary support services.

2.30 If the preferred solution is to upgrade the existing facilities, the functional and physical condition of the building should be thoroughly examined. The check of physical and other aspects of existing buildings should include:

- the availability of space for alterations and additions;
- the type of construction;
- insulation;
- the age of the buildings and condition of fabric, for example external and internal walls, floors, roofs, doors and windows, which may be determined by a condition survey;
- the life expectancy and adequacy of engineering services, ease of access and facility for installation of new wiring, pipework and ducts, if required;
- the height of ceilings – high ceilings do not necessarily call for the installation of false ceilings, which are costly and often impair natural ventilation;
- changes of floor level that are hazards for disabled people;
- fire precautions;
- physical constraints to adaptation, such as load-bearing walls.

2.31 When comparing the cost of upgrading or adapting an existing building to that of a new building, due allowance, in addition to the building cost, must be made for the cost of relocating people, demolition, salvage costs, disruption of services in a phased project, and the temporary effects on running costs of any impaired functioning of areas affected by upgrading.

SITING THE CHILDREN'S UNIT

2.32 In a new build acute general hospital, the children's unit should be located on the ground floor, with external views and access to green spaces and play areas. Children and their families should be able to access external play areas directly from the children's unit.

2.33 A key issue is providing external and internal access for patients, their carers and visitors while ensuring total security.

A52756968

Licensed copy from CIS: annie.cheung, Nightingale Associates, 22/10/2012, Uncontrolled Copy.

PATIENT JOURNEY AND FUNCTIONAL RELATIONSHIPS

2.34 The following diagrams and text describe what the different journeys of a child might resemble. In an acute general hospital serving a population of 300,000, all the facilities described will be present; however, the out-patient facilities and rehabilitation unit may be shared with adult services. The child development centre (CDC) and rehabilitation unit are traditionally located on an acute general hospital site, but alternatively may be located in a community setting. The primary care trust (PCT) decides where best to locate these facilities depending on local needs. The space considerations will be the same as described in Chapter 3.

2.35 The children's unit is divided into three main areas:

- out-patient facilities;
- in-patient facilities;
- staff support facilities.

2.36 The three areas are adjacent and interlinked through security-controlled doors and monitored by CCTV. The concept of a children's hospital within an acute general hospital will ensure that essential support facilities, for example operating theatres, A&E and imaging, are easily accessible (see Figures 2 and 3). Even though the children's unit has a dedicated entrance, there will also be restricted access via the main hospital street for the purposes of transferring patients to other departments and also to enable clinical staff to enter in an emergency.

2.37 In a new building, all patient facilities should be located on the ground floor. Staff support facilities should ideally be adjacent to the patient facilities, but if space is at a premium they can be located on the first floor, provided that dedicated lifts/staircases are installed within the children's unit. Staff should not have to cross the main hospital street.

2.38 The majority of children, parents and carers, and other visitors will enter the children's unit through the dedicated entrance (see Figure 3). All children who are elective admissions or out-patients will also arrive through this dedicated entrance. A child who is being admitted as an emergency will arrive either via the A&E department directly from the main hospital street or through the children's dedicated entrance.

Out-patient facilities

2.39 The out-patient facilities provide accommodation for the out-patient suite, the CDC and the rehabilitation unit, the last of which will accommodate both out-patients and in-patients in separate rooms.

Out-patient suite

2.40 The main functions of the out-patient suite are:

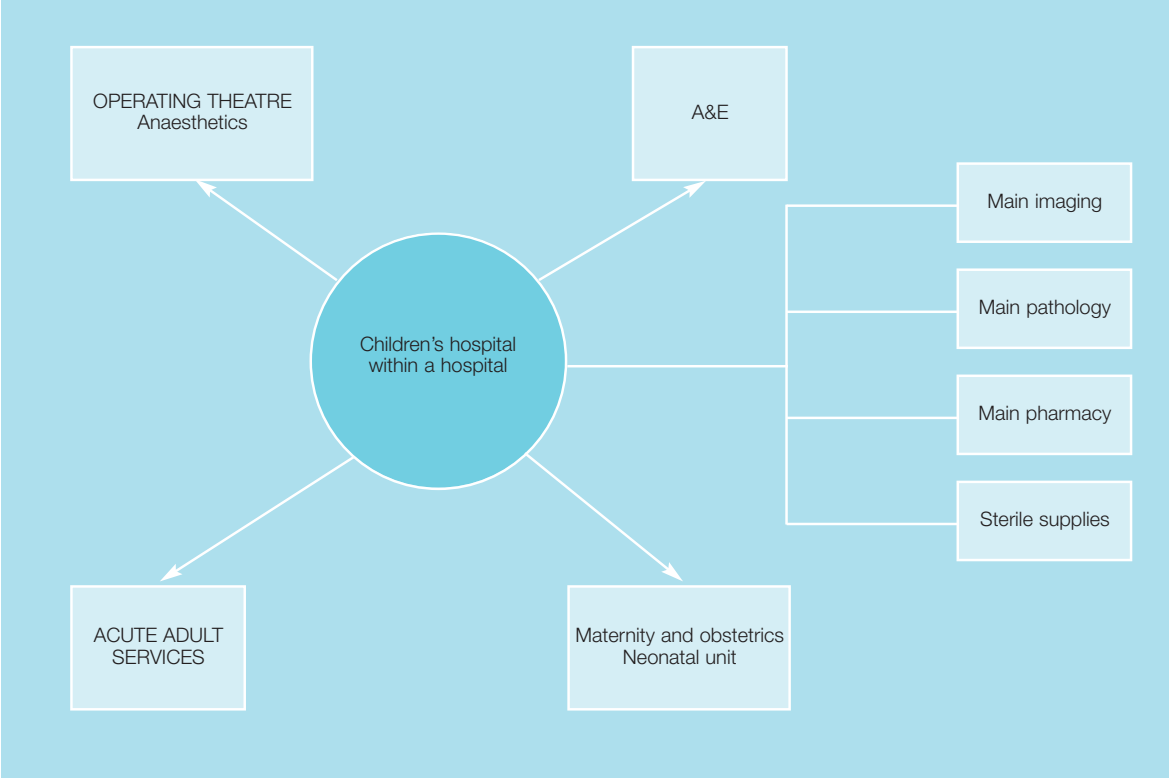

Figure 2 Relationships with other departments in the main hospital

A52756968

Licensed copy from CIS: annie.cheung, Nightingale Associates, 22/10/2012, Uncontrolled Copy.

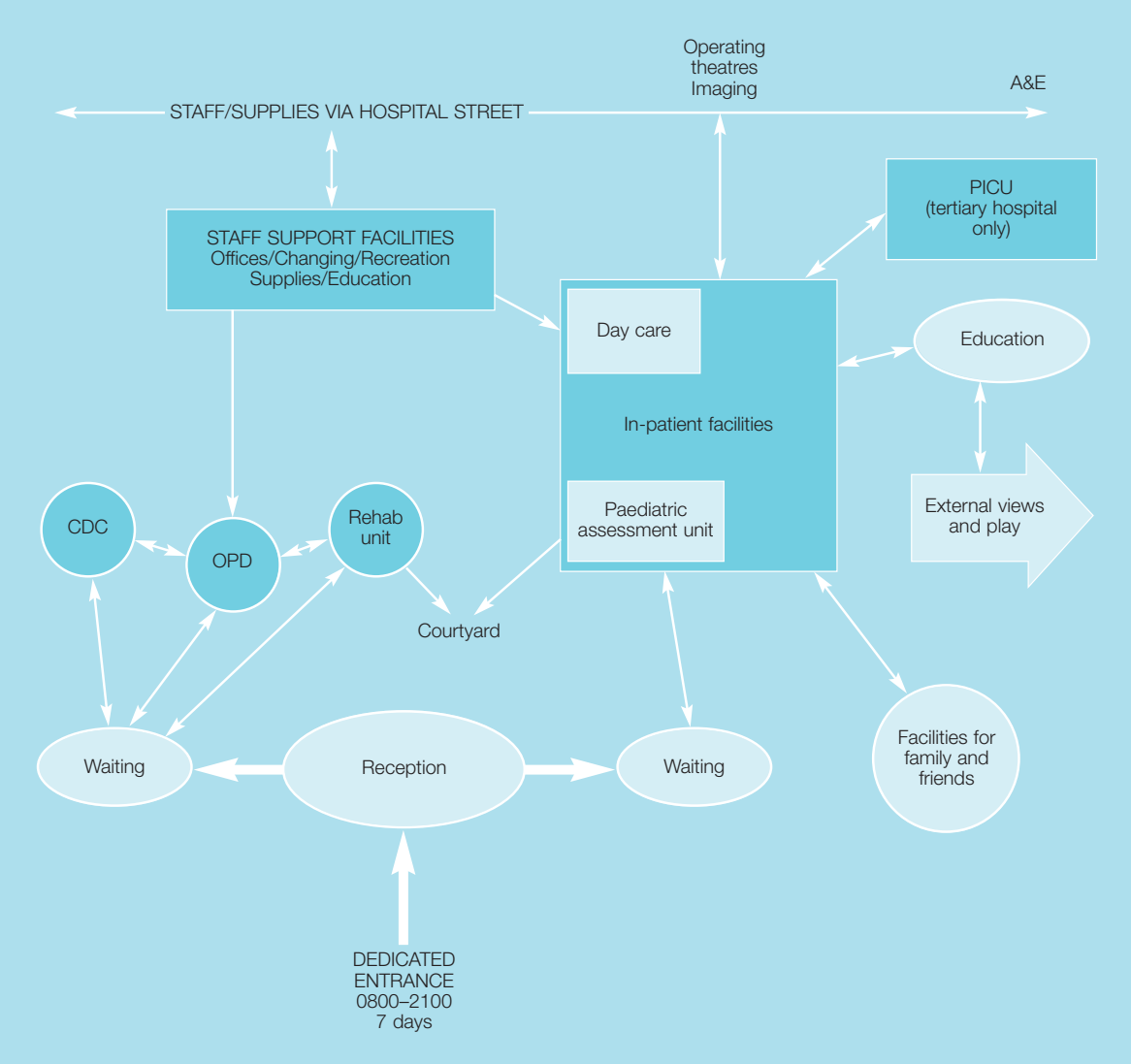

Figure 3 Relationships with the children's unit

- specialist consultation and examination;
- the screening of children who may need to be admitted as day patients or in-patients;
- the treatment of children who do not need to be admitted to either a day care unit or an in-patient ward;
- following up and monitoring the condition of out-patients and day patients;
- the discharge of in-patients, with referral if necessary to other health services.

Child development centre

2.41 A CDC requires facilities for:

- assessments arising out of referrals made in connection with child health surveillance in primary care settings;
- assessment of the needs and abilities of children in accordance with statutory requirements, such as those in the Education Act 1981, the Children Act 1989, the Chronically Sick and Disabled Persons Act 1970 and the Disability Discrimination Act 1995.

2.42 The activities that take place in the CDC assessment rooms include:

- observation of children's responses to adults in given situations and of their interaction with other children;
- observation of children's performance in "free play" by, for example, a teacher, a play specialist, and/or a psychologist;

A52756968

Licensed copy from CIS: annie.cheung, Nightingale Associates, 22/10/2012, Uncontrolled Copy.

- simple free-field testing of hearing, sight and speech, with more thorough investigations being carried out in the out-patient suite.

2.43 Flexible accommodation should be provided for all disciplines involved in the multidisciplinary assessment of vulnerable children, and those with special needs or disabilities. This will be based on local requirements.

Rehabilitation unit

2.44 The rehabilitation unit requires facilities that enable children to regain their maximum level of health and mobility following illness or injury.

2.45 It should be able to accommodate children who require a variety of clinical interventions (see paragraph 2.47). A number of these children will have complex health problems and needs. The unit will be accessible by both out-patients and in-patients.

2.46 This guidance focuses on a bespoke rehabilitation unit. Planning teams should incorporate the views of the therapy professions in the design of the unit. In tertiary centres, specialist rehabilitation units may be required, for example in a burns unit.

2.47 The rehabilitation rooms will be used primarily for:

- clinical interventions by physiotherapists and/or occupational therapists;
- speech therapy;
- group activities organised by a teacher and other members of staff;
- special training or discussion sessions for parents of disabled children.

2.48 In a tertiary centre, a hydrotherapy pool may be provided.

In-patient facilities

2.49 The in-patient facilities provide accommodation for the day care unit, the in-patient areas, the paediatric assessment unit and, in tertiary hospitals, the PICU. The admission room should be located close to the entrance and sub-wait so that if a child cannot be admitted for any reason at this stage they can be discharged without coming into contact with the in-patients.

Day care unit

2.50 The day care unit admits children as elective day patients for medical investigations and/or treatment, or for surgical procedures. The unit functions independently of the in-patient unit; however, they are co-located so that additional support is available in the event of an emergency.

2.51 Investigations and/or treatment will be carried out in the treatment room in the unit or in a diagnostic department elsewhere in the hospital.

2.52 Surgical procedures will normally be carried out in an operating theatre in the main hospital (see HBN 26, 'Facilities for surgical procedures'.

2.53 For the majority of patients in the day care unit, clinical intervention is therefore minimal. A smaller number of people require access to the fully equipped treatment room (see paragraphs 3.127–3.133).

2.54 Most children arriving at the day care unit for elective procedures are generally in good health. Staged admissions limit the length of time they need to wait before their treatment commences.

In-patient unit

2.55 The main purpose of the in-patient unit is to provide accommodation and facilities for the assessment, diagnosis, treatment, nursing care and rehabilitation of acutely ill children. In smaller acute general hospitals, only one in-patient ward for babies, children and young people may be required. In larger acute general hospitals, more than one ward may be required (for example for paediatric medicine and surgery).

2.56 The design should be sufficiently flexible to accommodate children of all ages, cultures and ethnicity, and with a wide variety of health problems and needs.

2.57 Ward-based treatment rooms should be provided. Dedicated support facilities are required in the in-patient area for the different age groups, for example a playroom for young children and a recreation room for young people. Education facilities are required.

Paediatric assessment unit for emergency patients

2.58 This room is located in the in-patient area and utilises the same support facilities. Children are referred here for assessment by the paediatric team following urgent referral from either A&E or from the community. Subsequently, they may be discharged home, admitted as an in-patient or transferred to a specialist unit if necessary.

Other facilities to which children will require access

2.59 The following paragraphs describe facilities that will not be located within the children's unit for the foreseeable future. These facilities will be shared by patients of all ages.

Surgical facilities

2.60 These include operating theatre suites, recovery areas and day surgery facilities. The majority of children

A52756968

Licensed copy from CIS: annie.cheung, Nightingale Associates, 22/10/2012, Uncontrolled Copy.

undergo surgery as a day case in a variety of settings, each of which should be adapted to create a child-friendly environment.

2.61 Many children, by necessity, are transferred to an operating theatre department that predominantly treats adult patients. In some specialties, the number of children needing an operation is small and it is not justifiable to design and build dedicated operating theatres. Segregated recovery areas for children are, however, essential.

2.62 Planning teams need to take into account that parents (or carers) are increasingly encouraged to accompany their child on their journey to the anaesthetic room. In recovery, children and their parents should be separated visually and acoustically from adult patients.

Imaging services

2.63 A significant proportion of patients attending the children's unit need some form of diagnostic imaging. Some children may require immediate access to diagnostic services and constant clinical assessment and intervention by a doctor or nurse. Therefore, a dedicated imaging suite located within the children's unit is best practice (see HBN 6, 'Facilities for diagnostic imaging and interventional radiology', Volume 1). As a minimum, a mobile imaging unit will be required within the children's hospital, and adequate space is needed for parking this equipment. An illuminated X-ray viewer will be required.

2.64 Imaging suites located outside the children's unit should be in close proximity. They will be utilised by the adult population but should be child-friendly while respecting clinical considerations (see also 'Friendly healthcare environments for children and young people', NHS Estates, 2003).

2.65 The environment in these facilities may feel hostile. Maintaining the privacy, dignity, security and comfort of children is a key consideration. Children may expect pain and/or discomfort. They may fear the unknown, the intimidating equipment and the forced intimacy with strangers. The skilful use of colour and texture in selected materials is essential. Indirect perimeter lighting can create a pleasant, subdued ambience. Ceiling-mounted artwork is of great benefit in distracting a child undergoing procedures that require them to remain still. Where possible, larger items of equipment should be disguised or hidden. Ideally, equipment, interior decor and staff uniforms should be designed together in terms of a theme or colour that will appeal to all age groups.

Out-patient departments

2.66 Out-patient clinics should take place in a designated paediatric environment wherever possible. Many children attend out-patient clinics that are not dedicated to children but which focus on a specialty. This is justifiable in some instances because there are limited numbers of children requiring appointments, and because costly specialist equipment is required. In this case, each clinic should have a segregated child-friendly area. Otherwise, planning teams should take into account that adults do not object to waiting in an area designed with children in mind. Appointment times can be cohorted, with adults first and then children towards the end of a clinic; there are many movable items that can be imported at that time to make an environment more child-friendly.

Accident and Emergency departments

2.67 In acute general hospitals, children attend the A&E department that is also attended by the adult population. In a tertiary children's hospital, there will be a dedicated children's A&E department. See HBN 22, 'Accident and emergency care facilities for adults and children' and 'A&E services for children' (RCPCH, 1999) for guidance.

PRIVACY AND DIGNITY[5]

2.68 Preserving the privacy, dignity and confidentiality of patients is essential at all times. The NHS Plan suggests that the design of facilities should "show a focus on the dignity of patients and their relatives and respect for their needs, and a thoughtful approach to facilties which can make a hospital stay – one of the most stressful incidents in life – a more comfortable and less worrying experience".

2.69 Privacy, dignity and confidentiality are key considerations in out-patient consultation and in-patient admission facilities. In the rehabilitation unit, young people should not be expected to undertake their programmes in front of young children, so dedicated facilities should be provided wherever possible. Children with speech difficulties suffer great embarrassment and are reluctant to speak if they can be overheard, so discrete and sound-proofed rooms are essential for this specialty.

2.70 Sufficient space is required in bed spaces to allow for both aural and visual privacy during clinical consultation and intervention and at visiting times with family and friends.

5 See paragraphs 3.10 and 5.4 of the Hospital Services Standard.

A52756968

Licensed copy from CIS: annie.cheung, Nightingale Associates, 22/10/2012, Uncontrolled Copy.

Note: We recognise that for many children and young people, clinical need and age and stage of development may take precedence over gender considerations, and mixing of the sexes is reasonable, or may even be preferred. There is evidence that many young people find great comfort from sharing with others of their own age and often, this outweighs their concerns about mixed-sex rooms. Young people should be given the choice.

Washing and WC facilities need not be designated as same-sex as long as they accommodate only one patient at a time, and can be locked by the patient (with an external override for emergency use only).

Decisions should be based on the clinical, psychological and social needs of the child. This approach should be conveyed to the child (where they are old enough to understand), and their parents. If they would prefer to be nursed in proximity to members of their own sex, this preference should be accommodated. (Ref: PL/CNO/2009/2).

DISABLED PEOPLE

2.71 It is essential to ensure that suitable access and facilities are provided for people who have problems of mobility or orientation. This includes people who use a wheelchair, those who have difficulty in walking, and those with a visual or hearing impairment. Authorities must comply with the provisions of the Disability Discrimination Act 1995 and the Building Regulations, Approved Document M: 'Access and facilities for disabled people' (DETR, 1999).

2.72 Local representatives of people with disabilities should be consulted regarding the planning of spaces used by patients and escorts. Planning teams should also refer to HBN 40, 'Common activity spaces' and HFN 14, 'Disability access'.

INFECTION CONTROL[6]

2.73 Reducing the incidence of healthcare-associated infection (HCAI) is a major challenge for all those working in healthcare. Within the children's unit, it is essential to protect patients who are immuno-compromised and at high risk of acquiring an infection. Other patients may have a communicable or infectious disease. See paragraphs 3.143 and 5.60–5.61.

2.74 Infection control teams should be consulted at the outset of any new build or renovation project. They will assist with issues such as storage and equipment cleaning areas, appropriate types of ventilation system, furnishings and appropriate finishes.

2.75 For further information refer to HFN 30, 'Infection control in the built environment'. This document should be the first point of reference for planning teams with regard to infection control.

2.76 Strict adherence to clinical protocols that are designed to minimise the risk of cross-infection is paramount. In addition, the environment in the children's unit should reflect the need for easy and thorough cleaning on at least a daily basis. Localised cleaning may be necessary at any time. The walls and floor surfaces selected should therefore be suitable.

2.77 Maintaining a clean environment is partly dependent on employing an adequate number of informed housekeeping staff and supplying them with the correct tools for the job. Supplying properly designed waste disposal bins in appropriate positions will also help reduce the amount of detritus. Frequent emptying of these bins is essential.

2.78 Clinical staff have a responsibility to ensure that the unit is kept clean by the correct disposal of equipment, and to immediately report any spills or dirty areas to housekeeping staff.

2.79 It is well documented that inadequate and infrequent hand hygiene by clinical staff is a significant cause of cross-infection. To encourage scrupulous hand hygiene practice, the number of clinical hand-wash basins should be adequate and their location decided by the infection control team in conjunction with clinical staff. Alcohol hand-rub dispensers must also be provided. Space should also be provided for sharps bins so that sharps can be discarded at the point of use.

SECURITY[7]

2.80 Maintaining the safety and security of children should be the top priority. See 'Friendly healthcare environments for children and young people' (NHS Estates, 2003, p 30). The use of CCTV as a means of monitoring the movements of children and others who may have access can provide extra assurances to staff and patients.

2.81 The use of tagging for babies and young children who are in-patients should be considered by the planning team and, if adopted, the engineering requirements need to be addressed. Urgent help can be summoned via a direct link to hospital security in the event of an emergency.

Door locks

2.82 Doors to rooms that should not be entered by young children should be fitted with high-level latches.

6 See paragraph 4.22 of the Hospital Services Standard.

7 See paragraph 5.3 of the Hospital Services Standard.

A52756968

Licensed copy from CIS: annie.cheung, Nightingale Associates, 22/10/2012, Uncontrolled Copy.

Where rooms require privacy, the doors should be fitted with "free-to-escape" emergency release. In this case, thumb-turn locks are not appropriate, as they can be easily tampered with by young children and cause panic in an emergency.

2.83 Door control systems should be provided to all entrance/exit doors to prevent accidental egress. They should be controlled externally with close proximity cards and internally by a press-to-release switch at a high-level. They will also be operated from the communications base, coupled with an audio-speech facility between the entry door and the communications base for identification purposes. Door control systems must be capable of manual or automatic release on initiation of the fire alarm system.

ENVIRONMENTAL CONSIDERATIONS

2.84 The impact of any new procurement on the environment is of significant importance and is an integral part of NHS responsibility for the health and well-being of the community. Care must be taken to contain the environmental impact of activities to a practical minimum consistent with maintaining responsibilities for providing high-quality patient care. Commitment to the requirements of the Environmental Protection Act 1990 and all other relevant statutory legislation is essential. See 'Sustainable development: Environmental strategy for the NHS' (http://www.nhsestates.gov.uk) for environmental considerations when designing and building healthcare facilities. See also 'Sustainable development in the NHS' (NHS Estates, 2001).

2.85 All future capital development schemes are required to score business case submissions against the NHS Environmental Assessment Tool (NEAT). (For further information see http://www.nhsestates.gov.uk/sustainable_development/content/construction.html.)

2.86 It is particularly important to:

- encourage the efficient and environmentally friendly use of energy by promoting energy conservation and, where economically viable, investing in energy-saving technology and management;
- provide environmental training to appropriate staff, and ensure that all staff are aware of environmental policy and how they can contribute to overall environmental performance;
- promote waste minimisation and reduce the environmental impact of waste through beneficial use, where practical, or safe disposal where not;
- reduce pollution of air, land and water (where practicable).

DESIGN CONSIDERATIONS

2.87 Designers should create an environment in the children's unit that will help patients feel at ease, be conducive to efficient working, and contribute to staff morale. (Reference may be made to 'Demonstrably different' and 'First impressions, lasting quality' issued by the Department of Health, and 'Environments for quality care: health buildings in the community', NHS Estates, 1994.) For information on understanding the five senses in relation to design, see 'Friendly healthcare environments for children and young people' (NHS Estates, 2003).

2.88 Indoor planting and external landscaping are of special value. Imaginative use of floor and wall finishes,

A52756968

Licensed copy from CIS: annie.cheung, Nightingale Associates, 22/10/2012, Uncontrolled Copy.

Paintings on corridor walls and in reception area, Walton Centre for Neurology and Neurosurgery

colour and lighting will help to produce a warm and friendly atmosphere in the children's unit.

2.89 The design process should include the choice of well-designed furniture and fittings, and co-ordination of flooring and wall finishes and colour. All areas should be decorated in calming colours such as pastel shades, which are generally preferred by patients and staff. When choosing and positioning furniture and fittings, the size and reach of patients should be considered. Fittings and furniture with sharp corners should be avoided. See pp 30–35 of 'Friendly healthcare environments for children and young people' (NHS Estates, 2003) for guidelines on preventing children from having acccidents.

ART IN HOSPITALS

2.90 Works of art and craft can contribute significantly to the internal environment. These need not be limited to simply pictures on a wall. Every opportunity should be taken to include works by artists and craftspeople in appropriate spaces in the unit. These may include paintings, murals, prints, photographs, sculptures, decorative tiles, ceramics, textile hangings and furniture; the reception desk can also be used in a creative way.

2.91 Works of art and craft often lend special identity to individual spaces and help give a sense of locality.

2.92 Advice should be sought from experts on:

- obtaining grants. In some cases, moneys for art within a capital scheme can be matched by grants from charities or regional arts boards;
- ensuring quality in all art and craft works;
- appropriately locating art and craft works;
- selecting artists and craftspeople.

2.93 Advice should also be sought from the infection control team on the appropriate use of art in hospitals.

2.94 See also 'The art of good health: using visual arts in healthcare' (NHS Estates, 2002) and 'The art of good health: a practical handbook' (NHS Estates, 2002).

NATURAL AND ARTIFICIAL LIGHTING

2.95 Sunlight enhances colour and shape and helps to make a room bright and cheerful. The harmful effects of solar glare can be dealt with by architectural detailing of window shape and depth of reveals, as well as by installing external and internal blinds and curtains.

2.96 Natural lighting is important to the well-being of patients and staff. Wherever possible, spaces to be occupied by patients, escorts and staff should have natural daylight with an outside view.

2.97 Artificial lighting, as well as providing levels of illumination to suit activities, can make an important contribution to interior design. Designers should develop a lighting scheme that will help to promote a high-quality image for clinical activities in the children's unit and a non-clinical, soft environment in as many spaces as possible.

2.98 Artificial lighting provided in spaces occupied by patients should enable changes to skin tone and colour to be clearly defined and easily identified.

2.99 Luminaires should not be mounted on ceilings immediately above positions where patients lie on a trolley. This applies to all patient spaces.

DIAGNOSTIC IMAGING

2.100 There are a number of statutory requirements relating to diagnostic imaging that each planning team must take into account. These include the following:

- the 1999 Ionising Radiations Regulations (which focus on protecting staff);
- the 2000 Ionising Radiations (Medical Exposure) Regulations (which focus on protecting patients);
- the 1993 Radioactive Substances Act (which is concerned mainly with the safe use of radioactive substances).

2.101 Codes of practice issued by the Health and Safety Executive and the National Radiological Protection Board should also be adhered to. Further information regarding these requirements is detailed in HBN 6 Volume 1, 'Facilities for diagnostic imaging and interventional radiology'.

A52756968

Licensed copy from CIS: annie.cheung, Nightingale Associates, 22/10/2012, Uncontrolled Copy.

Children in playroom, Oxford Radcliffe Hospital. Photographer: Lisa Payne

STORAGE

2.102 All babies and young children require a lot of equipment to support their activities of daily living, for example buggies, high-chairs and play-pens. This equipment is bulky, and additional storage space must be provided in all healthcare facilities that cater for babies and young children over and above the standard accommodation for general equipment.

PLAY FACILITIES[8]

2.103 The importance of play for children, and the unique role of the hospital play specialist, are described in 'Friendly healthcare environments for children and young people' (NHS Estates, 2003, pp 37–38). Play specialists should be included on the planning team when designing a new children's unit or refurbishing an existing one. Spaces for play are an essential requirement in all patient areas.

2.104 A playroom is required in the in-patient accommodation where children can participate in a range of different activities simultaneously. No clinical interventions should take place in this room. See paragraphs 3.171–3.176 of this HBN.

Outdoor play areas

2.105 Children should have the opportunity to run and move about freely, even in the hospital environment. The availability of external play spaces may well contribute to a reduction in stress and disruptive behaviour. Where possible, children should have access to courtyards, patios, verandas, terraces, roof gardens and adventure playgrounds.

2.106 Advice from play specialists and landscape architects should be sought during the early planning stages. The Sure Start Initiative (forthcoming) makes a number of recommendations for planners when designing external play spaces. These are set out in 'Friendly healthcare environments for children and young people' (NHS Estates, 2003, p 38).

EDUCATION FACILITIES[9]

2.107 'Access to education for children and young people with medical needs' (DfES/DH, 2001) sets out minimum national standards for the education for children who are unable to attend school because of their medical needs, in whatever setting.

2.108 See the joint DfES/NHS Estates guidance 'Meeting the educational needs of children and young people in hospital' (2003) for detailed guidance on the provision of education accommodation in hospital. The key design elements are listed in paragraph 3.221 of this HBN.

2.109 "It is critical that planning the education facility begins at the early stages of planning the whole hospital

8 See paragraphs 3.7–3.8 of the Hospital Services Standard.

9 See paragraph 3.9 of the Hospital Services Standard.

A52756968

Licensed copy from CIS: annie.cheung, Nightingale Associates, 22/10/2012, Uncontrolled Copy.

Courtyard, Walton Centre for Neurology and Neurosurgery

Courtyard, Queen's Park Hospital, Blackburn

A52756968

Licensed copy from CIS: annie.cheung, Nightingale Associates, 22/10/2012, Uncontrolled Copy.

Child choosing meals, Oxford Radcliffe Hospital. Photographer: Lisa Payne

project, whether it be a refurbishment or new build" (paragraph B1 of the joint guidance).

2.110 The accommodation required will vary depending on the size and approach of the hospital and the Local Education Authority. For example, some hospitals may teach young people in a separate area from younger children, reflecting ward arrangements. It is therefore essential to consult all key participants (from clinical to educational and support staff) at the earliest stage in the design process.

2.111 Planning teams should read both documents in conjunction with the complementary guidance 'Friendly healthcare environments for children and young people' (NHS Estates, 2003).

CATERING[10]

2.112 All patients should have access to catering facilities 24 hours a day. In the in-patient accommodation, separate dining facilities, away from the playroom and bed spaces, should be made available for babies, young children and their families. Wherever possible, a dedicated space should be provided for young people and their families.

2.113 Planning teams should refer to 'Better Hospital Food Programme: Catering services for Children and Young Adults' (NHS Estates, 2003) for "gold standards in the provision of catering services to children and adolescents", as it impacts on the design of out-patient, in-patient, play and education facilities. Further information about catering in hospitals can be found at http://www.betterhospitalfood.com.

FACILITIES FOR FAMILIES/CARERS

2.114 Workshops for parents run by the Children's Heart Federation revealed that inadequate or poor accommodation for families adds to the considerable stress already being experienced by the family (http://www.childrens-heart-fed.org.uk/regents%20report.htm). There is currently a significant lack of resident and non-resident facilities for siblings.

2.115 As a general principle, parents/carers should be encouraged to stay with their child in hospital.

2.116 All single bedrooms should provide sufficient space for a bed for a parent. All bed spaces in a multi-bed room should accommodate at least a reclining chair. Individual project teams should decide to what extent additional accommodation for resident parents is required within the children's unit. Bathroom facilities should be en-suite.

2.117 In units where critically ill children are cared for, it should be possible for at least one parent or carer to remain with their child overnight. The accommodation should be adjacent to the children's unit, as families need to be certain that they can return to the patient's bedside immediately if required. There should be a family room with en-suite facilities for every bed space.

10 See paragraph 5.9 of the Hospital Services Standard.

A52756968

Licensed copy from CIS: annie.cheung, Nightingale Associates, 22/10/2012, Uncontrolled Copy.

"HAPPY"/"CALMING" ROOMS AND SNOEZELEN ROOMS

2.118 Some children's units have enabled children to choose where they undergo an investigation that is unpleasant or painful. An example of this was seen in a children's cancer unit where children required regular blood tests. Children could choose for this procedure to be carried out in the "happy room" or the "calming room". The children said they found this space beneficial and staff said that it was frequently used. The room can also be used to accommodate a child who is distressed, disruptive or displaying complex behavioural problems. See paragraphs 3.186–3.191.

2.119 The Snoezelen room can fulfil a similar function to the happy/calming room, offering "time out". Children with severe learning disabilities can benefit particularly. Clinical interventions should not take place in this room – children should be able to feel absolutely safe here. See paragraphs 3.192–3.193.

BEREAVEMENT FACILITIES[11]

2.120 "A dying child is a child first and foremost and their needs as children should be accommodated as a priority. The environment therefore needs to be child friendly and as 'home like' as possible" ('National Minimum Standards: Regulations for Independent Health Care', DH, 2002, p 126).

2.121 Most terminally ill children die at home and are cared for by their families, supported by professionals such as their GP and specialist nurses. It is a rare event that a child whose death is anticipated dies in a general hospital, although some may choose to die in hospital. Most deaths that take place in a general hospital are unexpected, for example a baby who dies during delivery, in a maternity or obstetric department or neonatal unit, or a child who dies in A&E or in the operating theatre having presented with major trauma or an acute-onset illness.

2.122 The general bereavement facilities required in A&E are described in detail in HBN 22, 'Accident and emergency facilities for adults and children'; in intensive care in HBN 57, 'Facilities for critical care'; in operating theatres in HBN 26, 'Facilities for surgical procedures'; and will be addressed in the forthcoming guidance on maternity facilities. The principles outlined in 'Friendly healthcare environments for children and young people' (NHS Estates, 2003) should be adopted for all bereavement facilities.

2.123 Support facilities of a high standard are required for the child and their family. Dedicated bereavement facilities are usually located within a mortuary department, which serves the whole hospital (see HBN 20, 'Facilities for mortuary and post-mortem services', pp 16–17). In a children's unit within an acute general hospital, it is unlikely that dedicated bereavement facilities will be required; however, there should always be access to a quiet, comfortable room.

2.124 A tertiary children's hospital will provide a dedicated bereavement suite (see paragraphs 3.232–3.238).

DESIGNATED SMOKING AREAS

2.125 In recent years, many NHS trusts have implemented a total ban on smoking anywhere on the premises. There is evidence, however, that some trusts have revised this decision and re-introduced designated smoking areas. The reasons for this are two-fold, the first being that patients, relatives and staff who smoke continued to do so in areas that could present a danger through the increased risk of fire. The second and perhaps most significant reason is that as long as tobacco remains a legal substance, a complete ban in all areas may constitute a breach under the Human Rights Act 1988.

2.126 The smoking policy should therefore be decided (to include a total ban or to designate "smoking areas"), implemented and enforced by the trust board.

11 See paragraph 3.28 of the Hospital Services Standard. This topic is covered in the full Children's NSF.

A52756968

3 The built environment – specific design requirements

Licensed copy from CIS: annie.cheung, Nightingale Associates, 22/10/2012, Uncontrolled Copy.

Tree House Unit, Stockport NHS Trust

A52756968

Licensed copy from CIS: annie.cheung, Nightingale Associates, 22/10/2012, Uncontrolled Copy.

3.1 This chapter sets out the specific design requirements of the individual spaces in a children's unit within an acute general hospital serving a population of 300,000.

MAIN ENTRANCE

3.2 The dedicated main entrance to the children's unit is for the use of patients, carers and visitors who require access to this facility only. In a refurbishment, if only one main entrance to the hospital exists, the principles described in paragraphs 3.3–3.6 should still be adopted.

3.3 Dedicated parking spaces should be provided for both people with disabilities and parents with young children.

3.4 The entrance should have a suitable canopy that covers a walkway from the designated drop-off point. Barriers should be provided to protect children from nearby traffic.

3.5 The entrance should have a draught lobby with automatic sliding doors. The lobby should be large enough to allow the easy movement of patients with a variety of conditions, including those using wheelchairs and walking aids. The floor covering should be able to trap dirt carried by footwear and wheels, and be easily cleaned.

3.6 The entrance should be fun, welcoming and child-friendly. It should be bright, airy and spacious, with plenty of visual stimulation to distract children of different ages. Child-friendly landscaping, external water features and lighting should be integral to the design.

Dedicated entrance only

3.7 This entrance will be open to the public from early morning until late evening, seven days a week. It will be monitored by CCTV linked to the main hospital security. At night, the door to the main entrance will be locked. Access to the in-patient area for staff and relatives will be via the hospital street and controlled by close proximity cards.

3.8 See also 'Welcoming entrances and reception areas' (NHS Estates, 2003), 'Improving the Patient Experience: Best practice guide' (NHS Estates, forthcoming) and 'Friendly healthcare environments for children and young people' (NHS Estates, 2003) for further guidance.

MAIN RECEPTION

3.9 The reception area is the focal point – it should be located in an open space directly inside the entrance and be immediately visible. Staff should be able to see all patients and carers entering the unit and should have clear vision of the children's waiting/play areas. CCTV should be installed in strategic places.

Children's waiting area. Courtesy of NHS Photo Library

Loch Ness Monster, Derbyshire Children's Hospital. Reproduced by kind permission of the Medical Illustrations Department, Southern Derbyshire Acute Hospitals NHS Trust

A52756968

Licensed copy from CIS: annie.cheung, Nightingale Associates, 22/10/2012, Uncontrolled Copy.

Boat reception desk, Children's A&E Department, Bradford Royal Infirmary

House reception desk, Bristol Royal Hospital for Children Photographer: Jerry Hardman-Jones

Reception desk

3.10 The design of the reception desk should be of a high quality and allow access for people with disabilities. It should take account of the varied heights and sizes of children. The counter top should have two heights; one for wheelchair-users and children (71 cm), and one for older children and adults at standing height for occasional writing (1 m; computers should be located behind this part of the desk). See HBN 22, 'Accident and emergency facilities for adults and children', Appendix 2, Sheet 7 for a reception desk layout. The desk should be as child-friendly as possible, and include forms of artwork.

3.11 Space is required for computer facilities, a working supply of stationery and office accessories. Chairs with castors should be used to facilitate quick movement in case of an emergency. The floor surface should be carpet in this case.

Waiting/play area

3.12 The waiting/play area should have direct access from the reception area and have easy access to patient areas. It should have a comfortable and relaxing environment with domestic-type finishes and furnishings (see BS 8409:2002).

3.13 There should be adequate space around the seating for parking pushchairs, for people with walking aids and for wheelchairs, without impeding circulation areas. Different types of table and chair are required suitable for children of different ages and heights and for

A52756968

Licensed copy from CIS: annie.cheung, Nightingale Associates, 22/10/2012, Uncontrolled Copy.

adults. Occupational therapists or ergonomists should be consulted on the selection of appropriate seating.

3.14 A drinking-water dispenser, preferably a water fountain, is essential. Vending machines that dispense cold drinks and snacks are desirable.

3.15 Consideration should also be given to the needs of pregnant and nursing mothers. Planning teams should demonstrate their commitment to the Baby Friendly Health Initiative by ensuring that there is a supportive environment for women who choose to breastfeed their babies in public areas (see http://www.babyfriendly.org.uk). The criteria for meeting the Baby Friendly Health Initiative (BFHI) are described in 'Friendly healthcare environments for children and young people' (NHS Estates, 2003).

3.16 Spaces for privacy and quiet are also desirable.

3.17 Easy access to telephones and buggy storage areas is required. Sanitary facilities, nappy changing and infant feeding rooms should be located adjacent to the waiting area.

Play area

3.18 A designated and secure play area for children should be provided. The layout of the waiting/play area should take account of the separate needs of younger and older children. Sub-division may be achieved by the skilful arrangement of seating, by screens and/or by indoor planting. Sound-reducing fabrics and finishes should be specified to reduce the impact of the noise emanating from children and their toys (see HTM 87, 'Textiles and furniture').

3.19 Toys, display panels, writing surfaces and books (with appropriate storage) should be provided for children of all ages. Toys that are the property of the healthcare sector must comply with BS 5665. A toy safety policy should be agreed locally. Planning teams may wish to consider the provision of low-level background music and/or a TV/video system. These can help patients and parents/carers to relax and can alleviate boredom. A supply of current reading material should be available in a well-designed holder.

3.20 Internal play spaces should have views through windows with low sills. Ideally, they should have access to courtyards or enclosed landscape areas, with opportunities for shelters within these spaces. The spaces should be designed to engage or stimulate the senses, especially sight and touch.

Telephones

3.21 Payphones for use by visitors should be located within the main waiting area. One should be wheelchair-accessible and fitted with an inductive coupler to assist people using a hearing aid.

3.22 A telephone with a freephone taxi service should be provided and it must meet the criteria of the Disability Discrimination Act 1995 (see HFN 14, 'Disability Access'). See also 'Rights of Access: Goods, Facilities, Services and Premises' (Disability Rights Commission, 2002).

Baby-buggy and pushchair bay

3.23 A bay is required where parents/carers can safely and securely store baby-buggies and pushchairs during their period of stay in the children's unit. Appropriate locking devices and wall protection are necessary.

WCs

3.24 Two unisex wheelchair-accessible WCs should be installed close to the reception area. They should not be overlooked from the waiting area to provide maximum privacy.

3.25 The WCs are for the use of children as well as adults. Child-specific WC pans are not required. Hand-washing facilities should be provided in all WCs. Touch-free WCs and adult height hand-wash basins should be installed.

Nappy changing room

3.26 A room where a baby can have a nappy changed, in privacy, should be located off the waiting area, connected to the infant feeding room. It should be large enough to accommodate an older child with continence difficulties and their carer (for the preferred option see Appendix 4, Sheet 4). Seating and facilities for the disposal of soiled nappies and other waste are required. Non-touch hand-washing and WC facilities should be provided.

3.27 The room should be sound-proofed with acoustic ceilings and partitions to prevent the sound of crying children travelling into adjacent spaces. It should be mechanically ventilated. Natural light is not necessary, but a high level of artificial light should be provided.

Infant feeding room

3.28 A room where a baby can be fed should be easily accessible from the waiting areas. Facilities for the disposal of waste are required. Non-touch hand-washing facilities should also be provided. For the preferred option see Appendix 4, Sheet 5.

3.29 This room should include comfortable seating with soft and washable furnishings. The fabric of the room should be sound-absorbent (see HTM 87). A dimmer switch should control the indirect wall/ceiling lights. Mobile artwork, suspended from the ceiling, is of great

A52756968

Licensed copy from CIS: annie.cheung, Nightingale Associates, 22/10/2012, Uncontrolled Copy.

benefit. Hi-fi equipment for playing music is also desirable. Where necessary, the room should be mechanically ventilated.

OUT-PATIENT FACILITIES

Sizing the unit

3.30 For an acute general hospital with a population of 300,000, there will be approximately 5400 paediatric out-patients per annum. Therefore, there will be 113 children per week based on 48 weeks, which is approximately 13 per session based on nine sessions per week. The numbers attending per session can fluctuate.

3.31 Allowing for undressing and dressing time, each consulting room will be able to accommodate two children per hour. Depending on the period of time for each session, this will determine the number of children that can be seen per room per session. For example, if the session is three hours, one consulting room will accommodate six children. Based on the approximate figure of 13 attendees per session for a three-hour session, two rooms will be required. However, to allow for fluctuations, three rooms would be the sensible option.

Shared facilities

3.32 The following facilities are shared between the out-patient suite, the CDC and the rehabilitation unit:

Main waiting room/play area

3.33 The main waiting area in the out-patient facilities should provide seating for a minimum of 30 people, with additional allowance for a play area. Two unisex wheelchair-accessible WCs are required. A nappy changing room, infant feeding room and access to a public telephone should be provided. A drinking water dispenser is essential. See paragraphs 3.2–3.29.

Waiting area floor and screen, Royal Preston Hospital

Disposal hold

3.34 A disposal hold is required where bags of soiled linen for reprocessing, sterile services department (SSD) returns, bags of refuse for disposal and other items, as appropriate, can be held prior to removal by porters. Bagged items should be identified appropriately using a colour-coded system, in accordance with national guidance and local policy.

3.35 The floor space should be clearly sub-divided so that different types of commodity are separate from each other. This will assist rapid collection and should also minimise the risk of items for reprocessing being accidentally taken for disposal by incineration.

3.36 The hold area should be located near the exit, from which collections will be made. It could have its own external door to enable collections to be made without the need to enter the unit.

3.37 Planning teams should base the size of the hold on the maximum anticipated load at any one time. This will be influenced mainly by the workload of the unit and the type and size of containers, and if necessary, the frequency of collections should be increased.

Housekeeping room

3.38 A mechanically ventilated, lockable storeroom is required for the storage of cleaning supplies and domestic equipment (see 'The Control of Substances Hazardous to Health Regualtions', 2002, relating to safe storage and use of chemicals and cleaning materials).

A52756968

Licensed copy from CIS: annie.cheung, Nightingale Associates, 22/10/2012, Uncontrolled Copy.

Out-patient department, Bristol Royal Hospital for Children – Photographer: Jerry Hardman-Jones

3.39 Facilities should be provided in this space for filling and emptying cleaning equipment via a bucket sink with hot and cold water. A sluice hopper for the disposal of soiled mop water, a sink for washing soiled mop buckets and a drainer should be provided, as well as a separate hand-wash basin. Provision of a low-level sink will facilitate the emptying and filling of buckets of water. Access to sinks should be unrestricted.

3.40 Some cleaning equipment is bulky, a factor which should be taken into account when designing and locating the housekeeper's room.

Switchcupboard

3.41 A switchcupboard with lockable doors, housing the main isolators and distribution fuse switchgear, must be:

- accessible directly from a circulation area (access space may be part of the circulation area);
- sited away from water services;
- lockable.

3.42 The switchcupboard, where possible, should be sited within the suite. There should be clear and safe access for maintenance staff and care should be taken to ensure that safety is not compromised, during maintenance, from passing traffic or the opening of adjacent doors.

Pharmacy

3.43 Quick and easy access to a pharmacy should be available. In a larger children's unit, a dedicated pharmacy located in the out-patient facility, albeit limited, should be provided in normal working hours. The pharmacy can also be utilised by the patients in the in-patient facility, for example following day surgery prior to their discharge home.

Out-patient suite

3.44 The out-patient suite should have the following dedicated accommodation.

Sub-wait with play area

3.45 This should be able to accommodate a minimum of ten people, with additional space allowance for a play area. It should have access to sanitary facilities and nappy changing and infant feeding rooms. The general ambience of the sub-wait with its associated decor, furnishing and fittings should follow the same principles as those described in the general waiting area (see paragraphs 3.2–3.29).

Consulting rooms

3.46 Flexible, multi-functional rooms are required that will enable the majority of children and their carers to remain in the same place for every aspect of their care. This will reduce the number of moves that children and their carers have to make on their journey through the

A52756968

out-patient department. These rooms provide facilities for all initial consultations, most clinical examinations, and treatment.

3.47 They should be positioned adjacent to the clean and dirty utility rooms. Each one will be equipped with weighing and measuring equipment. An additional treatment room has been provided for specialist clinical interventions (see paragraphs 3.52–3.54).

3.48 For privacy, and to help minimise the risk of cross-infection, all rooms should have full-height walls and doors. The use of curtained cubicles is unacceptable. Access should be via a door and a half (half door can be opened to allow space for trolleys and large equipment), which should be kept locked when the patient is being examined or treated. Doors must have a "free-to-escape" emergency release, for activation in an emergency and on initiation of the fire alarm system. Door swings should not impede movement or activities within the rooms, as 360° access to the examination couch/trolley is essential.

3.49 There should be sufficient space in each room to enable a minimum of two clinicians to move freely around the examination couch/trolley and to examine and treat the patient from either side. There should be sufficient space for a baby or young child to crawl around on the floor. There should also be sufficient space to accommodate a minimum of two parent/carers and equipment such as a buggy, pushchair or wheelchair.

3.50 Natural light is essential. Child-friendly decor should be included, provided the guidelines for minimising the risk of cross-infection are met (see HFN 30, 'Infection control in the built environment'.

3.51 The rooms should be equipped with:

- a clinical hand-wash basin with non-touch taps;
- an alcohol hand-rub dispenser;
- an examination couch/trolley;
- an examination lamp;
- a wall-mounted auroscope and ophthalmoscope;
- a mirror;
- an X-ray viewer (see paragraph 2.63);
- a computer workstation for recording clinical information and viewing digital images, with an adjustable-height office chair;
- a connection for IT services;
- two small upright chairs;
- a hands-free telephone;
- personal alarm transmitters for staff security;
- a staff call system for use by patients;
- a clinical emergency call for use by staff;

Hospital street and treatment room, Epsom General Hospital



Licensed copy from CIS: annie.cheung, Nightingale Associates, 22/10/2012, Uncontrolled Copy.

A52756968

Licensed copy from CIS: annie.cheung, Nightingale Associates, 22/10/2012, Uncontrolled Copy.

- bin holders for waste disposal (clinical and general waste);
- wall or trolley-mounted sharps bins.

Treatment room

3.52 The treatment room will require the same equipment as the consulting room. Some procedures will be undertaken in this room that cannot take place in the consulting room, for example cryosurgery and laser treatment.

3.53 Cryosurgical treatment requires the use of liquid nitrogen, liquid carbon dioxide, high-pressure carbon dioxide or high-pressure nitrous oxide. Mechanical ventilation must be provided and care must be taken to avoid discharging exhaust fumes into neighbouring supply ventilation or through windows to adjacent naturally ventilated spaces.

3.54 Laser equipment is bulky and requires additional space for storage. Electrical warning lights and doors that prohibit entry when the laser is in use are essential.

Clean utility

3.55 A clean utility is required where drugs, medicines and lotions can be stored and prepared, a working supply of clean and sterile supplies can be held, and dressing trolleys can be prepared for clinics. A controlled drugs cupboard may be located here. Non-touch clinical hand-washing facilities with an alcohol hand-rub dispenser and a refrigerator should be provided. A clean air supply should be provided.

Dirty utility

3.56 A dirty utility should include facilities for cleaning dressing trolleys and other items of equipment, for testing specimens of urine and faeces and recording results, for the disposal of liquid waste, and for temporarily holding items requiring reprocessing or disposal. A combined disposal unit, with worktop, and non-touch clinical hand-washing facilities with an alcohol hand-rub dispenser, should be provided. A stainless steel sink for washing dirty equipment, and mechanical extract ventilation, are required.

3.57 To reduce the risk of HCAI, clean disposable or non-disposable items such as bedpans, urine bottles and vomit bowls should not be stored here. These should be stored in the clean utility or bulk stores.

3.58 If possible, the room should also be adjacent to a WC for the collection of specimens.

Out-patient department treatment room, Queen's Park Hospital, Blackburn

A52756968

Licensed copy from CIS: annie.cheung, Nightingale Associates, 22/10/2012, Uncontrolled Copy.

Office

3.59 An office is required where administrative work can be carried out. This should include a workstation with a desk, seating for up to four people, storage for books and files, and a computer terminal. A repeater warning light for the controlled drugs cupboard may be located here.

Interview room

3.60 An interview room with en-suite facilities is required for discussion sessions for parents/carers. This room can also be used for staff training and seminars. Additional education and training facilities are located in the staff support facilities.

Stores

3.61 A room is required for the storage of bulk supplies. This space is intended as a holding store for medical and surgical supplies. The amount of storage required is determined by local supplies policy and use of the "just-in-time" system. Supplies can be stored using the modular storage system – see HTM 71, 'Materials management modular storage' for details.

3.62 An increasing number of UK hospitals have installed the "just-in-time" storage system, which involves a large centralised store on each site where all non-specialised clinical equipment is kept for regular distribution on a "top-up" basis to the different departments when it is required. Agreement should be reached about the minimum level of equipment that should be retained in each department at all times. All just-in-time equipment is bar-coded. Before each piece of equipment is used, a computer reads the bar-code, informing central stores that the equipment should be replaced. Clinicians who are using this system in acute hospitals are impressed with the results.

Child development centre

3.63 The CDC should have following dedicated accommodation.

Sub-wait with play area

3.64 The size of the sub-wait should be decided by the planning team, based on local attendance figures. There should be sufficient space for a minimum of two adults per child, with additional space allowance for a play area. It should have access to sanitary facilities, including two unisex wheelchair-accessible WCs, and to nappy changing and infant feeding rooms (see paragraphs 3.2–3.29).

Assessment rooms

3.65 The two assessment rooms in the CDC should provide accommodation that can be used for:

- consulting, examination, interview and treatment;
- assessment, observation and remedial therapy;
- play.

3.66 Fittings and furniture should include shelves and cupboards for the storage of equipment and toys. A pin- and chalkboard should be wall-mounted at a low level. A variety of tables, desks and nursery furniture, semi-easy chairs, and a mobile mirror with unbreakable/safety glass are required.

3.67 A clinical atmosphere should be avoided. Child-friendly decor is essential. Facilities for play (including sand and water play) and remedial therapy are required. Non-touch hand-wash basins should be installed. Full-length lockers for the secure storage of dry outer garments and other personal belongings of patients and carers should be located in the CDC.

3.68 Essential life-support equipment (oxygen and vacuum) is required, and an emergency alarm should be installed so that the staff can summon immediate help.

Observation room

3.69 An observation room is required, which should be located between the two assessment rooms. One-way viewing panels and audio and/or video transmission and recording equipment should be provided between the viewing room and the assessment rooms, so that the activities of a child can be observed from, and heard and recorded in, the observation room. Sufficient power points are required for the audio and video equipment.

3.70 The observation room should contain shelves and a table to accommodate the transmission and recording equipment. A two-way speech system will be required. Where appropriate, the room should be mechanically ventilated.

Dining room

3.71 Patients and carers who attend for whole-day sessions will need access to food and beverages. A small dining room with dining tables and stacking chairs is required. Storage and preparation units are essential for cutlery, crockery and dry foods. Beverages are prepared in this room. A sink and separate hand-washing facilities are required.

Dirty utility

3.72 Provision should be as for the out-patient suite (see paragraphs 3.56–3.58), with the exception of equipment for testing urine and faeces. Commodes and sanitary chairs will be stored here.

A52756968

Licensed copy from CIS: annie.cheung, Nightingale Associates, 22/10/2012, Uncontrolled Copy.

Office

3.73 Provision should be as for the out-patient suite (see paragraph 3.59), with the exception of the warning light for a drugs cupboard.

Interview room

3.74 Provision should be as for the out-patient suite (see paragraph 3.60).

Stores

3.75 Provision should be as for the out-patient suite (see paragraphs 3.61–3.62).

Rehabilitation unit

3.76 The rehabilitation unit should have the following dedicated accommodation.

Sub-wait with play area

3.77 The size of the sub-wait should be decided by the planning team, based on local attendance figures. There should be sufficient space for a minimum of two adults per child, with additional space allowance for a play area. It should have access to sanitary facilities, including two unisex wheelchair-accessible WCs, and nappy changing and infant feeding rooms (see paragraphs 3.2–3.29).

Rehabilitation rooms

3.78 Two rooms are required for assessment, observation and therapy by members of the multidisciplinary team. One room should be used for out-patients and the other for in-patients. As a project option, one of the rooms can be located in the CDC and the other in the in-patient unit. Changing rooms are required wherever the rehabilitation rooms are located.

3.79 The rooms should allow for the functioning of a wide range of equipment, some fixed and some mobile. Planning teams should consult remedial therapy staff locally with regard to how the room might be used and for precise furniture and equipment requirements; these factors will be influenced by the age range of the children and/or young people using the room. Essential life-support equipment (oxygen and vacuum) is required and an emergency alarm should be installed so that the staff can summon immediate help.

3.80 Protecting staff from injury when lifting, turning and carrying children should be a prime consideration. The Manual Handling Regulations must be implemented. Suitable lifting equipment should be installed, for example overhead hoists. Advice should be sought from the therapy professions when selecting the lifting equipment required.

3.81 The floor covering should be hard-wearing and non-slip. Hand-washing facilities with non-touch taps are required.

3.82 The rooms should be large enough to accommodate five to ten patients, staff and carers.

Changing rooms

3.83 Two changing rooms should be provided that can accommodate an older dependent child and their carer in complete privacy and comfort.

3.84 It is essential that a hoist is provided in each of the changing rooms to aid manual lifting.

Dirty utility

3.85 Provision should be as for the out-patient suite (see paragraphs 3.56–3.58), with the exception of equipment for testing urine and faeces. Commodes and sanitary chairs will be stored here.

Office

3.86 Provision should be as for the out-patient suite (see paragraph 3.59), with the exception of the warning light for a drugs cupboard.

Interview rooms

3.87 Interview rooms with en-suite facilities are required similar to those in the out-patient suite and the CDC (see paragraph 3.60).

3.88 A discrete and sound-proofed room in which speech therapists can work with children is essential. One interview room can also be used by the speech therapist (see HTM 2045, 'Acoustics: Design considerations', for intrusive noise criteria).

Stores

3.89 Provision should be as for the out-patient suite (see paragraphs 3.61–3.62).

Hydrotherapy pool with changing facilities

3.90 Access to a hydrotherapy pool is essential. However, it is unlikely to be located in the children's unit within an acute general hospital. Such pools will continue to be used by both children and adults. In a tertiary hospital, a dedicated children's hydrotherapy pool may be provided.

3.91 The staff should collaborate on an ongoing basis with the engineering department and a medical microbiologist to ensure that the correct conditions are maintained, as a variety of infections have been linked to hydrotherapy pools (see 'Hygiene for hydrotherapy pools', Public Health Laboratory Service, 1999).

A52756968

Licensed copy from CIS: annie.cheung, Nightingale Associates, 22/10/2012, Uncontrolled Copy.

Hydrotherapy pool, Bristol Royal Hospital for Children – Photographer: Jerry Hardman-Jones

3.92 See HBN 8, 'Facilities for rehabilitation services' for further details of the general design of a hydrotherapy pool.

IN-PATIENT FACILITIES

Shared facilities

3.93 The following facilities are shared by the day care unit, the in-patient unit and the paediatric assessment unit:

1. a main waiting room/play area with sanitary facilities, including a wheelchair-accessible WC, nappy changing facilities and an infant feeding room (see paragraphs 3.2–3.29);
2. a near-patient testing laboratory (see paragraphs 3.163–3.164);
3. a disposal hold (see paragraphs 3.34–3.37);
4. a housekeeping room (see paragraphs 3.38–3.40);
5. a switchcupboard (see paragraphs 3.41–3.42).

Day care unit

Sizing the unit

3.94 The number of bed/cot/trolley spaces required in a day care unit should be calculated on the following basis:

- the number of consultant episodes per year (*a*);
- the average length of a consultant episode – this will usually be half or full days (*b*);
- the number of days per year each bed/cot/trolley space is available (*c*).

3.95 The formula for calculating the number of bed/cot/trolley spaces is (*a* x *b*)/*c*. Planned occupancy in a day care unit that is supported by an in-patient unit should be around 100%, as each patient is an elective admission for a predetermined intervention by a specified clinician. For a day care unit with 8000 finished consultant episodes (FCEs) per year, 16 bed/cot/trolley spaces are required.

3.96 In a 16-bed ward, provision of 100% single rooms with en-suite facilities would offer maximum flexibility.

A52756968

Licensed copy from CIS: annie.cheung, Nightingale Associates, 22/10/2012, Uncontrolled Copy.

Furthermore, in an emergency situation, for example an epidemic, these rooms can be used as additional in-patient accommodation. Day care patients should not normally be mixed with acutely ill in-patients, except in an emergency.

3.97 For best practice, a minimum of 50% single rooms should be provided, with 20% (or greater than existing) being the absolute minimum. The schedules of accommodation in this guidance are based on eight single rooms with en-suite facilities (see paragraph 3.142), with the remaining eight in two four-bed wards with associated en-suite facilities or access to an assisted shower (see paragraph 3.121). Planners will need to consider carefully the needs of children of different ages and both sexes. Allocating one four-bed ward for younger children and one for young people would mean that it would not be possible to separate males from females in the older age group. It also limits the opportunity to admit a child of any age or either sex to an empty bed. Allocation of multi-bed spaces is ultimately a local decision. See also note at paragraph 2.70.

3.98 If the children's unit is a recognised oncology centre where children are admitted for chemotherapy, additional single bedrooms will be required. The number of rooms should be calculated locally and will depend on the proximity of the regional cancer centre.

3.99 The day care unit should have the following dedicated accommodation.

Reception with sub-wait and play area

3.100 The size of the sub-wait should be decided by the planning team, based on local attendance figures. There should be sufficient space for a minimum of two adults per child, with additional space allowance for a play area. IT facilities and games should be provided. It should have access to sanitary facilities, including two unisex wheelchair-accessible WCs, and to nappy changing and infant feeding rooms (see paragraphs 3.2–3.29).

Office

3.101 Provision should be as for the out-patient suite (see paragraph 3.59).

Interview room with en-suite facilities

3.102 Provision should be as for the out-patient suite (see paragraph 3.60).

Communications base/clean utility

3.103 A communications base with an associated small clean utility should be located at a central point within the unit. The communications base requires a desk with computer facilities and storage for files, stationery and records. An X-ray viewer is also required. A hands-free telephone should be located in a private area so that conversations cannot be overheard.

3.104 Activities taking place at the communications base include the observation of patients, reporting, report-writing, telephoning, viewing images, examining data on a central monitor and the use of computers. The base should be able to accommodate telecommunications facilities and a number of networked computers with IT services.

3.105 The controls for lighting and heating, and medical gas isolation valves, are located on the back wall of the communications base. Task lighting is required at night to prevent disturbing patients. Control of the entry system is transferred from the reception area to the communications base at night.

3.106 The clean utility should include storage facilities for small quantities of medical equipment and supplies. The controlled drugs cupboard is located here. A bay for the mobile resuscitation trolley should be located close to the communications base. A linen store should also be located close by.

Pantry/beverage making area

3.107 An area is required for the preparation of beverages and light refreshments for day patients. The area can be either integral to the communications base or located close by. A kitchen sink, worktop surfaces, storage units, a refrigerator, and a separate hand-wash basin with non-touch taps will be required.

Bed spaces

3.108 All bedrooms should be accessed via a free-to-escape, lockable door and a half. They should be enclosed by full-height, soundproof walls. They should have natural light with external views to a courtyard or landscaped area. Windows should have a low-level sill (a maximum of 600 mm) to enable small children to see outside from their bed or cot. Blinds to internal glazed screens and windows are required to permit privacy when required and give protection from glare and solar gain, controlled from within the room. Internal low-level windows are required so that the children can be observed by members of staff (see Approved Document N, 'Glazing – in relation to impact, opening and cleaning', The Building Regulations, DETR, 1999).

3.109 All bed spaces (in single and multi-bed rooms) should be designed to accommodate a full-size adult bed. There should be sufficient space for at least two members of staff plus a parent or carer around the immediate bed space. A bedside locker and easy chair are also required. A bed-head services panel should be provided incorporating:

- electrical socket-outlets;

A52756968

Licensed copy from CIS: annie.cheung, Nightingale Associates, 22/10/2012, Uncontrolled Copy.



Left: view to external play area from single bedroom; right: internal window in single bedroom, both Walton Centre for Neurology and Neurosurgery

- oxygen, medical air and vacuum outlets;
- a luminaire control switch;
- a nurse call button/indicator lamp;
- a staff/staff emergency pull switch.

3.110 A clinical/examination lamp is also required. The colour of the walls at the head-end should not distort the colour rendering of examination light sources. It should be possible to clearly define and easily identify changes to children's skin tone and colour. Children generally have more reflective skin than adults.

3.111 All single and multi-bed rooms require a clinical non-touch hand-washing facility with an alcohol hand-rub dispenser.

3.112 The overall ambience of the bedrooms should be one of comfort. The ambient, artificial lighting should be indirect, should provide wall/ceiling washing and should be dimmable via bedside controls.



Uplighter in single bedroom, Walton Centre for Neurology and Neurosurgery

3.113 The opportunity to display artwork on ceilings, walls and floors is essential. Ceiling-mounted artwork is particularly useful, especially when children remain in bed for long periods of time. It is also possible to read books, watch computer art forms and films using the ceiling as a screen. There should be storage space for toys and books.

3.114 Each bed area should have sufficient space for displaying personal effects such as family photographs,

Ceiling artwork, Bristol Royal Hospital for Children
Photographer: Jerry Hardman-Jones

A52756968

Ceiling tiles on wards, Royal Preston Hospital

favourite toys and get well cards (the Plaintree philosophy).

3.115 Patient entertainment should be considered, but as children are usually discharged from day care as soon as possible, this facility may not be required.

3.116 The minimum size of a single bedroom is 3.4 m x 4.2 m (see HBN 4, 'In-patient accommodation').

3.117 The minimum size of each bed space in a multi-bed room is 3.4 m x 3.5 m (see HBN 4).

3.118 Bed spaces in multi-bed rooms should be separated by a curtain system that meets the following criteria:

- the radiation protection requirements should be met. A lead-lined system is therefore suitable;
- when the curtains are pulled around the bed space, there should be 100% visual privacy;
- it should be possible to pull the curtains back completely against the wall, thus allowing an uninterrupted view of the patient;
- the density of the curtains should reduce the level of general noise transmitted and also improve the level of auditory privacy in the bed space. Again, a lead-lined system would help to achieve this;
- the curtains must also be fire-resistant;
- the curtains should be easily movable and easy to clean. UPVC-coated curtains are suitable as they can be wiped or washed clean in situ. Fabric curtains are not suitable as they increase the risk of HCAI.

3.119 The space for the clinical non-touch hand-washing facilities should not impinge on any of the bed spaces in the multi-bed rooms.

3.120 Play areas are not required in these multi-bed rooms.

Assisted shower room

3.121 The assisted shower room should be large enough to accommodate a shower, non-touch hand-washing facility and clinical waste bin.

3.122 The floor surface should be slip-resistant. The gradient of the floor of the wet area should ensure effective drainage to the waste outlet, thereby preventing ponding.

3.123 An emergency call system should be provided that is easily identifiable, accessible from the wet area, and that descends far enough to be within the reach of a patient who has fallen or collapsed.

3.124 Extract ventilation should preclude excessive heat and humidity.

Dirty utility

3.125 Provision should be as for the out-patient suite (see paragraphs 3.56–3.58). Commodes and sanitary chairs will be stored here.

Stores

3.126 Provision should be as for the out-patient suite (see paragraphs 3.61–3.62).

Treatment room

3.127 This treatment room provides facilities for most clinical examinations, assessment and treatment. It should be equipped to stabilise a Level 3 (critically ill; see Appendix 3 for definitions of the levels of care) baby, child or young person in an emergency situation prior to retrieval. A ventilator must be available.

3.128 The room is identical to that in the out-patient suite except that a medical supply unit for multi-parameter monitoring and medical gases is required. The hands-free telephone can be either wall-mounted or attached to the medical supply unit. It is envisaged that in the future, computed radiography imaging will be provided via the medical supply unit in this treatment room.

3.129 In this treatment room, a number of planned clinical interventions not requiring a general anaesthetic could take place. A child undergoing an elective procedure that requires a general anaesthetic should be transferred from the day care unit to the operating theatre department.

Licensed copy from CIS: annie.cheung, Nightingale Associates, 22/10/2012, Uncontrolled Copy.

A52756968

Licensed copy from CIS: annie.cheung, Nightingale Associates, 22/10/2012, Uncontrolled Copy.

3.130 The treatment room should be located next to the clean utility, where preparation for the procedures will take place.

3.131 A surgical hand-wash basin with an alcohol hand-rub dispenser must be installed.

3.132 Cryosurgical and laser treatment can also take place in this room (see paragraphs 3.52–3.54).

3.133 Natural light is not essential. Mechanical ventilation is required.

Staff WC

3.134 WCs are required for both male and female staff. The number required must comply with health and safety legislation. For guidance see the Workplace (Health, Safety and Welfare) Regulations 1992. Each WC will require a non-touch hand-wash basin and pan. Extract ventilation should be provided.

In-patient unit

3.135 Planning teams should ensure that facilities for children are: pleasant, calm and bright; safe and secure; as comfortable as possible; welcoming to patients and other family members; as free as possible from noise, especially at night; and free from unpleasant odours.

Sizing the unit

3.136 The number of bed areas and their configuration will depend on the size of the population served and local knowledge of the health needs of children. One ward may be required for surgery with another for paediatric medicine, or alternatively the bed areas may be divided on an age-related basis. Patients should be clustered by age where feasible so that they can share common activity spaces furnished and equipped for their needs.

Bed configurations

3.137 In a 20-bed ward, provision of 100% single rooms with en-suite facilities would offer maximum flexibility. For best practice, a minimum of 50% single rooms should be provided, with 20% (or greater than existing) being the absolute minimum. The schedules of accommodation in this document are based on 12 single rooms with en-suite facilities and integral parental accommodation. The reasons for the increased number of single rooms are as follows:

- a significant number of admissions to an in-patient unit are babies and very young children;
- paediatric medical emergency admissions are frequently as a result of infection and require isolation;
- children who are in-patients tend to be more acutely ill than in the past;
- each single room is equipped to enable Level 2 critical care interventions and stabilisation to Level 3 until transfer by a retrieval team to a tertiary centre is possible;
- single rooms enable maximum flexibility in admission policy, as children of any age, either sex, and of any culture can be accommodated without delay;
- single rooms enable children and their parents to enjoy complete visual and auditory privacy from other families;
- single rooms limit the potential for unauthorised approaches to a child.

3.138 If there is only one 20-bed ward with 12 single rooms, two four-bed wards will be needed. Planners will need to consider carefully the needs of children of different ages and both sexes. Allocating one four-bed ward for younger children and one for young people would mean that it would not be possible to separate males from females in the older age group. It also limits the opportunity to admit a child of any age or either sex to an empty bed. Allocation of multi-bed spaces is ultimately a local decision. See also note at paragraph 2.70.

3.139 The in-patient unit should have the following dedicated accommodation.

Sub-wait and play area

3.140 This should have access to sanitary facilities, including two unisex wheelchair-accessible WCs, and to nappy changing and infant feeding rooms (see paragraphs 3.2–3.29).

Bed spaces

3.141 See paragraphs 3.108–3.115 under 'Day care unit' for a description of typical bed spaces. In addition, parental accommodation should be provided in the in-patient unit.

3.142 Children and their parents should also have access to en-suite facilities. These should be suitable for use by a seated patient and should include a shower, non-touch flush valve WC and hand-wash basin with non-touch taps, shaver point and an illuminated mirror. They must be accessible via an emergency release door. The WC pan should be normal (adult) height and able to accommodate a patient on a sanitary chair (see Appendix 4, sheets 1 and 2).

3.143 Isolation rooms will be needed for infectious children or children at risk of infection from others – see paragraphs 5.60–5.61.

3.144 Also, the bed-head services panel in the bed spaces should include, in addition to those items listed in paragraph 3.109, the following equipment:

A52756968

Licensed copy from CIS: annie.cheung, Nightingale Associates, 22/10/2012, Uncontrolled Copy.

Single bedroom, Walton Centre for Neurology and Neurosurgery

- a socket for a patient handset;
- a patient handset storage bracket;
- TV/radio/telephone;
- ideally, an Internet connection;
- additional power sockets for children's entertainment systems/video games.

3.145 Additional items of mobile equipment that may be required in each bed space on an occasional basis include ventilators; a hoist; monitoring equipment, an intravenous pump and naso-gastric food pump administration; and a mobile baby bath.

3.146 In addition to the patient's own bed, each single bedroom should be large enough to accommodate a wall- or sofa-bed for their carer. The minimum space requirement for a single bedroom is 3.7 m x 4.1 m (excluding the en-suite facility; see Appendix 4 sheets 1 and 2).

3.147 Each bed space in multi-bed rooms should include a fold-away bed for a parent or carer. During the daytime, the space allocated to the fold-away bed should be used as a personal play area for the child. Each bed space should not be less than 3.6 m x 3.8 m, with no intrusions into this space (see Appendix 4 Sheet 3).

3.148 Multi-bed rooms should also incorporate a dedicated play area. The area should be large enough to accommodate a child's play table and seating, storage cupboards and shelving. This area can either be located as in Appendix 4 Sheet 3, or can be provided in a bay window.

Assisted bathroom

3.149 An assisted bath with an overhead hoist should be provided. There should be space for two adults, since a nurse may be teaching a carer. There should be adequate space for a child to undress, dry and dress, and for storage of bath preparations, towels, clothes and bath toys.

3.150 A peninsular bath is required, facilitating easy access to both sides and to one end.

3.151 For young children, bench space should be provided where they can lie or sit to be dried and dressed.

3.152 The cord of the patient nurse call system should be easily identifiable and accessible from the bath, and should descend far enough to be within the reach of a patient. The floor surface should be slip-resistant.

3.153 Extract ventilation should preclude excessive heat and humidity.

Assisted WC

3.154 A centrally located, assisted WC should be located within easy reach of the bed spaces, the play and dining room(s), and the recreation room, day room and dining room.

3.155 The WC should be wheelchair-accessible and include grab- and hand-rails. It should be designed to enable staff to access the patient from either or both sides of the WC.

3.156 The hand-wash basin should have non-touch taps and the WC pan should have a non-touch flush valve.

3.157 A member of staff should be able to leave the WC without exposing the patient to view.

Treatment room

3.158 The same procedures can take place in the in-patient unit as in the day care unit and therefore an identical room is required (paragraphs 3.127–3.133). The in-patient treatment room can be used in the short term as an additional "critical care" bed for a baby, child or young person awaiting transfer to a tertiary PICU. This treatment room would also require an anaesthetic machine.

A52756968

Licensed copy from CIS: annie.cheung, Nightingale Associates, 22/10/2012, Uncontrolled Copy.

Treatment room 2 (optional)

3.159 A second treatment room identically equipped to the one described above could be sited within the main operating theatre department. In this treatment room, children could be given a general anaesthetic for minor interventions not requiring life-support techniques (for example suturing, incision of abscess, or removal of foreign body). The paediatric surgeons support this concept because, if a procedure turned out to be more complex than envisaged, the child could be transferred immediately into a main operating theatre. Staff would need to change into theatre gear to access the support facilities shared with the main operating department.

Clean utility

3.160 Provision should be as for the out-patient suite (see paragraph 3.55). The controlled drugs cupboard is located here.

Dirty utility

3.161 The dirty utility should be the same as in the out-patient suite and the day care unit (see paragraphs 3.56–3.58). Commodes and sanitary chairs will be stored here.

3.162 In the in-patient unit, it will serve more beds for a longer period of time and, therefore, is likely to require more storage space.

Near-patient testing laboratory

3.163 A near-patient testing laboratory should be installed in the in-patient facilities for blood gas, electrolyte and glucose analysis and other tests. This will significantly reduce the length of time patients have to wait for results. This facility should also be made available to the out-patient department.

3.164 The main requirements are for a sink, laboratory benching and adequate bench space for equipment, electrical socket-outlet provision, ready use storage for a blood gas machine, a specimen fridge, and sufficient space for staff to perform tests and use computer equipment. Separate clinical hand-washing facilities with non-touch taps and an alcohol hand-rub dispenser are also required.

Communications base

3.165 A communications base should be located at a central point within the unit, as in the day care unit (see paragraphs 3.103–3.105). The base should have direct access to both the clean and dirty utility rooms.

Nurse base, Bristol Royal Hospital for Children – Photographer: Jerry Hardman-Jones

A52756968

Licensed copy from CIS: annie.cheung, Nightingale Associates, 22/10/2012, Uncontrolled Copy.

Office

3.166 Provision should be as for the out-patient suite and the day care unit (see paragraph 3.59).

Staff WC

3.167 See paragraph 3.134.

Dining facilities

3.168 Dining rooms should be divided into small units to provide more intimacy and to respect the needs of different age groups. This will also help to avoid acoustic problems inherent in a large space. It is also desirable to adopt varied design themes relative to changing multicultural menus. All dining spaces should have natural light and, where possible, views of landscaped areas. They should feel light and airy.

3.169 Ideally, these spaces should be punctuated with indoor planting, identifying them as an extension of the external spaces. Bright decor is recommended. Acoustic ceilings and partitions, together with cushioned flooring, will help to reduce noise levels.

3.170 See 'Better Hospital Food Programme: Catering services for children and young adults' (NHS Estates, 2003) and http://www.patientexperience.nhsestates.gov.uk/bhf/bhf_content/home/home.asp.

Playroom

3.171 There should be easy access from bedrooms to the playroom for patients who may be walking, in a wheelchair, or bed-bound, and for patients with mobility aids and intravenous stands.

3.172 This room should be large enough to accommodate a variety of activities including group work, individual play and family participation play. There should be plenty of space for children to move around and interact with each other and for young children to ride on toys.

3.173 The playroom should be designed in such a way as to engage and stimulate a child's senses. Fittings, furniture and equipment in the playroom should include:

- a small sink at child height;
- a fitted mirror for use in "dressing up" in imaginative play (see Appendix 4 Sheet 8);
- part of one wall covered with a chalk-board for use by younger children (see Appendix 4 Sheet 9);
- open bookshelves and shelves for toys and games at heights appropriate for children (see Appendix 4 Sheet 10);
- storage for toys and other bulky items and for materials such as paper, paint and clay;
- a lockable cupboard for the storage of play items requiring a degree of security;
- tables and chairs suitable for the range of ages likely to use the accommodation;
- a trolley with raised edges to move play equipment to children who are confined to their beds.

Playroom, Walton Centre for Neurology and Neurosurgery

A52756968

Licensed copy from CIS: annie.cheung, Nightingale Associates, 22/10/2012, Uncontrolled Copy.

3.174 Portable room dividers may be required in order to organise some activities within the playroom. They should be sound-insulated to ensure little noise cross-over from adjacent play activities. Portable room dividers are now available that have sound insulation properties.

3.175 The playroom should have natural light and allow views through windows with low-level sills (see Approved Document N, 'Glazing – safety in relation to impact, opening and cleaning', The Building Regulations, DETR, 1999).

3.176 Medical gas outlets and an emergency call system are required in case of emergency. Medical gas outlets should be located in a cupboard with storage for masks and a flowmeter for safety and security.

Outdoor play areas

3.177 There should be direct and controlled access from within the children's unit to a safe outside play area with a garden. The design of doors leading to the outside play area should allow easy access for patients in beds and wheelchairs. Supervision and security are particularly important to eliminate the risk of interference from outside and children wandering away.

3.178 Surfaces next to slides, climbing equipment, swings or other activity equipment must conform to safety standards and be constructed of well-drained impact cushioning (see BS EN 1176-3 and 1176-4:1998 and BS EN 1177:1998).

3.179 A suitable covered area should be provided to screen bed-bound patients from the sun.

Recreation room

3.180 There should be easy access from the bedrooms for patients who may be walking, in a wheelchair, or bed-bound, and for patients with mobility aids and intravenous stands. The room should be large enough to accommodate a variety of activities. Fittings and furniture should complement the activities taking place. A lockable cupboard should be provided for the secure storage of valuable items. Tables and easy chairs are also necessary.

3.181 Beverages and light refreshments are prepared in the recreation room, therefore worktop surfaces, a kitchen sink, storage units, a refrigerator and a separate hand-wash basin with non-touch taps are required.

3.182 Medical gas outlets and an emergency call system are essential in case of emergency. Medical gas outlets should be located in a cupboard with storage for masks and a flowmeter for safety and security.

External play area, Walton Centre for Neurology and Neurosurgery

Outdoor play area, Bristol Royal Hospital for Children

A52756968

Licensed copy from CIS: annie.cheung, Nightingale Associates, 22/10/2012, Uncontrolled Copy.

Quiet/study room

3.183 The quiet/study room requires tables and easy chairs for the patients to sit in comfort. Computer facilities with access to IT services should be available. The decor should provide a calm ambience. Flexible task lighting for study rooms should be provided over and above the ambient lighting. All the furniture and fittings should be ergonomically comfortable and soft to the touch. The space should be sound-insulated to prevent the ingress of noise from adjacent areas (see HTM 2045, 'Acoustics: Design considerations' for intrusive noise criteria).

"Pamper room"

3.184 Hairdressing facilities are required. The "pamper room" can be an energising space where the senses can be stimulated. Aromatherapy scents can be used to enhance the experience. These can easily be introduced into the room via commercially available products.

3.185 This room should be sound-insulated to prevent the ingress of noise from adjacent areas (see HTM 2045, 'Acoustics: Design considerations' for intrusive noise criteria).

Happy/calming room

3.186 One room can fulfil both functions. This can be achieved by a series of lighting combinations, visual displays and music to create either a happy or calm environment, depending on the child's choice at the time.

3.187 The overall ambience of the happy room should be uplifting and invigorating and can be achieved by reflecting bright and uplifting colours such as yellows and oranges. The artificial lighting should be brighter than the general lighting levels of the surrounding spaces. The projected artworks should have uplifting themes that can be modified to meet the needs of the respective age groups and cultures.

3.188 The overall ambience of the calming room should be one of serenity and tranquillity. Cool, low saturation colours should be reflected, such as shades of blue and green. Shades of pink have also been proven to calm high emotional states.

3.189 Artificial light should be specified within the blue or full spectrum range. The light should be indirect, with wall and/or ceiling washing.

3.190 The happy and calming rooms do not need to be large spaces but should be sufficient in size to accommodate three adults and the patient. Natural light is not essential, but mechanical ventilation should be provided. This room will require soft furnishings. Sufficient socket-outlets will be required for the specialist electrical equipment. All the furniture and fittings should be ergonomically comfortable and soft to the touch. A sound system should be provided to offer a variety of mood-enhancing or calming music. The walls and ceilings should be sound-insulated so that the child is not disturbed by noise from adjacent areas (see HTM 2045, 'Acoustics: Design considerations' for intrusive noise criteria).

3.191 Clinical equipment does not need to be kept in this room, but it should be located close to the clean and dirty utility rooms.

Quiet room (Snoezelen), Royal Preston Hospital

A52756968

Licensed copy from CIS: annie.cheung, Nightingale Associates, 22/10/2012, Uncontrolled Copy.

Snoezelen room

3.192 There are no furniture or fittings in a Snoezelen room, only soft furnishings such as cushions and bean bags. This room does not need natural light. Artificial light should be indirect, with wall/ceiling washing with a dimmable control. The room should be sound-proofed to prevent the ingress of noise from adjacent areas (see HTM 2045, 'Acoustics: Design considerations' for intrusive noise criteria).

3.193 This space should be well-ventilated owing to the heat output of some of the equipment that is required, such as fibre-optic lighting, kaleidoscopic equipment, wind chimes and air stones.

Kitchen

3.194 The in-patient kitchen should provide a 24-hour service. Meals will be prepared in the main hospital kitchen. However, the kitchen on the unit should store a range of foods that can be prepared and served to the children outside the normal mealtime service. See 'Better Hospital Food Programme: Catering services for children and young adults' (NHS Estates, 2003) for details of typical foods that should be made available (http://www.betterhospitalfood.com).

3.195 The kitchen should therefore be equipped with facilities for:

- preparing beverages and light snacks;
- checking and recording food prior to serving it to patients;
- filling patients' water jugs via a dedicated filtered water tap;
- storing dry goods, crockery and cutlery;
- storing a limited amount of perishable food in a refrigerator;
- storing canned food and light snacks;
- separate mechanical and manual washing-up of a limited amount of crockery and cutlery.

3.196 Consideration should also be given to the provision of an ice machine (see HTM 2040, 'The control of legionellae in healthcare premises: a code of practice').

3.197 To meet hygiene and health and safety requirements, all surfaces must be stainless steel. A separate stainless steel hand-wash basin with non-touch taps should be provided. A microwave, water boiler, refrigerator, toaster and dedicated drinking water supply, preferably a drinking fountain, are required.

3.198 Meals are transported to the patients in trolleys. Space is required for the storage of a general-purpose trolley, which is used for the distribution of beverages and water jugs and glasses.

3.199 In the interest of children's safety, the door handle to the kitchen should be located at a high level to prevent unauthorised access.

3.200 The kitchen must not be used for the storage and preparation of baby feeds.

Baby food store and preparation room

3.201 In a children's unit with more than one in-patient area, at least one baby food store and preparation room

Kitchen, Walton Centre for Neurology and Neurosurgery

A52756968

Licensed copy from CIS: annie.cheung, Nightingale Associates, 22/10/2012, Uncontrolled Copy.

should be located in the in-patient unit. Facilities are required for:

- storing the main stock of formula feeds;
- staff to prepare baby feeds and demonstrate the preparation of baby feeds and sterilization of equipment on a domestic scale.

3.202 A sink unit with a cupboard and drawers is required for the storage of bowls, spoons and a working supply of formula feeds. A refrigerator and water boiler are also required. Hand-wash facilities should be provided.

Room for use of a breast pump

3.203 A pleasant room should be provided where a mother can sit in privacy and comfort to express milk for her baby. Special arrangements will need to be made if expressed breast milk is to be stored (see joint letter from Chief Medical Officer/Chief Nursing Officer, Department of Health and Social Security, PL/CNO (99)5).

Linen store

3.204 The type of linen store depends on the linen supply policy: for a top-up system, a room with shelving is required; for an exchange trolley system, a space to park linen trolleys. In both cases, the volume of storage space is determined by the frequency of delivery. Spare pillows, duvets and blankets should be stored in this space.

Clothing store

3.205 Patients are encouraged to wear their own clothing. However, a clothing store is required for a back-up stock, as items may be loaned to some patients. The store should include hanging space for clothing of different sizes and compartmentalised shelving for items such as cardigans and underwear.

3.206 The clothing store and a linen store that is enclosed may be contained in one large space.

General store

3.207 A general store for items in daily use should include floor space for parking mobile equipment and standing pieces of equipment, and adjustable shelves.

Equipment store

3.208 An equipment store should be provided that is available for use by the in-patient unit for the storage of items of equipment not required on a day-to-day basis. Equipment may include beds, cots, cot sides, trolleys and wheelchairs, and a mobile baby bath.

3.209 Ventilators, monitoring equipment, intravenous pumps and naso-gastric food pumps will be stored here.

3.210 Electrical socket-outlets should be provided to enable battery-operated equipment to be recharged.

3.211 Floor space for parking mobile and large items of equipment, and for shelving, is required. The equipment store should be planned so that items can be removed easily, and should include a sub-divided area where particularly fragile and expensive equipment can be held to help prevent damage.

Paediatric assessment unit for emergency patients

3.212 The assessment unit located within the in-patient area should have a minimum of four bed spaces. Each bed space should have dedicated medical gases. Clinical hand-wash facilities with an alcohol hand-rub dispenser should be provided at each bed space.

3.213 Natural light is desirable but not essential. The colour of walls at the head-end should not distort the colour rendering of examination light sources. The unit should be sound-insulated and accessed via a double door suitable for the transfer of trolleys/beds.

3.214 The area must be fully equipped for resuscitation procedures and multi-parameter monitoring. Resuscitation equipment will be stored in this room. Near-patient testing facilities should be located adjacent to this unit.

Admission room for elective in-patients

3.215 This space should be welcoming and comfortable for children. It should be bright and airy, with plenty of visual stimulation to distract children of different ages. A room with an external view is desirable but not essential, as the patient will remain here for a few minutes only. The room should be sound-insulated (see HTM 2045, 'Acoustics: Design considerations' for intrusive noise criteria).

3.216 Furniture and equipment should include an examination couch/trolley, a dressing trolley, a mobile examination lamp, a small desk, a desk chair and a side chair. Clinical hand-washing facilities with non-touch taps and an alcohol hand-rub dispenser are required. Facilities are required for the storage of clinical examination equipment.

Family rest room

3.217 This room is used as a quiet sitting or reading space for parents/carers. Beverage-making facilities should be available. En-suite wheelchair-accessible WC facilities should be provided.

A52756968

Licensed copy from CIS: annie.cheung, Nightingale Associates, 22/10/2012, Uncontrolled Copy.

Visitors' sitting room

3.218 The sitting room should be large enough to accommodate several groups of visitors at one time. Its size should increase on a pro-rata basis with the number of beds within the unit. The decor should be selected carefully. People may need to wait here for long periods of time, so comfortable seating is essential, with sofas being ideal. Beverage-making facilities should be available. A TV should be included. En-suite wheelchair-accessible WC facilities should be provided.

Interview room(s)

3.219 At least one interview room should be provided where interviews and discussions can take place in privacy and comfort, for example with parents/carers of acutely ill patients. These rooms can be used in conjunction with the treatment room, as they are furnished in a child-friendly way.

3.220 There should be a separate exit door into the main corridor. It is important that family and friends are able to leave the area if they so choose, after receiving bad news, without having to meet up with other anxious families or walk back through the clinical area itself. A telephone should be provided. An en-suite wheelchair-accessible WC should be included.

Education facilities

3.221 If dedicated facilities are to be provided, there are certain key elements that should be included:

- discrete, distinct spaces for teaching that are large enough to allow for different layouts, to suit a range of activities including practical sessions;
- smaller "satellite" teaching spaces that can be used for exams, interviews and other activities where privacy is required;
- adequate and accessible storage space, both for the personal belongings of staff and for teaching materials;
- an outside area (accessible from the education facility) for play, study and recreation, wherever possible;
- adequate staff facilities – usually an administrative office and a staff room;
- wheelchair-accessible WCs, separate for staff and pupils.

3.222 All spaces should offer flexibility and adaptability to allow for children's varying needs. It is useful to have occasional access to a larger space for social events and workshops. This may be provided by a large classroom, combining two classrooms together, or in some cases using a hospital social area.

3.223 If dedicated facilities are not planned, access is required for a visiting teacher to office space, storage space and Internet and audiovisual resources at the bedside. See 'Meeting the educational needs of children and young people in hospital' (DfES/NHS Estates, 2003).

Imaging equipment bay

3.224 An open bay should be provided in the in-patient unit close to the clinical equipment store for the storage of imaging equipment and protective lead aprons. A socket-outlet should be provided for charging the imaging equipment. Lead aprons must be stored vertically to maintain their protection. Suitable wall brackets attached to a load-bearing wall or mobile stands are required for this purpose. The bay should be 5 m^2 to accommodate one mobile X-ray and a single ultrasound unit. A larger storage area, 8 m^2, will be required if mobile X-ray image intensifiers are used.

PAEDIATRIC INTENSIVE CARE UNIT (TERTIARY HOSPITAL ONLY)

3.225 The size and configuration of a PICU located in a tertiary hospital should mirror that described in HBN 57, 'Facilities for critical care'. The bed spaces, clinical support areas and staff support facilities are as described in detail in HBN 57.

3.226 The environment within the unit should not only support a critical care model but also be child-friendly (see generic advice in 'Friendly healthcare environments for children and young people'; NHS Estates, 2003). Facilities for parental accommodation should be provided in close proximity to the PICU.

3.227 Natural daylight is essential, and each bed space will require controllable blinds. It is beneficial to patients to be able to tell night from day. Artificial light should be indirect, with wall/ceiling washing and dimmer controls. Overhead equipment gantries often offer these uplighting opportunities.

3.228 Individual examination lights should be versatile, controllable and dimmable. The ambient artificial lighting should be full-spectrum to simulate daylight. The colour of the walls, especially at the head-end, should not distort the colour rendering of examination lights. It should be possible to clearly define and easily identify changes to children's tone and colour.

3.229 Specified fabrics, finishes, furniture and fittings should not produce smells, or gases such as benzene and formaldehyde that may cause or exacerbate a skin condition or asthma. The PICU should be sound-insulated using acoustic ceiling tiles and insulated partitions.

3.230 Ceiling-mounted artwork can be particularly beneficial when children remain in a supine position for

A52756968

Licensed copy from CIS: annie.cheung, Nightingale Associates, 22/10/2012, Uncontrolled Copy.

many hours and days. This artwork should be of a type that does not present infection control issues.

3.231 Parents benefit enormously from wall space that is devoted to case histories and photographs. Interestingly, they need not always be success stories – it seems to be the communication of shared experiences that helps them.

BEREAVEMENT SUITE (TERTIARY HOSPITAL ONLY)

3.232 The bereavement facility comprises a sitting room with an en-suite wheelchair-accessible WC and an adjacent viewing room (see Appendix 4 Sheet 6). The children's bereavement suite is additional to that described in HBN 20, 'Facilities for mortuary and post-mortem room services'.

3.233 The general ambience should be one of quiet and comfort. The suite needs to be sympathetic to grieving families. They should be able to sit and talk, make telephone calls, consume beverages, and wash their hands and faces. At times of death, ritual and ceremony become very important. The environment in which children see their brother or sister is important, as it will become part of their memories of that time. Touch is important, so parents and siblings may value the chance to hold their baby/child and perhaps to lie with him/her.

3.234 The suite should be sensitively decorated, with comfortable furniture, fittings, fabrics and furnishes. Warm pastel colours are appropriate. Carpets and wallpaper finishes can be used in this space. Patterns on furnishings should not be used, to avoid symbolic misinterpretation across cultures and religions.

3.235 The rooms should be sound-insulated to prevent the egress of sounds from grieving relatives or the ingress of noise from adjacent areas. Wall insulation and acoustic tiles will help to achieve the desired ambience. A sound system for relatives' own choice of music can be a useful inclusion (see HTM 2045, 'Acoustics: Design considerations' for intrusive noise criteria).

3.236 Subdued, indirect dimmable artificial light with a warm spectral range is suitable. This can be supplemented with the occasional table lamp. Daylight is not essential. A back-lit stained-glass window of an abstract design, acceptable to all religions, is recommended.

3.237 The viewing room should be equipped with a standard trolley. For infants and young children, a "Moses" basket or similar carrier should be available. Other furniture should include a wardrobe or domestic chest of drawers where clothing, linen and amenities required for limited preparation of the deceased person may be stored.

3.238 The Child Bereavement Trust (CBT) has published a number of documents to inform families, clinicians and others on bereavement issues – see http://www.childbereavement.org.uk. See in particular 'Best practice guidelines for the care of the family when their child or baby dies in the special care baby unit, neonatal or paediatric intensive care unit, the paediatric ward or the A&E unit' (CBT, forthcoming).

STAFF SUPPORT FACILITIES

Staff rest room

3.239 A staff rest room should be provided away from the patient areas and general circulation areas, where staff can relax but be called to the clinical area in case of an emergency.

3.240 The need to balance peace and quiet with the noise of TVs, videos and microwaves should be borne in mind. Natural light should be maximised.

3.241 The staff rest room may be used for meal, tea and coffee breaks. Account should be taken of the total number of staff working in the area and also the effect of shift overlaps. The rest room should be large enough to incorporate a galley kitchen, with an integral dining area and additional space for sitting comfortably in easy chairs. It should have natural daylight and an outside view. Smoking policy should be clarified so that both smokers and non-smokers are catered for, in separate areas. Access should be controlled via a close proximity card system to ensure personal safety. A call system is essential to recall staff to the clinical area in case of emergency.

3.242 Facilities are required for making beverages and snacks and for washing-up. Equipment should include a sink/drainer, refrigerator, dishwasher, microwave oven, toaster, drinks machine and storage space for crockery and dry goods. A fresh drinking water source, preferably a drinking fountain, should be installed. A separate non-touch hand-wash basin is required. The beverage bay may be provided as a separate space adjacent to the staff rest room, but is normally designed as an integral part of the rest room.

Staff changing facilities

3.243 Separate changing facilities are required for female and male staff. The number of WCs and showers should be calculated on the basis of the number of staff using the facility. For guidance see the Workplace (Health, Safety and Welfare) Regulations 1992. A minimum of two WCs/showers is recommended for each changing room.

3.244 Space is required for changing, clothes storage, showers and sanitary facilities. Estimates of changing space and locker provision should take into account the numbers of full-time and part-time staff, including

A52756968

trainees and students. Separate changing rooms for males and females are needed, each with its own shower room, hand-wash basin, shaving point, power-points for hair dryers and a large, well-illuminated mirror with a shelf. The sanitary and shower facilities should be provided in self-contained, full-height rooms to provide maximum privacy. Cubicle partitions are not acceptable.

3.245 Steps should be taken to ensure the security of personal belongings left in the staff changing area. Code-entry lockers are needed for permanent staff. A number of coin-operated, returnable lockers should be available for transient visitors. Access to the area should be controlled by a close proximity card system.

3.246 Extract ventilation is required to provide sufficient air changes.

Seminar room

3.247 A seminar room should be provided within the children's unit. The space should accommodate multidisciplinary teams of at least 20 people and contain slide and computer projection facilities, wallboards, imaging viewing facilities, computer terminals with access to the Internet and local colour printers, along with secure storage for audio-visual aids, computer equipment and printers. An intercom system should be installed between the seminar room and the clinical area to recall staff in an emergency. The hospital education centre is used for other, more formal and programmed teaching events such as a skills laboratory.

Departmental office accommodation

3.248 The need for personal space is not in question, and where space is at a premium it is suggested that a number of offices are located adjacent to, rather than within, the patient areas.

3.249 Offices are required for:

- the clinical director;
- the manager;
- the clinical staff (doctors, nurses, allied health professions);
- administrative and support staff (data clerks etc);
- the outreach team;
- clinical teaching staff;
- research staff;
- Local Education Authority teachers (see 'Meeting the educational needs of children in hospital' (DfES/NHS Estates, 2003).

3.250 Each project team should base their decision concerning the number of offices required within the children's unit on local knowledge about alternative and proximal locations within the building.

3.251 An increase in the use of IT may provide the opportunity for reducing the size and number of single-occupancy offices. An increase in hot-desking is anticipated within the next few years. A much more flexible and innovative approach to office accommodation is required, with greater use of multi-function rooms for meetings, interviews or staff appraisals.

3.252 Wherever possible, office spaces should have windows and natural ventilation, and be equipped with a computer terminal and internal and external telephones..

Staff meeting/interview room

3.253 A meeting room is required to seat a maximum of six people, with comfortable furnishings for conducting staff interviews or professional reviews with other staff. It is unnecessary to include a desk and there should be no telephone; however, an emergency call system operated from the communications base within the in-patient area should be provided.

Licensed copy from CIS: annie.cheung, Nightingale Associates, 22/10/2012, Uncontrolled Copy.

A52756968

4 Other general functional and design considerations

COMMUNICATIONS

4.1 Provision of effective communication systems is essential for the efficient management of the children's unit. These are described below.

Telephones

4.2 In locations where public telephones are provided, at least one should be mounted at a height suitable for wheelchair users and the handset fitted with an inductive coupler to assist people using a hearing aid.

4.3 Telephones should be provided in accordance with the whole-hospital policy for telephone services. Where telephones are provided for reception use, consideration should be given to hands-free systems. Ringing telephones in and adjacent to treatment spaces are a particular nuisance at times of peak activity, and consideration should be given to the installation of a system which will enable calls to be intercepted at an appropriate alternative location.

4.4 Staff based in different parts of, and staff moving around, the children's unit are required to communicate with each other. Unnecessary or abortive staff movement can be reduced, and messages can be received "hands-free" of communications equipment, by provision of an intercom system. This system should utilise the standard telephone system and telephone instruments, be simple to use, and cover locations of high staff activity. It can also accommodate a wide range of functions, both routine and emergency, and enable staff to communicate rapidly and when they require assistance, for example with calls:

- to all telephone instruments or a selected group of telephone instruments within the children's unit. This facility can be used to locate a member of staff, for example a doctor, a senior nurse or a porter, and for emergency calls for assistance in case of clinical need or potentially violent incidents;
- between two selected telephone instruments, including:
  - (i) calls for assistance. For example, a nurse working alone could open a communication channel to the communications base and call for assistance without leaving the patient;
  - (ii) routine communications;
- to intercom systems in other departments, for example the diagnostic imaging department.

4.5 Public telephones for patients and escorts should be located adjacent to the waiting area. This should include a freephone telephone for taxis.

Fax

4.6 Fax equipment will be required for communication with various outside agencies.

Patient-to-staff and staff-to-staff call systems

4.7 Patient-to-staff call systems should be provided in all spaces where patients may be left alone temporarily, such as treatment rooms and patient WCs. Staff-to-staff call systems should be provided in all spaces where staff consult, examine and treat patients. The staff systems must have a distinctive ring from the patient system. Terminals to the call systems should be located at the communications base.

Staff-to-patient communications

4.8 Project teams will need to consider how patients, including those with visual and auditory impairments, can be kept informed should they be required to wait temporarily prior to assessment. Options include announcements:

- by a member of staff personally;
- over a loudspeaker system;
- using a visual display unit.

CONTROLLED DRUGS CUPBOARD

4.9 Repeater indicator lights from the controlled drugs cupboard should be provided at a continuously staffed location, for example the reception desk or communications base.

NOISE AND SOUND ATTENUATION

4.10 Any unwanted sound is a noise and may disturb patients and staff. Noise-sensitive areas should be located as remotely as possible from internal and external sources of unavoidable noise.

Licensed copy from CIS: annie.cheung, Nightingale Associates, 22/10/2012, Uncontrolled Copy.

A52756968

Licensed copy from CIS: annie.cheung, Nightingale Associates, 22/10/2012, Uncontrolled Copy.

4.11 Speech privacy is essential in spaces where personal and confidential discussions are held, such as interview rooms and any clinical areas; discussions should be unintelligible in adjoining spaces.

4.12 Particular care should be taken where the adjoining spaces are waiting areas.

4.13 Sound transmission can be reduced by use of sound-containing partitions and doors. Use of soft floor-coverings and acoustic treatment of walls and ceilings (where hygienically acceptable) will improve sound absorption in a space (see HTM 87, 'Textiles and furniture').

4.14 Induction loops should be fitted where necessary in reception areas.

FINISHES

4.15 The quality of finishes in all areas should be of a high standard. Guidance on the selection of finishes is provided in the relevant Health Technical Memoranda (HTMs) – see 'References'.

4.16 Finishes should be robust enough to withstand accidental impact, and additional protection should be provided at likely points of contact. Trolleys and items of mobile equipment that may cause damage should be appropriately buffered. Cleaning regimes should be considered when materials are selected.

4.17 The infection control team should advise on the appropriate finishes throughout the project (see HFN 30, 'Infection control in the built environment'.

Colour

4.18 Colours of surfaces in spaces occupied by patients should not distort the colour rendering of light sources.

4.19 It must be possible to clearly define and easily identify changes to a patient's skin tone and colour. Decor should be light and pleasant.

Floors

4.20 Floors in the children's unit have to withstand harsh treatment. Therefore, the floor coverings and skirtings should be smooth, easily cleaned, contribute to the provision of a non-clinical environment and, at the same time, be hard-wearing. They must not present a hazard to disabled people nor restrict the movement of wheeled equipment. Floors should not be, nor appear to be, slippery, and the patterning should not induce disorientation.

4.21 Floor finishes in clinical areas should be slip-resistant vinyl sheeting; joints should be welded. Such flooring is tolerant of small movements in the structural floor. The floor screed must be perfectly smooth, crack-free and stable. Adhesives must be powerful enough to resist the formation of "waves" in the floor finish that can result when heavy equipment is moved. Sufficient time should be allowed for the adhesive to set prior to use. Thresholds at doorways between adjacent rooms are points of stress in the floor finish, and their design requires particular attention.

4.22 Carpets should not be used in clinical areas. Carpets may be suitable for use in the offices, staff rest room, overnight stay accommodation if included, and visitors' sitting rooms, but not the reception area. Carpets are extremely difficult to keep clean; therefore they must be meticulously monitored and maintained.

4.23 Changes of floor level are not acceptable and should be avoided wherever possible. Surface drag, static electricity, flammability, infection hazards and impermeability to fluids must be considered. HTM 61, 'Flooring' should be consulted for advice on user requirements and performance selection.

Walls

4.24 Wall finishes in the children's unit must be durable and able to withstand wet cleaning and the accidental impact of trolleys and heavy mobile equipment. Especially vulnerable points should have additional protection. Smooth paint surfaces are the easiest for cleaning, for example eggshell or vinyl silk emulsion.

4.25 Vinyl wall-coverings can be used in rest, interview and relative rooms.

4.26 Ceramic wall tiles are preferable in kitchen, shower and toilet areas.

Doors and frames

4.27 Doors and frames are particularly liable to damage from mobile equipment, and materials that will withstand this should be used. All double-swung doors should incorporate clear glass vision panels at the level of children and adults, but privacy, safety, or other considerations may require that the panels should be capable of being obscured. Where necessary, doors should be capable of being fastened in the open position (see HTM 58, 'Internal doorsets').

4.28 Doors should be designed to be resistant to damage from trolleys etc and should ideally be automatic in operation.

4.29 The requirements of the Disability Discrimination Act (1995) and BS 8300, 'Design of buildings and their approaches to meet the needs of disabled people – Code of practice' (2001) mean that the specification of doors and door furniture has become more stringent. The revised Approved Document M of the Building Regulations (2004) includes many of the requirements stated in BS 8300: 2001.

A52756968

4.30 Furthermore, the new BS EN standards for door furniture require CE (Conformité Européenne) marking of items of architectural ironmongery intended for use on fire/smoke-resisting and escape doors. Many of the requirements are now in force.

4.31 It is therefore important that designers, specifiers, facility managers and PFI consortia are aware of these regulations. Expert advice should be sought from a registered architectural ironmonger who can assist in the specification of architectural ironmongery to comply with the current regulations. For further details on the latest BS EN standards for architectural ironmongery, and details of registered architectural ironmongers, see the Guild of Architectural Ironmongers website, http://www.gai.org.uk.

Windows

4.32 In addition to the various statutory requirements concerning windows, the following aspects require consideration: illumination and ventilation; insulation against noise; user comfort; energy conservation; the prevention of glare; and the provision of a visual link with the outside world. Windows should, if possible, have a pleasant outlook.

4.33 Guidance on types of window and safety aspects is available in HTM 55, 'Windows' and Approved Document N, 'Glazing – safety in relation to impact, opening and cleaning', The Building Regulations, DETR, 1999.

Clinical hand-wash basins

4.34 The number of basins and their siting should be discussed and approved with a microbiologist at the design stage. The basins should be placed in a prominent position to remind the staff of the importance of hand-washing.

4.35 All basins should have curved sides with no plugs, no overflows, and be fitted with infrared non-touch taps which should not be placed over the waste outlet. Mixer taps should be used as very hot or very cold water discourages hand-washing. There must be sufficient space around the basin to wall-mount alcohol gel, liquid soap, hand disinfectant and paper towels. The splash-back should be a single waterproof sheet or seal mounting with polyurethane or wallglaze.

4.36 Non-touch taps are either mains powered or battery operated. Mains power is recommended, and a 3 amp fused spur is normally required.

4.37 Non-touch soap dispensers are now available, and their use in conjunction with non-touch taps at every clinical hand-wash basin is recommended.

4.38 The Government has confirmed targets for the public sector to reduce water consumption by at least 10%. The use of non-touch taps and WC flushvalves has helped to reduce water consumption in these areas by 30% in the short term and 50% in the long term. For further details of projects involved in water reduction, see the Government watermark website http://www.watermark.gov.uk.

Left – lift lobby; right – glass panel, Bristol Royal Hospital for Children; photographer: Jerry Hardman-Jones

Licensed copy from CIS: annie.cheung, Nightingale Associates, 22/10/2012, Uncontrolled Copy.

A52756968

Licensed copy from CIS: annie.cheung, Nightingale Associates, 22/10/2012, Uncontrolled Copy.

Corridors

4.39 Corridor design can be improved by:

- reducing their length;
- introducing changes in shape by inclusion of waiting spaces and lobbies;
- introducing daylight;
- providing views of outside areas such as landscaped courtyards;
- varying the colour of walls;
- the use of works of art.

Maintenance and cleaning

4.40 Materials and finishes should be selected to minimise maintenance and be compatible with their intended function. Building elements that require frequent redecoration or are difficult to service or clean should be avoided. Special design consideration should be given to corners, partitions, counters and other elements that may be subjected to heavy use. Wall-coverings should be chosen with cleaning in mind. Guidance on these aspects is given in HTM 56, 'Partitions', HTM 58, 'Internal doorsets' and HTM 61, 'Flooring'.

4.41 The infection control team should advise on the maintenance and cleaning of the materials and finishes (see HFN 30, 'Infection control in the built environment').

A52756968

5 Engineering services

Licensed copy from CIS: annie.cheung, Nightingale Associates, 22/10/2012, Uncontrolled Copy.

INTRODUCTION

5.1 Facilities for the delivery of healthcare to children and young people are subject to continuous change. It follows that the engineering services needed to support these facilities will also change. This guidance is not, therefore, intended to be prescriptive in respect of design solutions; it sets out to provide a point of reference from which individual designs can be developed.

5.2 This chapter assumes that the infrastructure of the main hospital is able to support the children's unit in terms of primary services, including a steam or medium/low pressure hot water supply, and a high/low voltage electrical supply.

5.3 It provides general guidance on the spectrum of engineering services that will be required in a children's unit. Certain departments within the facility will require specialised services, and reference should be made to the HBNs that refer specifically to those departments, in particular:

- HBN 6, 'Facilities for diagnostic imaging and interventional radiology':
  - Volume 1;
  - Volume 2: 'BMD, dental, neuro and PACS';
  - Volume 3: 'Extremity and open MRI, magnetic shielding and construction for radiation protection';
- HBN 12, 'Out-patients department', Supplements 2 and 3;
- HBN 57, 'Facilities for critical care'.

5.4 Engineering services should be designed in the context of total life-cycle cost, providing an optimal solution that takes into account the cost aspects of construction, longevity, operation and maintenance, energy, and ultimate replacement.

ENERGY CONSERVATION AND SUSTAINABILITY

5.5 The commitment of the NHS to sustainable development is encapsulated in the document 'Sustainable development in the NHS' (NHS Estates, 2004). While this document considers a wide range of sustainability issues, one area identified as having a major impact on the environment is the use of energy. The minimising of environmental impact by ensuring that energy is only used necessarily and efficiently is considered in this section in respect of:

- natural daylighting;
- natural ventilation;
- night set back (see paragraph 5.33);
- building regulations;
- heat recovery.

5.6 Efforts should be made to maximise the use of natural lighting. Passive solar design (PSD) should be used to ensure, insofar as it is possible, that areas such as operating theatres, recovery wards and office areas are located where they can benefit from natural daylight, while areas that do not benefit, for example stores, toilets and utility rooms, are located towards the core of the facility.

5.7 Areas where glare may be a problem, for example rooms where visual display units (VDUs) are routinely used, should similarly be located away from direct natural daylight.

5.8 Natural ventilation of rooms should be used wherever appropriate. The design should incorporate measures for minimising solar heat gains which, if uncontrolled, will precipitate a need for mechanical ventilation. Measures to minimise the need for cooling should include locating temperature-sensitive accommodation away from south-facing fascias, shading windows with brise soleil (a permanent sun shade outside an external wall), and using solar-reflecting glass where this is cost-effective.

5.9 Where operational policies permit, energy-using systems including heating, ventilation, cooling and lighting should be automatically controlled to reduce energy input to the facility, or sections of it, when it is not in use, for example at night or at weekends.

A52756968

Licensed copy from CIS: annie.cheung, Nightingale Associates, 22/10/2012, Uncontrolled Copy.

5.10 Where appropriate, the facilities should be designed to meet the requirements of the Building Regulations 2000 (Part L2).

5.11 Where economically viable, energy recovery systems should be used on air-conditioning and ventilation systems.

SPACE REQUIREMENTS FOR SERVICES AND PLANT

5.12 A high level of availability of engineering plant and services is critical to the ability of the facility to function safely and efficiently. It is therefore essential that the building design should incorporate adequate space for the installation and maintenance of plant, ductwork, pipework and cabling.

5.13 Space for plant and services should provide:

- easy and safe means of access;
- secure accommodation protected from unauthorised access;
- adequate space around plant and services to enable inspection and maintenance;
- sufficient space to enable redundant plant to be removed without the need to dismantle other major plant.

5.14 Recommended spatial requirements for engineering plant and services are contained in HTM 2023, 'Access and accommodation for engineering services'. Further useful information regarding the provision of space for plant is contained in BSRIA Technical Note TN 9/92 (BSRIA, 1993), and for building services distribution systems in BSRIA Technical Note TN 10/92 (BSRIA, 1992).

5.15 Wherever possible, space should be allowed within walls and above ceilings to facilitate the concealment of electrical and mechanical services. Securable, demountable panels should be provided to allow access to control and isolation valves as well as any equipment that is necessarily concealed within the spaces. Each panel should be clearly, but discreetly, marked to identify the controls or equipment located behind the panel. The use of demountable panels in areas where sterility is paramount (that is, preparation rooms and theatres) is not acceptable.

5.16 In general, but with the exception of drainage, engineering services should not be brought from the above-ceiling space of a floor below. Service distribution to a particular area should be contained in the service spaces on that floor.

5.17 Wherever possible, access to plant and services should be from plantrooms or maintenance areas, but where this is not possible, every endeavour should be made to effect access from general circulation areas and not from operational spaces.

5.18 In areas where wall-mounted heat emitters are installed, they should be contained within a 200 mm wide perimeter zone. The 200 mm zone, together with the space for minor engineering ducts required to service the emitter, is included in the building circulation allowance. Ceiling emitters may be used as an alternative to wall-mounted emitters to reduce the amount of space required.

5.19 Plantrooms, particularly air-conditioning and ventilation plantrooms, should be located as close as possible to the areas they serve, thus minimising the amount of space necessary to accommodate large ducts. Care should be taken to ensure that noise and structure-borne vibration cannot be transmitted from plant to areas external to the plantroom.

DESIGN FOR SAFETY

5.20 Health and safety legislation imposes a statutory duty on all people who design, manufacture, import, supply, install or erect "articles for use at work" through a range of co-ordinated health and safety regulations enacted under the Health and Safety at Work etc Act 1974.

5.21 Key regulations relating to premises and work equipment are:

- the Construction (Design and Management) Regulations 1994;
- the Management of Health and Safety at Work Regulations 1999;
- the Workplace (Health, Safety and Welfare) Regulations 1992;
- the Provision and Use of Work Equipment Regulations 1998;
- the Health and Safety (Safety Signs and Signals) Regulations 1996;
- the Noise at Work Regulations 1989;
- the Pressure Systems Safety Regulations 2000;
- the Pressure Equipment Regulations 1999;
- the Gas Safety (Installation and Use) Regulations 1996.

5.22 The vulnerability of patients in healthcare premises, where many engineering systems impact on patient safety, introduces additional risks and calls for an increased awareness of the importance of engineering system integrity. Engineering systems must be designed

A52756968

Licensed copy from CIS: annie.cheung, Nightingale Associates, 22/10/2012, Uncontrolled Copy.

to be especially robust to ensure that a failure in the quality or continuity of an essential engineering service cannot compromise patient safety.

5.23 The specific vulnerability of children in a healthcare environment requires engineering designers to take particular and additional care when designing and locating systems, plant and equipment. They should not be accessible to, and thereby pose a risk to, inquisitive children. Users should be consulted wherever there is any doubt.

5.24 Designers should be particularly aware of the role of engineering design in the control of infection, for example in respect of water services (see HTM 2027, 'Hot and cold water supply, storage and mains services' and HTM 2040, 'The control of legionellae in healthcare premises: a code of practice') and ventilation systems (see HTM 2025, 'Ventilation in healthcare premises').

5.25 Clearly identified devices for the control and isolation of primary engineering services should be located in areas where they can be protected against unauthorised interference, ideally in plantrooms, engineering service spaces or circulation areas. They should not be located in users' working areas.

5.26 The need to employ formal 'Permit to Work' and 'Permit to Use' procedures should be noted, particularly in respect of high-voltage electrical systems (see HTM 2021, 'Electrical safety code for high voltage systems (Escode – HV)') and medical gas systems (see HTM 2022, 'Medical gas pipeline systems'). It should be noted that changes in medical practice, for example in surgical procedures (see HBN 26, 'Facilities for surgical procedures'), will impact on the provision of facilities and the safety aspects of engineering design, and this must be accommodated in the design process.

FIRE SAFETY

5.27 The policy in respect of fire safety in healthcare premises is set out in the Firecode series of documents. The 'Fire Practice Notes' series provides further guidance on specialist aspects of fire precautions.

5.28 It is important to establish during the design stage those aspects of fire strategy that may affect the planning, design, configuration and structure of the facilities. At appropriate stages of the design process, the architect and engineer should discuss and verify their proposals with the relevant fire authorities, and ensure that the project team and all other planning staff are fully acquainted with the fire safety strategy for the design. This will include operational aspects (staff responsibilities etc), equipment provision, and building and engineering layouts. HTMs 57–60 provide detailed information on the selection of fire-resistant building components and materials.

5.29 Where a children's unit is created within an existing hospital, either as a conversion of an existing building or as a new building on an existing hospital site, it is essential that the fire strategy for the unit is integrated with the fire strategy for the whole hospital. This particularly relates to the need to ensure compatibility between existing fire detection and alarm systems and those proposed for the new facility.

ENGINEERING SERVICES (MECHANICAL)

General scope

5.30 The mechanical services installation includes the distribution of the following services:

- heating;
- hot and cold water;
- ventilation systems;
- refrigeration plant;
- environmental control and building management systems;
- medical gases;
- steam and condensate systems;
- sterilizing and washer-disinfector equipment.

5.31 For the purposes of this document, the installation is deemed to include each system from the point of entry to the department to the final connection to service outlets or specific equipment.

Heating systems

5.32 General space heating requirements can be met either by wall-mounted low-pressure hot water radiators or by ceiling-located low-pressure hot water emitters. In accordance with consumerism requirements, single-bed wards should be provided with a facility for adjustment of room temperature by the occupant, although a facility for disablement of this control by nursing staff should also be provided. Temperatures in multi-bed wards should be adjustable from the nurse base.

5.33 The heating system should be controlled by a Building Management System (BMS) and the children's unit should be zoned to allow areas in intermittent use, for example day case units and clinics, to be set back or isolated independently of those areas in 24-hour use. During out-of-use hours, heating throughout the building should be controlled to a minimum "set back" temperature of 10°C. The controls should be provided with a manual override to enable restoration of the plant to full operational status at short notice.

A52756968

Licensed copy from CIS: annie.cheung, Nightingale Associates, 22/10/2012, Uncontrolled Copy.

5.34 Where wall-mounted radiators are used they should be of the low surface temperature type, and surface temperature should not exceed 43ºC. Exposed heating pipework, accessible to touch, should be encased or insulated. Further information is given in HGN '"Safe" hot water and surface temperatures'.

5.35 Radiators should normally be located under windows or against exposed walls, with sufficient clear space between the top of the radiator and the window sill to prevent curtains reducing heat output. To prevent injury should a child fall against it, care should be taken to select panel radiator designs that have smooth profiles and that do not have raised top weld seams.

5.36 There should be sufficient space under a radiator to allow cleaning machinery to be used. Where a radiator is located on an external wall, back insulation should be provided to prevent excessive heat transmission through the building fabric.

5.37 All radiators should be fitted with thermostatic valves of robust construction, selected to match the pressure and temperature characteristics of the system. The thermostatic valve, fitted with a tamper-proof facility for pre-setting the maximum room temperature, should be controlled via a sensor located integrally or remotely as appropriate. To provide frost protection, at its minimum setting the valve should not remain closed below a defined temperature.

5.38 Where appropriate, heating controls should be provided to modulate heating circuit flow temperatures in accordance with external temperature.

5.40 Radiators may also be used to offset building fabric heat losses in mechanically ventilated spaces. The system should be designed to ensure that the heating and ventilation systems operate in a co-ordinated manner and do not cause the space to overheat.

5.41 Ceiling heating panels may operate at higher surface temperatures than 43ºC as long as the surface is not accessible, for example by a climbing frame. Heating panels should preferably run around the perimeter of the building. Panels should not be located over bed-heads or over examination couches etc.

5.42 Ceiling panels should be selected to aesthetically match the adjacent ceiling and should be sealed to the adjacent ceiling by means of a gasket or similar.

5.43 Heating loops of ceiling panels should be controlled by automatic valves located above the ceiling and actuated from room thermostats. In large spaces, several loops should be provided, each controlled from its own thermostat to serve separate zones within the space.

Space cooling systems

5.44 Space cooling is very expensive in terms of energy cost and should only be used where thermal modelling has shown the use of cooling to be essential to the maintenance of a comfortable environment for staff and/or patients, or to ensure satisfactory operation of equipment.

5.45 Space cooling may be provided through a mechanical ventilation or air-conditioning system (see below), by local split system fan coil units, by chilled beams, or by passing chilled water through the heating circuits of a ceiling heating system.

5.46 Split system fan coil units can operate either by using a refrigerant directly (direct expansion) or by using chilled water. In many cases where a small amount of local cooling is required, for example a computer hub room or an uncomfortably warm nurse base, a direct expansion unit will be appropriate. Where the cooling load is larger, for example a number of units operating in relatively close proximity, and where general air-conditioning is not appropriate, a small, central packaged water chiller may be the preferred solution.

5.47 Units and circuits serving local areas should be controlled by thermostats located within those areas.

5.48 The use of chilled beams in wards and other clinical areas is not advocated unless it can be demonstrated that the chilled beam units can be regularly cleaned to the satisfaction of the control of infection officer/nurse.

Hot and cold water systems

5.49 Hot and cold water storage and distribution systems should be designed in accordance with the requirements of HTM 2027, 'Hot and cold water supply, storage and mains services' and HTM 2040, 'The control of legionellae in health premises'.

5.50 While cold water storage at a high level will be the norm, care should be taken to ensure that all equipment proposed for the facility is capable of operation from the available static head. Where the static head is insufficient, a pressurisation set incorporating dual pumps should be installed.

5.51 All cold-water pipework, valves and fittings should be insulated and vapour-sealed to protect against frost, condensation and heat gain.

5.52 The domestic hot water supply should be taken from the calorifiers installation at a minimum outflow temperature of 60ºC ± 2.5ºC and distributed to all outlets in a manner that ensures a return temperature to the calorifiers of at least 50ºC. Exposed hot water pipework, accessible to touch, should be encased or

A52756968

Licensed copy from CIS: annie.cheung, Nightingale Associates, 22/10/2012, Uncontrolled Copy.

insulated. Further information is given in HGN '"Safe" hot water and surface temperatures'.

Ventilation systems (general)

5.53 Mechanical ventilation systems are expensive in terms of capital and running costs, and planning solutions that optimise the use of natural ventilation should be sought. Where it is intended to use mechanical ventilation, reference should be made to the detailed information in HTM 2025, 'Ventilation in healthcare premises'.

5.54 It is acknowledged that planning constraints imposed by the building shape and/or the need for certain departmental adjacencies may result in a measure of deep planning, necessitating mechanical ventilation and, possibly, cooling. Ventilation of certain spaces may also be a statutory requirement, for example where endoscope disinfection is undertaken.

5.55 The need for mechanical ventilation can be minimised by ensuring that wherever practicable, core areas are allocated to rooms that would require mechanical ventilation irrespective of their location within the building, for example toilets, clean and dirty utility rooms, spaces where clinical or functional requirements impose specific environmental needs, and areas where windowless accommodation is acceptable.

5.56 Areas that are occupied on a transient basis only, for example stores, are also suitable for core accommodation.

General extract system

5.57 A general extract system will be required in rooms where the production of non-toxic odours and vapours is likely, to prevent their egress into adjacent areas. Examples will be ward kitchens and beverage preparation areas.

Foul extract system

5.58 A separate foul extract system will be required for sanitary facilities, dirty utilities and areas with a similar function. Foul extract systems should employ dual motor/fan units with automatic changeover facilities to ensure maintenance of negative pressure in the rooms at all times when the extract system is required to operate.

Supply only ventilation

5.59 Tempered mechanical supply ventilation should be provided in areas where it is desirable to maintain the room at a positive pressure to prevent the ingress of less clean air, for example clean utility rooms.

Ventilation in isolation rooms

5.60 Detailed guidance on the provision of isolation rooms in acute hospitals is given in HBN 4 Supplement 1, 'Isolation facilities' (forthcoming). It describes two types of isolation room:

- single room with en-suite sanitary facilities;
- single room with en-suite sanitary facilities and a ventilated lobby.

5.61 The majority of children who need to be isolated can be cared for within single rooms with en-suite facilities. A smaller number of children will need to be cared for in a single room with en-suite sanitary facilities and a ventilated lobby.

Specialist ventilation systems

5.62 Certain departments within the facility will require specialist ventilation systems, and reference should be made to HTM 2025, 'Ventilation in healthcare premises' and the HBNs that refer specifically to those departments, in particular:

- HBN 6, 'Facilities for diagnostic imaging and interventional radiology':
  - Volume 1;
  - Volume 2, 'BMD, Dental, neuro and PACS';
  - Volume 3, 'Extremity and open MRI and construction detail for diagnostic imaging';
- HBN 12, 'Out-patients department', Supplements 2 and 3;
- HBN 26, 'Facilities for surgical procedures';
- HBN 57, 'Facilities for critical care'.

Cryosurgical exhaust

5.63 Cryosurgical exhaust from high-pressure liquid nitrogen systems should be scavenged and discharged via a pipe taken externally to a position protected from back-draughts and clear of any openings to the building to avoid reintroduction of the exhaust gases into the building. This should comply with the COSHH Regulations.

Environmental control and building management systems

5.64 All engineering plant and equipment associated with providing the internal environment should be monitored and regulated by a BMS in accordance with the provisions of HTM 2005, 'Building management systems'. The BMS should also monitor, measure and record energy consumption for the unit.

A52756968

Licensed copy from CIS: annie.cheung, Nightingale Associates, 22/10/2012, Uncontrolled Copy.

5.65 If the main site already has a BMS, the unit should be set up as an outstation of the main BMS, so that systems within the unit can be monitored and controlled at a central station. Management of the engineering systems within the facility should be possible both from the central station and from the outstation itself.

5.66 Links from the outstation to the central station can be achieved by, for example, hard wire, modem or radio communication. However, it is important to ensure that sensitive medical equipment is not adversely affected by radio communication interference.

Medical gases

5.67 Medical gases should be provided to the various clinical areas in accordance with HTM 2022, 'Medical gas pipeline systems'.

Oxygen

5.68 The main hospital's vacuum insulated evaporator (VIE) should have the capacity to satisfy the requirements of the unit. If this is not the case, consideration should be given to increasing the capacity of the VIE. The provision of a local oxygen manifold should be a last resort.

Nitrous oxide

5.69 This guidance does not envisage the undertaking of surgical procedures within the children's unit, and the provision of a nitrous oxide manifold is not necessary. However, it should be noted that even the informal use of nitrous oxide in a treatment room or elsewhere will require the provision of anaesthetic gas scavenging.

Medical compressed air (400 kPa)

5.70 The main hospital's medical compressed air plant should have the capacity to satisfy the requirements of this department. If this is not the case, consideration should be given to increasing the capacity of the system or the provision of new local plant within a suitably acoustically treated and ventilated plantroom.

Medical vacuum

5.71 Depending on the location and disposition of the main hospital medical vacuum plant, a separate plant may be provided in the children's unit. This should consist of at least two identical pumps, a vacuum reservoir with by-pass facilities, two duplex bacteria filters with drainage traps, appropriate non-return valves, isolating valves, gauges and switches, an operating and indicating system, an exhaust system, and a test point. The plant should have good all-round access for maintenance and should be sited to allow for adequate flows of air to cool the pumps.

5.72 Due consideration should be given to the containment of noise from the plant. A suitable acoustic enclosure may be required to comply with the noise levels deemed acceptable in HTM 2022.

Fire protection systems

5.73 Fire protection systems should comply with the requirements of HTM 81, 'Fire precautions in new hospitals'.

5.74 Dry risers should be provided adjacent to stairwells with branch hose connections at each landing. First aid hose reels and sprinkler systems will not generally be provided unless there is a specific requirement to do so by the local Fire Authority.

5.75 Where there are major IT equipment rooms located within the facility, there may be a need for the provision of a gas extinguishing system.

Steam

5.76 The requirement for steam within the facility will be limited to humidification equipment associated with special ventilation plant to isolation rooms, and that required for sterilization and washer-disinfection equipment, if installed. If available, steam from the hospital's main supply should be used, subject to the requirement for clean steam as set out in HTM 2031, 'Clean steam for sterilization'.

5.77 In the absence of a central steam supply, local steam generators, preferably powered from a firm gas supply, should be used.

ENGINEERING SERVICES (ELECTRICAL)

General scope

5.78 Electrical services will differ depending on the range of services provided from the children's unit. In general, electrical services will include:

- main intake switchgear and distribution board;
- emergency electrical supplies;
- small power distribution systems;
- lighting systems;
- IT cabling systems;
- telephone systems;
- security systems;
- staff call, public address and entertainment systems;
- lightning protection.

A52756968

Licensed copy from CIS: annie.cheung, Nightingale Associates, 22/10/2012, Uncontrolled Copy.

5.79 Electrical installations should comply with BS 7671 (IEE Regulations, 16th edition), and HTM 2007 'Electrical services supply and distribution'.

5.80 Care should be taken to avoid mains-borne interference and electrical radio frequency interference affecting diagnostic and monitoring equipment, computers or other sensitive electronic equipment.

Main intake switchgear and distribution board

5.81 The nature of the incoming supply, whether high (HV) or low (LV) voltage, will depend on the capacity of existing site distribution relative to the size of the proposed facility.

5.82 Access to HV equipment rooms must be secure and entry restricted to HV authorised people and HV competent people. Access to LV equipment rooms should be similarly secure, although the restrictions regarding authorised access are less rigorous.

5.83 Wherever possible, equipment should be mounted at a height that gives safe and easy access from a standing position. All switchgear should be lockable in the "off" position.

Emergency electrical supplies

5.84 Emergency electrical provision should comply with the requirements of HTM 2011, 'Emergency electrical services'.

5.85 Ideally, the emergency generator providing electricity in the event of a main supply failure should be capable of providing full (100%) back-up to the exclusion of refrigeration plant serving air-conditioning and comfort cooling plant. If a new generator dedicated to the children's unit is to be installed, this is the preferred solution.

5.86 If an existing generator is to be used, the extent of emergency coverage will be dependent on the spare capacity available, subject to a minimum provision. If this minimum requirement cannot be met, it will be necessary to either replace the existing generator with a larger set, or provide an additional generator dedicated to the facility.

5.87 Where possible, generator rooms should be co-located with electrical intake rooms and associated switchgear.

5.88 Equipment and systems that cannot tolerate the delay inherent in bringing a generator supply on-line, including major treatment, endoscopy and computer facilities, should be further protected against outages by the provision of solid state uninterruptible power supplies.

5.89 In the event of a main supply or local final circuit failure, escape routes should be illuminated by self-contained, battery-powered luminaires, charged continuously from the main supply and capable of providing illumination for a period of 3 hours.

Small power distribution systems

5.90 Depending upon the available capacity of the emergency generator installation, it may be necessary to provide separate essential and non-essential small power distribution systems, as detailed in HTM 2011.

5.91 13-amp switched and shuttered socket-outlets connected to ring or spur circuits should be provided in accordance with the requirements of the room data sheets. It may be preferable for socket-outlets in critical care areas, for example intensive care, to be unswitched, thus obviating the possibility of essential equipment accidentally being switched off.

5.92 Where there is separation between essential and non-essential small power distribution, socket-outlets served by the essential distribution should be clearly marked with an engraved red capital letter "E".

5.93 Wherever possible, cables and cable containment systems should be concealed behind walls and ceilings.

5.94 The special requirements of BS 7671 (IEE Regulations, 16th edition) Guidance Note 7 (Special Locations) in respect of medical locations and associated areas should be adhered to.

5.95 Where equipment is permanently installed, or where there is a possibility of equipment theft, switched double-pole 13-amp spur outlets should be used in preference to socket-outlets. The spur outlet should incorporate a red neon lamp indicating when the supply to the equipment is live.

5.96 Equipment requiring a three-phase supply should be permanently connected to a separate sub-circuit. The sub-circuits, incorporating a circuit breaker, should be fed from the distribution board and terminate in a local isolator.

5.97 Guidance on the power supply requirements for fixed and mobile radiodiagnostic equipment is contained in HTM 2011, while guidance on engineering accommodation for this equipment may be found in HBN 6.

5.98 Adequate provision should be made in circulation areas, for example corridors and lobbies, to enable the use of domestic cleaning equipment having flexible cords up to 9 m in length.

A52756968

Licensed copy from CIS: annie.cheung, Nightingale Associates, 22/10/2012, Uncontrolled Copy.

5.99 Isolation switches should be provided immediately adjacent to all engineering plant and equipment, clearly labelled to identify the equipment that they relate to.

5.100 Heating appliances and automatic equipment should be provided with red neon lamps indicating when they are energised. The neon lamps should be incorporated in the control panel of the equipment, in the control switch, or in the socket-outlet or spur unit from which the equipment derives its supply.

Lighting

5.101 To achieve energy-efficient lighting, systems should be designed to:

- maximise natural daylight;
- avoid unnecessarily high levels of illumination;
- incorporate efficient luminaires, control gear and lamps;
- incorporate effective controls.

5.102 See the CIBSE Guide, 'Energy Efficiency in Buildings' (1998), for further information.

5.103 The exterior of the building, including walkways and car parking areas, should be illuminated to a level that enables safe access to the unit. Illumination of the entrance to the building, including canopies if appropriate, should provide a beacon that draws attention to the area and supports wayfinding.

5.104 Lighting within the facility should be co-ordinated with architectural design, including colours and finishes, to create an ambience that welcomes and calms and provides a non-clinical, soft environment in as many spaces as possible. See the CIBSE Lighting Guide (LG2) 'Hospital and Healthcare Buildings' (CIBSE, 1989; under review) for further details, including advocated illumination levels.

5.105 Luminaires complying with the requirements of BS 4533 should be specified.

5.106 Luminaires should not be located directly above beds and patient couches where they may cause annoyance or distress to the patient. They should, however, be located where access for lamp changing and maintenance can be safely and easily achieved.

5.107 Lighting switches should be provided in easily accessible positions within each area, and at appropriate locations in corridors and general circulation areas. In areas with multiple luminaires, switching should allow the selection of luminaires appropriate only to that area requiring illumination.

5.108 Where local circumstances allow, for example clinics and day case facilities, the provision of time switches or occupancy controls using infrared, acoustic or ultrasonic detectors should be considered.

5.109 Generally, luminaires should be fitted with tubular fluorescent lamps equipped with low-loss or high-frequency control gear. Where luminaires are infrequently used, or where the design intent of the architect in respect of ambience dictates, compact fluorescent or tungsten lamps may be used. Where necessary, general lighting should be supplemented with dedicated task lighting.

5.110 Examination rooms should include adjustable ceiling- or wall-mounted examination lamps.

5.111 Each major treatment room should be equipped with a minor operating theatre luminaire. The luminaire should be connected to the essential electrical supply in accordance with HTM 2011, 'Emergency electrical services'. The emergency electrical provision should include a battery back-up in case of a delay in the generator supply becoming available, and also for short-term protection against possible failure of the generator.

5.112 In areas where visual display terminals are in use, general lighting should be designed to avoid any bright reflections from the screen. Generally, the lighting in such circumstances should comply with the guidance given in the CIBSE Lighting Guide LG3 (2002).

5.113 Safety lighting should be provided on primary escape routes in accordance with the provisions of HTM 2011 and the CIBSE Lighting Guide LG2.

Bed-head systems

5.114 Every standard (as opposed to critical care) bed space should incorporate a bed-head unit providing the following:

- 13-amp switched and shuttered socket-outlets;
- oxygen and medical vacuum outlets;
- medical air (optional);
- a bed-head luminaire switch;
- a nurse call button/indicator lamp;
- a staff/staff emergency pull switch;
- a socket for a patient handset;
- IT connection(s);
- a radio/TV headset connection;
- a telephone connection;
- an entertainment system (optional).

A52756968

Licensed copy from CIS: annie.cheung, Nightingale Associates, 22/10/2012, Uncontrolled Copy.

5.115 A handset control should also be provided incorporating:

- a nurse call button;
- a reassurance lamp;
- a luminaire switch/dimmer control;
- a radio/TV selector switch;
- a radio/TV volume control.

5.116 Consideration should be given at planning stage to the provision of a commercial system that incorporates all entertainment functions including radio, television, telephone and electronic games.

Information technology and telephone systems

5.117 The approach to the provision of IT and telephone infrastructures within the unit may be dependent on existing systems within the hospital. However, where possible, a structured wiring system as described in the HGN 'Structured cabling for IT systems' should be provided. This will allow a unified approach to the provision of cabling for:

- voice systems;
- data systems;
- imaging systems;
- alarm systems.

5.118 Although this "universal" cabling system is initially more expensive than separate voice and data systems, the long-term cost of ownership is lower.

5.119 In determining the nature of the IT system to be provided, it is necessary to identify:

- areas to be served;
- whether structured cabling will be used;
- what density of outlets is to be provided (not less than two per workstation);
- whether wiring will be on a "flood" or "as required" basis.

Telephone systems

5.120 The extent and complexity of telephone equipment and the associated infrastructure will be dependent on the size of the facility. Guidance on telephone systems is contained in HTM 2055, 'Telecommunications (telephone exchanges)'.

5.121 As stated in the section on IT above, it may be beneficial to integrate voice cabling with the structured wiring system for IT, if provided.

5.122 Incoming calls to the facility should in general be routed through the reception. However, depending on the size of the establishment, a limited number of direct dial inwards (DDI) lines may be considered desirable.

5.123 Coin- and/or card-operated payphones should be provided in the main entrance, preferably in sight of reception where any abuse of the equipment can be seen. Payphones should incorporate acoustic hoods for privacy. At least one payphone should be positioned to facilitate use by disabled people.

Security systems

5.124 Those parts of the facility that are only used during the day, for example clinics, should be protected "out of hours" by an intruder alarm system complying with BS 4737, BS 7042 or BS 5979 as appropriate.

5.125 Walkways, car park areas and the main entrance should be well illuminated at all times. Points of ingress and egress from the facility, and departments within it, should be monitored by high-definition CCTV cameras equipped with a pan and tilt facility and capable of producing high-quality images at low levels of light. The positioning of cameras should be determined with care, aiming for maximum field of coverage. Monitors should be sited at a location that is permanently manned while the building is in use.

5.126 Entrances to wards and other sensitive areas should be protected by one of the variety of electronic access control systems available. Small children should be protected from unauthorised removal from the premises by means of personal protection devices.

5.127 Personal attack alarms should be made available to vulnerable staff, preferably capable of identifying the location of a member of staff in difficulty.

5.128 Rooms in which members of staff are likely to be alone with adult members of the public should be equipped with panic alarm buttons capable of signalling difficulty to a location that is permanently manned while the building is in use.

Staff call, public address and public area entertainment systems

5.129 Where patients may temporarily be left alone, for example toilets, a staff call system should be provided to enable the summoning of assistance if required. The alarm should be capable of operation by a disabled person.

A52756968

5.130 Each waiting area may be provided with a simple, dedicated, public address system to advise patients of their turn for consultation. This audio system should, where appropriate, be supplemented by a visual system to cater for the needs of people with a hearing impairment, or whose first language is not English.

5.131 Cabling provision should be made for TV/video and piped music/radio systems in main waiting areas and group rooms where shown on the Room Data Sheets.

Lightning protection

5.132 Protection of the building against lightning should be provided in accordance with HTM 2007, 'Electrical services supply and distribution' and BS 6651.

INTERNAL DRAINAGE

5.133 A system of soil and waste drainage including anti-siphon and ventilation pipework should be provided in accordance with BS 5572. Where plastic pipework materials are used, suitable intumescent collars must be fitted when breaching fire compartments, and acoustic wrapping should be applied where drainage runs above wards and other sensitive areas. Plastic pipework should not be used above operating theatres, ICUs, catering areas, or other sensitive departments/locations.

5.134 The gradient of branch drains should be uniform and adequate to convey the maximum discharge to the stack without blockage. Practical considerations such as available angles of bends, junctions and their assembly, as well as space constraints, will normally limit the gradient to about 1:50 (20 mm/m). For larger pipes, for example of 100 mm diameter, the gradient may be less, but this will require high-quality workmanship if an adequate self-cleaning flow is to be maintained.

5.135 Bedpan washers or macerators should discharge with a short branch to a vertical stack or horizontal drain. The waste should not be installed above or close to heating or hot water mains. If a bedpan washer or macerator discharges to a 100 mm drain, frequently-used large-volume appliances should be situated upstream of its connection to provide additional flushing.

5.136 Provision for inspection, rodding and maintenance should ensure "full bore" access and be located outside user accommodation. The location of manholes within the building should be avoided.

ACTIVITY DATA

5.137 Environmental and engineering technical data and equipment details will be provided in the relevant updated Activity DataBase information. They should be referred to for space temperatures, lighting levels, outlets for power, telephones, equipment details etc. It is the designer's responsibility to ensure that the project team are aware of and approve the engineering service provision included within the activity data sheets. This information should reflect the design philosophies and operational policies for all of the activity areas and meet the risk management strategy agreed with the users. Where variations to the agreed philosophy or strategy are requested by the users, the designers should ensure that the implications of such variations (in clinical and organisational terms) are understood and accepted by the project team.

Licensed copy from CIS: annie.cheung, Nightingale Associates, 22/10/2012, Uncontrolled Copy.

A52756968

6 Cost information

Licensed copy from CIS: annie.cheung, Nightingale Associates, 22/10/2012, Uncontrolled Copy.

6.1 For all types of health building, it is important that building costs and revenue expenditure are kept as low as possible and consistent with acceptable standards. In applying the guidance in this document to determine a detailed design, the need for economy should always be of prime concern, and the activities should be carefully considered so that appropriate space can be shared for similar activities which are programmed to take place at different times. The solution should not be detrimental to the proper functioning of the spaces involved, nor to the needs of the users. Within this general context, NHS Estates' guidance provides a synopsis of accommodation for health buildings, which the Department of Health recommends for the provision of a given service.

DEPARTMENTAL COST ALLOWANCE GUIDES

6.2 Departmental Cost Allowance Guides (DCAGs) related to this HBN are officially notified in 'Quarterly Briefing', published by NHS Estates. A full listing of all DCAGs is published in the 'Healthcare Capital Investment' document, a hard copy of which can be obtained from NHS Estates; copies can also be downloaded from http://www.nhsestates.gov.uk. Further information on this can be obtained from NHS Estates; telephone 0113 254 7000.

6.3 The attention of the project team is drawn to guidance given in the Capital Investment Manual (Business Case Guide) published by The Stationery Office. This publication seeks to reflect the important changes that have taken place over recent years, both with the introduction of the NHS reforms and with the changing patterns of healthcare delivery. This new process is intended to reduce unnecessary and often expensive planning work that may subsequently prove to be abortive, and emphasises the necessity for a sound business case in support of both the capital and revenue expenditure involved. The Capital Investment Manual also states that the capital works estimate of the intended scheme should be based, wherever applicable, on industry norms such as the DCAGs plus a percentage to cover for on-costs.

6.4 The DCAGs for this HBN reflect the total building and engineering requirements and accommodation that children's facilities will require when incorporated into an acute general hospital where the common use of services will be available. Costs are based on a typical two-story new-build unit, on a greenfield site with no planning constraints.

6.5 DCAGs are exclusive of VAT, building and planning fees and all Local Authority charges, and are based on a Location Factor of 1.

ON-COSTS

6.6 It is important to bear in mind that an allowance for on-costs should be added to the DCAGs for all units, this element being for external works, external engineering services and abnormals etc. The abnormals will largely be determined by the characteristics of the site, such as an inner-city location or poor ground conditions, or the condition and type of the existing building if refurbishment is the only option.

6.7 It is important that project teams should assess at the earliest opportunity all the likely on-cost implications of individual sites and schemes.

LOCATIONAL FACTORS

6.8 Locational factor adjustments may be applied to the works costs (that is, the total of the DCAGs plus established on-costs) to take into account the local market conditions. For further information regarding these, please refer to the latest regional location factors in 'Quarterly Briefing', published by NHS Estates.

FUNCTIONAL UNITS

6.9 The schedules of accommodation listed at the end of this chapter have adopted a modular approach to the planning of appropriate units to enable project teams to "pick and mix" those facilities that are required.

6.10 Using this modular approach, examples have been built up as set out in paragraph 6.19. The areas given are for guide purposes only and will alter depending on the design solution. DCAGs have been calculated using the example units as a cost base.

SCHEDULES OF ACCOMMODATION

6.11 The schedules are split into three distinct elements as follows.

A52756968

Licensed copy from CIS: annie.cheung, Nightingale Associates, 22/10/2012, Uncontrolled Copy.

Schedules of space types

6.12 This lists all space types and major options covered by the document giving a range of provision, when appropriate, together with a nominal area. These are grouped by the functional use of the spaces. Further details of these spaces will be available in an updated version of Activity DataBase.

Schedules of suites/modules

6.13 This lists functional groupings of spaces. These form complete suites/modules of accommodation and can be provided either separately or as grouped accommodation with shared supporting accommodation. Suites/modules are functional associations and not physical groupings.

6.14 Accommodation solely related to any suite/module is listed under the core requirement for that suite/module, whilst accommodation that can be either provided for a particular suite/module or shared between two or more suites/modules is listed under Essential Complementary/shared Accommodation (ECA). The area allowance given may form part of a larger activity area. Where there is an option to include accommodation within a suite/module, or a major option on how that accommodation is provided, it is listed under Optional Accommodation.

6.15 These schedules include the appropriate nominal area taken from the schedule of room/space types above together with a suggestion for the number of spaces required.

6.16 Percentage allowances covering planning, engineering and circulation are also included in the totals. These percentage increases to the nominal areas are included in ECA and optional gross area allowances.

6.17 The functional groups used for this document are as follows:

- children's hospital main entrance accommodation (dedicated);
- out-patients' suite: 3 consulting/examination rooms;
- child development centre: 2 assessment rooms;
- rehabilitation unit: 2 rooms;
- day care unit: 16 beds; 16 single bed/cot/trolley spaces;
- day care unit: 16 beds; 8 single and 2 multi-bed/cot/trolley spaces;
- in-patient accommodation: 20-bed unit; 20 single bedrooms;
- in-patient accommodation: 20-bed unit; 12 single bedrooms and 2 multi-bed rooms;
- admission room for well elective in-patients;
- paediatric assessment unit for emergency patients;
- whole unit support facilities: staff accommodation;
- relatives' overnight stay accommodation: single suite;
- relatives' overnight stay accommodation: family suite.

6.18 Accommodation not covered by these schedules:

- hydrotherapy pool with changing facilities: see schedules of accommodation associated with HBN 8, 'Facilities for rehabilitation';
- pharmacy facilities: see schedules of accommodation associated with HBN 29, 'Accommodation for pharmaceutical services';
- education facilities: see the joint DfES/NHS Estates guidance 'Meeting the educational needs of children and young people in hospital' (2003);
- paediatric intensive care unit: see schedules of accommodation associated with HBN 57, 'Facilities for critical care';
- bereavement suite: see schedules of accommodation associated with HBN 20, 'Facilities for mortuary and post-mortem room services'.

Departmental examples

6.19 These schedules show example notional whole-department accommodation to highlight the scope for sharing accommodation. **The examples are not to be taken as ideal provision for any particular project.**

6.20 The examples included are as follows:

Example 1: Department comprising:

main entrance;

3 consulting/examination room out-patient suite;

2 assessment room child development centre;

2 room rehabilitation unit;

16 single bedroom day care unit;

20 single bedroom in-patient accommodation;

1 room admission suite;

4 bed paediatric assessment unit;

staff accommodation.

A52756968

Licensed copy from CIS: annie.cheung, Nightingale Associates, 22/10/2012, Uncontrolled Copy.

Example 2: Department comprising:

main entrance;

3 consulting/examination room out-patient suite;

2 assessment room child development centre;

2 room rehabilitation unit;

8 single and 2 x 4 multi-bed room day care unit;

12 single and 2 x 4 multi-bed room in-patient accommodation;

1 room admission suite;

4 bed paediatric assessment unit;

staff accommodation.

Example 3: Department comprising:

main entrance;

6 consulting/examination room out-patient suite;

2 assessment room child development centre;

2 room rehabilitation unit;

8 single and 2 x 4 multi-bed room day care unit;

24 single and 2 x 4 multi-bed room in-patient accommodation;

1 room admission suite;

4 bed paediatric assessment unit;

staff accommodation.

DIMENSIONS AND AREAS

6.21 In determining spatial requirements, the essential factor is not the total area provided but the critical dimensions, that is, those dimensions critical to the efficient functioning of the activities which are to be carried out. To assist project teams in preparing detailed design solutions for rooms and spaces, studies have been carried out to establish dimensional requirements in the form of critical dimensions. The results of these studies appear as ergonomic diagrams in Appendix 4.

6.22 For development planning and at the earliest stage of a design, it may be convenient for designers to have data available which will enable them to make an approximate assessment of the sizes involved. For this reason, the areas prepared for the purpose of establishing the costs allowances are listed in the schedules of accommodation at the end of this chapter.

6.23 It is emphasised that the areas published do not represent recommended sizes, nor are they to be regarded in any way as specific individual entitlements.

6.24 Efficient planning of the building may also necessitate variation of areas. For instance, in the refurbishment or conversion of older property:

a. rooms tend to be larger than the recommended area;

b. some rooms may be too small or in the wrong location for efficient use;

c. circulation space tends to form a larger than normal proportion of the total area.

CIRCULATION

6.25 Space for circulation, that is, all internal corridors, small vertical ducts and spaces occupied by partitions and walls, is included.

6.26 Provision is also made for a 5% planning zone and a 3% addition for an engineering zone adjacent to the external walls. These areas are all included and therefore costed in the DCAGs.

6.27 It is also important to remember that the circulation figures included in the DCAGs for this type of accommodation are those anticipated for new purpose-built premises with no constraints. Where constraints are encountered, for example in refurbishment or conversion of older types of property, this circulation figure would be likely to increase accordingly, and therefore some adjustments may be necessary to the circulation figure.

COMMUNICATIONS

6.28 Staircases and lifts are not included in the DCAGs relevant to children's facilities. Costs related to these elements, along with a suitable space allowance, should be made in the on-costs.

LAND COSTS

6.29 As is the norm for DCAGs, costs are exclusive of all land costs and associated fees. However, the project team's attention is drawn to the fact that costs associated with these should be included in the business case submission, all as detailed in the Capital Investment Manual, and could therefore be an important part of the overall cost viability of the scheme.

ENGINEERING SERVICES

6.30 The following engineering services, as described in Chapter 5 and exemplified in the Activity Data, are included in the cost allowances. Primary engineering services are assumed to be conveniently available at the boundary of the department.

A52756968

Licensed copy from CIS: annie.cheung, Nightingale Associates, 22/10/2012, Uncontrolled Copy.

Mechanical services

a. heating – low-pressure hot water system;

b. ventilation – mechanical supply and extract to all clinical areas and areas requiring extract owing to type of room, that is, WCs, showers etc. Ventilation plant, that is, air-handling units/extract fans, are not included in the cost allowance;

c. a share of the ventilation plant and central refrigeration is included in the cost allowance;

d. cold water service – centrally supplied to service points including drinking water. Storage tanks are excluded;

e. hot water service – supplied from a central system; storage and generator are excluded;

f. piped medical gases oxygen, medical compressed air and vacuum. An emergency 2 x 1 oxygen manifold is included in the cost allowances; medical compressed air and vacuum plant are excluded. Specialist gases associated with cryosurgery are not included.

Electrical services

a. departmental distribution boards;

b. general lighting as required by task;

c. examination lighting (examination lamps);

d. emergency luminaires as appropriate;

e. socket-outlets and other power outlets for fixed and portable equipment;

f. supplementary equipotential earth bonding;

g. UPS supplies and equipment;

h. fire alarm system;

j. TV/radio wireways only;

k. staff/staff and patient/staff call system;

m. telephone internal cabling distribution and outlets – handsets are excluded;

n. data wireways only included;

p. piped music wiring and containment equipment are excluded.

Equipment (Group 1)

a. water boiler;

b. linear service beams with articulated medical supply units at each bed, which incorporate medical gas and vacuum outlets together with electrical sockets and nurse call;

c. drugs cupboards;

d. X-ray viewers;

e. chilled water drinks dispensers;

f. telephone hoods;

g. examination lamps;

h. dishwashers;

j. disposal units.

A52756968

HOSPITAL ACCOMMODATION FOR CHILDREN AND YOUNG PEOPLE: ROOM/SPACE TYPE SCHEDULE

DH Gateway Review, Estates and Facilities Division
Schedules of Accommodation Version 3.0 August 2007

HBN 23 Hospital accommodation for children and young people (January 2005)

E.g. 1: Hospital accommodation for children and young people comprising

Main entrance	
Out-patients suite	3 consulting/examination rooms;
Child development centre	2 assessment rooms;
Rehabilitation unit	2 rooms;
Day care unit	16 single bedrooms
In-patient accommodation	20 single bedrooms
Admission room	1 room
Paediatric assessment unit	1 x 4 multi-bed room
Staff accommodation	

Description	Quantity	Area(m2)	Total Area(m2)	HBN Para.	Notes	ADB Code
Dedicated main entrance facilities						
Car parking spaces for people with disabilities & parents with young children				Para 3.3	Dedicated to unit. External allowance	G0927
Vehicle drop-off point	1			Para 3.4	External allowance. Designated	G0910
Main entrance draught lobby	1	20.0	20.0	Para 3.4, 3.5	Includes entrance canopy area	J0108
Foyer/concourse area	1			Para 3.6, 3.9	Circulation allowance	J0151
Reception: 2 staff	1	10.0	10.0	Para 3.10		J0206
Waiting area: 15 persons including 2 wheelchair users	1	25.5	25.5	Para 3.12	Main wait	J1110
Waiting play area: 5 children	1	13.0	13.0	Para 3.18		J1403
Waiting play area: 5 young people	1	13.0	13.0	Para 3.18		J1422
Waiting quiet area: 3 persons	1	4.5	4.5	Para 3.16		J1211
External play area	1			Para 3.20	Associated with main entrance area. External allowance	G0935
Public telephone: single booth	2	1.5	3.0	Para 3.17, 3.21		G0702
Public telephone: single booth, accessible	2	2.0	4.0	Para 3.17, 3.21, 3.22	Standard & taxi freephone	G0705
Refreshment: drinking water dispenser	1	0.5	0.5	Para 3.14		P0810
Refreshment: vending machine	1	3.0	3.0	Para 3.14	Optional	P0805
WC & handwash: accessible, wheelchair assisted	2	4.5	9.0	Para 3.17, 3.24	Visitors & patients	V0904
Nappy change room with WC & handwash, single side table access	1	7.5	7.5	Para 3.17, 3.26	See Layout Appendix 4 Sheet 4 Option 1	V1115
Infant feeding room	1	5.5	5.5	Para 3.17, 3.28	See Layout Appendix 4 Sheet 5	S0010
Parking bay: shopping, prams & pushchairs	1	12.0	12.0	Para 3.17, 3.23		G0109
Secondary entrance	1			Para 2.36, 3.7	From main acute hospital circulation. Circulation allowance. Optional	J0129
Out-patients suite						
Waiting area: 10 persons including 1 wheelchair user	1	16.5	16.5	Para 3.45	Sub-wait	J1201
Waiting play area: 5 children	1	13.0	13.0	Para 3.45		J1403
Consulting, examination & treatment room: all round couch access	3	16.0	48.0	Para 3.46	Multi-functional	C0225
Treatment room with preparation area	1	16.5	16.5	Para 3.52		X0105
Clean utility	1	14.0	14.0	Para 3.55		T0505
Dirty utility: urine test	1	9.0	9.0	Para 3.56		Y0412
WC & handwash: specimen; accessible, wheelchair	1	4.5	4.5	Para 3.58		V1406
Office: 1 staff	1	10.5	10.5	Para 3.59	Administration staff	M0206
Interview & counselling room: 5 persons	1	9.0	9.0	Para 3.60		M0704
WC & handwash: accessible, wheelchair assisted	1	4.5	4.5	Para 3.60	En-suite to interview room	V0904
Store: bulk supplies, medical & surgical	1	12.0	12.0	Para 3.61		W1122
Child development centre						
Waiting area: 10 persons including 1 wheelchair user	1	16.5	16.5	Para 3.64	Sub-wait	J1201
Waiting play area: 5 children	1	13.0	13.0	Para 3.64		J1403
Assessment & therapy room: 5 children	2	30.0	60.0	Para 3.65		X0704
Observation & recording room: child assessment & therapy	1	11.0	11.0	Para 3.69		X0705
Dining room with beverage & snack preparation bay: 10 patients	1	18.0	18.0	Para 3.71		D0620
Dirty utility: bedpan disposal	1	9.0	9.0	Para 3.72		Y0306
Office: 1 staff	1	10.5	10.5	Para 3.73	Administration staff	M0206
Interview & counselling room: 5 persons	1	9.0	9.0	Para 3.74		M0704
WC & handwash: accessible, wheelchair assisted	1	4.5	4.5	Para 3.74	En-suite to interview room	V0904
Store: bulk supplies	1	12.0	12.0	Para 3.75		W1580
Rehabilitation unit						
Waiting area: 10 persons including 1 wheelchair user	1	16.5	16.5	Para 3.77	Sub-wait	J1201
Waiting play area: 5 children	1	13.0	13.0	Para 3.77		J1403
Therapy room: children & young people	1	70.0	70.0	Para 3.78	Out-patients facilities	X0612
Therapy room: children & young people	1	70.0	70.0	Para 3.78	In-patients facilities	X0612
Patient changing room: 1 person	2	5.0	10.0	Para 3.78, 3.83	Incl. hoist (assisted)	V0720
Dirty utility: bedpan disposal	1	9.0	9.0	Para 3.85		Y0306
Office: 1 staff	1	10.5	10.5	Para 3.86	Administration staff	M0206
Interview & counselling room: 5 persons	1	9.0	9.0	Para 3.87, 3.88		M0704
WC & handwash: accessible, wheelchair assisted	1	4.5	4.5	Para 3.87	En-suite to interview room	V0904
Store: bulk supplies	1	12.0	12.0	Para 3.89		W1580
Shared facilities between out-patient suite, child development centre & rehabilitation unit						
Waiting area: 30 persons including 3 wheelchair users	1	49.5	49.5	Para 3.33	Main waiting	J1111
Waiting play area: 10 children	1	18.0	18.0	Para 3.33		J1410
Waiting play area: 10 young people	1	18.0	18.0	Para 3.33		J1423
Waiting quiet area: 3 persons	1	4.5	4.5	Para 3.16	Optional	J1211
Public telephone: single booth	1	1.5	1.5	Para 3.33		G0702
Public telephone: single booth, accessible	1	2.0	2.0	Para 3.33		G0705
Nappy change room with WC & handwash, single side table access	1	7.5	7.5	Para 3.33	See Layout Appendix 4 Sheet 4 Option 1	V1115
Infant feeding room	1	5.5	5.5	Para 3.33	See Layout Appendix 4 Sheet 5	S0010
WC & handwash: accessible, wheelchair assisted	2	4.5	9.0	Para 3.33	Visitors & patients	V0904
Refreshment: drinking water dispenser	1	0.5	0.5	Para 3.33		P0810
Hold: disposal	1	10.0	10.0	Para 3.34		Y0614
Cleaners (Housekeeping) room	1	7.0	7.0	Para 3.38		Y1501
Switchgear room	1	4.0	4.0	Para 3.41		K0101
UPS room	1	4.0	4.0	Para 5.88		K0116
Day care unit						
Reception: 2 staff	1	10.0	10.0	Para 3.100		J0206
Waiting area: 10 persons including 1 wheelchair user	1	16.5	16.5	Para 3.100	Sub-wait	J1201
Waiting play area: 5 children	1	13.0	13.0	Para 3.100		J1403
Single bedroom: Children/young people day care	16	14.5	232.0	Para 3.108		B1811
Shower, WC & wash: accessible, wheelchair assisted	16	6.0	96.0	Para 3.96	En-suite to bedroom	V1625
Staff & communication base, enclosed: 2 staff	1	11.0	11.0	Para 3.103		T0202
Treatment room: child	1	16.5	16.5	Para 3.127		X0214
Clean utility	1	14.0	14.0	Para 3.106		T0505
Store: linen	1	6.0	6.0	Para 3.106	Top-up linen system	W1592
Parking bay: resuscitation trolley	1	1.0	1.0	Para 3.106		G0103
Dirty utility: urine test	1	9.0	9.0	Para 3.125		Y0412
WC & handwash: ambulant	2	2.0	4.0	Para 3.134	Staff wc	V1007
Store: bulk supplies, medical & surgical	1	12.0	12.0	Para 3.126		W1122
Office: 1 staff	1	10.5	10.5	Para 3.101	Administration staff	M0206
Interview & counselling room: 5 persons	1	9.0	9.0	Para 3.102		M0704
WC & handwash: accessible, wheelchair assisted	1	4.5	4.5	Para 3.102	En-suite to interview room	V0904
In-patient facilities						
Waiting area: 10 persons including 1 wheelchair user	1	16.5	16.5	Para 3.140	Sub-wait	J1201
Waiting play area: 5 children	1	13.0	13.0	Para 3.140		J1403
Single bedroom: Children/young people, with relatives overnight stay	18	15.0	270.0	Para 3.141	Includes parental facilities. See Layout Appendix 4 sheets 1 &2	B1802
Isolation single bedroom: Children/young people, with relatives overnight stay	2	15.0	30.0	Para 3.143	Includes parental facilities	B1805
Lobby: air lock to bedroom	2	4.0	8.0	Para 3.143	To isolation bedroom	G0507

Licensed copy from CIS: annie.cheung, Nightingale Associates, 22/10/2012, Uncontrolled Copy.

Shower, WC & wash: accessible, wheelchair assisted	20	6.0	120.0	Para 3.142	En-suite to single bedroom. See Layout Appendix 4 Sheet 1	V1625
Bath, WC & wash: treatment, assisted	1	14.0	14.0	Para 3.149		V1714
WC dual access & handwash: accessible, wheelchair assisted	1	5.5	5.5	Para 3.154		V1214
Treatment room: child	1	16.5	16.5	Para 3.158		X0214
Clean utility	1	14.0	14.0	Para 3.160		T0505
Parking bay: resuscitation trolley	1	1.0	1.0	Para 3.160		G0103
Dirty utility: bedpan disposal & urine test	1	12.0	12.0	Para 3.161		Y0302
Near patient testing/status laboratory	1	8.5	8.5	Para 3.163, 3.214		L1305
Staff & communication base, enclosed: 2 staff	1	11.0	11.0	Para 3.165		T0202
Office: 1 staff	1	10.5	10.5	Para 3.166	Administration staff	M0206
WC & handwash: ambulant	2	2.0	4.0	Para 3.167	Staff wc	V1007
Dining room: 15 patients	1	25.0	25.0	Para 3.168	One space divided into several smaller areas	D0615
Playroom: 10 children	1	30.0	30.0	Para 3.171		D0815
External play area including covered area	1			Para 3.177	External allowance	G0936
Recreation room with beverage & snack preparation bay: 10 teenagers	1	39.0	39.0	Para 3.180		D1119
Study & quiet room: 5 patients	1	18.0	18.0	Para 3.183		H0335
Pamper room	1	18.0	18.0	Para 3.184	Hairdressing, beauty & complementary therapies	X0710
Happy/calming room	1	12.0	12.0	Para 3.186		X0712
Snoezelen room	1	12.0	12.0	Para 3.192		X0714
Pantry: serving ward	1	12.0	12.0	Para 3.194		P0607
Use of breast pump room	1	5.0	5.0	Para 3.203		P1006
Store: linen	1	6.0	6.0	Para 3.204		W1592
Store: clothing back-up	1	6.0	6.0	Para 3.205		W1408
Store: general	1	12.0	12.0	Para 3.207		W1549
Store: equipment	1	30.0	30.0	Para 3.208	Large equipment - beds, etc.	W1420
Parking bay: mobile x-ray & ultrasound unit	1	5.0	5.0	Para 3.224		G0142
Rest & quiet room with beverage & snack preparation bay: family	1	12.0	12.0	Para 3.217		D1408
WC & handwash: accessible, wheelchair assisted	1	4.5	4.5	Para 3.217	En-suite to family rest room	V0904
Sitting room with beverage & snack preparation bay: 10 visitors	1	18.0	18.0	Para 3.218		D1410
WC & handwash: accessible, wheelchair assisted	1	4.5	4.5	Para 3.218	En-suite to sitting room	V0904
Interview & counselling room: 5 persons	1	9.0	9.0	Para 3.219		M0704
WC & handwash: accessible, wheelchair assisted	1	4.5	4.5	Para 3.220	En-suite to interview room	V0904
Dispenser bay: entertainment card	1	2.0	2.0	Para 3.144		G0821
Switchgear room: entertainment/communication system	1	5.0	5.0	Para 3.144		K0121
Admission room for well elective in-patients						
Admission & examination room	1	13.5	13.5	Para 3.215		C0301
Paediatric assessment unit facilities for emergency patients						
Multi-bed room: Paediatric assessment, 4 beds	1	66.0	66.0	Para 3.212		B2015
Shared facilities between day care unit, in-patient accommodation & paediatric assessment unit						
Waiting area: 15 persons including 2 wheelchair users	1	25.5	25.5	Para 3.93	Main wait	J1110
Waiting play area: 5 children	1	13.0	13.0	Para 3.93		J1403
Waiting play area: 5 young people	1	13.0	13.0	Para 3.93		J1422
Waiting quiet area: 3 persons	1	4.5	4.5	Para 3.16		J1211
WC & handwash: semi ambulant	2	2.5	5.0	Para 3.93	Visitors & patients	V1106
WC & handwash: accessible, wheelchair assisted	1	4.5	4.5	Para 3.93	Visitors & patients	V0904
Nappy change room with WC & handwash, both sides table access	1	10.0	10.0	Para 3.93	See Layout Appendix 4 Sheet 4 Option 2	V1117
Infant feeding room	1	5.5	5.5	Para 3.93	See Layout Appendix 4 Sheet 5	S0010
Hold: disposal	1	10.0	10.0	Para 3.93		Y0614
Cleaners (Housekeeping) room	1	7.0	7.0	Para 3.93		Y1501
Switchgear room	1	4.0	4.0	Para 3.93		K0101
UPS room	1	4.0	4.0	Para 5.88		K0116
Staff support facilities: Whole unit						
Rest room with beverage & snack preparation bay: 20 staff	1	28.0	28.0	Para 3.239		D0207
Staff changing room: 20 places	1	11.5	11.5	Para 3.243		V0512
Staff changing room: 40 places	1	20.0	20.0	Para 3.243		V0520
Shower: ambulant (non patient)	4	2.5	10.0	Para 3.243	Staff shower	V0801
WC & wash: ambulant	4	2.0	8.0	Para 3.243	Staff wc	V1005
Seminar & training room: 20 persons	1	37.5	37.5	Para 3.247		H0513
Office: 1 staff	1	10.5	10.5	Para 3.249	Clinical director	M0219
Office: 1 staff	1	10.5	10.5	Para 3.249	Manager	M0219
Office: 4 staff	1	24.0	24.0	Para 3.249	Clinical staff	M1014
Office: 4 staff	1	24.0	24.0	Para 3.249	Administration staff	M1014
Office: 2 staff	1	13.0	13.0	Para 3.249	Outreach staff	M1002
Office: 2 staff	1	13.0	13.0	Para 3.249	Teaching & research staff	M1002
Interview/meeting room: 6 persons	1	14.0	14.0	Para 3.253		M0713
Net Allowance			2535.5			
5% Planning Allowance			126.8			
Total			2662.3			
3% Engineering Allowance			79.9			
30% Circulation Allowance			798.7			
Total Allowance			**3540.8**			
Optional accommodation						
Dispenser bay: car park ticket	1	10.0	10.0			G0826
Waiting area: 5 persons including 1 wheelchair user	1	9.0	9.0			J1204
Waiting quiet area: 3 persons	1	4.5	4.5	Para 3.16		J1211
Linen bay: exchange trolley	1	2.5	2.5	Para 3.204		W1426
Store: linen & clothing back-up	1	9.0	9.0	Para 3.206		W1428
Feed preparation room & baby food store	1	7.0	7.0	Para 3.201		P1002
Parking bay: mobile x-ray, image intensifier & ultrasound unit	1	8.0	8.0	Para 3.224		G0143
Day/overnight room: single bedroom, relatives	1	11.0	11.0	Para 2.117		D1302
Day/overnight room: double bedroom, relatives	1	12.0	12.0	Para 2.117		D1304
Sitting room: 5 relatives	1	10.0	10.0	Para 2.117		D1405
Shower, WC & wash: ambulant (non patient)	1	5.0	5.0	Para 2.117		V1301

Licensed copy from CIS: annie.cheung, Nightingale Associates, 22/10/2012, Uncontrolled Copy.

DH Gateway Review, Estates and Facilities Division
Schedules of Accommodation Version 3.0 August 2007

HBN 23 Hospital accommodation for children and young people (January 2005)
E.g. 2: Hospital accommodation for children and young people comprising

Main entrance	
Out-patients suite	3 consulting/examination rooms;
Child development centre	2 assessment rooms;
Rehabilitation unit	2 rooms;
Day care unit	8 single bedrooms & 2 x 4 multi-bed rooms
In-patient accommodation	12 single bedrooms & 2 x 4 multi-bed rooms
Admission room	1 room
Paediatric assessment unit	1 x 4 multi-bed room
Staff accommodation	

Description	Quantity	Area(m2)	Total Area(m2)	HBN Para.	Notes	ADB Code
Dedicated main entrance facilities						
Car parking spaces for people with disabilities & parents with young children				Para 3.3	External allowance	G0927
Vehicle drop-off point	1			Para 3.4	External allowance. Designated	G0910
Main entrance draught lobby	1	20.0	20.0	Para 3.4, 3.5	Includes entrance canopy area	J0108
Foyer/concourse area	1			Para 3.6, 3.9	Circulation allowance	J0151
Reception: 2 staff	1	10.0	10.0	Para 3.10		J0206
Waiting area: 15 persons including 2 wheelchair users	1	25.5	25.5	Para 3.12	Main wait	J1110
Waiting play area: 5 children	1	13.0	13.0	Para 3.18		J1403
Waiting play area: 5 young people	1	13.0	13.0	Para 3.18		J1422
Waiting quiet area: 3 persons	1	4.5	4.5	Para 3.16		J1211
External play area	1			Para 3.20	Associated with main entrance area. External allowance	G0935
Public telephone: single booth	2	1.5	3.0	Para 3.17, 3.21		G0702
Public telephone: single booth, accessible	2	2.0	4.0	Para 3.17, 3.21, 3.22	Standard & taxi freephone	G0705
Refreshment: drinking water dispenser	1	0.5	0.5	Para 3.14		P0810
Refreshment: vending machine	1	3.0	3.0	Para 3.14	Optional	P0805
WC & handwash: accessible, wheelchair assisted	2	4.5	9.0	Para 3.17, 3.24	Visitors & patients	V0904
Nappy change room with WC & handwash, single side table access	1	7.5	7.5	Para 3.17, 3.26	See Layout Appendix 4 Sheet 4 Option 1	V1115
Infant feeding room	1	5.5	5.5	Para 3.17, 3.28	See Layout Appendix 4 Sheet 5	S0010
Parking bay: shopping, prams & pushchairs	1	12.0	12.0	Para 3.17, 3.23		G0109
Secondary entrance	1			Para 2.36, 3.7	From main acute hospital circulation. Circulation allowance. Optional	J0129
Out-patients suite						
Waiting area: 10 persons including 1 wheelchair user	1	16.5	16.5	Para 3.45	Sub-wait	J1201
Waiting play area: 5 children	1	13.0	13.0	Para 3.45		J1403
Consulting, examination & treatment room: all round couch access	3	16.0	48.0	Para 3.46	Multi-functional	C0225
Treatment room with preparation area	1	16.5	16.5	Para 3.52		X0105
Clean utility	1	14.0	14.0	Para 3.55		T0505
Dirty utility: urine test	1	9.0	9.0	Para 3.56		Y0412
WC & handwash: specimen; accessible, wheelchair	1	4.5	4.5	Para 3.58		V1406
Office: 1 staff	1	10.5	10.5	Para 3.59	Administration staff	M0206
Interview & counselling room: 5 persons	1	9.0	9.0	Para 3.60		M0704
WC & handwash: accessible, wheelchair assisted	1	4.5	4.5	Para 3.60	En-suite to interview room	V0904
Store: bulk supplies, medical & surgical	1	12.0	12.0	Para 3.61		W1122
Child development centre						
Waiting area: 10 persons including 1 wheelchair user	1	16.5	16.5	Para 3.64	Sub-wait	J1201
Waiting play area: 5 children	1	13.0	13.0	Para 3.64		J1403
Assessment & therapy room: 5 children	2	30.0	60.0	Para 3.65		X0704
Observation & recording room: child assessment & therapy	1	11.0	11.0	Para 3.69		X0705
Dining room with beverage & snack preparation bay: 10 patients	1	18.0	18.0	Para 3.71		D0620
Dirty utility: bedpan disposal	1	9.0	9.0	Para 3.72		Y0306
Office: 1 staff	1	10.5	10.5	Para 3.73	Administration staff	M0206
Interview & counselling room: 5 persons	1	9.0	9.0	Para 3.74		M0704
WC & handwash: accessible, wheelchair assisted	1	4.5	4.5	Para 3.74	En-suite to interview room	V0904
Store: bulk supplies	1	12.0	12.0	Para 3.75		W1580
Rehabilitation unit						
Waiting area: 10 persons including 1 wheelchair user	1	16.5	16.5	Para 3.77	Sub-wait	J1201
Waiting play area: 5 children	1	13.0	13.0	Para 3.77		J1403
Therapy room: children & young people	1	70.0	70.0	Para 3.78	Out-patient facilities	X0612
Therapy room: children & young people	1	70.0	70.0	Para 3.78	In-patient facilities	X0612
Patient changing room: 1 person	2	5.0	10.0	Para 3.78, 3.83	Incl. hoist (assisted)	V0720
Dirty utility: bedpan disposal	1	9.0	9.0	Para 3.85		Y0306
Office: 1 staff	1	10.5	10.5	Para 3.86	Administration staff	M0206
Interview & counselling room: 5 persons	1	9.0	9.0	Para 3.87, 3.88		M0704
WC & handwash: accessible, wheelchair assisted	1	4.5	4.5	Para 3.87	En-suite to interview room	V0904
Store: bulk supplies	1	12.0	12.0	Para 3.89		W1580
Shared facilities between out-patient suite, child development centre & rehabilitation unit						
Waiting area: 30 persons including 3 wheelchair users	1	49.5	49.5	Para 3.33	Main waiting	J1111
Waiting play area: 10 children	1	18.0	18.0	Para 3.33		J1410
Waiting play area: 10 young people	1	18.0	18.0	Para 3.33		J1423
Waiting quiet area: 3 persons	1	4.5	4.5	Para 3.16	Optional	J1211
Public telephone: single booth	1	1.5	1.5	Para 3.33		G0702
Public telephone: single booth, accessible	1	2.0	2.0	Para 3.33		G0705
Nappy change room with WC & handwash, single side table access	1	7.5	7.5	Para 3.33	See Layout Appendix 4 Sheet 4 Option 1	V1115
Infant feeding room	1	5.5	5.5	Para 3.33	See Layout Appendix 4 Sheet 5	S0010
WC & handwash: accessible, wheelchair assisted	2	4.5	9.0	Para 3.33	Visitors & patients	V0904
Refreshment: drinking water dispenser	1	0.5	0.5	Para 3.33		P0810
Hold: disposal	1	10.0	10.0	Para 3.34		Y0614
Cleaners (Housekeeping) room	1	7.0	7.0	Para 3.38		Y1501
Switchgear room	1	4.0	4.0	Para 3.41		K0101
UPS room	1	4.0	4.0	Para 5.88		K0116
Day care unit						
Reception: 2 staff	1	10.0	10.0	Para 3.100		J0206
Waiting area: 10 persons including 1 wheelchair user	1	16.5	16.5	Para 3.100	Sub-wait	J1201
Waiting play area: 5 children	1	13.0	13.0	Para 3.100		J1403
Single bedroom: Children/young people day care	8	14.5	116.0	Para 3.108		B1811
Shower, WC & wash: accessible, wheelchair assisted	8	6.0	48.0	Para 3.96	En-suite to bedroom	V1625
Multi-bed room: Children/young peoples day care, 4 beds	2	66.0	132.0	Para 3.108, 3.117		B2011
Shower, WC & wash: accessible, wheelchair assisted	2	7.0	14.0	Para 3.121	En-suite to multi-bedroom	V1627
Staff & communication base, enclosed: 2 staff	1	11.0	11.0	Para 3.103		T0202
Treatment room: child	1	16.5	16.5	Para 3.127		X0214
Clean utility	1	14.0	14.0	Para 3.106		T0505
Store: linen	1	6.0	6.0	Para 3.106	Top-up linen system	W1592
Parking bay: resuscitation trolley	1	1.0	1.0	Para 3.106		G0103
Dirty utility: urine test	1	9.0	9.0	Para 3.125		Y0412
WC & handwash: ambulant	2	2.0	4.0	Para 3.134	Staff wc	V1007
Store: bulk supplies, medical & surgical	1	12.0	12.0	Para 3.126		W1122
Office: 1 staff	1	10.5	10.5	Para 3.101	Administration staff	M0206
Interview & counselling room: 5 persons	1	9.0	9.0	Para 3.102		M0704
WC & handwash: accessible, wheelchair assisted	1	4.5	4.5	Para 3.102	En-suite to interview room	V0904
In-patient facilities						
Waiting area: 10 persons including 1 wheelchair user	1	16.5	16.5	Para 3.140	Sub-wait	J1201
Waiting play area: 5 children	1	13.0	13.0	Para 3.140		J1403
Single bedroom: Children/young people, with relatives overnight stay	10	15.0	150.0	Para 3.141	Includes parental facilites. See Layout Appendix 4 Sheets 1 & 2	B1802
Isolation single bedroom: Children/young people, with relatives overnight stay	2	15.0	30.0	Para 3.143	Includes parental facilities	B1805

Licensed copy from CIS: annie.cheung, Nightingale Associates, 22/10/2012, Uncontrolled Copy.

Lobby: air lock to bedroom	2	4.0	8.0	Para 3.143	To isolation bedroom	G0507
Shower, WC & wash: accessible, wheelchair assisted	12	6.0	72.0	Para 3.142	En-suite to single bedroom. See layout Appendix 4 Sheet1	V1625
Multi-bed room & day space: Children/young people, 4 beds, with relatives overnight stay	2	80.0	160.0	Para 3.147	See Layout Appendix 4 Sheet 3	B2001
Shower, WC & wash: accessible, wheelchair assisted	2	7.0	14.0	Para 3.142	En-suite to multi-bedroom. See Layout Appendix 4 Sheet 3	V1627
Bath, WC & wash: treatment, assisted	1	14.0	14.0	Para 3.149		V1714
WC dual access & handwash: accessible, wheelchair assisted	1	5.5	5.5	Para 3.154		V1214
Treatment room: child	1	16.5	16.5	Para 3.158		X0214
Clean utility	1	14.0	14.0	Para 3.160		T0505
Parking bay: resuscitation trolley	1	1.0	1.0	Para 3.160		G0103
Dirty utility: bedpan disposal & urine test	1	12.0	12.0	Para 3.161		Y0302
Near patient testing/status laboratory	1	8.5	8.5	Para 3.163, 3,214		L1305
Staff & communication base, enclosed: 2 staff	1	11.0	11.0	Para 3.165		T0202
Office: 1 staff	1	10.5	10.5	Para 3.166	Administration staff	M0206
WC & handwash: ambulant	2	2.0	4.0	Para 3.167	Staff wc	V1007
Dining room: 15 patients	1	25.0	25.0	Para 3.168	One space divided into several smaller areas	D0615
Playroom: 10 children	1	30.0	30.0	Para 3.171		D0815
External play area including covered area	1			Para 3.177	External allowance	G0936
Recreation room with beverage & snack preparation bay: 10 teenagers	1	39.0	39.0	Para 3.180		D1119
Study & quiet room: 5 patients	1	18.0	18.0	Para 3.183		H0335
Pamper room	1	18.0	18.0	Para 3.184	Hairdressing, beauty & complementary therapies	X0710
Happy/calming room	1	12.0	12.0	Para 3.186		X0712
Snoezelen room	1	12.0	12.0	Para 3.192		X0714
Pantry: serving ward	1	12.0	12.0	Para 3.194		P0607
Use of breast pump room	1	5.0	5.0	Para 3.203		P1006
Store: linen	1	6.0	6.0	Para 3.204		W1592
Store: clothing back-up	1	6.0	6.0	Para 3.205		W1408
Store: general	1	12.0	12.0	Para 3.207		W1549
Store: equipment	1	30.0	30.0	Para 3.208	Large equipment - beds, etc.	W1420
Parking bay: mobile x-ray & ultrasound unit	1	5.0	5.0	Para 3.224		G0142
Rest & quiet room with beverage & snack preparation bay: family	1	12.0	12.0	Para 3.217		D1408
WC & handwash: accessible, wheelchair assisted	1	4.5	4.5	Para 3.217	En-suite to family rest room	V0904
Sitting room with beverage & snack preparation bay: 10 visitors	1	18.0	18.0	Para 3.218		D1410
WC & handwash: accessible, wheelchair assisted	1	4.5	4.5	Para 3.218	En-suite to sitting room	V0904
Interview & counselling room: 5 persons	1	9.0	9.0	Para 3.219		M0704
WC & handwash: accessible, wheelchair assisted	1	4.5	4.5	Para 3.220	En-suite to interview room	V0904
Dispenser bay: entertainment card	1	2.0	2.0	Para 3.144		G0821
Switchgear room: entertainment/communication system	1	5.0	5.0	Para 3.144		K0121
Admission room for well elective in-patients						
Admission & examination room	1	13.5	13.5	Para 3.215		C0301
Paediatric assessment unit facilities for emergency patients						
Multi-bed room: Paediatric assessment, 4 beds	1	66.0	66.0	Para 3.212		B2015
Shared facilities between day care unit, in-patient accommodation & paediatric assessment unit						
Waiting area: 15 persons including 2 wheelchair users	1	25.5	25.5	Para 3.93	Main wait	J1110
Waiting play area: 5 children	1	13.0	13.0	Para 3.93		J1403
Waiting play area: 5 young people	1	13.0	13.0	Para 3.93		J1422
Waiting quiet area: 3 persons	1	4.5	4.5	Para 3.16		J1211
WC & handwash: semi ambulant	2	2.5	5.0	Para 3.93	Visitors & patients	V1106
WC & handwash: accessible, wheelchair assisted	1	4.5	4.5	Para 3.93	Visitors & patients	V0904
Nappy change room with WC & handwash, both sides table access	1	10.0	10.0	Para 3.93	See Layout Appendix 4 Sheet 4 Option 2	V1117
Infant feeding room	1	5.5	5.5	Para 3.93	See layout Appendix Sheet 5	S0010
Hold: disposal	1	10.0	10.0	Para 3.93		Y0614
Cleaners (Housekeeping) room	1	7.0	7.0	Para 3.93		Y1501
Switchgear room	1	4.0	4.0	Para 3.93		K0101
UPS room	1	4.0	4.0	Para 5.88		K0116
Staff support facilities: Whole unit						
Rest room with beverage & snack preparation bay: 20 staff	1	28.0	28.0	Para 3.239		D0207
Staff changing room: 20 places	1	11.5	11.5	Para 3.243		V0512
Staff changing room: 40 places	1	20.0	20.0	Para 3.243		V0520
Shower: ambulant (non patient)	4	2.5	10.0	Para 3.243	Staff shower	V0801
WC & wash: ambulant	4	2.0	8.0	Para 3.243	Staff wc	V1005
Seminar & training room: 20 persons	1	37.5	37.5	Para 3.247		H0513
Office: 1 staff	1	10.5	10.5	Para 3.249	Clinicacl director	M0219
Office: 1 staff	1	10.5	10.5	Para 3.249	Manager	M0219
Office: 4 staff	1	24.0	24.0	Para 3.249	Clinical staff	M1014
Office: 4 staff	1	24.0	24.0	Para 3.249	Administration staff	M1014
Office: 2 staff	1	13.0	13.0	Para 3.249	Outreach staff	M1002
Office: 2 staff	1	13.0	13.0	Para 3.249	Teaching & research staff	M1002
Interview/meeting room: 6 persons	1	14.0	14.0	Para 3.253		M0713
Net Allowance			2523.5			
5% Planning Allowance			126.2			
Total			2649.7			
3% Engineering Allowance			79.5			
30% Circulation Allowance			794.9			
Total Allowance			**3524.1**			
Optional accommodation						
Dispenser bay: car park ticket	1	10.0	10.0			G0826
Waiting area: 5 persons including 1 wheelchair user	1	9.0	9.0			J1204
Waiting quiet area: 3 persons	1	4.5	4.5	Para 3.16		J1211
Linen bay: exchange trolley	1	2.5	2.5	Para 3.204		W1426
Store: linen & clothing back-up	1	9.0	9.0	Para 3.206		W1428
Feed preparation room & baby food store	1	7.0	7.0	Para 3.201		P1002
Parking bay: mobile x-ray, image intensifier & ultrasound unit	1	8.0	8.0	Para 3.224		G0143
Day/overnight room: single bedroom, relatives	1	11.0	11.0	Para 2.117		D1302
Day/overnight room: double bedroom, relatives	1	12.0	12.0	Para 2.117		D1304
Sitting room: 5 relatives	1	10.0	10.0	Para 2.117		D1405
Shower, WC & wash: ambulant (non patient)	1	5.0	5.0	Para 2.117		V1301

Licensed copy from CIS: annie.cheung, Nightingale Associates, 22/10/2012, Uncontrolled Copy.

DH Gateway Review, Estates and Facilities Division
Schedules of Accommodation Version 3.0 August 2007

HBN 23 Hospital accommodation for children and young people (January 2005)
E.g. 3: Hospital accommodation for children and young people comprising

Main entrance	
Out-patients suite	6 consulting/examination rooms;
Child development centre	2 assessment rooms;
Rehabilitation unit	2 rooms;
Day care unit	8 single bedrooms & 2 x 4 multi-bed rooms
In-patient accommodation	24 single bedrooms & 4 x 4 multi-bed rooms
Admission room	1 room
Paediatric assessment unit	1 x 4 multi-bed room
Staff accommodation	

Description	Quantity	Area(m2)	Total Area(m2)	HBN Para.	Notes	ADB Code
Dedicated main entrance facilities						
Car parking spaces for people with disabilities & parents with young children				Para 3.3	Dedicated to unit. External allowance	G0927
Vehicle drop-off point	1			Para 3.4	External allowance. Designated	G0910
Main entrance draught lobby	1	20.0	20.0	Para 3.4, 3.5	Includes entrance canopy area	J0108
Foyer/concourse area	1			Para 3.6, 3.9	Circulation allowance	J0151
Reception: 2 staff	1	10.0	10.0	Para 3.10		J0206
Waiting area: 20 persons including 2 wheelchair users	1	33.0	33.0	Para 3.12	Main wait	J1109
Waiting play area: 5 children	1	13.0	13.0	Para 3.18		J1403
Waiting play area: 5 young people	1	13.0	13.0	Para 3.18		J1422
Waiting quiet area: 3 persons	1	4.5	4.5	Para 3.16		J1211
External play area	1			Para 3.20	Associated with main entrance area. External allowance	G0935
Public telephone: single booth	2	1.5	3.0	Para 3.17, 3.21		G0702
Public telephone: single booth, accessible	2	2.0	4.0	Para 3.17, 3.21, 3.22	Standard & taxi freephone	G0705
Refreshment: drinking water dispenser	1	0.5	0.5	Para 3.14		P0810
Refreshment: vending machine	1	3.0	3.0	Para 3.14	Optional	P0805
WC & handwash: accessible, wheelchair assisted	2	4.5	9.0	Para 3.17, 3.24	Visitors & patients	V0904
Nappy change room with WC & handwash, single side table access	1	7.5	7.5	Para 3.17, 3.26	See Layout Appendix 4 Sheet 4 Option 1	V1115
Infant feeding room	1	5.5	5.5	Para 3.17, 3.28	See Layout Appendix 4 Sheet 5	S0010
Parking bay: shopping, prams & pushchairs	1	12.0	12.0	Para 3.17, 3.23		G0109
Secondary entrance	1			Para 2.36, 3.7	From main acute hospital circulation. Circulation allowance. Optional	J0129
Out-patients suite						
Waiting area: 20 persons including 2 wheelchair users	1	33.0	33.0	Para 3.45	Sub-wait	J1109
Waiting play area: 10 children	1	18.0	18.0	Para 3.45		J1410
Consulting, examination & treatment room: all round couch access	6	16.0	96.0	Para 3.46	Multi-functional	C0225
Treatment room with preparation area	1	16.5	16.5	Para 3.52		X0105
Clean utility	1	14.0	14.0	Para 3.55		T0505
Dirty utility: urine test	1	12.0	12.0	Para 3.56		Y0411
WC & handwash: specimen; accessible, wheelchair	1	4.5	4.5	Para 3.58		V1406
Office: 1 staff	1	10.5	10.5	Para 3.59	Administration staff	M0206
Interview & counselling room: 5 persons	1	9.0	9.0	Para 3.60		M0704
WC & handwash: accessible, wheelchair assisted	1	4.5	4.5	Para 3.60	En-suite to intervirw room	V0904
Store: bulk supplies, medical & surgical	1	18.0	18.0	Para 3.61		W1123
Child development centre						
Waiting area: 10 persons including 1 wheelchair user	1	16.5	16.5	Para 3.64	Sub-wait	J1201
Waiting play area: 5 children	1	13.0	13.0	Para 3.64		J1403
Assessment & therapy room: 5 children	2	30.0	60.0	Para 3.65		X0704
Observation & recording room: child assessment & therapy	1	11.0	11.0	Para 3.69		X0705
Dining room with beverage & snack preparation bay: 10 patients	1	18.0	18.0	Para 3.71		D0620
Dirty utility: bedpan disposal	1	9.0	9.0	Para 3.72		Y0306
Office: 1 staff	1	10.5	10.5	Para 3.73	Administration staff	M0206
Interview & counselling room: 5 persons	1	9.0	9.0	Para 3.74		M0704
WC & handwash: accessible, wheelchair assisted	1	4.5	4.5	Para 3.74	En-suite to interview room	V0904
Store: bulk supplies	1	12.0	12.0	Para 3.75		W1580
Rehabilitation unit						
Waiting area: 10 persons including 1 wheelchair user	1	16.5	16.5	Para 3.77	Sub-wait	J1201
Waiting play area: 5 children	1	13.0	13.0	Para 3.77		J1403
Therapy room: children & young people	1	70.0	70.0	Para 3.78	Out-patients facilities	X0612
Therapy room: children & young people	1	70.0	70.0	Para 3.78	In-patients facilities	X0612
Patient changing room: 1 person	2	5.0	10.0	Para 3.78, 3.83	Incl. hoist (assisted)	V0720
Dirty utility: bedpan disposal	1	9.0	9.0	Para 3.85		Y0306
Office: 1 staff	1	10.5	10.5	Para 3.86	Administration staff	M0206
Interview & counselling room: 5 persons	1	9.0	9.0	Para 3.87, 3.88		M0704
WC & handwash: accessible, wheelchair assisted	1	4.5	4.5	Para 3.87	En-suite to interview room	V0904
Store: bulk supplies	1	12.0	12.0	Para 3.89		W1580
Shared facilities between out-patient suite, child development centre & rehabilitation unit						
Waiting area: 30 persons including 3 wheelchair users	1	49.5	49.5	Para 3.33	Main waiting	J1111
Waiting play area: 10 children	1	18.0	18.0	Para 3.33		J1410
Waiting play area: 10 young people	1	18.0	18.0	Para 3.33		J1423
Waiting quiet area: 3 persons	1	4.5	4.5	Para 3.16	Optional	J1211
Public telephone: single booth	1	1.5	1.5	Para 3.33		G0702
Public telephone: single booth, accessible	1	2.0	2.0	Para 3.33		G0705
Nappy change room with WC & handwash, single side table access	1	7.5	7.5	Para 3.33	See Layout Appendix 4 Sheet 4 Optional 1	V1115
Infant feeding room	1	5.5	5.5	Para 3.33	See Layout Appendix 4 Sheet 5	S0010
WC & handwash: accessible, wheelchair assisted	2	4.5	9.0	Para 3.33	Visitors & patients	V0904
Refreshment: drinking water dispenser	1	0.5	0.5	Para 3.33		P0810
Hold: disposal	1	10.0	10.0	Para 3.34		Y0614
Cleaners (Housekeeping) room	1	7.0	7.0	Para 3.38		Y1501
Switchgear room	1	4.0	4.0	Para 3.41		K0101
UPS room	1	4.0	4.0	Para 5.88		K0116
Day care unit						
Reception: 2 staff	1	10.0	10.0	Para 3.100		J0206
Waiting area: 10 persons including 1 wheelchair user	1	16.5	16.5	Para 3.100	Sub-wait	J1201
Waiting play area: 5 children	1	13.0	13.0	Para 3.100		J1403
Single bedroom: Children/young people day care	8	14.5	116.0	Para 3.108		B1811
Shower, WC & wash: accessible, wheelchair assisted	8	6.0	48.0	Para 3.96	En-suite to bedroom	V1625
Multi-bed room: Children/young peoples day care, 4 beds	2	66.0	132.0	Para 3.108, 3.117		B2011
Shower, WC & wash: accessible, wheelchair assisted	2	7.0	14.0	Para 3.121	En-suite to multi-bedroom	V1627
Staff & communication base, enclosed: 2 staff	1	11.0	11.0	Para 3.103		T0202
Treatment room: child	1	16.5	16.5	Para 3.127		X0214
Clean utility	1	14.0	14.0	Para 3.106		T0505
Store: linen	1	6.0	6.0	Para 3.106	Top-up linen system	W1592
Parking bay: resuscitation trolley	1	1.0	1.0	Para 3.106		G0103
Dirty utility: urine test	1	9.0	9.0	Para 3.125		Y0412
WC & handwash: ambulant	2	2.0	4.0	Para 3.134	Staff wc	V1007
Store: bulk supplies, medical & surgical	1	12.0	12.0	Para 3.126		W1122
Office: 1 staff	1	10.5	10.5	Para 3.101	Administration staff	M0206
Interview & counselling room: 5 persons	1	9.0	9.0	Para 3.102		M0704
WC & handwash: accessible, wheelchair assisted	1	4.5	4.5	Para 3.102	En-suite to interview room	V0904
In-patient facilities						
Waiting area: 10 persons including 1 wheelchair user	2	16.5	33.0	Para 3.140	Sub-wait	J1201
Waiting play area: 5 children	2	13.0	26.0	Para 3.140		J1403
Single bedroom: Children/young people, with relatives overnight stay	20	15.0	300.0	Para 3.141	Includes parental facilities. See Layout Appendix 4 Sheets 1 & 2	B1802

Licensed copy from CIS: annie.cheung, Nightingale Associates, 22/10/2012, Uncontrolled Copy.

Isolation single bedroom: Children/young people, with relatives overnight stay	4	15.0	60.0	Para 3.143	Includes parental facilities	B1805
Lobby: air lock to bedroom	4	4.0	16.0	Para 3.143	To isolation bedroom	G0507
Shower, WC & wash: accessible, wheelchair assisted	24	6.0	144.0	Para 3.142	En-suite to single bedroom. See Layout Appendix 4 Sheet 1	V1625
Multi-bed room & day space: Children/young people, 4 beds, with relatives overnight stay	4	80.0	320.0	Para 3.147	See Layout Appendix 4 Sheet 3	B2001
Shower, WC & wash: accessible, wheelchair assisted	4	7.0	28.0	Para 3.142	En-suite to multi-bedroom. See Layout Appendix 4 Sheet 3	V1627
Bath, WC & wash: treatment, assisted	2	14.0	28.0	Para 3.149		V1714
WC dual access & handwash: accessible, wheelchair assisted	2	5.5	11.0	Para 3.154		V1214
Treatment room: child	2	16.5	33.0	Para 3.158		X0214
Clean utility	2	14.0	28.0	Para 3.160		T0505
Parking bay: resuscitation trolley	2	1.0	2.0	Para 3.160		G0103
Dirty utility: bedpan disposal & urine test	2	12.0	24.0	Para 3.161		Y0302
Near patient testing/status laboratory	1	8.5	8.5	Para 3.163, 3.214		L1305
Staff & communication base, enclosed: 2 staff	2	11.0	22.0	Para 3.165		T0202
Office: 1 staff	2	10.5	21.0	Para 3.166	Administration staff	M0206
WC & handwash: ambulant	4	2.0	8.0	Para 3.167	Staff wc	V1007
Dining room: 15 patients	2	25.0	50.0	Para 3.168	One space divided into several smaller areas	D0615
Playroom: 10 children	1	30.0	30.0	Para 3.171		D0815
External play area including covered area	1			Para 3.177	External allowance	G0936
Recreation room with beverage & snack preparation bay: 10 teenagers	1	39.0	39.0	Para 3.180		D1119
Study & quiet room: 5 patients	2	18.0	36.0	Para 3.183		H0335
Pamper room	1	18.0	18.0	Para 3.184	Hairdressing, beauty & complementary therapies	X0710
Happy/calming room	1	12.0	12.0	Para 3.186		X0712
Snoezelen room	1	12.0	12.0	Para 3.192		X0714
Pantry: serving ward	2	12.0	24.0	Para 3.194		P0607
Feed preparation room & baby food store	1	7.0	7.0	Para 3.201	Optional	P1002
Use of breast pump room	1	5.0	5.0	Para 3.203		P1006
Store: linen	2	6.0	12.0	Para 3.204		W1592
Store: clothing back-up	2	6.0	12.0	Para 3.205		W1408
Store: general	2	12.0	24.0	Para 3.207		W1549
Store: equipment	2	30.0	60.0	Para 3.208	Large equipment - beds, etc.	W1420
Parking bay: mobile x-ray & ultrasound unit	1	5.0	5.0	Para 3.224		G0142
Rest & quiet room with beverage & snack preparation bay: family	2	12.0	24.0	Para 3.217		D1408
WC & handwash: accessible, wheelchair assisted	2	4.5	9.0	Para 3.217	En-suite to family rest room	V0904
Sitting room with beverage & snack preparation bay: 10 visitors	2	18.0	36.0	Para 3.218		D1410
WC & handwash: accessible, wheelchair assisted	2	4.5	9.0	Para 3.218	En-suite to sitting room	V0904
Interview & counselling room: 5 persons	2	9.0	18.0	Para 3.219		M0704
WC & handwash: accessible, wheelchair assisted	2	4.5	9.0	Para 3.220	En-suite to interview room	V0904
Dispenser bay: entertainment card	2	2.0	4.0	Para 3.144		G0821
Switchgear room: entertainment/communication system	1	5.0	5.0	Para 3.144		K0121
Admission room for well elective in-patients						
Admission & examination room	1	13.5	13.5	Para 3.215		C0301
Paediatric assessment unit facilities for emergency patients						
Multi-bed room: Paediatric assessment, 4 beds	1	66.0	66.0	Para 3.212		B2015
Shared facilities between day care unit, in-patient accommodation & paediatric assessment unit						
Waiting area: 25 persons including 2 wheelchair users	1	40.5	40.5	Para 3.93	Main wait	J1116
Waiting play area: 10 children	1	18.0	18.0	Para 3.93		J1410
Waiting play area: 10 young people	1	18.0	18.0	Para 3.93		J1423
Waiting quiet area: 3 persons	1	4.5	4.5	Para 3.16		J1211
WC & handwash: semi ambulant	4	2.5	10.0	Para 3.93	Visitors & patients	V1106
WC & handwash: accessible, wheelchair assisted	2	4.5	9.0	Para 3.93	Visitors & patients	V0904
Nappy change room with WC & handwash, both sides table access	1	10.0	10.0	Para 3.93	See Layout Appendix 4 Sheet 4 Option 2	V1117
Infant feeding room	1	5.5	5.5	Para 3.93	See Layout Appendix 4 Sheet 5	S0010
Hold: disposal	1	15.0	15.0	Para 3.93		Y0615
Cleaners (Housekeeping) room	2	7.0	14.0	Para 3.93		Y1501
Switchgear room	1	4.0	4.0	Para 3.93		K0101
UPS room	1	4.0	4.0	Para 5.88		K0116
Staff support facilities: Whole unit						
Rest room with beverage & snack preparation bay: 30 staff	1	45.0	45.0	Para 3.239		D0202
Staff changing room: 30 places	1	16.0	16.0	Para 3.243		V0517
Staff changing room: 50 places	1	25.0	25.0	Para 3.243		V0515
Shower: ambulant (non patient)	4	2.5	10.0	Para 3.243	Staff shower	V0801
WC & wash: ambulant	6	2.0	12.0	Para 3.243	Staff wc	V1005
Seminar & training room: 30 persons	1	55.0	55.0	Para 3.247		H0517
Office: 1 staff	1	10.5	10.5	Para 3.249	Clinical director	M0219
Office: 1 staff	1	10.5	10.5	Para 3.249	Manager	M0219
Office: 6 staff	1	36.0	36.0	Para 3.249	Clinical staff	M1011
Office: 6 staff	1	36.0	36.0	Para 3.249	Administration staff	M1011
Office: 2 staff	1	13.0	13.0	Para 3.249	Outreach staff	M1002
Office: 2 staff	1	13.0	13.0	Para 3.249	Teaching & research staff	M1002
Interview/meeting room: 6 persons	1	14.0	14.0	Para 3.253		M0713
Net Allowance			3450.5			
5% Planning Allowance			172.5			
Total			3623.0			
3% Engineering Allowance			108.7			
30% Circulation Allowance			1086.9			
Total Allowance			**4818.6**			
Optional accommodation						
Dispenser bay: car park ticket	1	10.0	10.0			G0826
Waiting area: 5 persons including 1 wheelchair user	1	9.0	9.0			J1204
Waiting quiet area: 3 persons	1	4.5	4.5	Para 3.16		J1211
Linen bay: exchange trolley	1	2.5	2.5	Para 3.204		W1426
Store: linen & clothing back-up	1	9.0	9.0	Para 3.206		W1428
Parking bay: mobile x-ray, image intensifier & ultrasound unit	1	8.0	8.0	Para 3.224		G0143
Day/overnight room: single bedroom, relatives	1	11.0	11.0	Para 2.117		D1302
Day/overnight room: double bedroom, relatives	1	12.0	12.0	Para 2.117		D1304
Sitting room: 5 relatives	1	10.0	10.0	Para 2.117		D1405
Shower, WC & wash: ambulant (non patient)	1	5.0	5.0	Para 2.117		V1301

Licensed copy from CIS: annie.cheung, Nightingale Associates, 22/10/2012, Uncontrolled Copy.

Appendix 1 – Consumerism

Licensed copy from CIS: annie.cheung, Nightingale Associates, 22/10/2012, Uncontrolled Copy.

NEW HEALTHCARE CAPITAL INVESTMENT DEPARTMENTAL COST ALLOWANCE GUIDE

This information is reproduced from 'Quarterly Briefing' Volume 11 Number 3 02/2002

Version 2.0 of the Healthcare Capital Investment (HCI) document was released in November 2001 with revised Departmental Cost Allowance Guides (DCAGs), which take into account the principles of "consumerism" in order to produce a better patient environment.

WHAT IS "CONSUMERISM"?

Consumerism is the overarching concept of looking after the needs and desires of patients and visitors in NHS hospitals and clinics. It is about providing a service that recognises and meets the expectations of the individual, rather than a generic group. Consumerism is about anticipating needs and delivering consistently high levels of service that satisfy those needs.

WHY IS IT SUCH A KEY ISSUE FOR THE NHS?

Modernisation is a key element of the Government's approach to public service. The Government's plans for the NHS were outlined in the landmark NHS Plan, which was published in July 2000.

The NHS Plan is the response to the views expressed by patients, visitors and staff on how hospitals could be improved. The Plan sets out a major programme for investment and reform. It puts the patient experience at the heart of delivering healthcare. Patients consulted as part of the NHS Plan made it clear that they expected their care to be delivered in a warm, clean and welcoming environment.

WHY REVIEW DCAGS?

This consumerism-focused DCAG review identifies the capital costs associated with patient expectations and updates the DCAGs in Version 1.0 of the HCI document, published as a supplement to 'Quarterly Briefing' Volume 7 No 1 1997/98.

This updating is necessary as Version 1.0 of the HCI document was published in 1997 and does not provide an adequate reflection of the costs of Government initiatives to meet these patient expectations. The overall effect on the capital costs of schemes will vary depending on the type of facility. As an example, the increase in overall capital cost of an acute hospital could be in the range of 12–13%.

PRECISELY WHICH CRITERIA ARE COVERED IN THIS REVIEW? WHAT IS INCLUDED?

After careful consideration by a multidisciplinary team drawn from both the public and private sectors, ten headline consumerism criteria (itemised A to J below) based on 36 patient "needs and desires" were ultimately identified and assessed in relation to existing Health Building Notes (HBNs).

These consumerism criteria are described below.

A Privacy and Dignity

A1 Greater assurance of privacy and dignity

A2 Women-only day rooms

B Quality of Environment

B3 Higher specifications of fabric, finishes and services installations to reduce risk of backlog maintenance, thereby encouraging perception of quality facilities and care in ownership

B4 Natural light

B5 Natural ventilation

B6 Zero discomfort from solar gain

B7 Clean wards/recovery bays

B8 All medical equipment, consumables and linen discreetly stored

B9 All clinical waste safely and discreetly stored

B10 Interiors that instil a sense of quality, care, restfulness and cheerfulness and that work to create a healing environment

B11 Artwork installed as an essential characteristic of the healing environment, including enhancements to building fabric and specialist commissions (for example decorative lighting, stained glass, murals)

A52756968

Licensed copy from CIS: annie.cheung, Nightingale Associates, 22/10/2012, Uncontrolled Copy.

C Patient Accommodation

C12 Rationalisation of bed space configurations to a ratio of 50% or greater of single beds to multi-bed bay ward accommodation

C13 Single-sex washing and toilet facilities

C14 Adequate shower/bathing facilities in in-patient departments where full en-suite facilities are not a design objective

C15 Improved relatives'/patients' overnight stay facilities and increased supply to meet demand

C16 Increased relatives' overnight stay facilities adjacent to critical care wards

C17 More space around beds to accommodate visitors in comfort without instilling sense of crowding and to engender patients' sense of spatial volume/airiness

D Entrances, Reception and Waiting

D18 Improved waiting areas

D19 Ward foyers as focal point for arrival for visitors

D20 Improved main entrances, departmental entrances and reception points

E Security and Safety

E21 Safe and accessible storage of belongings and cash

E22 Immediate access by patients to call points for summoning assistance

E23 Secure facilities that instil a sense of safety and security of possessions

F Barrier-free Access

F24 No physical or operational barriers to the disabled

F25 Clear multicultural signage/wayfinding that is non-institutional in character

G Patient Control of Environment

G26 Patient control of personal ambient environmental temperature

G27 Task lighting at the bedhead/bedside conducive to reading and close work

G28 Controllable lighting levels delivered from high-quality non-institutional style luminaires

H Catering

H29 Easy access to vending machines

H30 Better food, prepared and served in adherence to a clear hospital food, nutrition and health policy

I Patient Advocacy

I31 Inclusion of patient advocate's room

J Information and Communication

J32 Meeting the requirements of "Patient Power" by accommodating integrated bedside communication and entertainment systems

J33 Easy access to (public) telephones

J34 Fully-informed patients, relatives and visitors

J35 Access to multilingual reading material for relaxation, including special needs material in large print or Braille

J36 Access to personal health records

WHAT IS THE OVERALL COST EFFECT OF THE CONSUMERISM DCAG REVIEW?

The overall cost effect will vary according to a variety of factors, including the type of facility, its functional content and departmental mix/proportions.

The increase in DCAGs will also reduce historical benchmark values of on-costs as a percentage of departmental costs (for example, typically 70% in relation to an acute hospital).

Version 2.0 of the HCI document is available in downloadable format from NHS Estates' website on http://www.nhsestates.gov.uk and as hard copy, priced at £75 to the private sector, from NHS Estates, e-mail nhs.estates@dh.gsi.gov.uk

IMPORTANT NOTE

Additions and changes to the HCI document will be highlighted in future issues of 'Quarterly Briefing'. The website version will be changed accordingly. It is therefore the responsibility of users of the HCI document to ensure that they make reference to the latest version.

For general information on DCAGs please contact:

Melvin Goody, NHS Estates, e-mail melvin.goody@dh.gsi.gov.uk

A52756968

Appendix 2 – National Minimum Standards: Regulations for Independent Health Care

Licensed copy from CIS: annie.cheung, Nightingale Associates, 22/10/2012, Uncontrolled Copy.

STANDARD A16

A16.1 Children are seen in a separate out-patient area, or where the hospital does not have a separate out-patient area for children, they are seen promptly.

A16.2 The out-patient area is subject to the same environmental audit as any other area used for children to ensure that the area is safe, with any identified risks to children controlled.

A16.3 Toys and/or books suitable to the child's age are provided.

A16.4 Children requiring anaesthesia or sedation are admitted to a bed and not treated in out-patients.

A16.5 All children are admitted to a single room or to one shared with other children only. An environmental risk assessment is performed to ensure the child's safety.

A16.6 Children under the age of 12 are supervised in their rooms at all times either by hospital staff or by their parents.

A16.7 On admission children are carefully weighed with minimal clothing to allow for accurate calculation of drug dosage. Dual checking is recommended for the weighing of small children.

A16.8 There are segregated areas for the reception of children and adolescents into theatre and for recovery, to screen the children and adolescents from adult patients; the segregated areas contain all necessary equipment for the care of children.

A16.9 A parent is to be actively encouraged to stay at all times, with accommodation made available for the adult in the child's room or close by.

A16.10 The child's family is allowed to visit him/her at any time of the day, except when in individual circumstances a decision is made by the clinical team that visiting should be restricted.

A16.11 Adolescents are to have their privacy respected, and every effort is made to respect their wishes if they indicate they prefer to be seen without their parents.

A16.12 The toys provided are safe (compliant with British Safety Standards), and are age-appropriate to the child.

A16.13 When a child is in hospital for more than five days, play is managed and supervised by a qualified Hospital Play Specialist.

A16.14 Children are required to receive education when in hospital for more than five days; the Local Education Authority has an obligation to meet this need and are contacted if necessary.*Reproduced from 'Paediatric Intensive Care: A Framework for the Future' (NHS Executive, 1997)*

A52756968

Appendix 3 – Definitions of levels of care

In many of the previous discussions about paediatric intensive care, there has been little attempt to differentiate between intensive and high-dependency care – and indeed the definitions are often blurred. A critically ill child may need more than one of the three types of care – as defined by the Paediatric Intensive Care Society – during a single period of treatment in hospital.

High-dependency care (often described as Level 1)

This describes care provided to a child who may require closer observation and monitoring than is usually available on an ordinary children's ward, although much of this care is already provided, with higher staffing levels than usual, in such locations. For example, the child may need continuous monitoring of the heart rate, non-invasive blood-pressure monitoring, or single organ support (but not respiratory support). The child may, for example, be suffering from moderately severe croup, suspected intestinal obstruction or suspected poisoning.

Intensive care (Level 2)

These children will always need continuous nursing supervision. They may need ventilatory support, or support for two or more organ systems. Sometimes the child will have one organ system needing support and one other suffering from chronic failure. Usually children receiving level 2 care are intubated to assist breathing.

Intensive care (Level 3 or above)

Children with two or more organ systems needing technological support, including advanced respiratory support, will need intensive nursing supervision at all times and will be undergoing complex monitoring and/or therapeutic procedures. They would include, for example, ventilated children undergoing advanced renal support, those who have suffered multiple trauma in major road accidents, or those who have undergone very complex major surgery. Children receiving treatment by extra-corporeal membrane oxygenisation (ECMO), which is provided in a very small number of hospitals, are sometimes described as needing Level 4 intensive care.

Licensed copy from CIS: annie.cheung, Nightingale Associates, 22/10/2012, Uncontrolled Copy.

A52756968

Appendix 4 – Room layouts and other ergonomic data

Single bedroom
(alternative 1)
Sheet 1

In-patient single bedroom accommodation with en-suite facilities.
Room can be used by children and young people and has overnight stay facilities for a parent integral to the room.

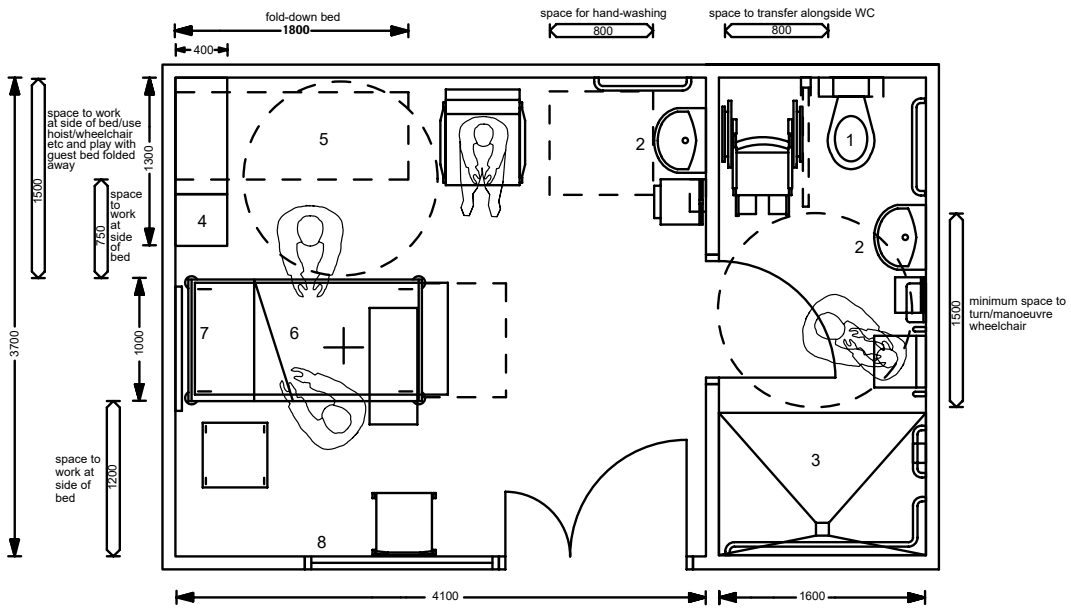

Notes

1. Disabled WC
2. Clinical hand-wash basin with non-touch taps
3. Assisted shower
4. Wardrobe
5. Fold-down bed
6. Bed/trolley
7. Bedhead services to include medical gases, power, communications and entertainment facilities
8. Observation window with double-glazed unit with integral blind for privacy

The bedroom must have adequate space to manoeuvre a mobile hoist and wheelchair whilst transferring a child to and from the bed/trolley.

Wheelchairs for children with severe disabilities can be significantly longer and wider than wheelchairs for adults.

There must be sufficient space for staff to lift and move patients safely in both the bedroom and the en-suite facility.

Licensed copy from CIS: annie.cheung, Nightingale Associates, 22/10/2012, Uncontrolled Copy.

A52756968

Single bedroom
(alternative 2)
Sheet 2

In-patient single bedroom accommodation with en-suite facilities.
Room can be used by children and young people and has overnight stay facilities for a parent integral to the room.

Alternative layout with parent's bed located in bay window.

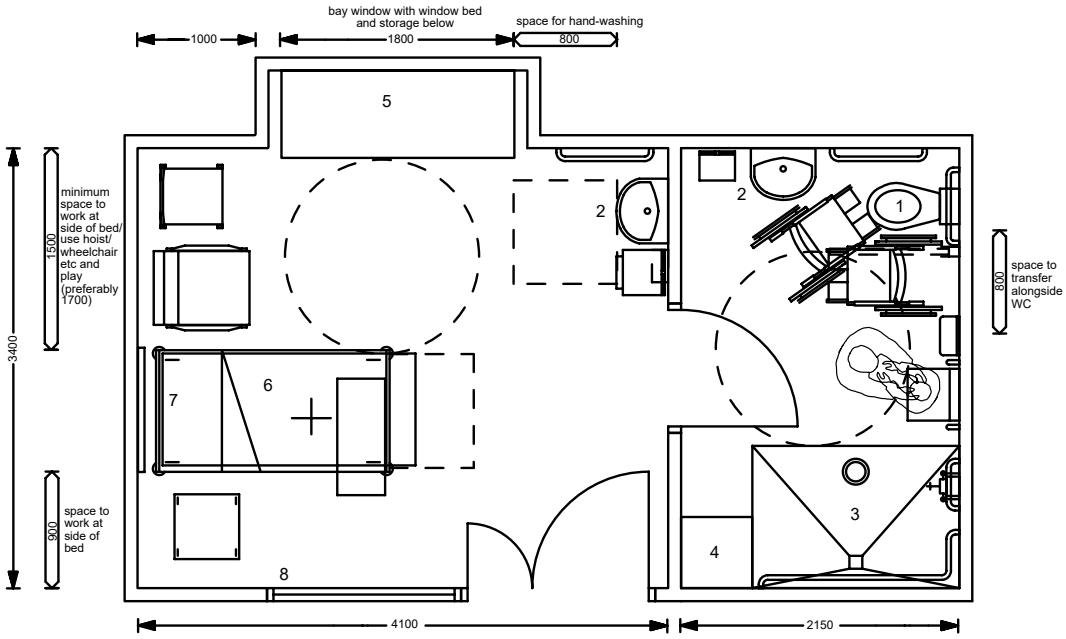

1. Disabled WC
2. Clinical hand-wash basin with non-touch taps
3. Assisted shower
4. Wardrobe
5. Window bed with storage below
6. Bed/trolley
7. Bedhead services to include medical gases, power, communications and entertainment facilities
8. Observation window with double-glazed unit with integral blind for privacy

The bedroom must have adequate space to manoeuvre mobile hoist and wheelchair whilst transferring a child to and from the bed/trolley.

Wheelchairs for children with severe disabilities can be significantly longer and wider than wheelchairs for adults.

There must be sufficient space for staff to lift and move patients safely in both the bedroom and the en-suite facility.

Licensed copy from CIS: annie.cheung, Nightingale Associates, 22/10/2012, Uncontrolled Copy.

A52756968

Four-bed room

In-patient multi-bed accommodation with en-suite facilities. Room can be used by children and young people and has overnight stay facilities for a parent integral to each bed space.

Sheet 3

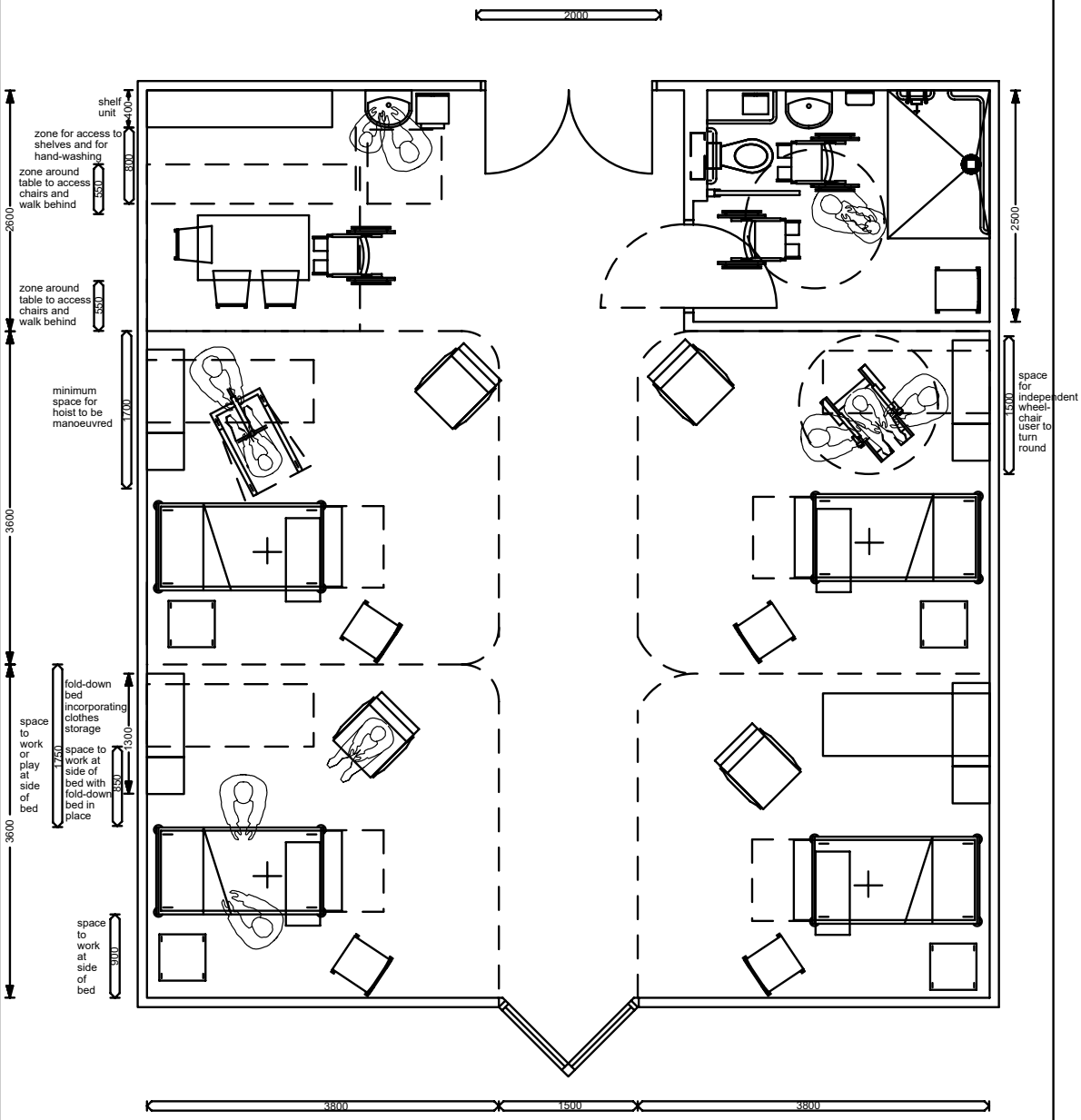

See Sheet 1 for description of items in each bed space.

Each bed space must be laid out the same to provide maximum privacy.

A play area is included for patients to play together. However, as an option this area can be used to provide a second en-suite facility.

Each bed space must have adequate space to manoeuvre a mobile hoist and wheelchair whilst transferring a child to and from the bed/trolley. (An example of each is shown in the bed spaces.)

Wheelchairs for children with severe disabilities can be significantly longer and wider than wheelchairs for adults.

There must be sufficient space for staff to lift and move patients safely in both the bedroom and the en-suite facility.

Licensed copy from CIS: annie.cheung, Nightingale Associates, 22/10/2012, Uncontrolled Copy.

A52756968

Children change

Accommodation for changing children and young people aged 0–18 years using a commercial changing table.

Layouts indicate the option of accessing the patient from either one side or both sides of the table.

Sheet 4

Option 1

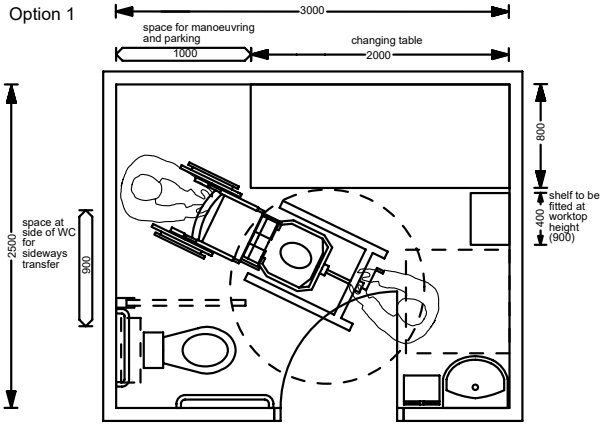

Option 1

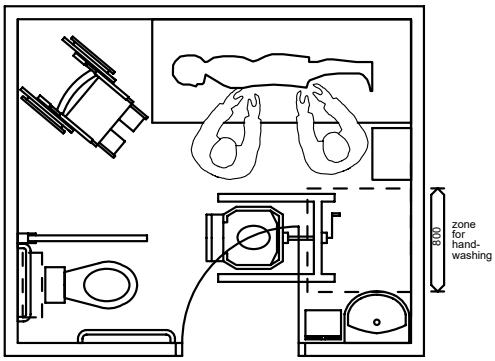

Option 2

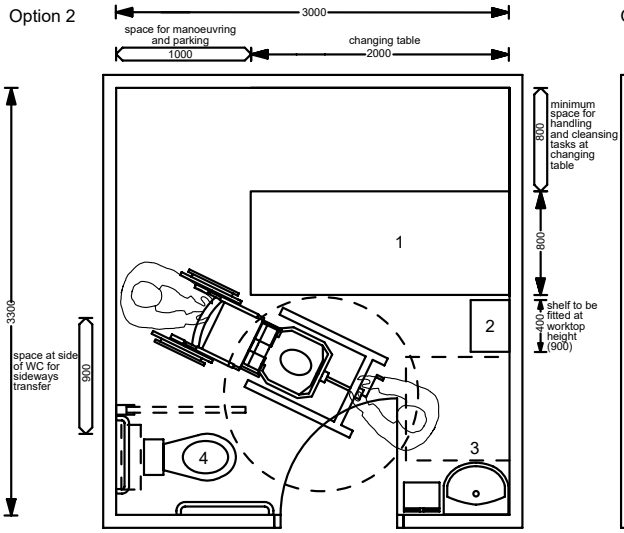

Option 2

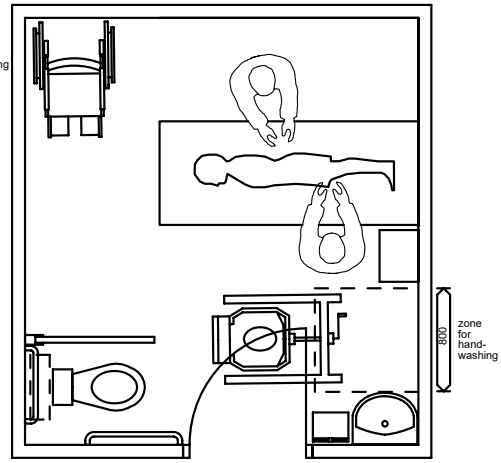

1. Changing table
2. Shelf
3. Hand-wash basin with non-touch taps
4. Disabled WC

Children and young people aged 0–18 years may need access to a changing table when visiting the toilet as out-patients or in-patients. The length, width and robustness of the changing table should reflect the size and weight of the users.

Commercially available changing tables are height-adjustable to facilitate access for children of different heights who can climb on or off with assistance but who still require to be changed, or who are transferring from a wheelchair or by hoist, and for the comfort of staff changing the child.

The tables have sides that can be levelled for access and folded up to prevent the individual from rolling off. They have lockable castors so that they can either be pushed against a wall or pulled out for island use.

Some are wall-mounted and so fold up against the wall when not in use.

The changing table must be wide enough to roll the child from side to side during changing (800).

There should be a shelf at the end of the table for placing packs of wipes, pads etc. This should be at approximately worktop height and be positioned alongside the carer, not above the table, to prevent the individual on the table hitting their head on it on when rising.

There must be a WC, as some children are able to use the toilet but still need to lie on a changing table to be cleansed and changed. Space is required to transfer sideways or forwards from the wheelchair to the WC or forwards from the hoist.

There must be adequate space to manoeuvre the hoist and wheelchair whilst transferring a child from a wheelchair to the WC and/or changing table, park them, move round them and have access to the WC, the basin and the shelf.

Wheelchairs for children with severe disabilities can be significantly longer and wider than wheelchairs for adults.

There must be significant space for staff to lift and move patients safely and to use patient handling equipment such as mobile or ceiling-mounted hoists. If the table were in an island location it would be easier for two people to assist with the change.

Licensed copy from CIS: annie.cheung, Nightingale Associates, 22/10/2012, Uncontrolled Copy.

Infant feed

Accommodation for a parent or carer to breast- or bottle-feed an infant or child. The room should have easy access from the waiting areas.

Space required for a minimum of 2 adults who may use a wheelchair, be accompanied by other children, and have a buggy or pushchair.

Sheet 5

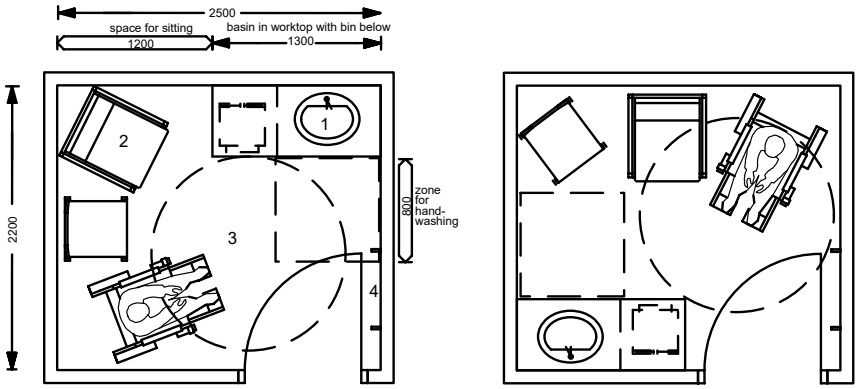

1. Hand-wash basin with non-touch taps with soap and towel dispenser and bin below
2. Comfortable feeding chair
3. Sufficient space to manoeuvre a wheelchair
4. Coat hooks

The hand-wash basin should be located in a vanity unit to provide an additional work surface on which to place a bag and/or bottle/food for preparation. The surface should be large enough to accommodate a waste bin below it.

Licensed copy from CIS: annie.cheung, Nightingale Associates, 22/10/2012, Uncontrolled Copy.

A52756968

Bereavement cluster

Accommodation for a bereaved family to view their child in privacy and comfort. It is essential that the rooms are non-denominational.

Sheet 6

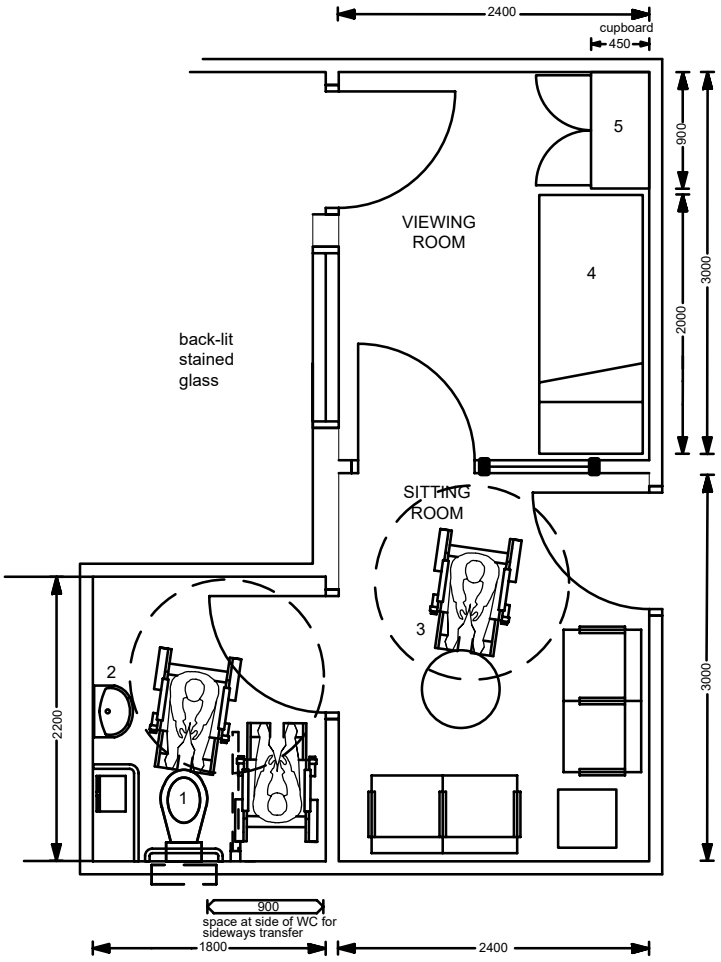

1. Disabled WC
2. Hand-wash basin with non-touch taps
3. Sitting area with comfortable seating and sufficient space to manoeuvre a wheelchair
4. Standard trolley/"Moses" basket
5. Wardrobe for storing clothing, linen and religious artefacts

Licensed copy from CIS: annie.cheung, Nightingale Associates, 22/10/2012, Uncontrolled Copy.

A52756968

Licensed copy from CIS: annie.cheung, Nightingale Associates, 22/10/2012, Uncontrolled Copy.

Activities

Stature

Child

Male and female children and young people aged 3–17

Sheet 7

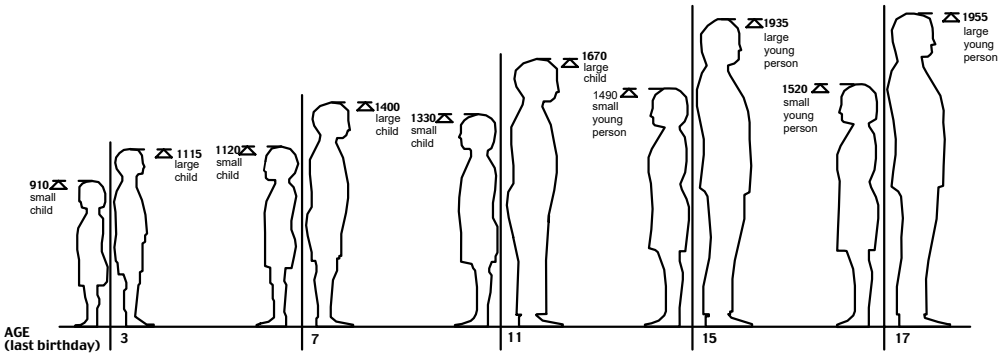

Notes

This data is based on the Health Survey for England for Caucasian children. Children from other ethnic groups can be (significantly) shorter or taller, at the same age, than Caucasian children. Thus, the 1st and 99th percentile data for Caucasian children is shown, to ensure that children from other ethnic groups are not compromised in terms of safety or ease of use.

In addition, children in hospital may have an illness or growth disorder which affects their stature.

In each case, only 1% of Caucasian children can be expected to be shorter or taller than the measurement given.

At some ages, boys can be shorter than girls.

Dimensions include a correction of 25 mm for footwear.

Data source: 'PeopleSize 2000' by Open Ergonomics Ltd (http://www.openerg.com)

A52756968

Licensed copy from CIS: annie.cheung, Nightingale Associates, 22/10/2012, Uncontrolled Copy.

Activities
Standing eye levels
Grooming – viewing head and shoulders

Users
Male and female children
and young people

Mirror
Wall-mounted

Sheet 8

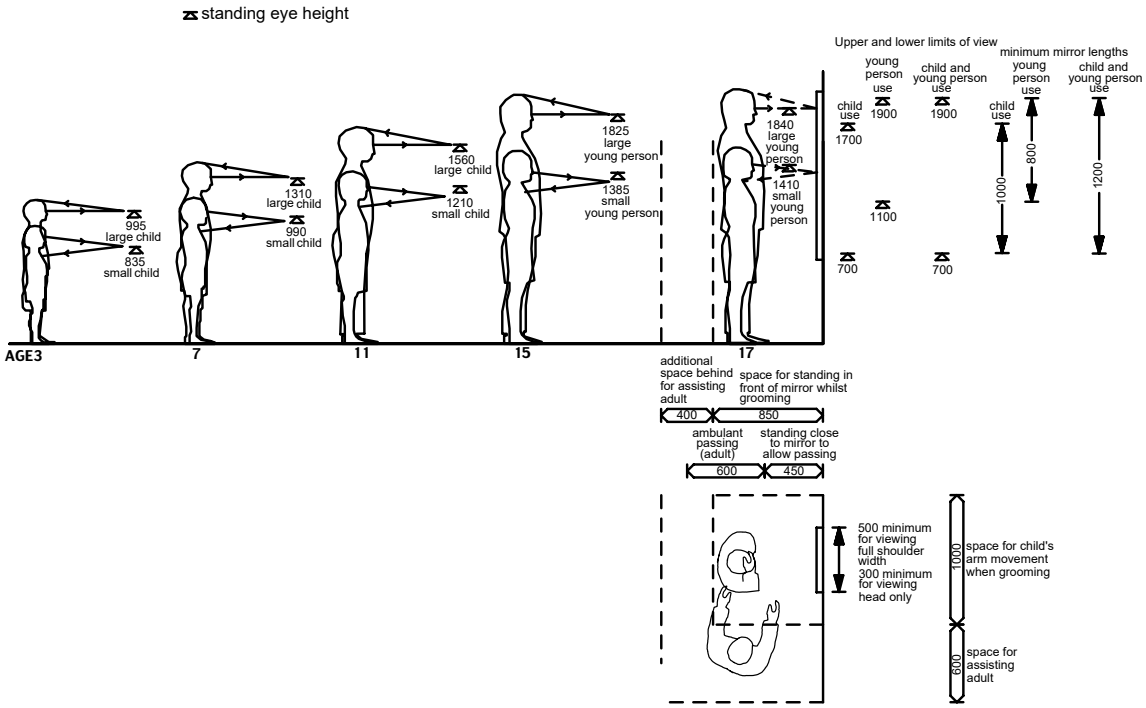

Notes

This data is based on the Health Survey for England for Caucasian children. Children from other ethnic groups can be (significantly) shorter or taller, at the same age, than Caucasian children. Thus, the 1st and 99th percentile data for Caucasian children is shown, to ensure that children from other ethnic groups are not compromised in terms of safety or ease of use.

In addition, children in hospital may have an illness or growth disorder which affects their stature.

In each case, only 1% of Caucasian children can be expected to be shorter or taller than the measurement given.

At some ages, boys can be shorter than girls.

Dimensions include a correction of 25 mm for footwear.

Data source: 'PeopleSize 2000' by Open Ergonomics Ltd
http://www.openerg.com

A52756968

Licensed copy from CIS: annie.cheung, Nightingale Associates, 22/10/2012, Uncontrolled Copy.

Activities

Writing/drawing on a vertical surface

Users

Children/young people and adults

Chalk/marker board

Sheet 9

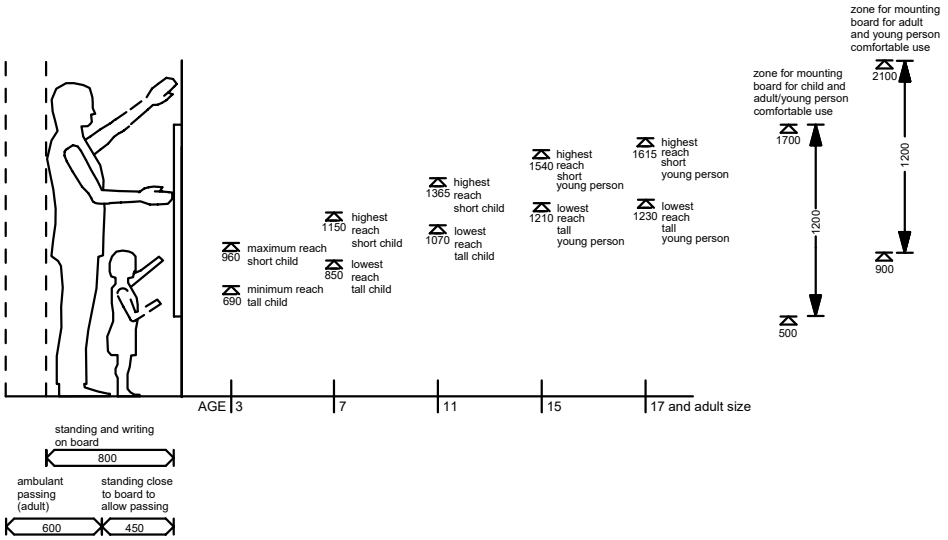

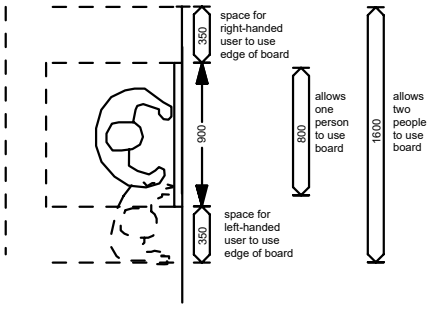

Notes

This data is based on the Health Survey for England for Caucasian children. Children from other ethnic groups can be (significantly) shorter or taller, at the same age, than Caucasian children. Thus, the 1st and 99th percentile data for Caucasian children is shown, to ensure that children from other ethnic groups are not compromised in terms of safety or ease of use.

In addition, children in hospital may have an illness or growth disorder which affects their stature.

In each case, only 1% of Caucasian children can be expected to be shorter or taller than the measurement given.

At some ages, boys can be shorter than girls.

Dimensions include a correction of 25 mm for footwear.

Critical criteria: Maximum comfortable reach to write/draw for shortest user
Minimum comfortable reach to write/draw for tallest user

User space must take account of possible use of space by adult, eg for teaching purposes.

Data source: 'PeopleSize 2000' by Open Ergonomics Ltd
http://www.openerg.com

A52756968

Activities

Placing items on or removing items from shelves

Shelf

Wall-mounted 300 deep

Users

Children/young people and adults

Sheet 10

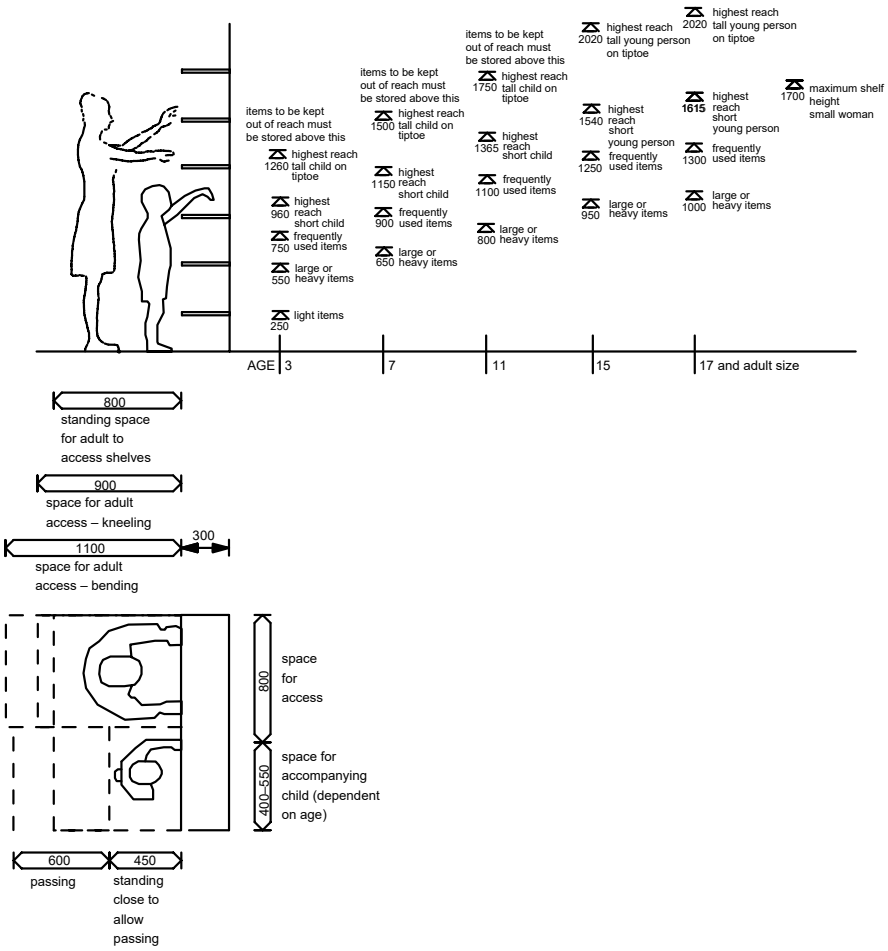

Notes

This data is based on the Health Survey for England for Caucasian children. Children from other ethnic groups can be (significantly) shorter or taller, at the same age, than Caucasian children. Thus, the 1st and 99th percentile data for Caucasian children is shown, to ensure that children from other ethnic groups are not compromised in terms of safety or ease of use.

In addition, children in hospital may have an illness or growth disorder which affects their stature.

In each case, only 1% of Caucasian children can be expected to be shorter or taller than the measurement given.

At some ages, boys can be shorter than girls.

Dimensions include a correction of 25 mm for footwear.

Space requirements for access to shelves is determined by the needs of adults (nursing staff, parents, domestic staff etc), not by children.

Steps are required by an increasing number of users above 1700 and by most users above 1850, therefore shelves above 1800 are not recommended.

Frequently used small items should be stored at or near worktop height. Heavy items should be stored at waist height.

The inter-shelf interval for fixed or adjustable shelving should preferably not be less than the depth of the shelf (except where items are stored in trays or drawers).

Data source: 'PeopleSize 2000' by Open Ergonomics Ltd
http://www.openerg.com

Licensed copy from CIS: annie.cheung, Nightingale Associates, 22/10/2012, Uncontrolled Copy.

A52756968

References

Licensed copy from CIS: annie.cheung, Nightingale Associates, 22/10/2012, Uncontrolled Copy.

LEGISLATION

Approved Document N, 'Glazing – in relation to impact. Opening and cleaning'. The Building Regulations. DETR, 1999.

The Building Regulations 2000, SI 2000: 2351. http://www.hmso.gov.uk/si/si2000/20002351.htm

Children Act 1989. The Stationery Office, 1989. http://www.legislation.hmso.gov.uk/acts/acts1989/Ukpga_19890041_en_1.htm

Chronically Sick and Disabled Persons Act 1970. The Stationery Office, 1970.

Disability Discrimination Act 1995. The Stationery Office, 1995. http://www.legislation.hmso.gov.uk/acts/acts1995/Ukpga_19950050_en_1.htm

Education Act 1981. The Stationery Office, 1981.

Health and Safety at Work etc Act 1974. HMSO, 1974.

Human Rights Act 1998. The Stationery Office, 1993. http://www.legislation.hmso.gov.uk/acts/acts1998/19980042.htm

Radioactive Substances Act 1993. The Stationery Office, 1993. http://www.hmso.gov.uk/acts/acts1993/Ukpga_19930012_en_1.htm

The Construction (Design and Management) Regulations 1994, SI 1994: 3140. The Stationery Office, 1994. http://www.legislation.hmso.gov.uk/si/si1994/Uksi_19943140_en_1.htm

The Construction (Design and Management) (Amendment) Regulations 2000, SI 2000: 2380. The Stationery Office, 2000. http://www.legislation.hmso.gov.uk/si/si2000/20002380.htm

The Control of Substances Hazardous to Health (COSHH) Regulations 2002. SI 2002 No 2677. The Stationery Office, 2002. http://www.legislation.hmso.gov.uk/si/si2002/20022677.htm

Gas Safety (Installation and Use) Regulations 1996. http://www.legislation.hmso.gov.uk/si/si1996/uksi_19960550_en_1.htm

The Health and Safety (Safety Signs and Signals) Regulations, SI 1996: 341. http://www.legislation.hmso.gov.uk/si/si1996/Uksi_19960341_en_1.htm

The Ionising Radiation Regulations 1999, SI 1999: 3232. The Stationery Office, 1999. http://www.legislation.hmso.gov.uk/si/si1999/19993232.htm

The Ionising Radiation (Medical Exposure) Regulations 2000, SI 2000: 1059. The Stationery Office, 2000. http://www.legislation.hmso.gov.uk/si/si2000/20001059.htm

Management of Health and Safety at Work Regulations SI 1999: 3242. http://www.legislation.hmso.gov.uk/si/si1999/19993242.htm

The Manual Handling Regulations 1992, SI 1992: 2793. The Stationery Office, 1992.

The Workplace (Health, Safety and Welfare) Regulations 1992, SI 1992: 3004. The Stationery Office, 1992.

Noise at Work Regulations 1989.

SI 2000/128 The Pressure Systems Safety Regulations. The Stationery Office, 2000. http://www.legislation.hmso.gov.uk/si/si2000/20000128.htm

SI 1999/2001 The Pressure Equipment Regulations 1999. The Stationery Office, 1999. http://www.legislation.hmso.gov.uk/si/si1999/19992001.htm

The Provision and Use of Work Equipment Regulations, SI 1998: 2306. http://www.hmso.gov.uk/si/si1998/19982306.htm

A52756968

Licensed copy from CIS: annie.cheung, Nightingale Associates, 22/10/2012, Uncontrolled Copy.

DEPARTMENT OF HEALTH

The Children's National Service Framework Emerging Findings. Department of Health, The Stationery Office, 2003.

The Children's National Service Framework Hospital Services Standard. Department of Health, The Stationery Office, 2003.

Demonstrably different. NHS Executive, 1991.

First impressions, lasting quality. NHS Executive, 1992.

Glass, D, Hall, A & Harrington, J (1989) **The Control of Substances Hazardous to Health – Guidance for the Initial Assessment in Hospitals.** Department of Health, The Stationery Office, 1989.

Guidance from the Expert Advisory Group on AIDS: HIV and infant feeding. PL/CNO (99)5. Department of Health, The Stationery Office, 2001.

Health building and estate management: building legislation compliance procedures. HC(88)60/ HC(FP)(88)29. Department of Health, The Stationery Office, 1998.

High Dependency Working Party Report. Department of Health, The Stationery Office, 2001. http://www.dh.gov.uk

Hospital Episode Statistics (2000) Admission data. http://www.dh.gov.uk

Hospital Episode Statistics (2002) Operating data. http://www.dh.gov.uk

NHS Executive (1997) **Paediatric Intensive Care: 'A Framework for the Future'.** Department of Health, The Stationery Office, 1997. http://www.dh.gov.uk

The NHS Plan. Cmnd. 4818-I. Department of Health, The Stationery Office, 2000.

Learning from Bristol. Cm. 5363. Department of Health, The Stationery Office, 2002.

Listening, Hearing and Responding. DH Action Plan: Core principles for the involvement of children and young people. Department of Health, The Stationery Office, 2002.

National Minimum Standards: Regulations for Independent Health Care. Department of Health, The Stationery Office, 2002.

The Victoria Climbié Inquiry: Report of an Inquiry by Lord Laming. The Stationery Office, 2003.

NHS ESTATES

The art of good health: using visual arts in healthcare. NHS Estates, The Stationery Office, 2002.

The art of good health: a practical handbook. NHS Estates, The Stationery Office, 2002.

Better by Design: Pursuit of Excellence in Healthcare Buildings. NHS Estates, The Stationery Office.

Better Hospital Food programme: Catering Services for Children and Young Adults. NHS Estates, The Stationery Office, 2003.

Meeting the educational needs of children and young people in hospital. Building Bulletin 96. DfES/NHS Estates, The Stationery Office, 2003. http://www.teachernet.gov.uk

Enhancing privacy and dignity – achieving single sex accommodation. NHS Estates, The Stationery Office, 2002.

Environments for quality healthcare: health buildings in the community. NHS Estates, The Stationery Office, 1994.

Friendly healthcare environments for children and young people. NHS Estates, The Stationery Office, 2003.

Healthcare Capital Investment. NHS Estates, The Stationery Office, 2001.

HFN 14 Disability access. NHS Estates, The Stationery Office, 1996 (under review).

HFN 30 Infection control in the built environment. NHS Estates, The Stationery Office, 2004.

HGN Structured cabling for IT systems. NHS Estates, The Stationery Office, 1996.

HGN "Safe" hot water and surface temperatures. NHS Estates, The Stationery Office, 1998.

Improving the Patient Experience: Best practice guide. NHS Estates, The Stationery Office, forthcoming.

Sustainable development: environmental strategy for the NHS. http://www.nhsestates.gov.uk

NHS Environmental Assessment Tool (NEAT). http://www.nhsestates.gov.uk/sustainable_development/content/construction.html

Quarterly Briefing Volume 11 Number 3 02/2002.

Welcoming entrances and reception areas. NHS Estates, The Stationery Office, 2003.

A52756968

Sustainable development in the NHS. NHS Estates, The Stationery Office, 2004.

Health Building Notes (HBNs)

HBN 4 In-patient accommodation – options for choice. NHS Estates, The Stationery Office, 1997 (under review).

HBN 6 Facilities for diagnostic imaging and interventional radiology. Volume 1. NHS Estates, The Stationery Office, 2004.

HBN 6 Facilities for diagnostic imaging and interventional radiology. Volume 2: BMD, Dental, neuro and PACS. NHS Estates, The Stationery Office, 2002.

HBN 6 Facilities for diagnostic imaging and interventional radiology. Volume 3: Extremity and open MRI and construction detail for diagnostic imaging. NHS Estates, The Stationery Office.

HBN 8 Facilities for rehabilitation services. NHS Estates, The Stationery Office, 2000.

HBN 12 Out-patients department, Supplement 2: Oral surgery, orthodontics, restorative dentistry. NHS Estates, The Stationery Office, 1993 (under review).

HBN 12 Out-patients department, Supplement 3: ENT and audiology clinics, hearing aid centre. NHS Estates, The Stationery Office, 1993 (under review).

HBN 20 Facilities for mortuary and post-mortem services. NHS Estates, The Stationery Office, 2001.

HBN 22 Accident and emergency facilities for adults and children. NHS Estates, The Stationery Office, 2004.

HBN 26 Facilities for surgical procedures. NHS Estates, The Stationery Office, 2004.

HBN 30 Cardiac facilities for children and young people. NHS Estates, The Stationery Office, 2004.

HBN 40 Common activity spaces. NHS Estates, The Stationery Office, 1995.

HBN 57 Facilities for critical care. NHS Estates, The Stationery Office, 2004.

HBN 43 Facilities for child and adolescent mental health services. NHS Estates, The Stationery Office, forthcoming.

Health Technical Memoranda (HTMs)

HTM 55 Windows. NHS Estates, The Stationery Office, 2004.

HTM 56 Partitions. NHS Estates, The Stationery Office, 2004.

HTM 57 Internal glazing. NHS Estates, The Stationery Office, 2004.

HTM 58 Internal doorsets. NHS Estates, The Stationery Office, 2004.

HTM 59 Ironmongery. NHS Estates, The Stationery Office, 2004.

HTM 60 Ceilings. NHS Estates, The Stationery Office, 2004.

HTM 61 Flooring. NHS Estates, The Stationery Office, 2004.

HTM 71 Materials management modular storage. NHS Estates, The Stationery Office, 1998.

HTM 81 Fire precautions in new hospitals. NHS Estates, The Stationery Office, 1996.

HTM 82 Alarm and detection systems. NHS Estates, The Stationery Office, 1996.

HTM 87 Textiles and furniture. NHS Estates, The Stationery Office, 2001.

HTM 2005 Building management systems. NHS Estates, The Stationery Office, 1996.

HTM 2007 Electrical services supply and distribution. NHS Estates, The Stationery Office, 1993.

HTM 2011 Emergency electrical services. NHS Estates, The Stationery Office, 1993.

HTM 2021 Electrical safety code for high voltage systems (Escode – HV). NHS Estates, The Stationery Office, 1993, 1994.

HTM 2022 Medical gas pipeline systems. NHS Estates, The Stationery Office, 1996: 1997.

HTM 2023 Access and accommodation for engineering services. NHS Estates, The Stationery Office, 1995.

HTM 2025 Ventilation in healthcare premises. NHS Estates, The Stationery Office, 1994.

HTM 2027 Hot and cold water supply, storage and mains services. NHS Estates, The Stationery Office, 1995.

HTM 2031 Clean steam for sterilization. NHS Estates, The Stationery Office, 1997.

HTM 2040 The control of legionellae in healthcare premises – a code of practice. NHS Estates, The Stationery Office, 1994.

Licensed copy from CIS: annie.cheung, Nightingale Associates, 22/10/2012, Uncontrolled Copy.

A52756968

HTM 2045 Acoustics: Design considerations. NHS Estates, The Stationery Office, 1996.

HTM 2055 Telecommunications (Telephone exchanges). NHS Estates, The Stationery Office, 1994.

BRITISH STANDARDS

BS EN 850: 1997 Transportable gas cylinders. Pin-index, yoke-type valve outlet connections for medical use. British Standards Institution (BSI), 1997.

BS EN 1176-3:1998 Playground equipment. Additional specific safety requirements and test methods for slides. BSI, 1998.

BS EN 1176-4:1998 Playground equipment. Additional specific safety requirements and test methods for runways. BSI, 1998.

BS EN 1177:1998 Impact absorbing playground surfacing. Safety requirements and test methods. BSI, 1998.

BS 4533: Luminaires. Some parts superseded by EN 60598.

BS 4737: Various – intruder alarms for buildings. BSI.

BS 5665: Safety of toys. Some parts replaced by BS EN 71 Safety of toys. BSI.

BS EN 12056–2: 2000 Gravity drainage systems inside buildings – Part 2: Sanitary pipework, layout and calculations. BSI.

BS 5979: 2000 Code of practice for remote centres receiving signals from security systems. BSI, 2000.

BS 6206:1981 Specification for impact performance requirements for flat safety glass and safety plastics for use in buildings. BSI, 1981.

BS 6651: 1999 Code of practice for protection of structures against lightning. BSI, 1999.

BS 7042: 1988 Specification for high security intruder alarm systems in buildings. BSI, 1988.

BS 7376:1990 Specification for inclusion of glass in the construction of tables. BSI, 1990.

BS 7449:1991 Specification for inclusion in the construction of furniture, other than tables or trolleys, including cabinets, shelving systems and wall-hung or freestanding mirrors. BSI, 1991.

BS 7671: 2001 Requirements for electrical installations. The Institution of Electrical Engineers (IEE) Wiring Regulations. 16th edition. Amendment No 1 AMD 13628 published February 2002. BSI, 2001.

BS 8409:2002 Soft indoor play areas. Code of practice. BSI, 2002.

OTHER PUBLICATIONS

Anshen Dyer (1999) **Child and Parent Concept Sessions.** Great Ormond Street Hospital for Children NHS Trust, London.

BSRIA (1992) **Technical Note TN 10/92 – Space Allowances for Building Services Distribution Systems.** BSRIA, London.

Building Services Research and Information Association (1993) **Technical Note TN 9/92 – Space and Weight Allowances for Building Services Plant.** BSRIA, London.

Child Bereavement Trust (forthcoming) **Best practice guidance for the care of the family when their child or baby dies in the special care baby unit, neonatal or paediatric intensive care unit, the paediatric ward or the A&E unit.** CBT.

Children's Heart Services – Into the Future (conference 15 September 2001: DH Workshop proceedings). Children's Heart Federation.

Chartered Institute of Building Services Engineers (1998) **CIBSE Guide – Energy Efficiency in Buildings.** CIBSE, London.

CIBSE (1989) Lighting Guide LG2 – Hospitals and Health Care Buildings. CIBSE, London.

CIBSE (2002) Lighting Guide LG3 – The Visual Environment for Display Screen Use. CIBSE, London.

Civi, C (2000) 'The design of children's hospitals taking into account the physical and psycho-social needs of child patients'. Abstract from doctoral thesis. School of Architecture and Landscape, Kingston University, UK.

DfES/DH (2001) **Access to education for children and young people with medical needs.** DfES. http://www.dfes.gov.uk/sickchildren

Department of the Environment, Transport and the Regions (1999) **The Building Regulations Approved Document M: Access and Facilities for Disabled People**.

Disability Rights Commission (2002) **Rights of Access: Goods, Facilities, Services and Premises.** The Stationery Office, London.

Freeney, M, Cook, R, Hale, B & Duckworth, S (1999) **Working in Partnership to Implement Section 21 of the Disability Act 1995 Across the NHS.** Disability Matters Ltd.

Licensed copy from CIS: annie.cheung, Nightingale Associates, 22/10/2012, Uncontrolled Copy.

A52756968

Licensed copy from CIS: annie.cheung, Nightingale Associates, 22/10/2012, Uncontrolled Copy.

Kari, JA, Donovan, C, Li, J & Taylor, B (1999) 'Teenagers in hospital: what do they want?', *Nursing Standard*, **Vol 13 No 23**, pp 49–51.

L4A (1990) **'Building the Best': The new Derbyshire Children's Hospital.** Report of a consultation workshop with staff, parents and children.

Lighting Guide: Hospital and Healthcare Buildings (LG2). Chartered Institution of Building Services Engineers (CIBSE), 1989 (under review).

MacFaul, R **Technology dependent children.** DH.

MacFaul R, Werneke U (2001) 'Recent trends in hospital use by children', *Arch. Dis. Child*, **Vol 85**, pp 203–207.

Public Health Laboratory Service Report (1999) **Hygiene for hydrotherapy pools**. PHLS, London.

Redshaw, M & Smithell, R (2000) **Children in Hospital: the impact of the hospital environment on children, parents and nursing staff.** Institute of Child Health, Bristol.

Sure Start (forthcoming) **Preparing a strategy for capital works and facilities.** The Stationery Office. http://www.surestart.gov.uk

Kennedy (2001) **The Report of the Public Inquiry into children's heart surgery at the Bristol Royal Infirmary 1984–1995.**

The Royal College of Surgeons of England (2000) **Children's Surgery – A First Class Service.** RCS, England.

The Royal College of Ophthalmologists and the British Paediatric Association (1994) **Ophthalmic Services for Children.** London.

The Royal College of Anaesthetists (2001) **Guidance on the provision of paediatric anaesthetic services.** RCA, London.

The Royal College of Paediatrics and Child Health (1999) **A&E services for children.** RCPCH, London.

FURTHER READING

Baker, CF (1992) 'Discomfort to environmental noise: heart rate response of SICU Patients'. *Critical Care Nurse Quarterly* **15 (2)**, pp 75–90.

Barker, P, Barrick, J & Wilson, R (1995) **Building Sight: A Handbook of Building and Interior Design Solutions to Include the Needs of Visually Impaired People.** RNIB, London.

Boyee, D as cited in Heerwagen, J. (1990) 'Affective functioning, light hunger and room brightness preferences', *Environment and Behaviour*, **Vol 22 No 5**, pp 608–665.

Canter, D & Donaldson, I (1992) **Handbook of Environmental Psychology in the UK**, Chapter 36. Krieger Publishing Company, Florida.

Carpman, J & Grant, MA (2001) **Design That Cares – Planning Health Facilities for Patients and Visitors.** Jossey-Bass.

The Center for Health Design Video – **Through the Patient's Eyes.**

Cooper-Marcus, C (1995) **Gardens in Healthcare Facilities: Uses, Therapeutic Benefits & Design Recommendations.** The Center for Health Design, California.

The Dulux Design Guide for Use of Colour and Content. Results of Project Rainbow Research Project.

Gadd, L (1980) **Deadly Beautiful – The World's Most Poisonous Animals and Plants.** Macmillan, New York.

Grube (1989) as cited in Heerwagen, J (1990) 'Affective functioning. Light hunger and room brightness preferences', *Environment and Behaviour*, **Vol 22 No 5**, pp 608–635.

Hobday, R (1999) 'Solar gains', *Hospital Development*, **November**, pp 32–34.

Hospital Infection Society (HIS) (2002) **Behaviours and Rituals in Operating Theatres.** HIS, London.

Jones, H (1996) **Your Child's Health.** Hodder & Stoughton.

Katcher, S (1984) cited in Ulrich, RS (1992) 'Effects of interior design on wellness: theory and recent scientific research', *Journal of Healthcare Interior Design*, **Vol 3**, pp 97–109.

King Komiske, B (1999) **Designing the World's Best – Children's Hospital.** Images Publishing.

Locsin, RGRAC (1980) **The Effect of Music on Pain of Selected Postoperative Patients** (The Research Report 1999), p 4. The Centre for Health Design, London.

The Nuffield Trust (1999) **Building a 2020 Vision – Future Healthcare Environments.** The Nuffield Trust, London.

The Physical and Developmental Environment of the High Risk Infant Conference, Florida, February 2001, Transcript and Notes.

Saegert, S (1986) 'Stress including and reducing qualities of environment', **Environmental Psychology**, 2nd edition. New York.

A52756968

Scher, P (1996) **Patient Focused Architecture for Health Care: A Study for Arts for Health.** Faculty of Art and Design, Manchester Metropolitan University.

The Scottish Office (1999) **Guidance on the use of tactile paving surfaces.** DETR.

Simons, R & Ulrich, RS (1986) 'Stress recovery during exposure to natural and urban environments', *Journal of Environmental Psychology*, **Vol 18**, pp 450–466.

Smith, J (1989) **Sense and Sensibilities.** John Wiley & Sons Limited.

Soutar, RL & Wilson, JA (1986) 'Does hospital noise disturb patients?', *British Medical Journal*, **Vol 292**, p 305.

Steptoe, A, Appels, P (1991) cited in Ulrich, RS (1991) 'Effects of interior design on wellness: theory and recent scientific research', *Journal of Healthcare Interior Design*, **Vol 3**, pp 97–109.

Topf, M (1992) 'Effects of personal control over hospital noise on sleep', *Research in Nursing and Health*, **Vol 15**, pp 19–28.

Topf, M & Davis, JE (1993) 'Critical care unit noise and rapid eye movement (REM) sleep', *Heart Lung*, **Vol 22 No 3**, pp 252–258.

Ulrich, RS (1983) 'Visual landscapes and psychology wellbeing'. Paper presented to the Annual Meeting of the Environmental Design Research Associations, Arizona.

Ulrich, RS (1984) 'View through a window may influence recovery from surgery', *Science*, **Vol 224**, pp 420–421.

Ulrich, RS & Ludden, T (1990) 'Effects of nature and abstract pictures on patients recovering from open heart surgery', *Journal of Behaviour Medicine*, **June**, pp 27–30.

USEFUL WEBSITES

Better Hospital Food:
http://www.patientexperience.nhsestates.gov.uk/bhf/bhf_content/home/home.asp

Children's Heart Federation:
http://childrens-heart-fed.org.uk/regents%20report.htm

Baby Friendly Health Initiative:
http://www.babyfriendly.org.uk

Licensed copy from CIS: annie.cheung, Nightingale Associates, 22/10/2012, Uncontrolled Copy.

A52756968

About NHS Estates guidance and publications

The Agency has a dynamic fund of knowledge which it has acquired over 40 years of working in the field. Our unique access to estates and facilities data, policy and information is shared in guidance delivered in four principal areas:

Design & Building

These documents look at the issues involved in planning, briefing and designing facilities that reflect the latest developments and policy around service delivery. They provide current thinking on the best use of space, design and functionality for specific clinical services or non-clinical activity areas. They may contain schedules of accommodation. Guidance published under the headings Health Building Notes (HBNs) and Design Guides are found in this category.

Examples include:

HBN 22, Accident and emergency facilities for adults and children
HBN 57, Facilities for critical care
HFN 30, Infection control in the built environment: design and planning

Engineering & Operational (including Facilities Management, Fire, Health & Safety and Environment)

These documents provide guidance on the design, installation and running of specialised building service systems and also policy guidance and instruction on Fire, Health & Safety and Environment issues. Health Technical Memoranda (HTMs) and Health Guidance Notes (HGNs) are included in this category.

Examples include:

HTM 2007, Electrical services supply and distribution
HTM 2021, Electrical safety code for high voltage systems
HTM 2022 Supplement 1
Sustainable development in the NHS

Procurement & Property

These are documents which deal with areas of broad strategic concern and planning issues, including capital and procurement.

Examples of titles published under this heading are:

Estatecode
How to cost a hospital
Developing an estate strategy

NHS Estates Policy Initiatives

In response to some of the key tasks of the Modernisation Agenda, NHS Estates has implemented, project-managed and monitored several programmes for reform to improve the overall patient experience. These publications document the project outcomes and share best practice and data with the field.

Examples include:

Modernising A & E Environments
Improving the Patient Experience – Friendly healthcare environments for children and young people
Improving the Patient Experience – Welcoming entrances and reception areas
National standards of cleanliness for the NHS
NHS Menu and Recipe Books

The majority of publications are available in hard copy from:

The Stationery Office Ltd
PO Box 29, Norwich NR3 1GN
Telephone orders/General enquiries 0870 600 5522
Fax orders 0870 600 5533
E-mail book.orders@tso.co.uk
http://www.tso.co.uk/bookshop

Publication lists and selected downloadable publications can be found on our website:
http://www.nhsestates.gov.uk

For further information please contact our Information Centre:
e-mail: nhs.estates@dh.gsi.gov.uk
tel: 0113 254 7070

Licensed copy from CIS: annie.cheung, Nightingale Associates, 22/10/2012, Uncontrolled Copy.

A52756968

Core guidance feedback

Please complete this feedback form and return it to NHS Estates. The information provided will help in the assessment of the value of this document and in the planning of future Agency guidance.

Title:

. . . . . .

Series and series number if applicable (eg Health Building Note 57):

. . . . . .

1. How useful is this document to you/your organisation?

1 ☐ 2 ☐ 3 ☐ 4 ☐ 5 ☐ 6 ☐

Not at all useful — Very useful

2. Are you aware of other sources of the information contained in this document?

☐ Yes ☐ No

If Yes, please state below:

. . . . . .

3. Did you feel the content was:

☐ Too prescriptive?

☐ Too ambiguous?

☐ About right?

4. Was the amount of technical content in the document:

☐ Too high?

☐ Too low?

☐ About right?

5. How would you rate the length of the document?

☐ Too long

☐ Too short

☐ About right

Please return this form to:

Standards and Knowledge Management
NHS Estates
Windsor House
Cornwall Road
Harrogate
HG1 2PW

Thank you

Licensed copy from CIS: annie.cheung, Nightingale Associates, 22/10/2012, Uncontrolled Copy.

Andrew Bebbington MULTIPLEX CONSTRUCTION EUROPE	Commissioning Programme Update - Week 245 TRANSMITTAL	18/09/2014 BMCE-TRANSMIT-020932
Andrew Bebbington MULTIPLEX CONSTRUCTION EUROPE	Commissioning Programme Update - Week 257 GENERAL CORRESPONDEN…	12/12/2014 BMCE-GC-048457

MAIL TYPE	MAIL NUMBER	REFERENCE NUMBER
General Correspondence	BMCE-GC-048457	BMCE-TRANSMIT-020932

Commissioning Programme Update - Week 257

From Mr Andrew Bebbington - Brookfield Multiplex Construction Europe

To (51)

Mr Stuart Andrews - Brookfield Multiplex Construction Europe

Gillon Armstrong - Brookfield Multiplex Construction Europe

Mr Ian Armstrong - Brookfield Multiplex Construction Europe

Mr John Ballantyne - Brookfield Multiplex Construction Europe

Mr Peter Beauchamp - Brookfield Multiplex Construction Europe

Mr Gary Bennett - Brookfield Multiplex Construction Europe

Mr John Beryl - Brookfield Multiplex Construction Europe

Mr Rob Blady - Brookfield Multiplex Construction Europe

Ms Sheila Browne - Brookfield Multiplex Construction Europe

Mr Gavin Burnett - Brookfield Multiplex Construction Europe

Mr David Campbell - Brookfield Multiplex Construction Europe

Mr John Clare - Brookfield Multiplex Construction Europe

Mr Jamie Davies - Brookfield Multiplex Construction Europe

Mr Mark Dickson - Brookfield Multiplex Construction Europe

Mr Steven Docherty - Brookfield Multiplex Construction Europe

Caron Dunlop - Brookfield Multiplex Construction Europe

Andrew Eagleton - Brookfield Multiplex Construction Europe

Mr Alasdair Fernie - Brookfield Multiplex Construction Europe

Mr Hugh gallagher - Brookfield Multiplex Construction Europe

Mr Colin Grindlay - Brookfield Multiplex Construction Europe

Mr Paul Heath - Brookfield Multiplex Construction Europe

Leigh Jamieson - Brookfield Multiplex Construction Europe

Mr Russell Johnson - Brookfield Multiplex Construction Europe

Andy Kerr - Brookfield Multiplex Construction Europe

Mr Scott McBain - Brookfield Multiplex Construction Europe

Mr Derek McFarlane - Brookfield Multiplex Construction Europe

Mr Paul McGuinness - Brookfield Multiplex Construction Europe

Mark McKinnon - Brookfield Multiplex Construction Europe

Mr Stevie McLachlan - Brookfield Multiplex Construction Europe

Julie Miller - Brookfield Multiplex Construction Europe

Mr Jamie Philip - Brookfield Multiplex Construction Europe

Mr Darren Pike - Brookfield Multiplex Construction Europe

Elaine Robertson - Brookfield Multiplex Construction Europe

Mr Malcolm Ross - Brookfield Multiplex Construction Europe

Mr Fergus Shaw - Brookfield Multiplex Construction Europe

Mr Sam Small - Brookfield Multiplex Construction Europe

Mr Darren Smith - Brookfield Multiplex Construction Europe

Mr Allan Stephen - Brookfield Multiplex Construction Europe

Mr Jerry Sullivan - Brookfield Multiplex Construction Europe

Mr William Todd - Brookfield Multiplex Construction Europe

Mr John Wales - Brookfield Multiplex Construction Europe

Mr Grant Wallace - Brookfield Multiplex Construction Europe

David Wilson - Brookfield Multiplex Construction Europe

Mr Gordon Carroll - Mercury Engineering

NSGH Document Control - Mercury Engineering

Mr Jim Kennedy - Mercury Engineering

Mr Robert O'Donovan - Mercury Engineering

Ms EMMA WHITE - NIGHTINGALE ASSOCIATES

Mr Pete Dunbar - WSP UK

Mr Michael Woods - WSP UK

Steven Pardy - Zisman Bowyer & Partners LLP [redacted]

Sent Friday, 12 December 2014 10:05:26 AM GMT (GMT +00:00)

Status N/A

FILE ATTACHMENTS (4)

File Name
Stage 3 Adults & Childrens Hospital Plantrooms 31 & 22 Commissioning BM-GS3-OT01-0869.pdf
Stage 3 Adults & Childrens Hospital - Global Commissioning Programme BM-GS3-OT01-0873.pdf
Stage 3 Adults & Childrens Hospital - Plantroom 41 Commissioning Programme BM-GS3-OT01-0872.pdf

File Name
Stage 3 Adults & Childrens Hospital Plantroom 32 & 33 Tower Commission BM-GS3-OT01-0870.pdf

ATTRIBUTES

Attribute 1	Stage 3 - Adults New Hospital, Stage 3 - Childrens New Hospital, Stage 3 - Energy Centre
Attribute 2	010. General Project Administration

MESSAGE

All,

Please find attached for your information copies of the updated Commissioning Programmes together with a copy of the Global Commissioning Programme

Regards

Andrew Bebbington
Planning Manager

Brookfield Multiplex Europe
New South Glasgow Hospitals Project
Hardgate Road
Glasgow, G51 4SX, United Kingdom
T [redacted] **M** [redacted]
E andrew.bebbington[redacted]
W www.brookfieldmultiplex.com

From: A Bebbington
Sent: 18/09/2014 10:21:33 AM BST (GMT +01:00)
To: Stuart Andrews, Gillon Armstrong, Ian Armstrong, John Ballantyne, Peter Beauchamp, Gary Bennett, John Beryl, Rob Blady, Sheila Browne, Gavin Burnett, David Campbell, John Clare, Jamie Davies, Mark Dickson, Steven Docherty, Caron Dunlop, Andrew Eagleton, Alasdair Fernie, Hugh gallagher, Colin Grindlay, Paul Heath, Leigh Jamieson, Russell Johnson, Andy Kerr, Scott McBain, Derek McFarlane, Paul McGuinness, Mark McKinnon, Steven McLachlan, George Miller, Julie Miller, Jim Murray, Lachlan Nicholson, Peter Norton, Brian Park, Jamie Philip, Darren Pike, Stewart Preston, Elaine Robertson, Malcolm Ross, Fergus Shaw, Sam Small, Darren Smith, Allan Stephen, Jerry Sullivan, William Todd, John Wales, Grant Wallace, Chris Wilson, David Wilson, Ceara Pimley, Joanne Walker, Gordon Carroll, NSGH Document Control, Jim Kennedy, Robert O'Donovan, EMMA WHITE, Pete Dunbar, Michael Woods, Steven Pardy
Mail Number: BMCE-TRANSMIT-020932
Subject: Commissioning Programme Update - Week 245

All,

Please find attached for your information copies of the updated Commissioning Programmes together with a copy of the Global Commissioning Programme

Regards

Andrew Bebbington
Planning Manager

Brookfield Multiplex Europe
New South Glasgow Hospitals Project
Hardgate Road
Glasgow, G51 4SX, United Kingdom
T [redacted] **M** [redacted]
E andrew.bebbington[redacted]
W www.brookfieldmultiplex.com

NHS Greater Glasgow and Clyde

New South Glasgow Hospitals (NSGH) Project

INVITATION TO PARTICIPATE IN COMPETITIVE DIALOGUE

VOLUME THREE

BID DELIVERABLES AND EVALUATION

Contents

1.0 Introduction

2.0 Selection Procedure and Evaluation Criteria

3.0 Bid Deliverables

4.0 Submission of Bids

Appendices

Appendix A Bid Deliverables

Appendix B Qualitative Scoring Schedule

Appendix C Legal Evaluation

Appendix D Financial Evaluation

Appendix E Board Evaluation Process / Structure

Appendix F Certificates

1.0 Introduction

1.1 This Volume of the ITPB sets out the Bid Deliverable Requirements and the Bid Evaluation Process.

2.0 Selection Procedure and Evaluation Criteria

2.1 Introduction

The Tender Return Date is for submissions relating to this Project is 11 September 2009. In terms of the Public Contracts (Scotland) Regulations 2006 (as amended), which implement EU directives into UK law, the Board will award the contract on the basis of the most economically advantageous Bid.

The Board must be satisfied that the proposed solution offers value for money and meets the Board's affordability criteria and minimum requirements for the Project. This will be determined by reference to the bid submission requirements in the Appendix A of Volume 3 of this ITPD and the evaluation criteria set out in Section 2.3. Having undertaken a detailed pricing analysis of the exemplar design, the Board has produced a "should cost" figure for the Project of £590M. The Board believes that this is a robust target for the pricing of the Project and expects bids to be received which meet or better this price. This figure has provided the basis for the Board's budget allocation for design, construction and risk.

Separately, the Board has an affordability ceiling of £621M and reserves the right to reject any bid submission that exceeds this figure

2.2 Evaluation Team

A team composed of individuals with relevant knowledge and expertise will carry out the evaluation of technical and commercial submissions. The Evaluation Team will comprise relevant individuals from the Board, Technical, Legal and Financial Advisors, and representatives from the Board. A Team Leader shall be appointed to co-ordinate the review of the bid submissions under the following sections:-

- Design Group
- Site Logistics Group
- Laboratories Group
- Commercial Group

2.3 Evaluation Methodology

The bid evaluation process is outlined as follows:-

- *Stage 1 - Compliance & Completeness Review*

Each bid submissions will be subject to an initial compliance and completeness review. This initial review will not involve a qualitative assessment of a Bidder's proposals but will simply check whether or not the submission requirements of the ITPD have been satisfied. Any omissions will be notified to the Team Leader via a Compliance & Completeness Review Schedule and forwarded to the Project Director. All requests for missing information will be made to Bidders from the Project Director and requested information should be provided within 7 days of request.

The Financial Evaluation Team will undertake a high level review of the priced bids and any bid above the maximum affordability threshold may be discarded at this initial stage.

At this stage the Board reserves the right to either reject any non-compliant or substantially incomplete Bids or request further information from the Bidder to address any such non-compliance or shortcomings with the Bid.

- *Stage 2 – Bid Evaluation*

In order to determine the bid that represents the Most Economically Advantageous Tender, each bid will be subject to the following process:-

1. A detailed scoring evaluation will be undertaken in accordance with the Bid Evaluation Schedule included in Appendix B and the scoring matrix below to determine the Qualitative Score. Further detail on the Board's approach to the evaluation of the Bidders' responses on the draft Contract and ancillary matters is set out in Appendix [C].

Scores	Value	Description
Excellent	9 - 10	Performs significantly well on all key factors and offers substantial additional benefits
Good	7 - 8	Performs well on all key factors and offers some additional benefits
Adequate	5 - 6	Passes thresholds on all key factors but offers few additional benefits
Poor	3 - 4	Fails to meet threshold on some key factors
Very Poor	2	Fails to meet threshold on majority of key factors
Unacceptable	1	Fails to meet threshold on all key factors

2. Pricing evaluation will be carried out, based on price / risk scenario modelling to assess the most likely final outturn price to the Board. This process aims to evaluate the true cost of the bids to the Board and reflect a comparable risk position between bids. The expected outturn price will be determined based on cost modelling of bid submissions with the assessed impact of Board retained risk. Modelling will consider scenarios to establish the expected outturn price by reference to the bidders price submissions, priced risk registers for contractor accepted risk and board retained risk, and the pain / gain ratios.

3. A Value for Money / Most Economically Advantageous Tender assessment will follow, the outcome of which will be determined by dividing the Qualitative Score by the expected outturn price (MEAT Score).

   The outcome of the calculation performed in accordance with Paragraph 3, above, will identify a provisional combined ranking of the tenders assessed. The MEAT Score for each bidder should aim to achieve a minimum overall level [as determined with reference to the Board's indicative MEAT Score, which is calculated by dividing baseline requirements of Volume 3 Employer Requirements by the "should cost" figure in Section 2.1], i.e. 400.

   There will then be a final meeting of the evaluation team to agree that the provisional ranking is robust. The outcome of this meeting will form the basis of a recommendation to the Board as to which tender is the most economically advantageous. Subject to Board approval, the Contract will be awarded to the Bidder who submits this tender.

As part of the evaluation process the Board reserve the right to convene meetings with the Bidders in order to clarify any part of the bidders submission where the proposals are considered to be unclear.

The Board also reserve the right to request the bidders to attend an Interview / Presentation in order that the Bidder can fully explain his design proposals, management procedures, construction methodology, and any other matter considered relevant to the Board. The Interview / Presentation will not form part of the bid evaluation process.

Further details on the Evaluation Process / Structure is included in Appendix E.

1.0 Bid Deliverables

The bid deliverables to be submitted by bidders for are set out in Appendix A

2.0 Submission of Bids

The format of the bid submissions shall be as follows:-

- Separate volumes or sections for each of the Bid Deliverable categories identified in Appendix A
- Front Cover for each Volume noting
  - New South Glasgow Hospitals Project
  - Volume Nr & Bid Deliverables Sections
  - Bidder Name & Logo
- General text minimum font size 10pt
- A4 or A3 paper size (A0 drawing size will be acceptable if folded to A3 size)
- Each page to have Header with – New South Glasgow Hospitals Project & Bidders Name (no Company logo)
- Each page to have Footer with – Volume Nr and Page Nr
- 2 or 4 hole punch Lever Arch Folders
- A1 or A0 Drawings folded and contained in plastic folders within appropriate volume

Appendix A Bid Deliverables

NEC3 CONDITIONS OF CONTRACT - CONTRACT DATA PART 2 – DATA PROVIDED BY THE CONTRACTOR

The Bidders tender submission require to be a full and comprehensive response to the Works Information (Employers requirements) clearly demonstrating compliance, and as a minimum requires the following information to be submitted.

Section	Submission	Checklist
1.0 Accommodation Schedule		
1.1	Net Area – room by room, including all ducts, pipe boxing and service zones	
1.2	Circulation area	
1.3	Communication & plant space area	
1.4	Total Gross Floor Area	
2.0 Drawing Information		
2.1	1:500 scale Masterplan proposals, indicating the following information:- ▪ Communication routes into and out of the site & buildings for o Vehicles • Public transport (Buses & fastlink) • Private cars • Taxis • Ambulances • Services Vehicles • Cycles o Pedestrians • Patients • Visitors • Staff ▪ Planning restrictions affecting the development and modifications to highways, response to specific local authority planning requirements ▪ Orientation of buildings and relationship to other buildings and infrastructure on the site ▪ Hard & soft landscaping proposals ▪ Car Parking arrangements with distribution of spaces and use identified ▪ Areas of differing Carriageway Construction ▪ Road, footway and cycle way geometry ▪ Indicative Signalised layouts at external roads ▪ Main access points to buildings (existing & proposed) ▪ Major service routes ▪ Response to the surrounding and wider urban context ▪ Phasing plans / temporary works plans for the implementation of roads and drainage infrastructure	
2.2	1:500 departmental relationship drawings for all levels indicating functional relationships, main circulation routes and FM flows.	
2.3	1:200 departmental layouts (minimum 11nr) indicating the following information:- ▪ Room adjacencies ▪ Circulation layouts ▪ Corridor widths ▪ Door widths ▪ Communication routes / wayfinding ▪ Entrances ▪ Egresses	

	▪ FM flows (in and out) and distribution	
2.4	1:200 departmental drawing for Accident & Emergency Department, ▪ floor finishes ▪ ceiling finishes ▪ wall finishes ▪ door types & ironmongery ▪ wall protection ▪ Lighting proposals ▪ CCTV locations ▪ door entry locations	
2.5	1:200 departmental drawing for Adult Theatres Department, fully annotated to indicate :- ▪ floor finishes ▪ ceiling finishes ▪ wall finishes ▪ door types & ironmongery ▪ wall protection ▪ Lighting proposals ▪ CCTV locations ▪ door entry locations	
2.6	1:200 departmental drawing for Adult Ward, fully annotated to indicate ▪ floor finishes ▪ ceiling finishes ▪ wall finishes ▪ door types & ironmongery ▪ wall protection ▪ Lighting proposals ▪ CCTV locations ▪ door entry locations	
2.7	1:200 departmental drawing for Childrens Ward, fully annotated to indicate ▪ floor finishes ▪ ceiling finishes ▪ wall finishes ▪ door types & ironmongery ▪ wall protection ▪ Lighting proposals ▪ CCTV locations ▪ door entry locations	
2.8	1:200 departmental drawing for Childrens A&E Department fully annotated to indicate ▪ floor finishes ▪ ceiling finishes ▪ wall finishes ▪ door types & ironmongery ▪ wall protection ▪ Lighting proposals ▪ CCTV locations ▪ door entry locations	
2.8a	1:200 drawing(s) for FM departments (other than FM areas in the laboratory building) fully annotated to indicate ▪ floor finishes ▪ ceiling finishes ▪ wall finishes ▪ door types & ironmongery ▪ wall protection	

	▪ Lighting proposals ▪ CCTV locations ▪ door entry locations ▪ storage provision and proposals This to address (as a minimum) FM offices, staff changing, catering/kitchen, FM stores and holding, AGV holding and distribution areas.	
2.9	1:50 room layout and wall elevations fully developed for the rooms included as part of the Employers Requirements indicating:- ▪ room size and useable floor space ▪ room shape and compliance with ergonomic data and minimum critical dimensions ▪ room elevations ▪ reflected ceiling plans ▪ access points / locations of doors and windows ▪ location of utilities, engineering and specialist services ▪ location of equipment	
2.10	1:500 Fire Strategy drawings & Fire Strategy Report indicating the following information:- ▪ Strategic plans, highlighting evacuation strategies and staff implications in the event of fire ▪ Specialist Fire Engineer's Report providing a clear understanding or risk and protection measures ▪ Outline of principles adopted underlying approach to fire safety indicating compliance with Employers Requirements, NHS Firecode and Technical Standards	
2.11	1:200 Elevations – incorporating external signage proposals	
2.12	1:200 Roof plan indicating the following ▪ Form ▪ Materials ▪ Helipad proposals	
2.13	1:200 Exemplar sections indicating the following:- ▪ Floor to floor heights ▪ Floor to ceiling heights ▪ Architectural vision – space, height, form, composition, scale, character and use of materials ▪ Consideration of patient environment – natural light, views etc	
2.14	3D images / perspective (internal & external) indicating the following:- ▪ Architectural vision – space, height, form, composition, scale, character and use of materials	
2.15	Hospital Main Entrance / atrium / public space proposals / visuals	
2.16	1:500 site hard & soft landscaping proposals indicating:- ▪ Soft landscaping strategy ▪ Hard landscaping strategy ▪ Car Parking arrangements with distribution of spaces and use identified ▪ Areas of differing Carriageway Construction ▪ Road, footway and cycle way geometry ▪ Indicative Signalised layouts at external roads ▪ Retention / protection of existing trees ▪ Incorporation of art ▪ Special features ▪ Courtyards	

	▪ External lighting and CCTV locations and coverage	
2.17	Typical Sections and details to appropriate scale showing:- Carriageway Construction Footway / Cycleway Construction	
2.18	1:1250 (or greater) plans showing :- ▪ Drainage provision in support of SUDS and Drainage Strategy	
2.19	1:500 scale plans showing:- ▪ Layout of roads and buildings ▪ Layout of sewers, outfalls, underground storage, and SUDS features	
2.20	Finishes Schedule for 10 Nr Departments (other than those identified above for detailed 1:200 drawing submissions) and key circulation & communication routes, and main entrances	
2.21	Door & ironmongery Schedule for 10 Nr Departments (other than those identified above for detailed 1:200 drawing submissions) and key circulation & communication routes, and main entrances	
2.22	Outline design drawings demonstrating structural philosophy and should include as a minimum: ▪ Foundations: Typical layout and detail of proposed solution ▪ Basement: Outline construction detail; plan of slabs, sections of retaining walls ▪ Ground level slab: Typical layout and details ▪ Podium level floor: Typical layout and details, transfer structures ▪ Ward level floors: Typical plan layout indicating slab and supporting structure, (columns, beams), core layout (stability elements) ▪ Roof level: Typical layout indicating structure, including helipad (Acute Adults & Childrens)	
2.23	1:200 Energy Centre Services Layout and Plant Room locations	
2.24	Schematic for Main Services incoming routes and distribution from Energy Centre to Main Hospital Building – tunnel cross sections (1:50 scale)	
2.25	MTHW Schematic	
2.26	LTHW Schematic	
2.27	Hot & Cold Water Services Schematic	
2.28	Filtered Water Schematic	
2.29	Renal Water Schematic	
2.30	Medical gases Schematic	
2.40	Sprinklers Schematic	
2.41	Fire alarm & damper controls Schematic	
2.42	BMS Schematic	
2.43	MV Power Schematic	
2.44	LV Schematic	
2.45	Air supply Schematic, including additional sketches for Theatre supply	
2.46	Air extract Schematic, including additional sketches for Theatre supply	
2.47	Air Treatment Schematic (cooling), including additional sketches for Theatre supply	
3.0 Design Strategy	(Strategies to be up to 1,500 words per strategy, unless	

	noted otherwise, and may be supplemented with sketches/illustrations/tables)	
3.1	Architectural design strategy (up to 4,000 words)	
3.2	Wayfinding strategy	
3.3	Arts Strategy	
3.4	Acoustic Report indicating the following information:- ▪ Specialist Acoustic Engineer's report providing a clear demonstration of compliance with HTM 08-01 ▪ Outline principles adopted underlying bidder approach to acoustics with particular regard to issues around items such as rooftop helipad, atrium etc	
3.5	FM Strategy (up to 4,000 words) This to identify and address (as a minimum): ▪ Goods In and Out proposals for deliveries and removal off site ▪ Distribution proposals (hospitals and to lab building) from delivery to site to end user stations and back to location of removal off site ▪ Separation of flows ▪ Systems and technologies ▪ Interface of systems ▪ Resilience of systems and proposals ▪ External façade access (cleaning and maintenance/replacement) solution	
3.6	Main incoming utilities design / connection strategy	
3.7	Water Services & Drainage design strategy	
3.8	Heating design strategy	
3.9	Ventilation & air treatment design strategy, including statements on odour control from adjacent sewage works	
3.10	Mains power distribution design strategy	
3.11	Sub-mains power distribution design strategy	
3.12	Lighting design strategy, including reference to energy and aesthetics to improve patient experience	
3.13	Lift Engineering design strategy (to include lift movement analysis)	
3.14	Communication design strategy	
3.15	Protective systems design strategy	
3.16	Medical gases design strategy	
3.17	Pneumatic tube system design strategy	
3.18	Fire engineering design strategy	
3.19	Plant room design strategy	
3.20	Energy strategy including approach to renewables, sustainability	
3.21	BREEAM scoring schedule	
3.22	Helipad M&E services design strategy	
3.23	Maintenance & major plant and equipment replacement strategy – including resilience provisions and strategy (up to 3,000 words)	
3.24	Building Services Commissioning, Handover, Training strategy (up to 4,000 words)	
3.25	Drainage strategy including:- ▪ Methodology for Addressing the requirements of the Hydraulic Assessment and Flood Risk Assessment as scoped out on the Drainage Impact Assessment and Strategy Report ▪ SUDS and Drainage Strategy statement which recognises the requirements as outlined in the Drainage Impact and Strategy Report	
3.26	Structural Design Strategy which should include:-	

	▪ Outline description demonstrating understanding of: topography, geology, soil conditions, contamination, ground water, history, services ▪ Demonstrate outline principles or design including, general description, stability, joints, floors, vertical structure, foundations, stairs and ramps, retaining walls, earthworks, slope stability, drainage, external works etc. ▪ Design Standards and Sources of Reference (Codes of Practice and Standards)	
3.27	Demolitions Strategy which should include/identify: ▪ Separation from new hospital, labs, energy centre and other buildings – safe pedestrian and traffic routes ▪ Access routes for construction traffic and site accommodation ▪ Protective measures – live services, noise, dust, removal of debris off site	
3.28	Diversions Strategy which should include/identify ▪ Culvert diversion ▪ Other diversions ▪ Medical gas line workplans	
4.0 Specifications		
4.1	Substructure	
4.2	Frame	
4.3	Upper Floors	
4.4	Roof Structure	
4.5	Roof coverings	
4.6	Roof drainage	
4.7	Roof lights	
4.8	Stair structure	
4.9	Stair finishes	
4.10	Stair balustrades & handrails	
4.11	External walls	
4.12	Windows	
4.13	External doors	
4.14	Internal walls and partitions	
4.15	Internal doors	
4.16	Wall finishes	
4.17	Floor finishes	
4.18	Ceiling finishes	
4.19	Fittings, fixtures & furniture	
4.20	Soft furnishings	
4.21	Works of Art	
4.22	Equipment	
4.23	Sanitary appliances (in relation to Group 1 appliances identified in the Equipment List)	
4.24	Services equipment	
4.25	Disposal installations	
4.26	Mains Water installations	
4.27	Cold water services	
4.28	Hot water services	
4.29	Steam & condensate	
4.30	Heat source	
4.31	Space heating	
4.32	Space cooling	
4.33	Ventilating system	
4.34	Electric source & mains	
4.35	Electric power supplies	
4.36	Electric lighting & fittings	

4.37	Gas installations	
4.38	Lift installations	
4.39	Sprinkler installations	
4.40	Fire-fighting installations and alarms	
4.41	Lightning protection	
4.42	Communication installations	
4.43	Special installations– Renal Water, Filtered Water	
4.44	Special installations – Building management System and Asset Management System	
4.45	Special installations– Pneumatic tube system	
4.45a	Special installations – Security systems, access control, CCTV and intruder alarms	
4.45b	Special installations – Other (e.g. AGVs)	
4.46	Roads, car parks, pavements, cycle paths	
4.47	Soft landscaping	
4.48	Site enclosure	
4.49	External fittings & furniture	
4.50	Drainage	
4.51	Water Mains	
4.52	Fire Mains	
4.53	Heating Mains	
4.54	Gas Mains	
4.55	Electric Mains	
4.56	Site Lighting	
4.57	Minor building works	
5.0 Component / Product & Manufacturer Schedule		
5.1	Boilers	
5.2	Calorifiers	
5.3	Pumps	
5.4	Switchgear	
5.5	AHU's	
5.6	Fans	
5.7	Internal Doors	
5.8	Ironmongery	
5.9	External doors & screens	
5.10	Roof Coverings	
5.11	Cladding / Curtain Walling / Windows	
5.12	Vinyl Flooring	
5.13	Carpet	
5.14	Ceiling systems	
5.15	CHP systems	
5.16	Generators	
5.17	Chillers	
5.18	Light fittings	
6.0 Equipment Schedule		
6.1	Proposed Equipment Schedule (this to be the schedule issued by the Board priced. No variant or alternative schedule to be utilised or considered).	
7.0 SHTM Compliance Statement		
7.1	Confirm compliance with required SHTM's and other standards noted in the ERs (Section 5) and state how compliance is being achieved (this to take the form of both Table 2 and Table 3 (5.1.2 and 5.1.3 of Vol 2/1 respectively) being reproduced and column(s) added confirming compliance and stating how compliance is being achieved).	

	Further, a compliance statement with regard each of the Additional Guidance listing entries at 5.1.4 of Volume 2/1 is also required.	
8.0 ADB Compliance Statement		
8.1	Confirm compliance with requirements of ADB sheets issued	
8.2	Confirm compliance with environmental matrix issued, return completed carbon tracker and evaluation matrix	
9.0 Programme		
9.1	Master programme	
9.2	Stage 1 Laboratory sub-programme	
9.3	Stage 2 FBC Stage sub-programme	
9.4	Stage 3 Construction stage sub-programme	
10.0 Project / Site Management		
10.1	Project Execution Plan comprising:-	
	▪ Management structure	
	▪ Management Staff – key personnel & structure	
	▪ Design Staff - key personnel & structure	
	▪ Temporary Accommodation & Welfare	
	▪ Logistics (through timeline on site)	
	▪ Traffic Management	
	▪ Car Parking	
	▪ Staff Movement (construction operatives)	
	▪ Site Security	
	▪ Site Safety, including Construction Phase Health & Safety Plan	
	▪ Site interfaces	
	▪ Waste management	
	▪ Community engagement and benefits	
	▪ Initiation of NEC working practices and cascade of this through supply chain	
11.0 Contract Conditions		
11.1	A detailed and full mark-up of the Draft Contract; An electronic version, capable of being read in Microsoft Word 2000, of the Draft Contract; Details of any of the proposed conditions contained in the Draft Contract that the Bidder is not prepared to accept and the reasoning behind the Bidder's position;	
11.2	Details of any of the proposed conditions contained in the Draft Contract that the Bidder is not prepared to accept and the reasoning behind the Bidder's position;	
11.3	A letter of support from the Bidders' insurers or other form of evidence demonstrating that the Board's expectations relative to insurance cover will be met.	
11.4	Performance Bond	
11.5	Performance Damages	
11.6	Collateral Warranties	
12.0 Financial		
12.1	Statement on Commercial proposals, operation of Target Pricing, Open Book audit	
12.2	Target & Maximum Price Proposals ▪ Overall Project ▪ Stage 1 New Labs ▪ Stage 2 FBC Design ▪ Stage 3 Design & Construction New Hospitals	

12.3	Detailed Elemental Cost Plan, comprising elemental summary with supporting detail comprising work items, approximate quantities, rates etc ▪ Stage 1 New Labs ▪ Stage 2 FBC Design ▪ Stage 3 Design & Construction New Hospitals ▪ Stage 3A Hard & Soft Landscaping Completion	
12.4	Priced Activity Schedules & Supporting Monthly Cashflows ▪ Overall Project ▪ Stage 1 New Labs ▪ Stage 2 FBC Design ▪ Stage 3 Design & Construction New Hospitals ▪ Stage 3A Hard & Soft Landscaping Completion	
12.5	Payment proposals	
12.6	Priced Risk Register & Risk Allocation ▪ Stage 1 New Labs ▪ Stage 2 FBC Design ▪ Stage 3 Design & Construction New Hospitals ▪ Stage 3A Hard & Soft Landscaping Completion	
12.7	Incentivisation Proposals Pain / Gain ▪ Stage 1 New Labs ▪ Stage 2 FBC Design ▪ Stage 3 Design & Construction New Hospitals & Stage 3A Hard & Soft Landscaping Completion	
12.8	Whole Life Cycle Cost Estimate for 30 year period detailing, replacement costs & timescales, planned & preventative maintenance, energy usage including:- ▪ Overall Project Summary ▪ Stage 1 New Labs ▪ Stage 3 Construction New Hospitals ▪ Stage 3A Hard & Soft Landscaping Completion Energy costs assumptions should be clearly stated	

Appendix B Qualitative Scoring Schedule



ITPD Evaluation Criteria	Individual Weighting	Technical Weighting
DESIGN	**550**	**50**
Space	**20**	
The design should achieve appropriate clinical space standards as required by the ITPD Schedule of	10	
The circulation, communication & plant space should be adequate and optimised	10	
Drawing information:-	**250**	
1:500 scale Masterplan proposals	30	
1:500 departmental relationship drawings for all levels indicating functional relationships & main circulation routes	45	
1:200 departmental layouts reflect the required space standards and functionality	40	
1:200 departmental drawing for Accident & Energency Department, fully Annotated	10	
1:200 departmental drawing for Adult Theatres Department, fully Annotated	10	
1:200 departmental drawing for Adult Ward, fully annotated	10	
1:200 departmental drawing for Childrens Ward, fully annotated	10	
1:200 departmental drawing for Childrens A&E, fully annotated	10	
1:50 room layout and wall elevations fully developed	10	
1:200 Elevations – incorporating external signage proposals	5	
1:200 Exemplar sections	5	
3D images / perspective (internal & external) indicating the following:-		
▪ Architectural vision – space, height, form, composition, scale, character and use of materials		
▪ Hospital Main Entrance / atrium / public space proposals / visuals	20	
1:500 site hard & soft landscaping proposals indicating:-		
▪ Soft landscaping strategy		
▪ Hard landscaping strategy		
▪ Car Parking arrangements with distribution of spaces and use identified		
▪ Areas of differing Carriageway Construction		
▪ Road, footway and cycle way geometry		
▪ Indicative Signalised layouts at external roads		
▪ Retention / protection of existing trees		
▪ Incorporation of art		
▪ Special features		
▪ Courtyards	10	
Finishes Schedule for 11 Departments, and key circulation & communication routes, and main entrances	10	
Door & ironmongery Schedule for 11 Departments, key circulation & communication routes, and main entrances	10	
Roof level: Typical layout indicating structure, including helipad (Acute Adults & Childrens)	5	
Architectural design strategy statement in support of drawing information	5	
Wayfinding strategy	5	

ITPD Evaluation Criteria	Individual Weighting	Technical Weighting
Design Strategy	**155**	
Acoustic Strategy & Report	5	
Arts Strategy	5	
Fire engineering design strategy including drawings	5	
Structural Engineering design strategy including outline design drawings demonstrating structural philosophy	5	
Drainage design strategy including 1:1250 (or greater) plans showing drainage provision in support of SUDS and Drainage Strategy1:500 scale plans showing:-		
▪ Layout of roads and buildings		
Layout of sewers, outfalls, underground storage, and SUDS features	5	
Main incoming utilities design / connection strategy including Schematic for Main Services distribution	5	
Water Services Strategy including Hot & Cold Water Services Schematic, Filtered Water Schematic and Renal Water Schematic	5	
Heating design strategy including MTHW Schematic & LTHW Schematic	10	
Ventilation & air treatment design strategy including Schematic drawings	10	
Mains and Sub-mains power distribution design strategy including MV Power Schematic and LV Power Schematic	10	
Lighting design strategy	10	
Lift Engineering design strategy	10	
Communication design strategy	5	
Protective systems design strategy including Sprinklers schematic and Fire alarm & damper controls	5	
Medical gases design strategy including schematic drawings	5	
Pneumatic tube system design strategy including schematic drawings	5	
Plant room design strategy	5	
Control systems including BMS schematic	5	
Helipad M&E services design strategy	5	
Maintenance & major plant replacement strategy	35	
Sustainability	**75**	
Sustainable design statement	25	
BREEAM scoring schedule	25	
Energy strategy including approach to renewables, sustainability	25	
AEDET Review	**50**	
Overall AEDET review score	50	
Design Score	**550**	**50**

ITPD Evaluation Criteria	Individual Weighting	Technical Weighting
DELIVERABILITY AND APPROACH	**275**	**30**
Project management:	**90**	
Structure & approach	20	
Site Management Team;	5	
Design Team;	5	
Community Engagement	60	
Construction Approach:	**20**	
There should be minimal impact on service delivery;	10	
The construction exploits any innovation benefits from standardisation and prefabrication;	10	
Site Management:	**80**	
Temporary Accommodation proposals	15	
Logistics proposals	10	
Traffic management	10	
Car Parking	10	
Staff Movement	5	
Site Security & Safety	10	
Site interfaces	10	
Waste Management	10	
Programme:	**40**	
Master programme	5	
Stage 1 Laboratory programme	10	
Stage 2 FBC sub programme	10	
Stage 3 Construction programme	10	
Stage 3A Hard & landscaping completion programme	5	
Commissioning & Handover	**45**	
▪ Commissioning plans, including Building Services testing & commissioning	15	
▪ Handover process	15	
▪ Extended defects requirement	15	
Logistics Score	**275**	**30**

ITPD Evaluation Criteria	Individual Weighting	Commercial Weighting
COMMERCIAL	**175**	**20**
Contract:	**25**	
Compliance with Contract Conditions	5	
Insurances	5	
Performance Bond	10	
Collateral Warranties	5	
Pricing	**150**	
Statement on Commercial proposals, operation of Target Pricing, Open Book audit	5	
Target / Maximum Price assessment	20	
Priced Risk Register & Risk Allocation	55	
Stage 1 Laboratory Design & Construction detailed elemental cost & resource plans	5	
Stage 1 Laboratory Design & Construction Priced Activity Schedules, Cashflow & Payment Proposals	5	
Stage 2 FBC Stage Priced Activity Schedules including supporting detailed costed resource plan,	10	
Stage 3 Adult / Childrens / Site Works Design & Construction detailed elemental cost & resource plans	5	
Stage 3 Adult / Childrens / Site Works Design & Construction Priced Activity Schedules, Cashflow &	5	
Project Whole Life Cycle Cost Plan	40	
Total Commercial Score	**175**	**20**

Appendix C Legal Evaluation

Purpose of Legal Evaluation

The legal evaluation has two primary functions:

- to give comfort as to deliverability - demonstrated by the robustness of the legal submission and mark-up of the draft Contract and a constructive approach to resolving complex issues; and

- to better inform the financial or technical evaluations.

Legal Evaluation Criteria

(i) The legal evaluation will focus on the detailed mark-up of the draft Contract including the schedules, Appendices, Contract Data Part 1 and Contract Data part two (together, the "Contract Documents") submitted by the Bidders.

(ii) Bidder's responses to the Contract Documents will be evaluated in accordance with the following criteria (of equal importance):-

- the extent to which the Bidder has accepted the conditions set out in the Contract Documents and the extent to which the Bidder has provided detailed comments on the Contract Documents and a constructive approach to issues which it does not accept;

- the extent to which the Bidder demonstrates that it understands and accepts the risks inherent in the Project and the extent to which the Bidder's qualifications (if any) to risk allocation position set out in the Contract Documents are acceptable to the Board; and

- the sufficiency of Bidder's insurance proposals.

How the Legal Evaluation will be conducted

Firstly, the legal evaluation team will evaluate the individual responses against the legal evaluation criteria.

Thereafter, the legal evaluation team will produce a detailed commentary on the mark-up of the Contract Documents which will allow the legal evaluation team to:

- inform the technical and financial evaluation teams of any amendment to the Contract Documents which will have an impact on the price/risk profile or service being offered;

- identify any deficiencies in the legal submission which they consider should be brought to the attention of the Bidder prior to completion of the evaluation to give the Bidder an opportunity to clarify and ensure that tenders are compliant from a legal submission point of view(recognising the constraints on the degree of clarifications that might be requested under the Competitive Dialogue process);

- clearly identify any commercial issues which in the view of the legal evaluation team should be clarified with tenderers prior to appointment of Preferred Bidder. Clarification will be required when the Bidder 's position is not clear; and

- score the legal submissions taking all of the above into account, in accordance with the evaluation scoring matrix set out elsewhere in this ITPD.

Legal Evaluation Report

The legal evaluation team will complete a comprehensive legal report for each of the tenders evaluated.

Each legal report will contain the following:

- a summary of the legal submission including confirmation that the legal submissions were compliant;
- a summary of the quality of the responses in the legal submission against the legal evaluation criteria set out in this ITPD;
- a detailed commercial commentary on the mark-up of the Contract Documents which will identify:
    - the points considered relevant to the financial evaluation (which will have already been passed to the financial evaluation team);
    - the points relevant to the technical evaluation (which will have been passed to the technical evaluation team);
    - a list of key commercial issues which, in the legal evaluation team's view, should be addressed/developed prior Contract Award (as appropriate).

In addition, at an early stage in the process, the legal evaluation team will have identified any deficiencies in the legal submission which they consider should be brought to the attention of the tenderer prior to completion of the evaluation to give the Bidder an opportunity to clarify and ensure that tenders are compliant from a legal submission point of view.

The legal evaluation team will also rank the Bids according to the quality of their responses against the legal evaluation criteria.

Bidder mark-up to the Contract Documents

Legal submissions will be assessed on how thorough and constructive the Bidder's responses are. The key concern here is to satisfy ourselves that if a particular Bid is selected on the basis of the overall evaluation, that selection is made on a full understanding of their position on **all** commercial issues and on the basis of us being confident that they have thought through the implications of all commercial aspects of their Bid.

Where contract conditions are not acceptable to Bidders, weight will be given to responses which represent constructive alternatives rather than simple rejections.

Conclusion

The key issue in the tender evaluation to meet the “most economically advantageous” test remains identifying the compliant affordable Bid which offers the Board the best balance between price and quality. Much of the legal evaluation therefore focuses on assisting that process by identifying issues which are relevant to the overall evaluation but which are expressed by the Bidder through the legal submission documents.

Appendix D Financial Evaluation

1. Background to the Financial Evaluation

1.1 Overview of the Approach

The use of competitive dialogue requires the appointment of the successful bidder to be made on the basis of the most economically advantageous tender.

In order to make this assessment NHS Greater Glasgow & Clyde has set out an evaluation method which considers the qualitative aspects of the tenderer's proposals in ratio to the expected cost of the project. The bidder demonstrating the best ratio of outputs to cost will be deemed successful.

The evaluation approach has been set out in the information provided to bidders.

1.2 Financial Evaluation

The evaluation of the pricing proposals is carried out as part of the commercial assessment of bids. In addition it is will consider the pricing proposals submitted with the aim of establishing the expected cost to the Board of the proposals.

1.2.1 Pricing and Cost Structure

1.2.1.1 Price Structure

In order to understand the approach to evaluation it is necessary to consider the pricing mechanism set out in the contract. The key elements are

Target Price – Bidders are required to provide their best estimate of target price being made up of best estimate of cost plus, with what is in effect a lump sum profit amount

Pain/Gain percentages – the proportion by which cost variations from those used to establish the target price will be met by both the board and the bidder

Maximum Price – The price after which all additional costs will be the responsibility of the bidder

1.2.1.2 Other Costs

It is possible that the pricing proposals will result in costs being borne directly by the board. For example should the bidder propose a cap on cost inflation which if exceeded would not form part of the normal pain/gain mechanism. Costs such as these will be included in the valuation as a direct cost consequence of the bidders proposals

2. Approach to financial evaluation

2.1 Aim of the Approach

The key aim of the approach is to establish the most likely costs to NHSGG&C of the bidders proposals and to use those estimated cost to establish the most economically advantageous tender.

2.2 Stages of Evaluation

2.2.1 Affordability

Bids that breach the stated affordability thresholds of NHSGG&C may be excluded from further analysis

2.2.2 Establishing expected outturn prices

The target price will be based upon the bidder's best estimate of the final costs of the project plus a lump sum profit. The pricing structure recognises that this is an estimate and therefore allows for a predetermined price variation process to be applied.

The causes for price variation will be set out in the risk registers prepared by each bidder. This will be used to establish the expected outturn price by applying statistical techniques such as but not limited to Monte Carlo Analysis.

It will be for each bidder to set out what they believe their post mitigation risks will be that will drive the price variation. If however it is apparent that this estimate is materially different from what me be expected in normal circumstances, this will be clarified with the bidder and additional sensitivity testing may be applied.

Categories of Risk Impact

In assessing the risk impact the following categories will be considered.

a. Those risks borne by the bidder which may impact the final outturn price and ultimately the pain/gain and max price mechanism

b. Those risks borne solely by the board

The following diagram sets out the processes that will be followed

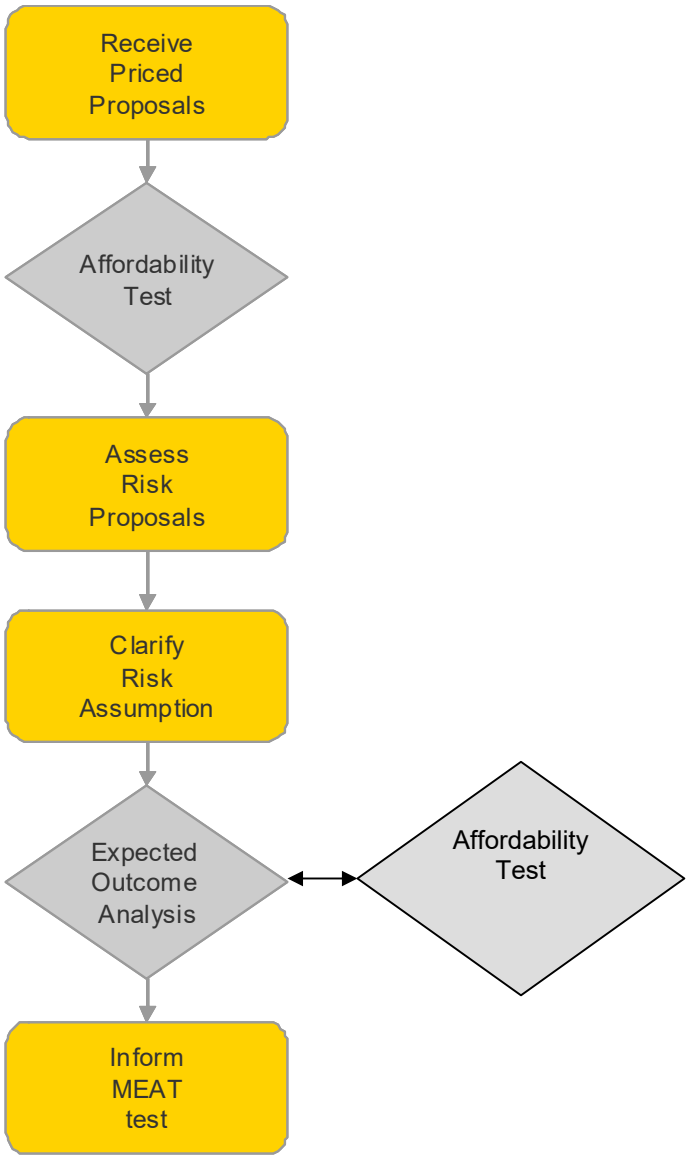

Specific Treatment of Inflation

A risk common to all bidders on projects with extended periods of delivery is the impact of inflation. Bidders are required to set out their own approach to inflation, but for evaluation purposes NHSGGC has taken the view that inflation will be evaluated on the basis of 2.5% per annum, this being the government' target for RPI over the period of the project.

2.2.3 Other aspects of Financial Evaluation

In order to obtain a full picture of the financial elements of the bids, we will consider factors such as

- The quantum of difference between the bidders target and maximum price
- Any caveats or exclusions submitted by bidders, and there possible impact upon the risks borne by the board

► The clarity of the bidders pricing proposals and the degree to which they could be practicably implemented

Appendix E Board Evaluation Process / Structure

New South Glasgow Hospitals and Laboratory Project

New South Glasgow Hospitals Project Evaluation Process and Structure

The purpose of this paper is to set out the evaluation programme, process and teams for the New South Glasgow Hospitals and Laboratory Project. (It should be noted that Volume 3 of the Invitation to Participate in Dialogue (ITPD) (appendix A) sets out the bid deliverables which require to be evaluated.)

Evaluation Process

The evaluation process contains all activities required to provide the Board with a robust evaluation mechanism to ensure confidence that the evaluation will be appropriate, accurate and auditable. The evaluation of the tenders will be carried out by those who have been involved in compiling the ITPD and/or involved with the bidders in the Competitive Dialogue Process. This will ensure that tenders will be considered by those who have the most knowledge and understanding of the Board's requirements and who have also been providing clarity to the bidders in Competitive Dialogue.

The bid deliverables split naturally into four evaluation groupings and therefore there will be four evaluation groups, these being Design, Logistics, Laboratory Block and Commercial. A training seminar for all those involved in the process based on the information contained in the ITPD is arranged for 21st August 2009.

Following receipt of the tenders for the works on September 11th 2009, the evaluation groups will commence the initial evaluation process. The whole evaluation process will take approximately 5 weeks and will conclude on the 16th October 2009. The main parts of the evaluation process are:

1. Check all information is complete (Request missing information if required);
2. Evaluation groups consider all tender information for their groupings;
3. Bidders attend evaluation meeting to present their proposals and answer any questions from evaluation groups;
4. The evaluation groups carry out their initial evaluation of their respective sections of the tenders and complete an initial scoring in line with Volume 3, appendix A of the ITPD;
5. During the evaluation period there may be a need for the evaluation group leads to meet with a sub-group of the New South Glasgow Hospitals and Labs Project Executive Board (NSGH&LPEB) to provide information about the progress of the evaluation of tenders and allow them to request more detail on any particular aspects of that process. The proposed dates for these meetings are 30th September and 13th October 2009.
6. The Commercial Group will carryout a review of all outputs from the evaluation groups (provided by the Group Leads). The Commercial Group will complete a moderation exercise to ensure consistency of approach, scoring and reasoning of the initial evaluation and scoring of each tender submission.
   The Commercial Group will complete the final scoring of the tenders and will rank the tenders and establish a preferred bidder.
   A comprehensive evaluation report will be completed by the 16th October 2009.
7. After the completion of the evaluation process the Commercial Group will present its conclusions to a seminar/workshop of the NSGH&LPEB on 22nd October 2009 to provide them with a comprehensive understanding of the tender submissions to enable them to make an informed judgement at their formal meeting to be held on the 26th October 2009. The NSGH&LPEB will consider all relevant information and, if they agree with the recommendation of the Commercial Group, take forward the formal recommendation to the NHS Greater Glasgow & Clyde Board Performance Review Group.

Remit and Groups

a) Evaluation Groups
- Carry out analysis of all information for their groupings provided by the Bidders and seek any clarifications regarding any missing information.
- Complete a detailed review and initial evaluation of each submitted bid (as in ITPD Volume 3) and compile summary of bid compliance with expected deliverables. This to be completed for the four work-streams which have been the subject of Competitive Dialogue (i.e. Design, Labs, Logistics and Commercial).
- Write up a detailed evaluation report on all aspects of their work stream.

b) Commercial Group
- Carry out final evaluation review of all bid submissions and conclude the evaluation scoring assessment (as in ITPD Volume 3).
- Determine ranking of each bid.
- Write up detailed summary evaluation report of all aspects of the evaluation of the bids
- Present recommendations to the NSGH&LPEB.

c) New South Glasgow Hospitals & Labs Project Executive Board
- Receive and consider the recommendation from the Commercial Group and make a decision on the successful bidder to go forward as the project's design and construction partner.
- Make formal recommendation to NHS Greater Glasgow & Clyde Board Performance Review Group.

Membership of Groups

Table 1 shows the membership of each evaluation group.

TABLE 1 - BOARD EVALUATION GROUPS
a) Technical Evaluation Groups

GROUP	DESIGN	LOGISTICS	LABS	COMMERCIAL
BOARD	Alan Seabourne Alex McIntyre Annette Rankin Fiona McCluskey Frances Wrath Heather Griffin Hugh McDerment Mairi Macleod Mark McAllister Mary Ann Kane Morgan Jamieson Peter Moir Stephen Gallacher	Alan Seabourne Alex McIntyre Frances Wrath John Green Peter Moir	Alan McCubbin Alan Seabourne Alex McIntyre Annette Rankin Frances Wrath Hugh McDerment Jim Crombie (Lead) Isabel Ferguson Mary Ann Kane Peter Moir Dr Margaret Burgoyne Dr Rachel Green	Alan McCubbin Alan Seabourne Alex McIntyre Peter Gallagher Peter Moir
TA ADVISORS	David Hall (Lead) Graham Annandale Harry Smith Iain Buchan John Bushfield Mark Baird Robert Menzies Susan Logan	David Hall (Lead) Mark Baird	Douglas Ross Graham Annandale Neil Robson Raj Deb Stewart McKechnie	Douglas Ross (Lead) Jim Hackett Juliet Haldane Michael McVeigh Simon Fraser

Appendix 1 – EVALUATION PROGRAMME

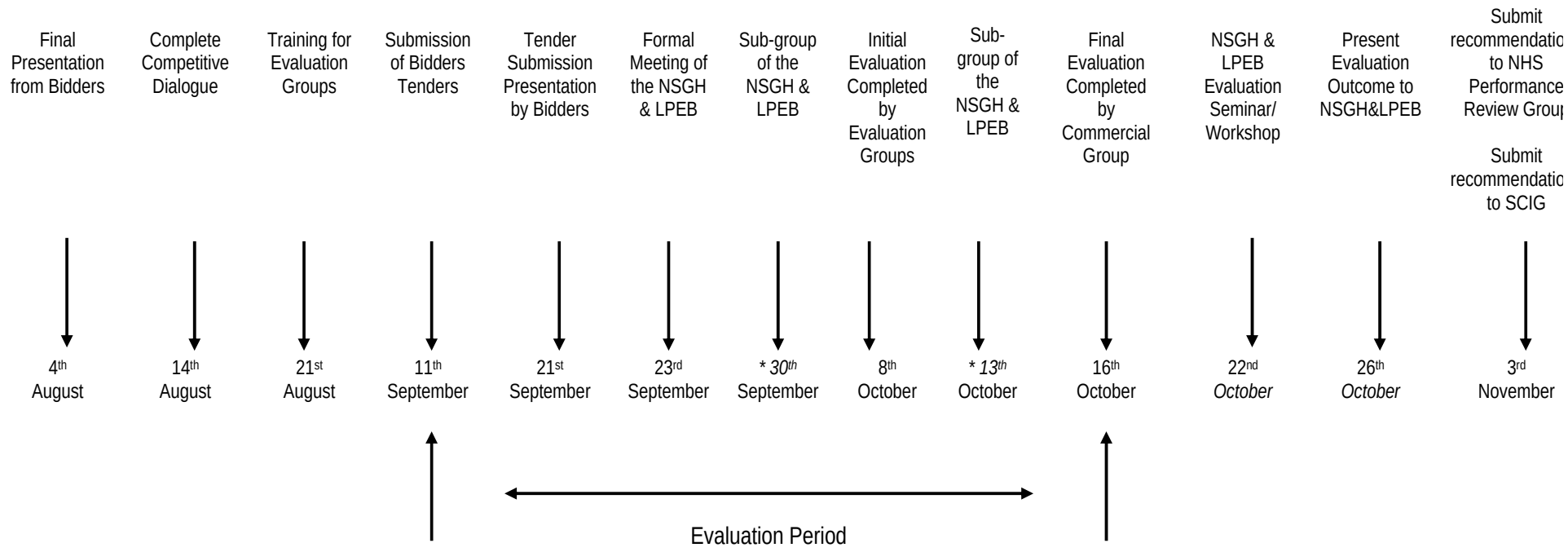

(- provisional date)*

Appendix F Certificates

Part 1 – Confidentiality Agreement

Name of bidder:

We undertake that we shall keep confidential and will not use for our own purposes or reveal to any person, firm or company the information contained in or sent with the ITPD issued by the Board in relation to the Project or which is made available in connection with any further enquiries in relation to that Project (the "Information Provided") unless we obtain in each case the prior written consent of the Board. Such consent shall not be required where the Information Provided is:

(i) disclosed on a "need to know" basis to such of our directors, officers, employees or advisers who are directly involved with the preparation of bids on our behalf provided that we shall inform each person to whom the Information Provided is made aware of the confidential nature of the Information Provided and the obligations under this Confidentiality Agreement and has given an undertaking at the time of receipt of the Information Provided to keep such information confidential;

(ii) in the public domain or shall come into the public domain otherwise than by breach of this undertaking or any other undertaking;

(iii) made available to us by a third party who is entitled to divulge such information and who is not under any obligation of confidentiality in respect of such disclosure; or

(iv) required to be disclosed by any applicable law provided that the party disclosing the information shall notify the Board of the information to be disclosed (and of the circumstances in which the disclosure is alleged to be required) as early as reasonably possible before such disclosure must be made and shall take all reasonable action to avoid and limit such disclosure.

We undertake at the request of the Board that we shall immediately return to the Board all Information Provided and all and any copies or any part thereof including any information derived or produced partly or wholly from the Information Provided which is in a tangible form. If any such information is not in a tangible form, the bidder shall destroy or permanently erase that information and all and any copies or part thereof including any information derived or produced partly or wholly from the Information Provided.

Without prejudice to any other rights or remedies which the Board may have, the bidder acknowledges and agrees that (a) damages would not be an adequate remedy for any breach by the bidder of the provisions of this undertaking and (b) the Board shall be entitled to the remedies of interdict and other relief for any threatened or actual breach of this undertaking.

Signed for and on behalf of [**bidder**] by [**name of signatory and nature of authority to sign**] and [**name of signatory and nature of authority to sign**] on the day of 2009.

……...

……...

NOTE: (i) Where the bidder is a company, to be signed by two directors or by a director and the secretary of the company, such persons being duly authorised for that purpose.
(ii) Where the bidder is a consortium yet to be established as a company, to be signed by persons duly authorised by each of the prospective members of the consortium.

Part 2 – Certificate of Non-Canvassing

Name of bidder:

We hereby undertake that we have not (nor will we in the future):

1. Committed any offence under the Prevention of Corruption Acts 1889 to 1916; or

2. Contacted any other officer of the Board about any aspect of the Project, except as authorised by the ITPD, including (but without limitation) for the purposes of discussing the possible transfer to the employment of the Bidder of such officer for the purpose of the Project or for soliciting information in connection with the Project; or

3. Offered any inducement, fee or reward to any member or officer of the Board or any person acting as an advisor for the Board or in connection with the project; or

4. Canvassed any of the persons referred to in paragraph 3 above in connection with the Project.

In this Certificate the word "person" includes any persons and any body or association, corporate or unincorporate and "agreement" or "arrangement" include any such transactions, whether formal or informal, legally binding or not.

Signed for and on behalf of [bidder] by [name of signatory and nature of authority to sign] and [name of signatory and nature of authority to sign] on the day of 2009.

……...

……...

NOTE: (i) Where the bidder is a company, to be signed by two directors or by a director and the secretary of the company, such persons being duly authorised for that purpose.
(ii) Where the bidder is a consortium yet to be established as a company, to be signed by persons duly authorised by each of the prospective members of the consortium.

Part 3 – Certificate of Non-Collusion

Name of bidder:

We certify that we will submit a bona fide bid and that we have not adjusted and will not adjust our bid in agreement or by arrangement with any other person.

We also certify that we have not done and we undertake not to do at any time during the competition any of the following acts:

1. Entered into any agreement with any other person with the aim of preventing bids being made or as to the fixing or adjusting of the amount of any bid or the conditions on which any bid is made;

2. Caused or induced any person to enter into such an agreement as is mentioned in paragraph 1., above, or to inform us of the amount or the approximate amount of any rival bid for the Project; or

3. Informed any other person, other than the person calling for this bid, of the amount or the approximate amount of our bid, except where the disclosure, in confidence, of the amount of the bid was necessary to obtain quotations necessary for the preparation of the bid, for insurance, for performance bonds and/or contract guarantee bonds or for professional advice required or the preparation of the bid; or

4. Offered or agreed to pay or give any sum of money, inducement or valuable consideration directly or indirectly to any person for doing or having done or causing or having cause to be done in relation to any other bid or proposed bid for the works any act or omission; or

5. Canvassed any other persons referred to in paragraph 1., above, in connection with the project.

We also undertake not to procure the doing of any of the acts mentioned in paragraphs 1 to 5 above before the hour and date specified for the return of the bid nor (in the event of the bid being accepted) shall we do so while the resulting contract continues in force between us (or our successors in title) and the Board.

In this Certificate, the word “person” includes any persons and any body or association, corporate or unincorporate, and “agreement” or “arrangement” include any such transactions, whether formal or informal, legally binding or not.

Signed for and on behalf of [**bidder**] by [**name of signatory and nature of authority to sign**] and [**name of signatory and nature of authority to sign**] on the day of 2009.

……

... ……..……..

NOTE: (i) Where the bidder is a company, to be signed by two directors or by a director and the secretary of the company, such persons being duly authorised for that purpose.
(ii) Where the bidder is a consortium yet to be established as a company, to be signed by persons duly authorised by each of the prospective members of the consortium.

PMI 228 - Proposed Design Programme

		w/c	15/07/2013	22/07/2013	29/07/2013	05/08/2013	12/08/2013	19/08/2013	26/08/2013	02/09/2013	09/09/2013	16/09/2013	23/09/2013	30/09/2013	07/10/2013
Item No	Description														
1	BMCE / Design Team meet with NHS and agree Layout / Ventilation Schematic / Plant Room Schematic														
2	NA to prepare & issue GA plan to design team														
3	Design Team Coordiantion Meetings														
4	NA to prepare & Issue update to all relevant drawing series														
5	WW to prepare & Issue update of all relevant construction drawings / schedules etc														
6	WSP to prepare & Issue update of all relevant construction drawings / schedules etc														
7	Mercury to prepare & Issue update of all relevant construction drawings / schedules etc														
8	BMCE review prior to issue to NHS for RDD														
9	BMCE to Issue full package of drawings / schedules etc to NHS for RDD														
10	NHS RDD review & return														
11	Design Team to prepare and issue ammedments to relevant Building Warants														

Brookfield MULTIPLEX BM Built to outperform.

This programme is strictly for information only, and will not form any part of any resulting Sub-Contract

New South Glasgow Hospital Project

Plantrooms 32 and 33 Towers Commissioning Programme

"This programme is copyright and the property of Brookfield Construction (UK) Ltd and must not be used with out written approval".

NHS Greater Glasgow and Clyde

line no.	activity description	Percent complete	Start	Duration	Finish
1	Low Voltage	100	25/11/13	45w 2d	20/10/14
2	Test & Energise SB3A 12-3(Lifts)	100	15/09/14	1d	15/09/14
3	Misc. Power	100	09/09/14	6w	20/10/14
4	Test & Energise (Sub 4) Core B Smoke Extract	100	20/10/14	1d	20/10/14
5	Test & Energise (Sub 4) ETFE Roof Hot Wire	100	02/10/14	1d	02/10/14
6	Test & Energise (SB4AB-1-1) RES-005 Combi Oven	100	09/09/14	1d	09/09/14
7	Test & Energise (SB4AB-12-1)B Public Lift 4, L13, L6, L9	100	15/09/14	1d	15/09/14
8	Test & Energise (SB4AB-12-2) TSE Bed Lift L19, L20, L2, L5, L7-12	100	22/09/14	1d	22/09/14
9	Test & Energise (Sub 3) Core A Smoke Extract	100	20/10/14	1d	20/10/14
10	Test & Energise (Sub 3) ETFE Roof Hot Wire	100	02/10/14	1d	02/10/14
11	Test & Energise (Sub 3) Helipad Services	100	03/10/14	1d	03/10/14
12	Test & Energise (SB3A-12-3) TSE Bed Lift L19, L20, L2, L5, L7-12	100	17/09/14	2d	18/09/14
13	Test & Energise (SB3AB-3-1) NCH MRI 1	100	09/09/14	1d	09/09/14
14	Test & Energise (SB3AB-3-1) NSGH MRI 1	100	09/09/14	1d	09/09/14
15	Test & Energise (SB3AB-3-1) NCH MRI 2	100	10/09/14	1d	10/09/14
16	Test & Energise (SB3AB-3-1) NSGH MRI 2	100	22/09/14	1d	22/09/14
17	Test & Energise (SB3AB-12-2) Public Lift L1, L15, L3, L16	100	22/09/14	1d	22/09/14
18	Distribution Boards etc.	97	20/11/13	54w 3d	18/12/14
19	Final Circuit Testing (2-1, 2-2, 2-3, 2-5)	100	20/10/14	1w	24/10/14
20	DB4AB 1-6 (1-501)	80	25/09/14	4d	12/12/14
21	Final Circuit Testing (1-1, 1-2, 1-3, 1-4, 1-5, 1-6)	100	13/10/14	1w	17/10/14
22	DB4AB G-9 (0-506) + Sanctuary) 0-541	50	27/01/14	4d	16/12/14
23	DB4AB G-2/ G-10 / G-13 (Café & Retail)		15/12/14	4d	18/12/14
24	DB4AB G-8 (0-502)	80	01/10/14	4d	12/12/14
25	DB3AB 11-3 (11-501, 11-502)	100	28/08/14	4d	24/09/14
26	Level 4 Final Circuit Testing	95	27/10/14	2d	09/12/14
27	Level 5 Final Circuit Testing	100	29/10/14	2d	30/10/14
28	Level 6 Final Circuit Testing	100	31/10/14	2d	03/11/14
29	Level 7 Final Circuit Testing	95	04/11/14	2d	09/12/14
30	Level 8 Final Circuit Testing	90	06/11/14	2d	03/12/14
31	Level 9 Final Circuit Testing	90	10/11/14	2d	04/12/14
32	Level 10 Final Circuit Testing	90	13/11/14	2d	04/12/14
33	Level 11 Final Circuit Testing	80	17/11/14	2d	05/12/14
34	Emergency lighting	97	06/05/14	31w 3d	12/12/14
35	***Level 02***	***100***	***12/06/14***	***15w 2d***	***26/09/14***
36	Zone J	100	22/09/14	1w	26/09/14
37	***Level 01***	***100***	***13/06/14***	***15w 5h***	***26/09/14***
38	Zone J	100	13/06/14	1w	26/09/14
39	***Level 00***	***100***	***13/06/14***	***23w 1d***	***21/11/14***
40	Zone J	100	17/11/14	1w	21/11/14
41	***Level 04 to 11***	***95***	***06/05/14***	***31w 3d***	***12/12/14***
42	Level 6 Zone F, J, K	100	22/09/14	1w	26/09/14
43	Level 7 Zone E&H	100	22/09/14	1w	26/09/14
44	Level 7 Zone F, J, K	100	22/09/14	1w	26/09/14
45	Level 8 Zone E&H	100	22/09/14	1w	26/09/14
46	Level 8 Zone F, J, K	100	22/09/14	1w	26/09/14
47	Level 9 Zone E&H	100	22/09/14	1w	26/09/14
48	Level 9 Zone F, J, K	100	22/09/14	1w	26/09/14
49	Level 10 Zone E&H	100	22/09/14	1w	26/09/14
50	Level 10 Zone F, J, K	100	22/09/14	1w	26/09/14
51	Level 11 Zone E&H	100	22/09/14	1w	26/09/14
52	Level 11 Zone F, J K	100	22/09/14	1w	26/09/14
53	Level 12 Plantrooms		08/12/14	1w	12/12/14
54	L3 Zone F-J (3-501, 3-502)	73	17/02/14	43w 2d	19/12/14
55	Dali Lighting Control Commissioning	100	02/06/14	3w	03/10/14
56	HVAC Controls Pre-Commissioning	66	02/06/14	3w	15/12/14
57	Final Environmental Commissioning		08/12/14	2w	19/12/14

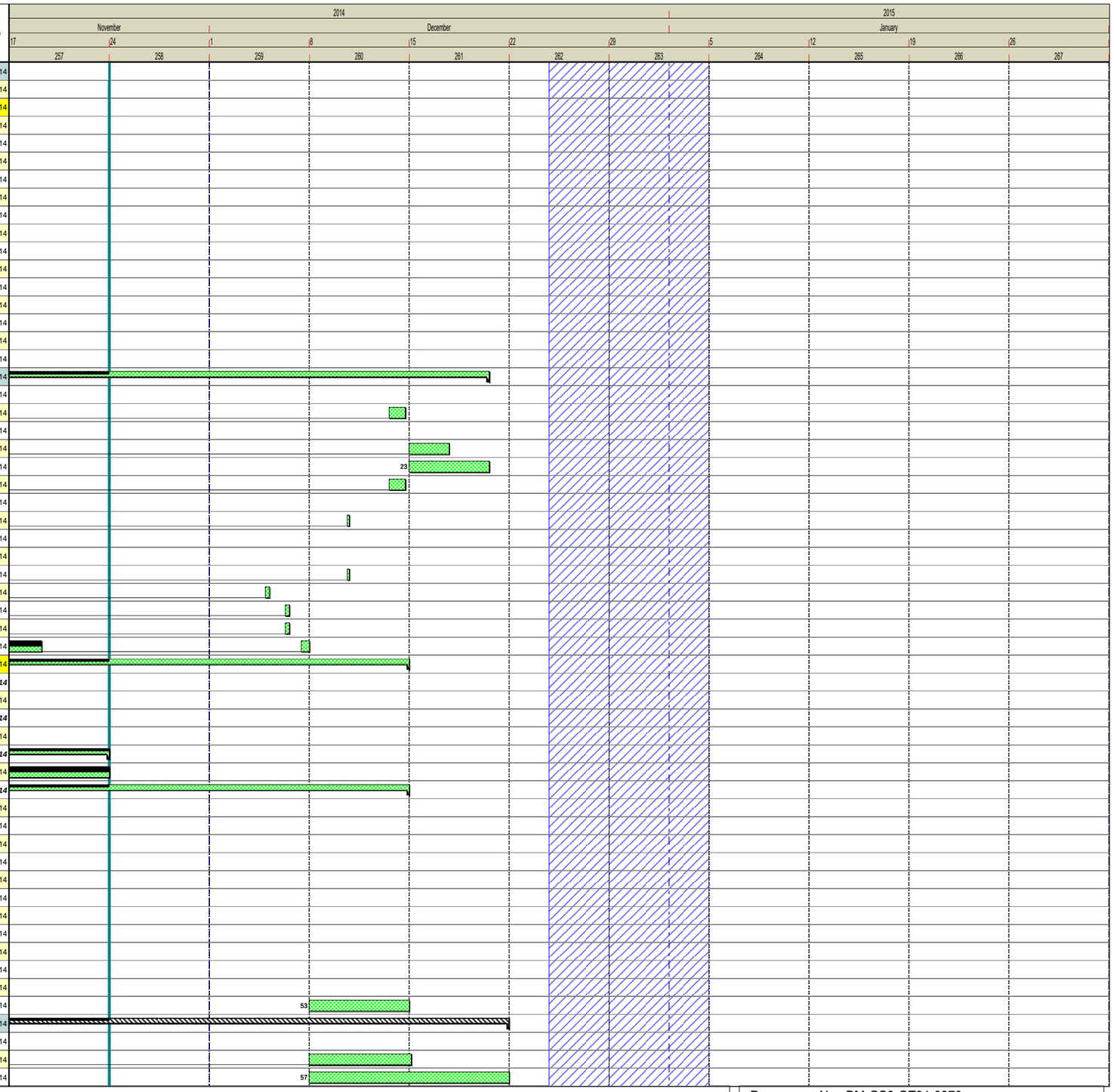

Date of Issue: 01/09/2014 Drawn By: David Wilson
Print Date: 12/12/2014 Page 1 of 15

Comments: Progress at 21/11/14 Week 257

Programme No.: BM-GS3-OT01-0870
Revision: Revision Date: 01/12/2014

File Path: C:\Users\AndrewBe\Desktop\TEMP\Commissionin Programme Plantroom 32-33 Nov 14 week 257.pp

A52756968

Brookfield MULTIPLEX Built to outperform. BM

This programme is strictly for information only, and will not form any part of any resulting Sub-Contract

New South Glasgow Hospital Project

Plantrooms 32 and 33 Towers Commissioning Programme

"This programme is copyright and the property of Brookfield Construction (UK) Ltd and must not be used with out written approval".

NHS Greater Glasgow and Clyde

line no.	activity description	Percent complete	Start	Duration	Finish
58	L2 Zone F (2-505, 2-506, 2-507)	83	10/02/14	44w 2d	19/12/14
59	Final Environmental Commissioning		08/12/14	2w	19/12/14
60	L2 Zone J (2-529 - 2-533)	86	06/01/14	49w 2d	19/12/14
61	Final Environmental Commissioning		08/12/14	2w	19/12/14
62	L1 Zone K (1-501, 1-504)		20/01/14	49w 4d	16/01/15
63	Smoke Damper testing		01/12/14	1w	05/12/14
64	Dali Lighting Control Commissioning		01/12/14	2w	12/12/14
65	HVAC Controls Pre-Commissioning		01/12/14	2w	12/12/14
66	Final Environmental Commissioning		05/01/15	2w	16/01/15
67	Level 1 Zone J (1-537, 1-539)	85	02/12/13	53w 1d	19/12/14
68	Final Environmental Commissioning		08/12/14	2w	19/12/14
69	Level 1 Zone H (1-531, 1-532)	85	25/11/13	53w 1d	12/12/14
70	Final Environmental Commissioning		01/12/14	2w	12/12/14
71	L0 Zone F &K (0-501, 0-502, 0-504)	22	14/07/14	25w 2d	16/01/15
72	Smoke Damper testing		15/12/14	1w	19/12/14
73	Dali Lighting Control Commissioning		08/12/14	2w	19/12/14
74	HVAC Controls Pre-Commissioning		08/12/14	2w	19/12/14
75	Final Environmental Commissioning		05/01/15	2w	16/01/15
76	L0 Zone J (0-537 - 0-540)	85	10/02/14	44w 2d	19/12/14
77	Final Environmental Commissioning		08/12/14	2w	19/12/14
78	L4 Zone H (4-509, 4-510, 4-511)	82	06/01/14	51w 4d	16/01/15
79	Smoke Damper testing	100	01/09/14	1w	05/09/14
80	Final Environmental Commissioning		05/01/15	2w	16/01/15
81	L4 Zone E (4-512, 4-513, 4-514)	82	07/07/14	26w 2d	16/01/15
82	Smoke Damper testing	100	01/09/14	1w	05/09/14
83	Dali Lighting Control Commissioning	100	01/09/14	3w	19/09/14
84	Final Environmental Commissioning		05/01/15	2w	16/01/15
85	L4 Zone J (4-506, 4-507, 4-508,)	82	06/05/14	35w	16/01/15
86	Smoke Damper testing	100	01/09/14	1w	05/09/14
87	Dali Lighting Control Commissioning	100	19/05/14	3w	16/09/14
88	HVAC Controls Pre-Commissioning	100	19/05/14	3w	03/09/14
89	Final Environmental Commissioning		05/01/15	2w	16/01/15
90	L4 Zone F (4-503, 4-504, 4-505)	82	06/05/14	35w	16/01/15
91	Smoke Damper testing	100	08/09/14	1w	12/09/14
92	Dali Lighting Control Commissioning	100	01/09/14	3w 2d	23/09/14
93	Final Environmental Commissioning		05/01/15	2w	16/01/15
94	L4 Zone K (4-501 - 4-502)	75	14/07/14	25w 2d	16/01/15
95	Smoke Damper testing	100	08/09/14	1w	12/09/14
96	Dali Lighting Control Commissioning	100	01/09/14	2w	12/09/14
97	Final Environmental Commissioning		05/01/15	2w	16/01/15
98	L5 Zone H (5-509, 5-510, 5-511)	82	03/02/14	47w 4d	16/01/15
99	Smoke Damper testing	100	15/09/14	1w	19/09/14
100	Final Environmental Commissioning		05/01/15	2w	16/01/15
101	L5 Zone E (5-512, 5-513, 5-514)	83	06/05/14	35w	16/01/15
102	Smoke Damper testing	100	15/09/14	1w	19/09/14
103	Dali Lighting Control Commissioning	100	01/09/14	3w 2d	23/09/14
104	Final Environmental Commissioning		05/01/15	2w	16/01/15
105	L5 Zone J (5-506, 5-507, 5-508)	73	27/05/14	32w 1d	16/01/15
106	Smoke Damper testing		01/12/14	1w	05/12/14
107	Dali Lighting Control Commissioning	100	09/06/14	3w	16/09/14
108	HVAC Controls Pre-Commissioning	100	09/06/14	3w	05/09/14
109	Final Environmental Commissioning		05/01/15	2w	16/01/15
110	L5 Zone F (5-503, 5-504, 5-505)	82	27/05/14	32w 1d	16/01/15
111	Smoke Damper testing	100	15/09/14	1w	19/09/14
112	Dali Lighting Control Commissioning	100	17/09/14	3w 2d	09/10/14
113	HVAC Controls Pre-Commissioning	100	09/06/14	3w	12/09/14
114	Final Environmental Commissioning		05/01/15	2w	16/01/15

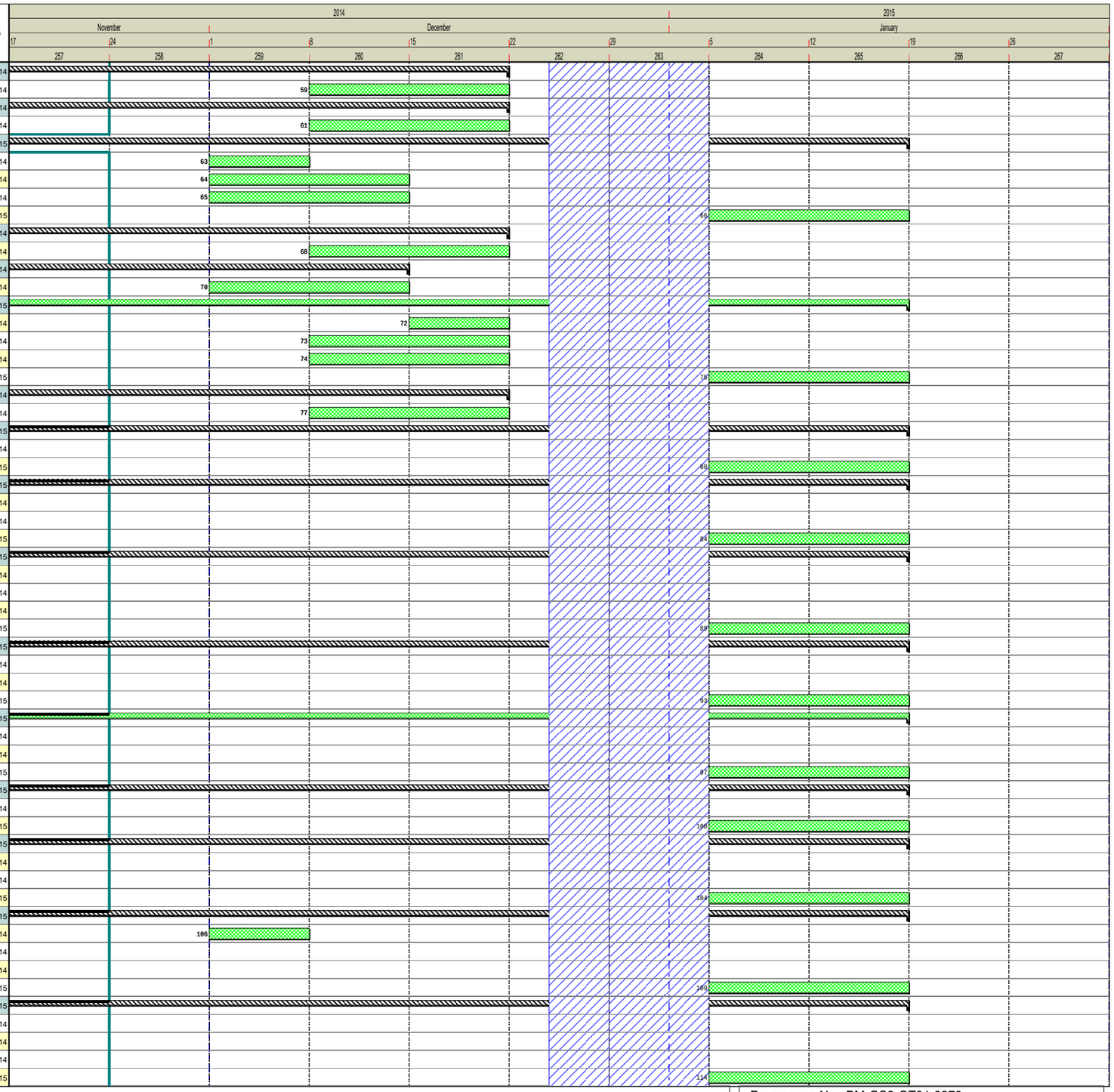

Date of Issue: 01/09/2014
Print Date: 12/12/2014
Drawn By: David Wilson
Page 2 of 15

Comments: Progress at 21/11/14 Week 257

Programme No.: BM-GS3-OT01-0870
Revision:
Revision Date: 01/12/2014

File Path: C:\Users\AndrewBe\Desktop\TEMP\Commissionin Programme Plantroom 32-33 Nov 14 week 257.pp

A52756968

Brookfield MULTIPLEX Built to outperform. BM

This programme is strictly for information only, and will not form any part of any resulting Sub-Contract

New South Glasgow Hospital Project

Plantrooms 32 and 33 Towers Commissioning Programme

"This programme is copyright and the property of Brookfield Construction (UK) Ltd and must not be used with out written approval".

NHS Greater Glasgow and Clyde

line no.	activity description	Percent complete	Start	Duration	Finish
115	L5 Zone K (5-501 - 5-502)	75	11/08/14	21w 2d	16/01/15
116	Smoke Damper testing	100	15/09/14	1w	19/09/14
117	Dali Lighting Control Commissioning	100	22/09/14	2w	03/10/14
118	HVAC Controls Pre-Commissioning	100	21/08/14	2w	05/09/14
119	Final Environmental Commissioning		05/01/15	2w	16/01/15
120	L6 Zone H (6-509, 6-510, 6-511)	83	27/05/14	32w 1d	16/01/15
121	Smoke Damper testing	100	22/09/14	1w	26/09/14
122	Final Environmental Commissioning		05/01/15	2w	16/01/15
123	L6 Zone E (6-512, 6-513, 6-514)	82	12/05/14	34w 1d	16/01/15
124	Smoke Damper testing	100	22/09/14	1w	26/09/14
125	Dali Lighting Control Commissioning	100	10/09/14	3w 2d	02/10/14
126	Final Environmental Commissioning		05/01/15	2w	16/01/15
127	L6 Zone J (6-506, 6-507, 6-508)	82	12/05/14	34w 1d	16/01/15
128	Smoke Damper testing	100	22/09/14	1w	26/09/14
129	Dali Lighting Control Commissioning	100	27/05/14	3w	09/09/14
130	Final Environmental Commissioning		05/01/15	2w	16/01/15
131	L6 Zone F (6-503, 6-504, 6-505)	83	27/05/14	32w 1d	16/01/15
132	Smoke Damper testing	100	22/09/14	1w	26/09/14
133	Dali Lighting Control Commissioning	100	10/09/14	3w 2d	02/10/14
134	HVAC Controls Pre-Commissioning	100	10/09/14	3w 2d	02/10/14
135	Final Environmental Commissioning		05/01/15	2w	16/01/15
136	L6 Zone K (6-501 - 6-502)	80	10/09/14	17w	16/01/15
137	Smoke Damper testing	100	22/09/14	1w	26/09/14
138	Dali Lighting Control Commissioning	100	10/09/14	3w 2d	02/10/14
139	HVAC Controls Pre-Commissioning	100	10/09/14	3w 2d	02/10/14
140	Final Environmental Commissioning		05/01/15	2w	16/01/15
141	L7 Zone H (7-509, 7-510, 7-511)	83	19/05/14	33w 1d	16/01/15
142	Smoke Damper testing	100	29/09/14	1w	03/10/14
143	Dali Lighting Control Commissioning	100	30/06/14	3w 2d	19/09/14
144	Final Environmental Commissioning		05/01/15	2w	16/01/15
145	L7 Zone E (7-512, 7-513, 7-514)	83	19/05/14	33w 1d	16/01/15
146	Smoke Damper testing	100	29/09/14	1w	03/10/14
147	Dali Lighting Control Commissioning	100	30/06/14	3w 2d	09/10/14
148	Final Environmental Commissioning		05/01/15	2w	16/01/15
149	L7 Zone J (7-506, 7-507, 7-508)	83	27/05/14	32w 1d	16/01/15
150	Smoke Damper testing	100	29/09/14	1w	03/10/14
151	Dali Lighting Control Commissioning	100	30/06/14	3w 2d	20/10/14
152	Final Environmental Commissioning		05/01/15	2w	16/01/15
153	L7 Zone F (7-503, 7-504, 7-505)	83	27/05/14	32w 1d	16/01/15
154	Smoke Damper testing	100	29/09/14	1w	03/10/14
155	Dali Lighting Control Commissioning	100	22/09/14	3w 2d	14/10/14
156	HVAC Controls Pre-Commissioning	100	22/09/14	3w 2d	14/10/14
157	Final Environmental Commissioning		05/01/15	2w	16/01/15
158	L7 Zone K (7-501-7-502)	75	25/08/14	19w 2d	16/01/15
159	Smoke Damper testing	100	29/09/14	1w	03/10/14
160	Dali Lighting Control Commissioning	100	29/09/14	2w	10/10/14
161	HVAC Controls Pre-Commissioning	100	29/09/14	2w	10/10/14
162	Final Environmental Commissioning		05/01/15	2w	16/01/15
163	L8 Zone H (8-509, 8-510, 8-511)	82	02/06/14	31w 2d	16/01/15
164	Smoke Damper testing	100	06/10/14	1w	10/10/14
165	Dali Lighting Control Commissioning	100	06/10/14	3w	24/10/14
166	HVAC Controls Pre-Commissioning	100	06/10/14	3w	24/10/14
167	Final Environmental Commissioning		05/01/15	2w	16/01/15
168	L8 Zone E (8-512, 8-513, 8-514)	83	08/09/14	17w 2d	16/01/15
169	Cable testing & pre-commissioning	100	08/09/14	2w	19/09/14
170	Smoke Damper testing	100	06/10/14	1w	10/10/14
171	Dali Lighting Control Commissioning	100	06/10/14	3w 2d	28/10/14

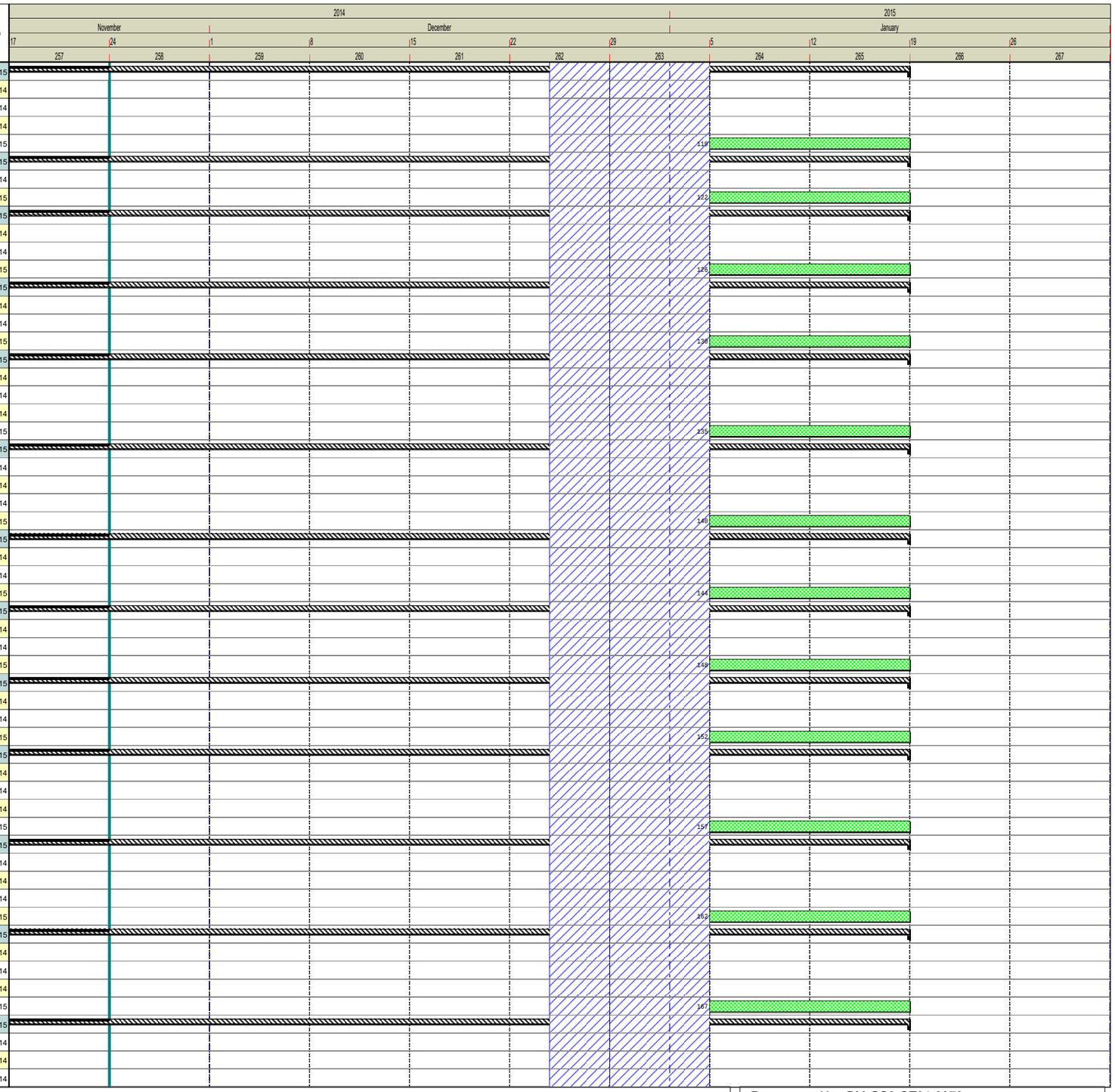

Date of Issue: 01/09/2014 Drawn By: David Wilson
Print Date: 12/12/2014 Page 3 of 15

Comments: Progress at 21/11/14 Week 257

Programme No.: BM-GS3-OT01-0870
Revision: Revision Date: 01/12/2014

File Path: C:\Users\AndrewBe\Desktop\TEMP\Commissionin Programme Plantroom 32-33 Nov 14 week 257.pp

A52756968

Brookfield MULTIPLEX BM Built to outperform.

This programme is strictly for information only, and will not form any part of any resulting Sub-Contract

New South Glasgow Hospital Project

Plantrooms 32 and 33 Towers Commissioning Programme

"This programme is copyright and the property of Brookfield Construction (UK) Ltd and must not be used with out written approval".

NHS Greater Glasgow and Clyde

line no.	activity description	Percent complete	Start	Duration	Finish
172	HVAC Controls Pre-Commissioning	100	06/10/14	3w 2d	28/10/14
173	Final Environmental Commissioning		05/01/15	2w	16/01/15
174	L8 Zone J (8-506, 8-507, 8-508)	83	08/09/14	17w 2d	16/01/15
175	Cable testing & pre-commissioning	100	08/09/14	2w	19/09/14
176	Smoke Damper testing	100	06/10/14	1w	10/10/14
177	Dali Lighting Control Commissioning	100	06/10/14	3w 2d	28/10/14
178	HVAC Controls Pre-Commissioning	100	06/10/14	3w 2d	28/10/14
179	Final Environmental Commissioning		05/01/15	2w	16/01/15
180	L8 Zone F (8-503, 8-504, 8-505)	82	08/09/14	17w 2d	16/01/15
181	Cable testing & pre-commissioning	100	08/09/14	2w	19/09/14
182	Smoke Damper testing	100	06/10/14	1w	10/10/14
183	Dali Lighting Control Commissioning	100	06/10/14	3w	24/10/14
184	HVAC Controls Pre-Commissioning	100	06/10/14	3w	24/10/14
185	Final Environmental Commissioning		05/01/15	2w	16/01/15
186	L8 Zone K (8-501, 8-502)	75	15/09/14	16w 2d	16/01/15
187	Cable testing & pre-commissioning	100	15/09/14	1w	19/09/14
188	Smoke Damper testing	100	06/10/14	1w	10/10/14
189	Dali Lighting Control Commissioning	100	13/10/14	2w	24/10/14
190	HVAC Controls Pre-Commissioning	100	13/10/14	2w	24/10/14
191	Final Environmental Commissioning		05/01/15	2w	16/01/15
192	L9 Zone H (9-509, 9-510, 9-511)	75	22/09/14	15w 2d	16/01/15
193	Cable testing & pre-commissioning	100	22/09/14	2w	03/10/14
194	Smoke Damper testing		24/11/14	1w	28/11/14
195	Dali Lighting Control Commissioning	100	13/10/14	3w 2d	04/11/14
196	HVAC Controls Pre-Commissioning	100	13/10/14	3w 2d	04/11/14
197	Final Environmental Commissioning		05/01/15	2w	16/01/15
198	L9 Zone E (9-512, 9-513, 9-514)	75	22/09/14	15w 2d	16/01/15
199	Cable testing & pre-commissioning	100	22/09/14	2w	03/10/14
200	Smoke Damper testing		24/11/14	1w	28/11/14
201	Dali Lighting Control Commissioning	100	13/10/14	3w 2d	04/11/14
202	HVAC Controls Pre-Commissioning	100	13/10/14	3w 2d	04/11/14
203	Final Environmental Commissioning		05/01/15	2w	16/01/15
204	L9 Zone J (9-506, 9-507, 9-508)	73	22/09/14	15w 2d	16/01/15
205	Cable testing & pre-commissioning	100	22/09/14	2w	03/10/14
206	Smoke Damper testing		24/11/14	1w	28/11/14
207	Dali Lighting Control Commissioning	100	13/10/14	3w	31/10/14
208	HVAC Controls Pre-Commissioning	100	13/10/14	3w	31/10/14
209	Final Environmental Commissioning		05/01/15	2w	16/01/15
210	L9 Zone F (9-503-9-505)	73	22/09/14	15w 2d	16/01/15
211	Cable testing & pre-commissioning	100	22/09/14	2w	03/10/14
212	Smoke Damper testing		24/11/14	1w	28/11/14
213	Dali Lighting Control Commissioning	100	13/10/14	3w	31/10/14
214	HVAC Controls Pre-Commissioning	100	13/10/14	3w	31/10/14
215	Final Environmental Commissioning		05/01/15	2w	16/01/15
216	L9 Zone K (9-501-9-502)	57	20/10/14	11w 2d	16/01/15
217	Smoke Damper testing		24/11/14	1w	28/11/14
218	Dali Lighting Control Commissioning	100	20/10/14	2w	31/10/14
219	HVAC Controls Pre-Commissioning	100	20/10/14	2w	31/10/14
220	Final Environmental Commissioning		05/01/15	2w	16/01/15
221	L10 Zone H (10-509, 10-510, 10-511)	75	29/09/14	14w 2d	16/01/15
222	Cable testing & pre-commissioning	100	29/09/14	2w	10/10/14
223	Smoke Damper testing		01/12/14	1w	05/12/14
224	Dali Lighting Control Commissioning	100	15/10/14	3w 2d	06/11/14
225	HVAC Controls Pre-Commissioning	100	15/10/14	3w 2d	06/11/14
226	Final Environmental Commissioning		05/01/15	2w	16/01/15
227	L10 Zone E (10-512, 10-513, 10-514)	75	29/09/14	14w 2d	16/01/15
228	Cable testing & pre-commissioning	100	29/09/14	2w	10/10/14

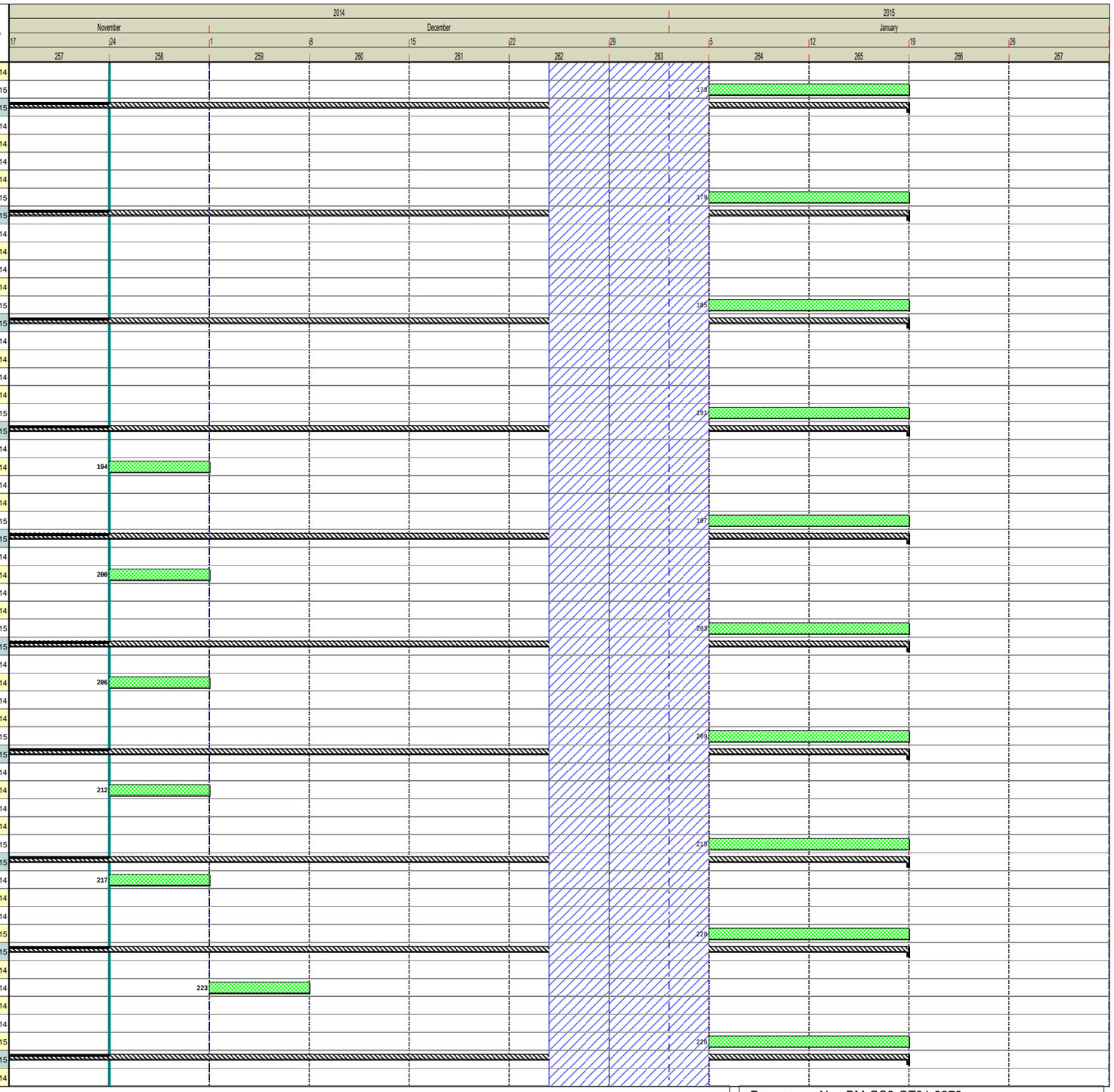

Date of Issue: 01/09/2014 Drawn By: David Wilson
Print Date: 12/12/2014 Page 4 of 15

Comments: Progress at 21/11/14 Week 257

Programme No.: BM-GS3-OT01-0870
Revision: Revision Date: 01/12/2014

File Path: C:\Users\AndrewBe\Desktop\TEMP\Commissionin Programme Plantroom 32-33 Nov 14 week 257.pp

A52756968

Brookfield MULTIPLEX Built to outperform. BM

This programme is strictly for information only, and will not form any part of any resulting Sub-Contract

New South Glasgow Hospital Project

Plantrooms 32 and 33 Towers Commissioning Programme

"This programme is copyright and the property of Brookfield Construction (UK) Ltd and must not be used with out written approval".

NHS Greater Glasgow and Clyde

line no.	activity description	Percent complete	Start	Duration	Finish
229	Smoke Damper testing		01/12/14	1w	05/12/14
230	Dali Lighting Control Commissioning	100	15/10/14	3w 2d	06/11/14
231	HVAC Controls Pre-Commissioning	100	15/10/14	3w 2d	06/11/14
232	Final Environmental Commissioning		05/01/15	2w	16/01/15
233	L10 Zone J (10-506, 10-507, 10-508)	75	29/09/14	14w 2d	16/01/15
234	Cable testing & pre-commissioning	100	29/09/14	2w	10/10/14
235	Smoke Damper testing		01/12/14	1w	05/12/14
236	Dali Lighting Control Commissioning	100	15/10/14	3w 2d	06/11/14
237	HVAC Controls Pre-Commissioning	100	15/10/14	3w 2d	06/11/14
238	Final Environmental Commissioning		05/01/15	2w	16/01/15
239	L10 Zone F (10-503-10-505)	75	29/09/14	14w 2d	16/01/15
240	Cable testing & pre-commissioning	100	29/09/14	2w	10/10/14
241	Smoke Damper testing		01/12/14	1w	05/12/14
242	Dali Lighting Control Commissioning	100	15/10/14	3w 2d	06/11/14
243	HVAC Controls Pre-Commissioning	100	15/10/14	3w 2d	06/11/14
244	Final Environmental Commissioning		05/01/15	2w	16/01/15
245	L10 Zone K (10-501-10-502)	57	20/10/14	11w 2d	16/01/15
246	Smoke Damper testing		01/12/14	1w	05/12/14
247	Dali Lighting Control Commissioning	100	20/10/14	2w	31/10/14
248	HVAC Controls Pre-Commissioning	100	20/10/14	2w	31/10/14
249	Final Environmental Commissioning		05/01/15	2w	16/01/15
250	L11 Zone H (11-509, 11-510, 11-511)	73	06/10/14	13w 2d	16/01/15
251	Cable testing & pre-commissioning	100	06/10/14	2w	17/10/14
252	Smoke Damper testing		01/12/14	1w	05/12/14
253	Dali Lighting Control Commissioning	100	29/10/14	3w	18/11/14
254	HVAC Controls Pre-Commissioning	100	29/10/14	3w	18/11/14
255	Final Environmental Commissioning		05/01/15	2w	16/01/15
256	L11 Zone E (11-512, 11-513, 11-514)	73	06/10/14	13w 2d	16/01/15
257	Cable testing & pre-commissioning	100	06/10/14	2w	17/10/14
258	Smoke Damper testing		01/12/14	1w	05/12/14
259	Dali Lighting Control Commissioning	100	29/10/14	3w	18/11/14
260	HVAC Controls Pre-Commissioning	100	29/10/14	3w	18/11/14
261	Final Environmental Commissioning		05/01/15	2w	16/01/15
262	L11 Zone J (11-506, 11-507, 11-508)	73	06/10/14	13w 2d	16/01/15
263	Cable testing & pre-commissioning	100	06/10/14	2w	17/10/14
264	Smoke Damper testing		01/12/14	1w	05/12/14
265	Dali Lighting Control Commissioning	100	29/10/14	3w	18/11/14
266	HVAC Controls Pre-Commissioning	100	29/10/14	3w	18/11/14
267	Final Environmental Commissioning		05/01/15	2w	16/01/15
268	L11 Zone F&K (11-501-11-505)	54	06/10/14	13w 2d	16/01/15
269	Cable testing & pre-commissioning	100	06/10/14	2w	17/10/14
270	Smoke Damper testing		08/12/14	1w	12/12/14
271	Dali Lighting Control Commissioning	66	29/10/14	3w	08/12/14
272	HVAC Controls Pre-Commissioning	66	29/10/14	3w	08/12/14
273	Final Environmental Commissioning		05/01/15	2w	16/01/15
274	L12 Plantrooms 121,	50	28/07/14	20w	12/12/14
275	Smoke Damper testing		08/12/14	1w	12/12/14
276	Dali Lighting Control Commissioning	33	17/11/14	3w	05/12/14
277	L12 Plantrooms 122	50	28/07/14	20w	12/12/14
278	Smoke Damper testing		08/12/14	1w	12/12/14
279	Dali Lighting Control Commissioning	33	17/11/14	3w	05/12/14
280	L12 Plantrooms 123	50	04/08/14	19w	12/12/14
281	Smoke Damper testing		08/12/14	1w	12/12/14
282	Dali Lighting Control Commissioning	33	17/11/14	3w	05/12/14
283	L12 Plantrooms 124	50	04/08/14	19w	12/12/14
284	Smoke Damper testing		08/12/14	1w	12/12/14
285	Dali Lighting Control Commissioning	33	17/11/14	3w	05/12/14

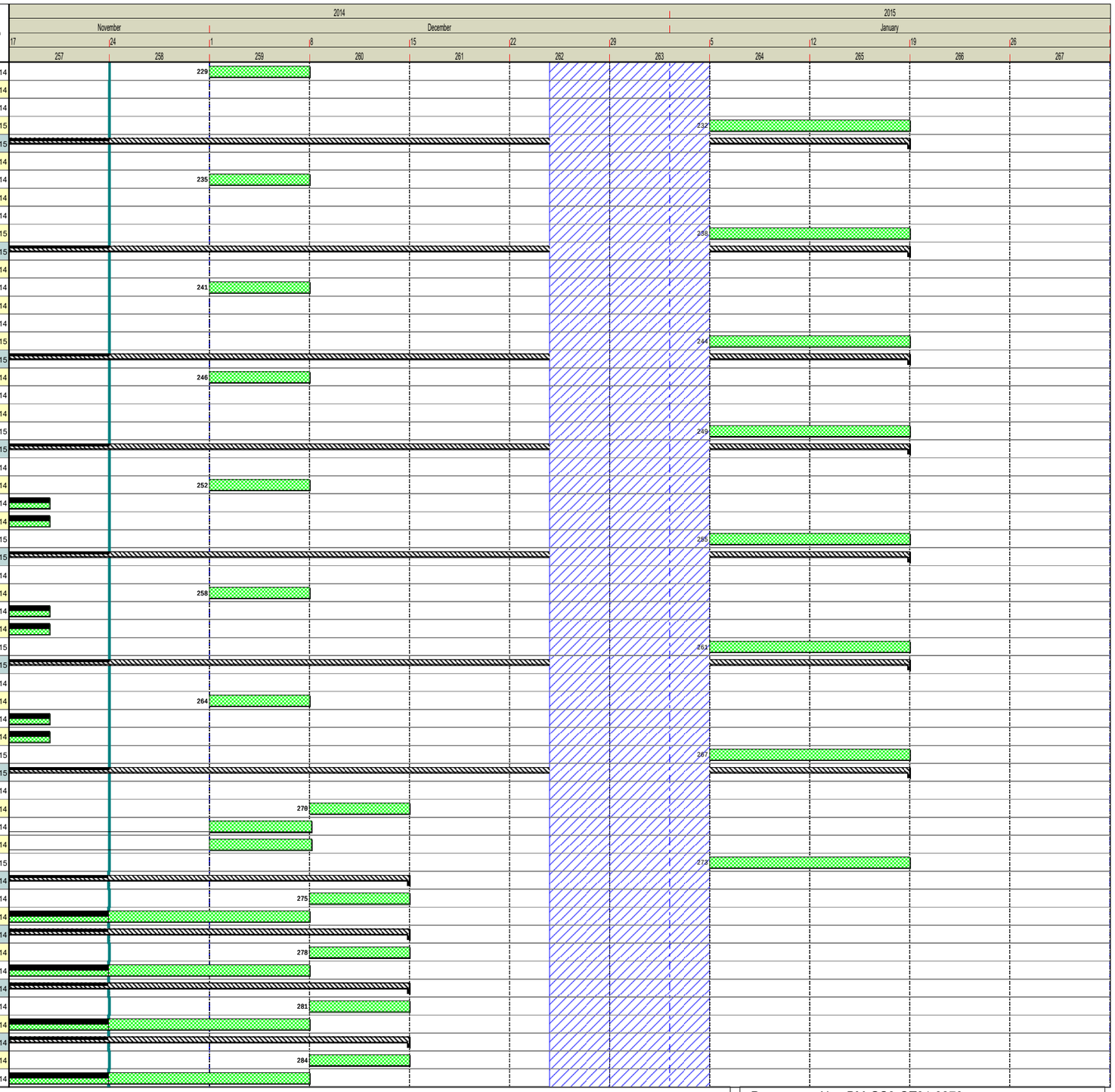

Date of Issue: 01/09/2014 Drawn By: David Wilson
Print Date: 12/12/2014 Page 5 of 15

Comments: Progress at 21/11/14 Week 257

Programme No.: BM-GS3-OT01-0870
Revision: Revision Date: 01/12/2014

File Path: C:\Users\AndrewBe\Desktop\TEMP\Commissionin Programme Plantroom 32-33 Nov 14 week 257.pp

A52756968

Brookfield MULTIPLEX Built to outperform. BM

This programme is strictly for information only, and will not form any part of any resulting Sub-Contract

New South Glasgow Hospital Project

Plantrooms 32 and 33 Towers Commissioning Programme

"This programme is copyright and the property of Brookfield Construction (UK) Ltd and must not be used with out written approval".

NHS Greater Glasgow and Clyde

line no.	activity description	Percent complete	Start	Duration	Finish
286	Fire Alarms	100	07/10/13	58w 1d	28/11/14
287	L3 Panel 57 Loop 1& 2 ZJ&F (3-501, 3-502)	100	12/05/14	24w 4d	31/10/14
288	Local Cause & Effect Test	100	27/10/14	1w	31/10/14
289	L2 Panel 58 Loop 1&2 ZJ (2-529 - 2-533)	100	04/12/13	45w 4d	31/10/14
290	Local Cause & Effect Test	100	27/10/14	1w	31/10/14
291	L1 Panel 60 Loop 1&2 ZH/J 1(1-531, 1-532, 1-539)	100	07/10/13	55w 1d	07/11/14
292	Local Cause & Effect Test	100	03/11/14	1w	07/11/14
293	L1 Panel 59 Loop 1&2 ZJ (1-537, 1-538)	100	21/10/13	53w 1d	07/11/14
294	Local Cause & Effect Test	100	03/11/14	1w	07/11/14
295	L0 Panel 62 Loop 1&2 ZH& J (0-506, 0-539, 0-540)	100	20/01/14	41w 2d	07/11/14
296	Device loop test & local programming	100	16/06/14	1w	23/09/14
297	Sounder level checks	100	29/10/14	3d	31/10/14
298	Local Cause & Effect Test	100	03/11/14	1w	07/11/14
299	L0 Panel 61 Loop 1&2 ZJ&F (0-502, 0-537, 0-538)	100	02/06/14	23w	07/11/14
300	Device loop test & local programming	100	06/10/14	1w	10/10/14
301	Sounder level checks	100	29/10/14	3d	31/10/14
302	Local Cause & Effect Test	100	03/11/14	1w	07/11/14
303	L1- Panel 54 loop 1+2 (1-501,502,503,504)	100	16/06/14	21w	07/11/14
304	Device loop test & local programming	100	23/10/14	1w	29/10/14
305	Sounder level checks	100	27/10/14	1w	31/10/14
306	Local Cause & Effect Test	100	03/11/14	1w	07/11/14
307	L4 Panel 34 Loop 1&2 (4-502,4-503-505, 4-506-4-508)	100	11/03/14	37w 1d	28/11/14
308	Local Cause & Effect Test	100	24/11/14	1w	28/11/14
309	L4 Panel 55 Loop 1&2 (4-501,4-509 - 4-514)	100	20/01/14	42w 2d	14/11/14
310	Local Cause & Effect Test	100	10/11/14	1w	14/11/14
311	L5 Panel 35 Loop 1&2 (5-502, 5-503-508)	100	04/03/14	37w 4d	26/11/14
312	Local Cause & Effect Test	100	20/11/14	1w	26/11/14
313	L5 Panel 53 Loop 1&2 (5-501,5-509-514)	100	04/02/14	40w 1d	14/11/14
314	Local Cause & Effect Test	100	10/11/14	1w	14/11/14
315	L5 Panel 52 Loop 1&2 Bridges 4/5/6/7	100	30/06/14	22w	28/11/14
316	Device loop test & local programming	100	08/09/14	1w	12/09/14
317	Sounder level checks	100	15/09/14	3d	17/09/14
318	Local Cause & Effect Test	100	24/11/14	1w	28/11/14
319	L6 Panel 37 Loop 1&2 (6-502, 6-503-508)	100	24/03/14	35w 2d	28/11/14
320	Local Cause & Effect Test	100	24/11/14	1w	28/11/14
321	L6 Panel 51 Loop 1&2 (6-501,6-509-514)	100	10/03/14	35w 2d	14/11/14
322	Cable Test	100	10/11/14	1w	14/11/14
323	L7 Panel 38 Loop 1&2 (7-502, 7-503-508)	100	14/04/14	32w 3d	28/11/14
324	Local Cause & Effect Test	100	24/11/14	1w	28/11/14
325	L7 Panel 50 loop 1&2 (7-501,7-509-514)	100	17/03/14	34w 2d	14/11/14
326	Local Cause & Effect Test	100	10/11/14	1w	14/11/14
327	L8 Panel 39 Loop 1&2 (8-502, 8-503-508)	100	09/06/14	26w	05/12/14
328	Local Cause & Effect Test	100	01/12/14	1w	05/12/14
329	L8 Panel 49 loop 1&2 (8-501,8-509-514)	100	08/04/14	32w 2d	21/11/14
330	Local Cause & Effect Test	100	17/11/14	1w	21/11/14
331	L9 Panel 40 Loop 1&2 (9-502, 9-503-508)	100	16/06/14	25w	05/12/14
332	Device loop test & local programming	100	01/09/14	1w	05/09/14
333	Sounder level checks	100	26/11/14	3d	28/11/14
334	Local Cause & Effect Test	100	01/12/14	1w	05/12/14
335	L9 Panel 48 loop 1&2 (9-501,9-509-514)	100	29/04/14	29w 2d	21/11/14
336	Local Cause & Effect Test	100	17/11/14	1w	21/11/14
337	L9 Panel 47 loop 1&2 Bridges 8/9/10/11	100	20/08/14	15w 3d	05/12/14
338	Device loop test & local programming	100	29/09/14	1w	03/10/14
339	Sounder level checks	100	06/10/14	3d	08/10/14
340	Local Cause & Effect Test	100	01/12/14	1w	05/12/14
341	L10 Panel 41 Loop 1&2 (10-502, 10-503-508)	100	23/06/14	24w	05/12/14
342	Device loop test & local programming	100	25/09/14	1w	01/10/14

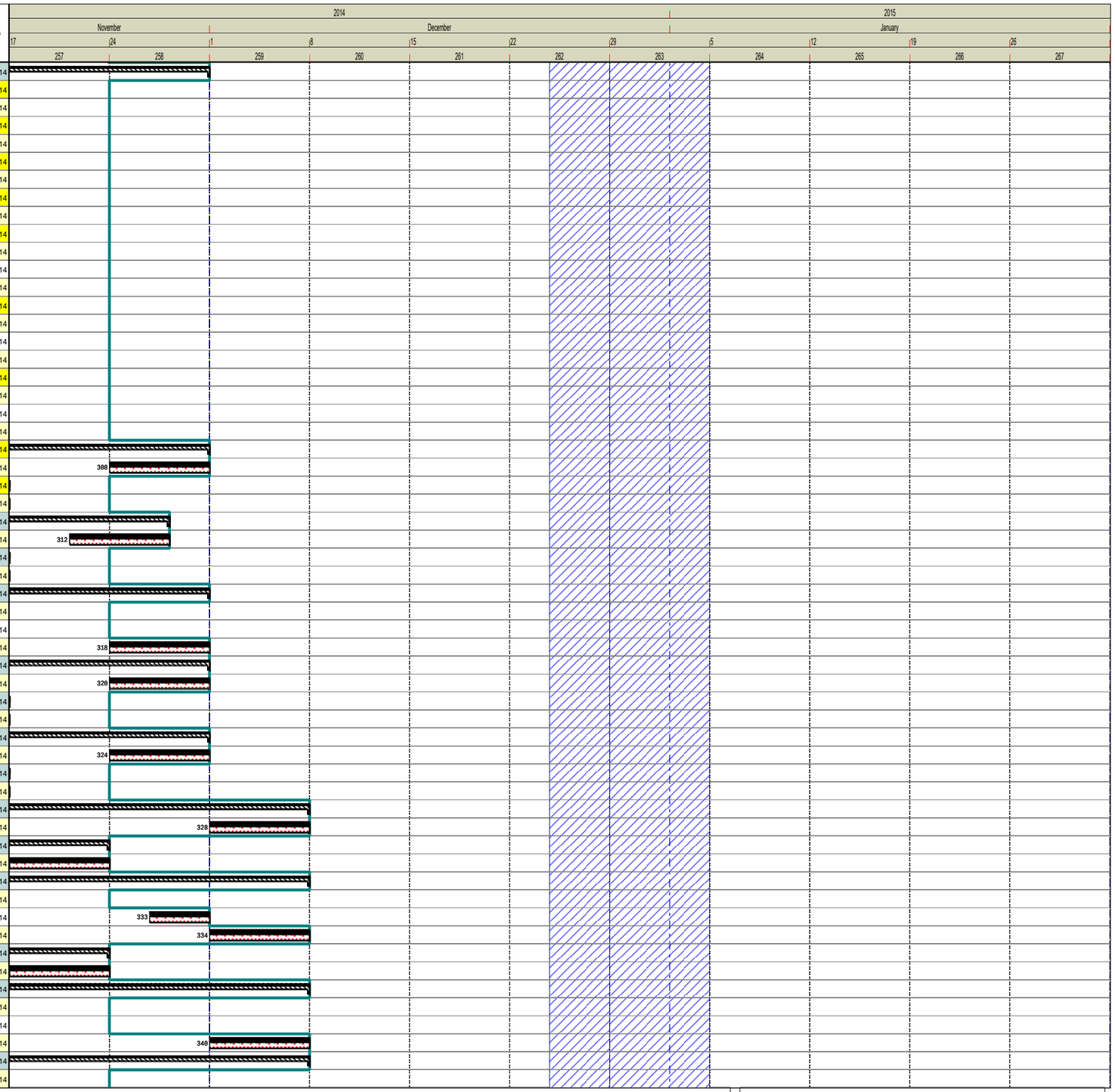

Date of Issue: 01/09/2014 Drawn By: David Wilson
Print Date: 12/12/2014 Page 6 of 15

Comments: Progress at 21/11/14 Week 257

Programme No.: BM-GS3-OT01-0870
Revision: Revision Date: 01/12/2014

File Path: C:\Users\AndrewBe\Desktop\TEMP\Commissionin Programme Plantroom 32-33 Nov 14 week 257.pp

A52756968

Brookfield MULTIPLEX BM Built to outperform.

This programme is strictly for information only, and will not form any part of any resulting Sub-Contract

New South Glasgow Hospital Project

Plantrooms 32 and 33 Towers Commissioning Programme

"This programme is copyright and the property of Brookfield Construction (UK) Ltd and must not be used with out written approval".

NHS Greater Glasgow and Clyde

line no.	activity description	Percent complete	Start	Duration	Finish
343	Sounder level checks	100	02/10/14	3d	06/10/14
344	Local Cause & Effect Test	100	01/12/14	1w	05/12/14
345	L10 Panel 46 loop 1&2 (10-501, 10-509-514)	100	27/05/14	25w 4d	21/11/14
346	Device loop test & local programming	100	08/09/14	1w	12/09/14
347	Sounder level checks	100	15/09/14	3d	17/09/14
348	Local Cause & Effect Test	100	17/11/14	1w	21/11/14
349	L11 Panel 42 Loop 1&2 (11-503-505, 11-512-514)	100	23/06/14	24w	05/12/14
350	Device loop test & local programming	100	25/09/14	1w	01/10/14
351	Sounder level checks	100	02/10/14	3d	06/10/14
352	Local Cause & Effect Test	100	01/12/14	1w	05/12/14
353	L11 Panel 45 loop 1&2 (11-506-511)	100	21/07/14	18w	21/11/14
354	Device loop test & local programming	100	14/10/14	1w	20/10/14
355	Sounder level checks	100	21/10/14	3d	23/10/14
356	Local Cause & Effect Test	100	17/11/14	1w	21/11/14
357	L12 Panel 43 (prm 122,prm 124)	72	23/06/14	24w	05/12/14
358	Device loop test & local programming	100	14/10/14	1w	20/10/14
359	Sounder level checks	100	21/10/14	3d	23/10/14
360	Local Cause & Effect Test		01/12/14	1w	05/12/14
361	L12 Panel 44 (prm 121,123)	72	09/06/14	26w	05/12/14
362	Device loop test & local programming	100	14/10/14	1w	20/10/14
363	Sounder level checks	100	21/10/14	3d	23/10/14
364	Local Cause & Effect Test		01/12/14	1w	05/12/14
365	IT/Data	100	09/09/13	51w	11/09/14
366	Level 4 -Level 11	100	07/01/14	35w	11/09/14
367	Hub 150 & 152 Test & Label (7-503-505, 512-514)	100	31/03/14	1w 1d	01/09/14
368	Hub 151 & 153 Test & label (7-506- 7-511)	100	17/03/14	1w 1d	01/09/14
369	Hub 154 & 156 Test & Label (8-503-505, 512-514)	100	28/04/14	1w 1d	01/09/14
370	Hub 155 & 157 Test & label (8-506- 8-511)	100	08/04/14	1w 1d	02/09/14
371	Hub 158 & 160 Test & Label (9-503-505, 512-514)	100	19/05/14	1w 1d	02/09/14
372	Hub 159 & 161 Test & label (9-506- 9-511)	100	19/05/14	1w 1d	02/09/14
373	Hub 166 & 168 Test & Label (11-503-505, 512-514)	100	16/06/14	1w 1d	11/09/14
374	Hub 167 & 169 Test & label (11-506- 11-511)	100	09/06/14	1w 1d	11/09/14
375	Security	92	09/06/14	27w	12/12/14
376	Level 2 Zone K/F (2-501, 505,506,507) (Hub 129)	75	30/06/14	22w 1d	01/12/14
377	Access Control Commissioning	50	01/07/14	2d	01/12/14
378	Video Door Entry Commissioning	50	08/07/14	2d	01/12/14
379	Level 1 Zone J (Hub 122)	100	09/06/14	14w 2d	16/09/14
380	Access Control Commissioning	100	11/06/14	2d	15/09/14
381	Video Door Entry Commissioning	100	16/09/14	1d	16/09/14
382	Level 0 Zone J (Hub 111)	98	10/07/14	22w 2d	12/12/14
383	Access Control Commissioning	90	22/09/14	2d	12/12/14
384	Video Door Entry Commissioning	100	24/09/14	1d	24/09/14
385	Level 4 (All Areas)	100	01/09/14	6w	10/10/14
386	CCTV Camera Commissioning	100	22/09/14	1w	26/09/14
387	Access Control Commissioning	100	15/09/14	1w	19/09/14
388	Panic Alarm Commissioning	100	01/09/14	1w	05/09/14
389	Video Door Entry Commissioning	100	06/10/14	1w	10/10/14
390	Level 5 (All Areas)	100	08/09/14	6w	17/10/14
391	CCTV Camera Commissioning	100	15/09/14	1w	19/09/14
392	Access Control Commissioning	100	22/09/14	1w	26/09/14
393	Panic Alarm Commissioning	100	08/09/14	1w	12/09/14
394	Video Door Entry Commissioning	100	13/10/14	1w	17/10/14
395	Level 6 (All Areas)	95	15/09/14	12w 1d	08/12/14
396	CCTV Camera Commissioning	90	29/09/14	1w	08/12/14
397	Access Control Commissioning	90	06/10/14	1w	08/12/14
398	Panic Alarm Commissioning	100	15/09/14	1w	19/09/14
399	Video Door Entry Commissioning	100	20/10/14	1w	24/10/14

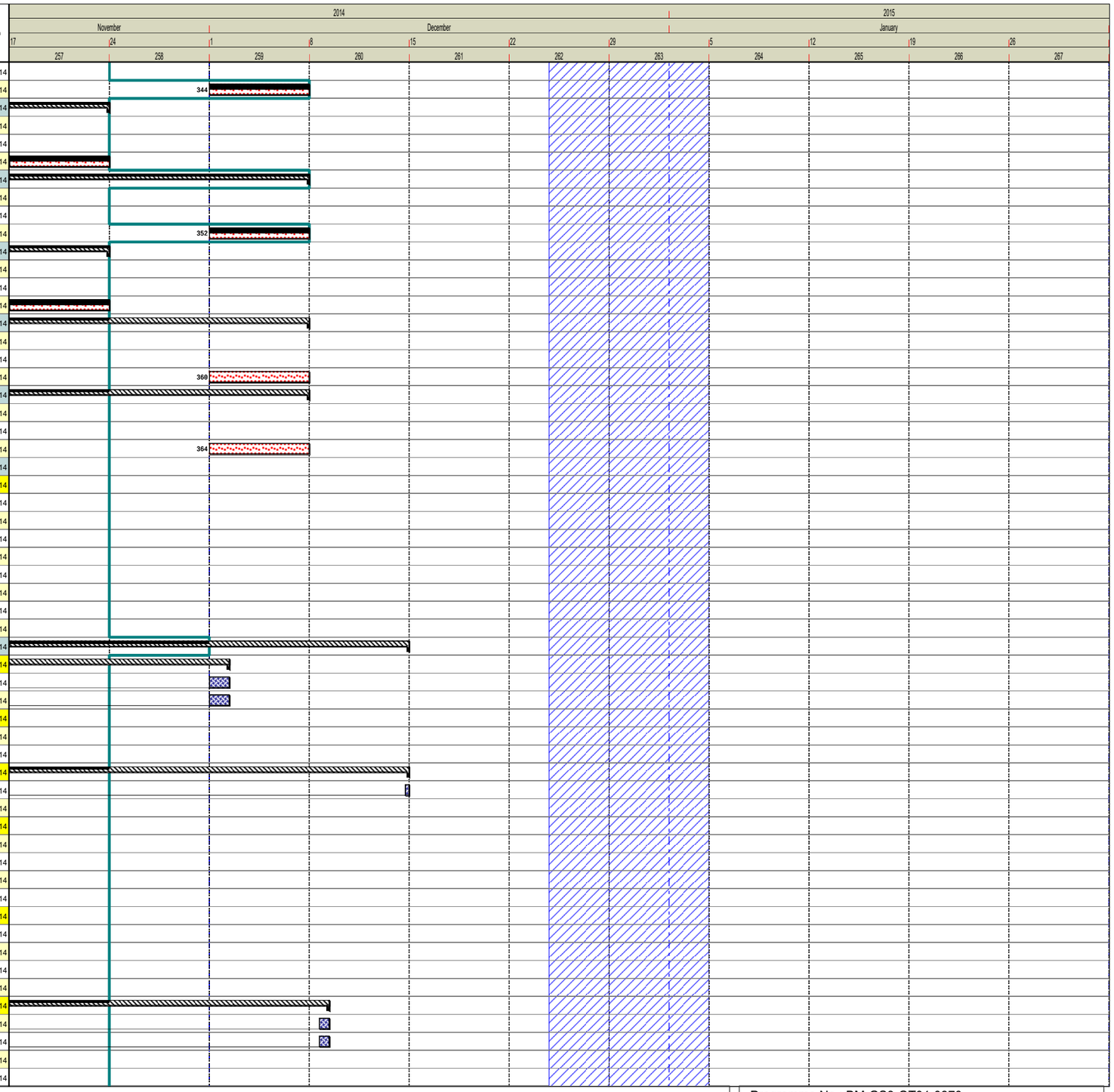

Date of Issue: 01/09/2014 Drawn By: David Wilson
Print Date: 12/12/2014 Page 7 of 15

Comments: Progress at 21/11/14 Week 257

Programme No.: BM-GS3-OT01-0870
Revision: Revision Date: 01/12/2014

File Path: C:\Users\AndrewBe\Desktop\TEMP\Commissionin Programme Plantroom 32-33 Nov 14 week 257.pp

A52756968

Brookfield MULTIPLEX BM Built to outperform.

This programme is strictly for information only, and will not form any part of any resulting Sub-Contract

New South Glasgow Hospital Project

Plantrooms 32 and 33 Towers Commissioning Programme

"This programme is copyright and the property of Brookfield Construction (UK) Ltd and must not be used with out written approval".

NHS Greater Glasgow and Clyde

line no.	activity description	Percent complete	Start	Duration	Finish
400	Level 7 (All Areas)	93	22/09/14	11w	05/12/14
401	CCTV Camera Commissioning	80	06/10/14	1w	05/12/14
402	Access Control Commissioning	90	13/10/14	1w	05/12/14
403	Panic Alarm Commissioning	100	22/09/14	1w	26/09/14
404	Video Door Entry Commissioning	100	27/10/14	1w	31/10/14
405	Level 8 (All Areas)	90	29/09/14	9w 4d	04/12/14
406	CCTV Camera Commissioning	80	13/10/14	1w	04/12/14
407	Access Control Commissioning	80	20/10/14	1w	04/12/14
408	Panic Alarm Commissioning	100	29/09/14	1w	03/10/14
409	Video Door Entry Commissioning	100	03/11/14	1w	07/11/14
410	Level 9 (All Areas)	100	06/10/14	6w	14/11/14
411	CCTV Camera Commissioning	100	20/10/14	1w	24/10/14
412	Access Control Commissioning	100	27/10/14	1w	31/10/14
413	Panic Alarm Commissioning	100	06/10/14	1w	10/10/14
414	Video Door Entry Commissioning	100	10/11/14	1w	14/11/14
415	Level 10 (All Areas)	63	13/10/14	7w 3d	03/12/14
416	CCTV Camera Commissioning	50	27/10/14	1w	03/12/14
417	Access Control Commissioning	50	03/11/14	1w	03/12/14
418	Panic Alarm Commissioning	100	13/10/14	1w	17/10/14
419	Video Door Entry Commissioning	50	17/11/14	1w	03/12/14
420	Level 11 (All Areas)	88	20/10/14	7w	05/12/14
421	CCTV Camera Commissioning	70	03/11/14	1w	05/12/14
422	Access Control Commissioning	80	10/11/14	1w	05/12/14
423	Panic Alarm Commissioning	100	20/10/14	1w	24/10/14
424	Video Door Entry Commissioning	100	24/11/14	1w	28/11/14
425	Nurse Call	94	13/01/14	47w 4d	16/12/14
426	Level 0	84	24/02/14	41w	10/12/14
427	Ground Floor - ZF, ZK (0-501, 0-502, 0-503)		08/12/14	3d	10/12/14
428	Level 5	100	01/08/14	7w 1d	19/09/14
429	Fifth floor - ZF,ZK MEDICINE WARD A (5-503,5-504,5-505,5-501,5-502)	100	15/09/14	1w	19/09/14
430	Level 6	100	15/09/14	2w	26/09/14
431	Sixth Floor - ZF, ZK RHEUMATOLOGY WARD 01 (6-503,-6-504,6-505,6-501,6-502)	100	15/09/14	1w	19/09/14
432	Sixth floor - ZJ, ZK Medicine war 02 (6-505,6-506,6-507,6-508,6-501)	100	15/09/14	1w	19/09/14
433	Sixth Floor - ZH,ZK MEDICINE WARD 03 (6-509,6-510,6-511,6-501,6-502)	100	22/09/14	1w	26/09/14
434	Sixth Floor - ZE, ZK MEDICINE WARD 04 (6-512,6-513,6-514,6-502)	100	22/09/14	1w	26/09/14
435	Level 7	95	29/09/14	9w 1d	02/12/14
436	Seventh Floor - ZF, ZK MEDICINE WARD 05 (7-503,7-504,7-505,7-501,7-502)	95	29/09/14	1w	01/12/14
437	Seventh Floor - ZJ, ZK MEDICINE WARD 06 (7-505-,7-506,7-507,7-508M7-501)	95	29/09/14	1w	01/12/14
438	Seventh Floor - ZH, ZK MEDICINE WARD 07 (7-509,7-510,7-511,7-501,7-502)	95	29/09/14	1w	02/12/14
439	Seventh Floot - ZE, ZK MEDICINE WRD 08 (7-512,7-513,7-514,7-502)	95	06/10/14	1w	02/12/14
440	Level 8	95	06/10/14	8w 3d	04/12/14
441	Eighth Floor - ZF, ZK MEDICINE WARD 09 (8-503,8-504,8-505,8-501,8-502)	95	06/10/14	1w	03/12/14
442	Eighth Floor - ZK,ZK MEDICINE WARD 10 (8-505,8-506,8-507,8-508,8-501)	95	06/10/14	1w	03/12/14
443	Eighth Floor - ZH, ZK MEDICINE WARD 11 (8-509,8-510,8-511,8-501,8-502)	95	13/10/14	1w	04/12/14
444	Eighth Floor - ZE,ZK MEDICINE WARD 12 (8-512,8-513,8-514,8-502)	95	13/10/14	1w	04/12/14
445	Level 9	95	13/10/14	8w 1d	09/12/14
446	Ninth FlooR - ZF, ZK MEDICINE WARD 13 (9-503,9-504,9-505,9-501,9-502)	95	13/10/14	1w	08/12/14
447	Ninth Floor - ZJ,ZK MEDICINE WARD 14 (9-505,9-506,9-507,9-508,9-501)	95	20/10/14	1w	08/12/14
448	Ninth Floor - ZH, ZK MEDICINE WARD 15 (9-509,9-510,9-511,9-501,9-502)	95	20/10/14	1w	09/12/14
449	Ninth Floor - ZE,ZK MEDICINE WARD 16 (9-512,9-513,9-514,9-502)	95	20/10/14	1w	09/12/14
450	Level 10	95	27/10/14	6w 3d	11/12/14
451	Tenth Floor - ZF ZK SURGERY WARD 17 (10-503,10-504,10-505,10-501,10-502)	95	27/10/14	1w	10/12/14
452	Tenth Floor - ZJ,ZK SURGERY WARD 18 (10-505,10-506,10-507,10-508,10-501)	95	27/10/14	1w	10/12/14
453	Tenth Floor - ZH,ZK SURGERY WARD 19 (10-509, 10-510,10-511,10-501,10-502)	95	27/10/14	1w	11/12/14
454	Tenth Floor - ZE,ZK SURGERY WARD 20 (10-512,10-513,10-514,10-502)	95	03/11/14	1w	11/12/14
455	Level 11	73	03/11/14	6w 2d	16/12/14
456	Eleventh Floor - ZF, ZK SURGERY WARD 21 (11-503,11-504,11-505,11-501,11-501)	50	03/11/14	1w	16/12/14

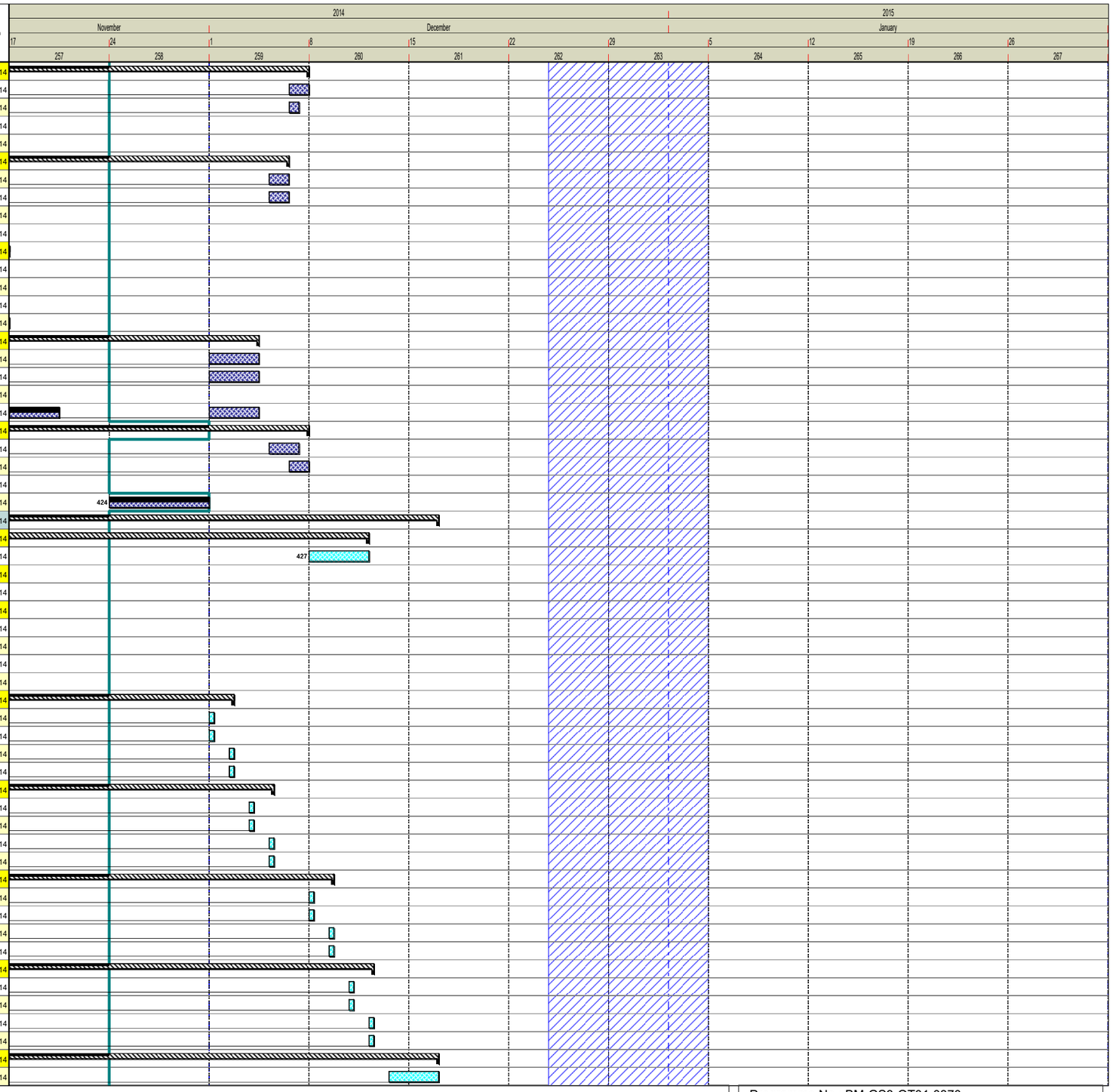

Date of Issue: 01/09/2014 Drawn By: David Wilson
Print Date: 12/12/2014 Page 8 of 15

Comments: Progress at 21/11/14 Week 257

Programme No.: BM-GS3-OT01-0870
Revision: Revision Date: 01/12/2014

File Path: C:\Users\AndrewBe\Desktop\TEMP\Commissionin Programme Plantroom 32-33 Nov 14 week 257.pp

A52756968

Brookfield MULTIPLEX BM Built to outperform.

This programme is strictly for information only, and will not form any part of any resulting Sub-Contract

New South Glasgow Hospital Project

Plantrooms 32 and 33 Towers Commissioning Programme

"This programme is copyright and the property of Brookfield Construction (UK) Ltd and must not be used with out written approval".

NHS Greater Glasgow and Clyde

line no.	activity description	Percent complete	Start	Duration	Finish
457	Eleventh Floor - ZJ, ZK SURGERY WARD 22 (11-505,11-506,11-507,11-508,11-501)	50	03/11/14	1w	16/12/14
458	Eleventh Floor - ZH ZK SURGERY WARD 23 (11-509,11-510,11-511,11-501,55-502)	95	10/11/14	1w	16/12/14
459	Eleventh Floor - ZE ZK ENT WARD 24 (11-512-11-513,11-514,11-502)	95	10/11/14	1w	16/12/14
460	Building Management System	62	27/05/14	28w 4d	12/12/14
461	Prm 32 Vent	83	27/05/14	28w 4d	12/12/14
462	Pre-Commissioning	100	27/05/14	4w	19/09/14
463	Commissioning	50	22/09/14	2w	12/12/14
464	Plantroom 32 Wet	100	27/05/14	20w 4d	17/10/14
465	Pre-Commissioning	100	27/05/14	4w 4d	08/10/14
466	Commissioning	100	07/07/14	2w 2d	17/10/14
467	Plantroom 33 Vent	88	02/06/14	26w 4d	05/12/14
468	Pre-Commissioning	100	02/06/14	4w 1d	16/10/14
469	Commissioning	66	16/10/14	2w 2d	05/12/14
470	Plantroom 33 Wet	100	02/06/14	20w	17/10/14
471	Commissioning	100	06/10/14	2w	17/10/14
472	Plantroom 121 Vent	25	30/06/14	24w	12/12/14
473	Pre-Commissioning	25	30/06/14	4w	12/12/14
474	Commissioning	25	17/11/14	3w	12/12/14
475	Plantroom 122 Vent	25	11/08/14	18w	12/12/14
476	Pre-Commissioning	25	11/08/14	4w	12/12/14
477	Commissioning	25	17/11/14	4w	12/12/14
478	Plantroom 123 Vent	43	11/08/14	17w	05/12/14
479	Pre-Commissioning	50	11/08/14	4w	05/12/14
488	Commissioning	33	17/11/14	3w	05/12/14
481	Plantroom 124 Vent	43	14/07/14	21w	05/12/14
482	Pre-Commissioning	50	14/07/14	4w	05/12/14
483	Commissioning	33	17/11/14	3w	05/12/14
484	Medical Gas (1st Fix & Anti-Confusion)	100	16/12/13	38w 2d	22/09/14
485	Level 1	100	01/09/14	1w	05/09/14
486	Level 1 Zone J (1-537, 1-538, 1-539)	100	01/09/14	1w	05/09/14
487	Level 5	100	27/01/14	32w 3d	15/09/14
488	Level 5 Zone E (5-512 - 5-514)	100	14/07/14	1w	15/09/14
489	Level 5 Zone F (5-503-5-505)	100	14/07/14	1w	10/09/14
490	Level 6	100	10/02/14	30w 4d	16/09/14
491	Level 6 Zone E (6-512 - 6-514)	100	21/07/14	1w	15/09/14
492	Level 6 Zone F (6-503-6-505)	100	28/07/14	1w	16/09/14
493	Level 7	100	17/02/14	29w 3d	15/09/14
494	Level 7 Zone E (7-512 - 7-514)	100	28/07/14	1w	15/09/14
495	Level 7 Zone F (7-503-7-505)	100	04/08/14	1w	15/09/14
496	Level 8	100	08/04/14	23w 3d	22/09/14
497	Level 8 Zone E (8-512 - 8-514)	100	04/08/14	1w	15/09/14
498	Level 8 Zone F (8-503-8-505)	100	16/09/14	1w	22/09/14
499	Level 9	100	14/04/14	22w 4d	22/09/14
500	Level 9 Zone E (9-512 - 9-514)	100	15/09/14	1w	19/09/14
501	Level 9 Zone F (9-503-9-505)	100	16/09/14	1w	22/09/14
502	Level 10	100	28/04/14	20w 4d	22/09/14
503	Level 10 Zone E (10-512 - 10-514)	100	15/09/14	1w	19/09/14
504	Level 10 Zone F (10-503-10-505)	100	16/09/14	1w	22/09/14
505	Level 11	100	12/05/14	19w	22/09/14
506	Level 11 Zone E (11-512 - 11-514)	100	15/09/14	1w	19/09/14
507	Level 11 Zone F (11-503-11-505)	100	16/09/14	1w	22/09/14
508	Sprinklers	100	03/03/14	30w 2d	03/10/14
509	Basement	100	15/09/14	3w	03/10/14
510	Zone B01(505 509)	100	15/09/14	1w	19/09/14
511	Zone B02(504, 505,509,511)	100	22/09/14	1w	26/09/14
512	Zone B03(501, 503,510)	100	29/09/14	1w	03/10/14
513	Inst 01	100	15/09/14	1w	19/09/14

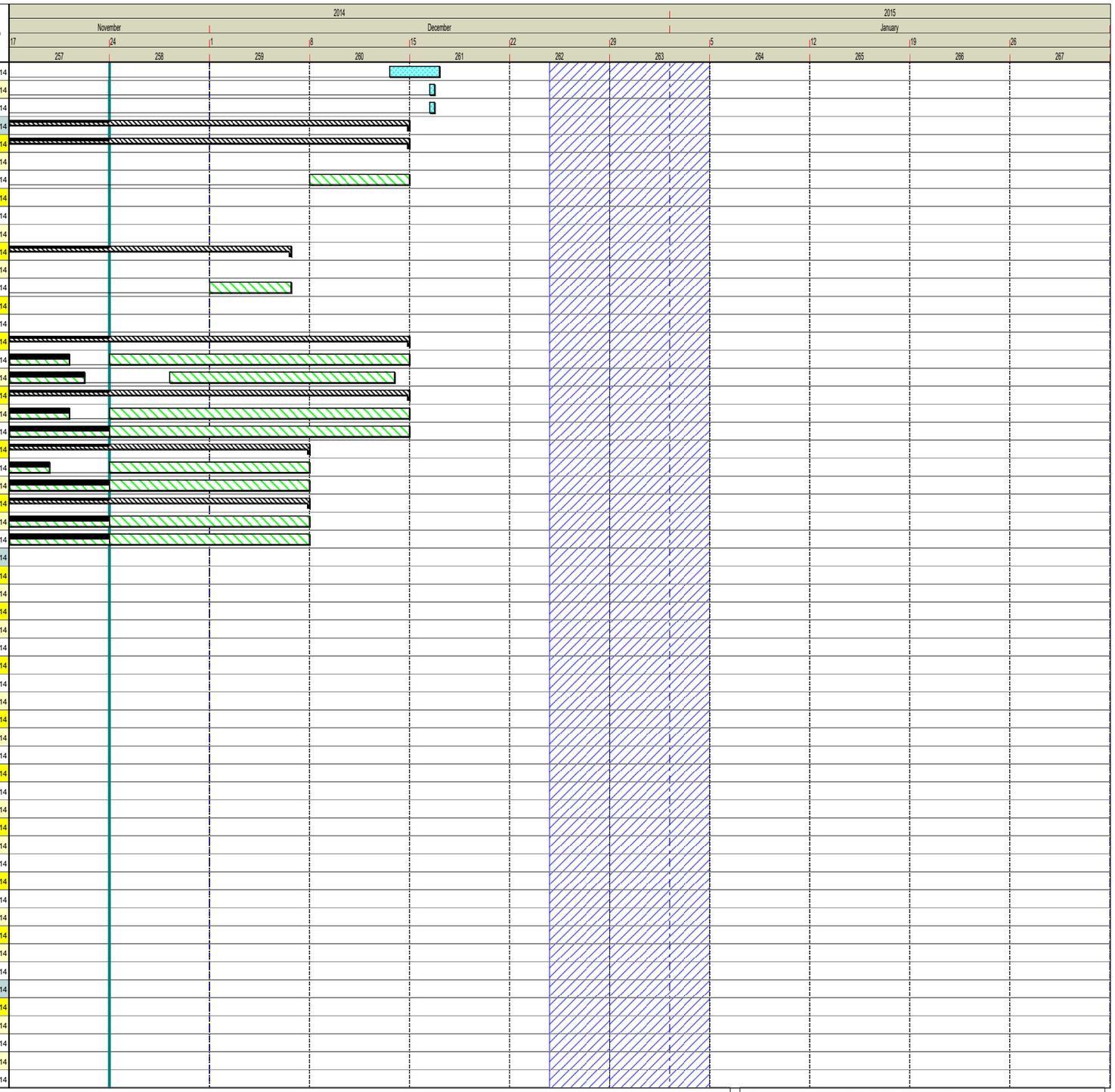

Date of Issue: 01/09/2014 Drawn By: David Wilson
Print Date: 12/12/2014 Page 9 of 15

Comments: Progress at 21/11/14 Week 257

Programme No.: BM-GS3-OT01-0870
Revision: Revision Date: 01/12/2014

File Path: C:\Users\AndrewBe\Desktop\TEMP\Commissionin Programme Plantroom 32-33 Nov 14 week 257.pp

A52756968

Brookfield MULTIPLEX Built to outperform. BM

This programme is strictly for information only, and will not form any part of any resulting Sub-Contract

New South Glasgow Hospital Project

Plantrooms 32 and 33 Towers Commissioning Programme

"This programme is copyright and the property of Brookfield Construction (UK) Ltd and must not be used with out written approval".

NHS Greater Glasgow and Clyde

line no.	activity description	Percent complete	Start	Duration	Finish
514	Inst 02	100	22/09/14	1w	26/09/14
515	Inst 03	100	29/09/14	1w	03/10/14
516	Inst 04	100	29/09/14	1w	03/10/14
517	Level 9	100	04/08/14	8w	26/09/14
518	Zone 905 (Zone H 9-509 9-511)	100	22/09/14	1w	26/09/14
519	Zone 906 (Zone F 9-503 9-505)	100	22/09/14	1w	26/09/14
520	Level 10	100	18/08/14	7w	03/10/14
521	Zone 1005 (Zone H 10-509 10-511)	100	29/09/14	1w	03/10/14
522	Zone 1006 (Zone F 10-503 10-505)	100	29/09/14	1w	03/10/14
523	Level 11	100	01/09/14	5w	03/10/14
524	Zone 1104 (Zone E 11-512 11-514)	100	01/09/14	1w	05/09/14
525	Zone 1105 (Zone H 11-509 11-511)	100	29/09/14	1w	03/10/14
526	Zone 1106 (Zone F 11-503 11-505)	100	29/09/14	1w	03/10/14
527	Zone 1102 (Zone J 11-506 11-508)	100	08/09/14	1w	12/09/14
528	Level 12	100	06/10/14	2w	17/10/14
529	Prm 121	100	06/10/14	1w	10/10/14
538	Prm 124	100	06/10/14	1w	10/10/14
531	Prm 123	100	13/10/14	1w	17/10/14
532	Prm 122	100	13/10/14	1w	17/10/14
533	HEATING	100	03/02/14	34w 1d	02/10/14
534	32-PU17&18 (LVT Heating) Plantroom 32 & 33, Riser M22 Levels 3 - 0 & Risers T12 & T13 level 4 - 11 1st Fix	100	03/02/14	34w 1d	02/10/14
535	***32-PU17&18 (LVT Heating) Riser T12 Level 4 - 11 Backflushing***	***100***	***13/02/14***	***31w 4d***	***26/09/14***
536	Proportional Balancing	100	15/09/14	2w	26/09/14
537	***32-PU17&18 (LVT Heating) Riser T13 Level 4 - 11 Backflushing***	***100***	***13/02/14***	***31w 4d***	***26/09/14***
538	Proportional Balancing	100	15/09/14	2w	26/09/14
539	***32-PU15&16 (VT Heating) Plantroom 32 & 33, Risers M22 & M23 Levels 3 to 0***	***100***	***17/02/14***	***31w 1d***	***25/09/14***
540	Proportional Balancing	100	15/09/14	1w 4d	25/09/14
541	***32-PU11, 12, 13 & 14 CT Secondary Heating (Plantroom 32 & 33, Risers M22 & M23 Levels 3 - 0 & T12 & T13 riser including PR122 & PR123)***	***100***	***17/03/14***	***28w 1d***	***02/10/14***
542	Proportional Balancing	100	15/09/14	2w 4d	02/10/14
543	Chilled	100	27/01/14	35w 1d	02/10/14
544	33-PU04 & 05 (Chilled CHB's) Riser T12 levels 4 To 11 Backflushing	100	03/03/14	29w 2d	26/09/14
545	Proportional Balancing	100	15/09/14	2w	26/09/14
546	33-PU04 & 05 (Chilled CHB's) Riser T13 levels 4 To 11 Backflushing	100	17/02/14	31w 2d	26/09/14
547	Proportional Balancing	100	15/09/14	2w	26/09/14
548	33-PU01, 02, & 03 (Chilled Primary) Plantroom 32 & 33, Risers M22 & M23, Levels 3 - 0 & T12/T1 & T13/T2 up to Level 11 Including Prm 122/123	100	14/04/14	24w 2d	02/10/14
549	Pre-Commissioning	100	08/09/14	4d	11/09/14
559	Proportional Balancing	100	12/09/14	3w	02/10/14
551	Domestics	76	26/06/14	25w 2d	19/12/14
552	PRM 32	76	10/07/14	23w 2d	19/12/14
553	DHWS Return Pump 32-PU-111/112 Commissioned	100	18/09/14	4d	23/09/14
554	Setting Multifix Valves	100	24/09/14	2d	25/09/14
555	Checking Hot & Cold Water Temperatures, Setting TMV's & confirming anti scald's.		15/12/14	1w	19/12/14
556	Prm 33	76	26/06/14	25w 2d	19/12/14
557	Setting Multifix Valves	100	22/09/14	2d	23/09/14
558	Checking Hot & Cold Water Temperatures, Setting TMV's & confirming anti scald's.		15/12/14	1w	19/12/14
559	32-2EF01 Kitchen Hood Extract		24/11/14	1d	24/11/14
560	Pre-Commissioning		24/11/14	1d	24/11/14
561	Proportional Balancing		24/11/14	1d	24/11/14
562	32-2EF03 Dishwash Hood Extract		25/11/14	2d	26/11/14
563	Pre-Commissioning		25/11/14	1d	25/11/14
564	Proportional Balancing		26/11/14	1d	26/11/14
565	32EF01 Plantroom Extract	100	12/09/14	1d	12/09/14
566	Pre-Commissioning	100	12/09/14	1d	12/09/14
567	Proportional Balancing	100	12/09/14	1d	12/09/14
568	32EF02 Plantroom Extract	100	12/09/14	1d	12/09/14
569	Pre-Commissioning	100	12/09/14	1d	12/09/14
570	Proportional Balancing	100	12/09/14	1d	12/09/14

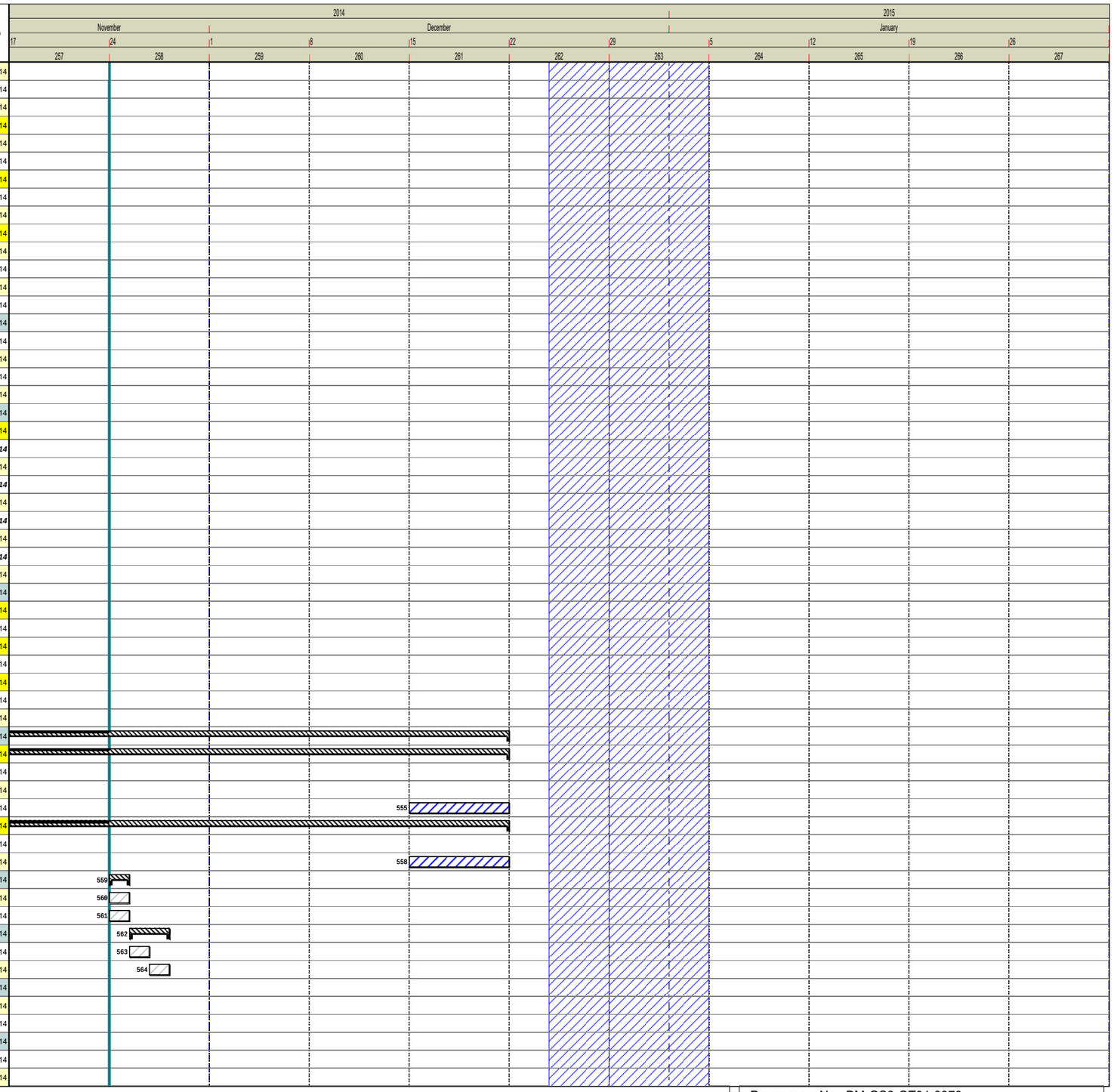

Date of Issue: 01/09/2014 Drawn By: David Wilson
Print Date: 12/12/2014 Page 10 of 15

Comments: Progress at 21/11/14 Week 257

Programme No.: BM-GS3-OT01-0870
Revision: Revision Date: 01/12/2014

File Path: C:\Users\AndrewBe\Desktop\TEMP\Commissionin Programme Plantroom 32-33 Nov 14 week 257.pp

A52756968

Brookfield MULTIPLEX BM Built to outperform.

This programme is strictly for information only, and will not form any part of any resulting Sub-Contract

New South Glasgow Hospital Project

Plantrooms 32 and 33 Towers Commissioning Programme

"This programme is copyright and the property of Brookfield Construction (UK) Ltd and must not be used with out written approval".

NHS Greater Glasgow and Clyde

line no.	activity description	Percent complete	Start	Duration	Finish
571	32AHU01-Supply-2nd Floor Ward Accomodation		24/11/14	3d	26/11/14
572	Pre-Commissioning		24/11/14	1d	24/11/14
573	Proportional Balancing		25/11/14	2d	26/11/14
574	32AHU01-Extract-2nd Floor Ward Accomodation		27/11/14	3d	01/12/14
575	Pre-Commissioning		27/11/14	1d	27/11/14
576	Proportional Balancing		28/11/14	2d	01/12/14
577	32-1EF01 2nd Floor Clean Extract	100	11/09/14	2d	12/09/14
578	Pre-Commissioning	100	11/09/14	1d	11/09/14
579	Proportional Balancing	100	12/09/14	1d	12/09/14
580	32-FCU205 (2nd Floor)		19/12/14	1d	19/12/14
581	Pre-Commissioning		19/12/14	1d	19/12/14
582	Proportional Balancing		19/12/14	1d	19/12/14
583	32-AHU04 Supply Restaurant & Ancilliary		04/12/14	2d	05/12/14
584	Pre-Commissioning		04/12/14	1d	04/12/14
585	Proportional Balancing		05/12/14	1d	05/12/14
586	32-AHU04 Extract Restaurant & Ancilliary		08/12/14	2d	09/12/14
587	Pre-Commissioning		08/12/14	1d	08/12/14
588	Proportional Balancing		09/12/14	1d	09/12/14
589	32-2EF04 Servery Extract	100	22/09/14	2d	23/09/14
590	Pre-Commissioning	100	22/09/14	1d	22/09/14
591	Proportional Balancing	100	23/09/14	1d	23/09/14
592	32-2EF05 Coffee Lounge Extract		12/12/14	2d	15/12/14
593	Pre-Commissioning		12/12/14	1d	12/12/14
594	Proportional Balancing		15/12/14	1d	15/12/14
595	32-AHU05 Supply 3rd Floor	100	26/09/14	2d	29/09/14
596	Pre-Commissioning	100	26/09/14	1d	26/09/14
597	Proportional Balancing	100	29/09/14	1d	29/09/14
598	32-AHU05 Extract 3rd Floor	100	30/09/14	2d	01/10/14
599	Pre-Commissioning	100	30/09/14	1d	30/09/14
600	Proportional Balancing	100	01/10/14	1d	01/10/14
601	32-5-EF02 Medical Records	100	02/10/14	1d	02/10/14
602	Pre-Commissioning	100	02/10/14	1d	02/10/14
603	Proportional Balancing	100	02/10/14	1d	02/10/14
604	32-FCU's x 8 off		19/12/14	1d	19/12/14
605	Pre-Commissioning		19/12/14	1d	19/12/14
606	Proportional Balancing		19/12/14	1d	19/12/14
607	32-AHU03 Supply Grd Flr Retail, Inpatient Support & 2nd Flr Health Records		22/12/14	3d	05/01/15
608	Pre-Commissioning		22/12/14	1d	22/12/14
609	Proportional Balancing		23/12/14	2d	05/01/15
610	32-AHU03 Extract Grd Flr Retail, Inpatient Support & 2nd Flr Health Records		23/12/14	2d	05/01/15
611	Pre-Commissioning		23/12/14	1d	23/12/14
612	Proportional Balancing		05/01/15	1d	05/01/15
613	32-4EF02		18/12/14	1d	18/12/14
614	Pre-Commissioning		18/12/14	1d	18/12/14
615	Proportional Balancing		18/12/14	1d	18/12/14
616	33EF01 Plantroom Extract	100	03/06/14	14w	08/09/14
617	Proportional Balancing	100	08/09/14	1d	08/09/14
618	33-6EF02 2nd Floor Dirty Exatrct		23/12/14	2d	05/01/15
619	Pre-Commissioning		23/12/14	1d	23/12/14
620	Proportional Balancing		05/01/15	1d	05/01/15
621	33-FCU208 (2nd Floor)		23/12/14	2d	05/01/15
622	Pre-Commissioning		23/12/14	1d	23/12/14
623	Proportional Balancing		05/01/15	1d	05/01/15
624	33-FCU109 (1st Floor)	100	19/09/14	1d	19/09/14
625	Pre-Commissioning	100	19/09/14	1d	19/09/14
626	Proportional Balancing	100	19/09/14	1d	19/09/14
627	33-AHU03 Supply Grd & 1st Floor NSGH OPD	20	08/09/14	13w	05/12/14

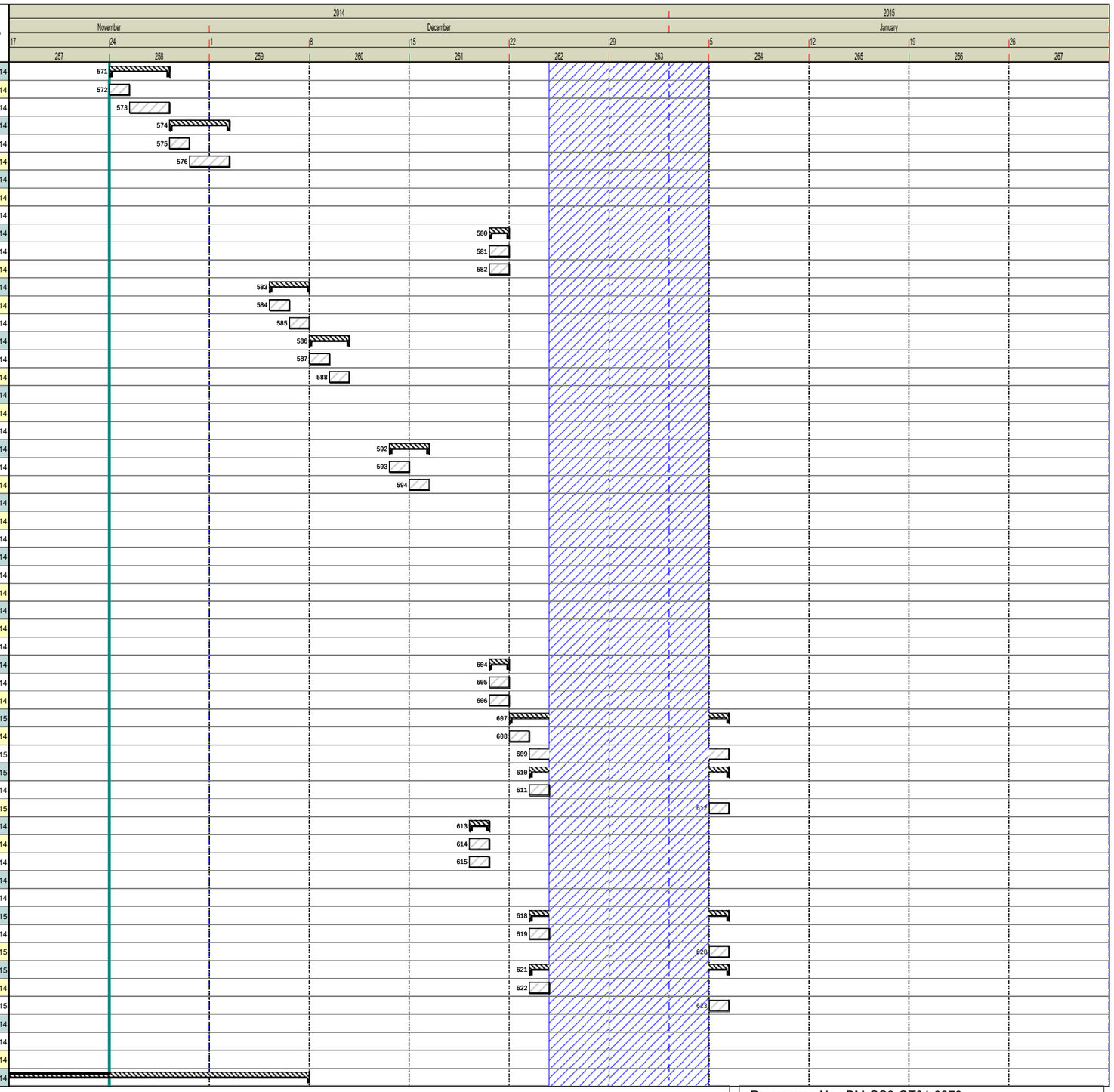

Date of Issue: 01/09/2014 Drawn By: David Wilson
Print Date: 12/12/2014 Page 11 of 15

Comments: Progress at 21/11/14 Week 257

Programme No.: BM-GS3-OT01-0870
Revision: Revision Date: 01/12/2014

File Path: C:\Users\AndrewBe\Desktop\TEMP\Commissionin Programme Plantroom 32-33 Nov 14 week 257.pp

A52756968

Brookfield MULTIPLEX Built to outperform. BM

This programme is strictly for information only, and will not form any part of any resulting Sub-Contract

New South Glasgow Hospital Project

Plantrooms 32 and 33 Towers Commissioning Programme

"This programme is copyright and the property of Brookfield Construction (UK) Ltd and must not be used with out written approval".

NHS Greater Glasgow and Clyde

line no.	activity description	Percent complete	Start	Duration	Finish
628	Pre-Commissioning	100	08/09/14	1d	08/09/14
629	Proportional Balancing		02/12/14	4d	05/12/14
630	33-AHU03 Extract Grd & 1st Floor NSGH OPD	25	08/09/14	11w 3d	26/11/14
631	Pre-Commissioning	100	08/09/14	1d	08/09/14
632	Proportional Balancing		24/11/14	3d	26/11/14
633	33FCU's 011 - 015		25/11/14	2d	26/11/14
634	Pre-Commissioning		25/11/14	1d	25/11/14
635	Proportional Balancing		26/11/14	1d	26/11/14
636	121 AHU 08 Supplies (4th from HAEM)		27/11/14	2d	28/11/14
637	Pre-Commissioning		27/11/14	1d	27/11/14
638	Proportional Balancing		28/11/14	1d	28/11/14
639	121 EF01 Plantroom Extract	100	01/09/14	1d	01/09/14
640	Pre-Commissioning	100	01/09/14	1d	01/09/14
641	Proportional Balancing	100	01/09/14	1d	01/09/14
642	121 EF02 Plantroom Extract	100	01/09/14	1d	01/09/14
643	Pre-Commissioning	100	01/09/14	1d	01/09/14
644	Proportional Balancing	100	01/09/14	1d	01/09/14
645	121 AHU04 Supply (5th - 7th Floor Wards)	100	08/09/14	2d	09/09/14
646	Pre-Commissioning	100	08/09/14	1d	08/09/14
647	Proportional Balancing	100	08/09/14	2d	09/09/14
648	121 AHU04 Extract (4th - 7th Floor Wards)	100	02/09/14	3d	04/09/14
649	Pre-Commissioning	100	02/09/14	1d	02/09/14
650	Proportional Balancing	100	03/09/14	2d	04/09/14
651	121 AHU05 Supply (4th - 7th Floor Wards)	100	10/09/14	4d	15/09/14
652	Pre-Commissioning	100	10/09/14	1d	10/09/14
653	Proportional Balancing	100	11/09/14	3d	15/09/14
654	121 AHU05 Extract (4th - 7th Floor Wards)	100	16/09/14	4d	19/09/14
655	Pre-Commissioning	100	16/09/14	1d	16/09/14
656	Proportional Balancing	100	17/09/14	3d	19/09/14
657	121 AHU06 Supply (4th - 7th Floor Wards)	100	22/09/14	3d	24/09/14
658	Pre-Commissioning	100	22/09/14	1d	22/09/14
659	Proportional Balancing	100	23/09/14	2d	24/09/14
660	121 AHU06 Extract (5th - 7th Floor Wards)	100	25/09/14	2d	26/09/14
661	Pre-Commissioning	100	25/09/14	1d	25/09/14
662	Proportional Balancing	100	26/09/14	1d	26/09/14
663	121 AHU01 Supply (8th - 11th Floor Wards)	100	08/10/14	4d	13/10/14
664	Pre-Commissioning	100	08/10/14	1d	08/10/14
665	Proportional Balancing	100	09/10/14	3d	13/10/14
666	121 AHU01 Extract (8th - 11th Floor Wards)	100	14/10/14	4d	17/10/14
667	Pre-Commissioning	100	14/10/14	1d	14/10/14
668	Proportional Balancing	100	15/10/14	3d	17/10/14
669	121 AHU02 Supply (8th - 11th Floor Wards)	100	20/10/14	4d	23/10/14
670	Pre-Commissioning	100	20/10/14	1d	20/10/14
671	Proportional Balancing	100	21/10/14	3d	23/10/14
672	121 AHU02 Extract (8th - 11th Floor Wards)	100	24/10/14	4d	29/10/14
673	Pre-Commissioning	100	24/10/14	1d	24/10/14
674	Proportional Balancing	100	27/10/14	3d	29/10/14
675	121 AHU03 Supply (8th - 11th Floor Wards)		01/12/14	4d	04/12/14
676	Pre-Commissioning		01/12/14	1d	01/12/14
677	Proportional Balancing		02/12/14	3d	04/12/14
678	121 AHU03 Extract (8th - 11th Floor Wards)		01/12/14	1w	05/12/14
679	Pre-Commissioning		01/12/14	1d	01/12/14
680	Proportional Balancing		05/12/14	1d	05/12/14
681	121 AHU07 Supply (8th - 11th Central Core)		23/12/14	2d	05/01/15
682	Pre-Commissioning		23/12/14	1d	23/12/14
683	Proportional Balancing		05/01/15	1d	05/01/15
684	121 AHU07 Extract (8th - 11th Central Core)		23/12/14	2d	05/01/15

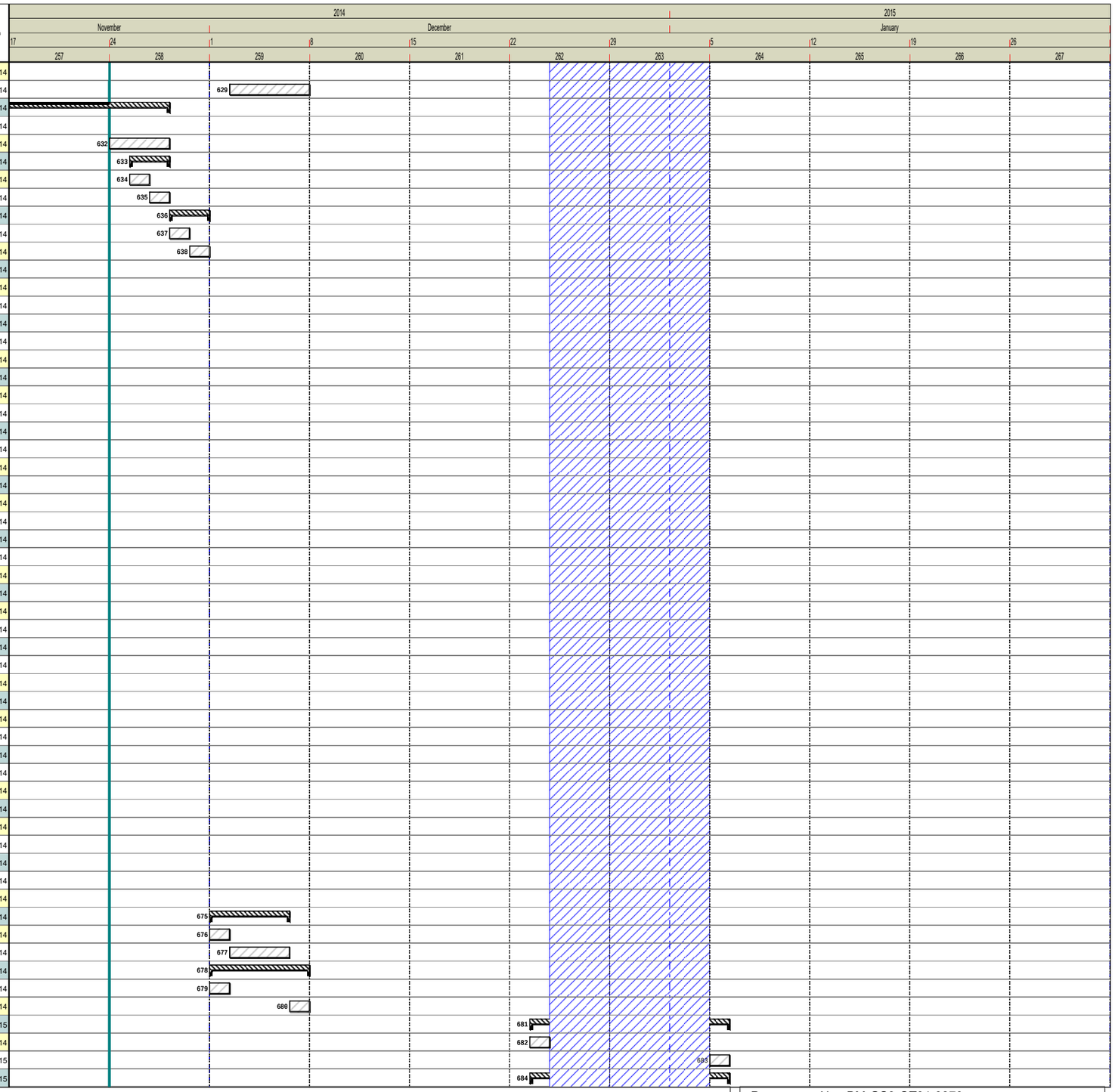

Date of Issue: 01/09/2014 Drawn By: David Wilson
Print Date: 12/12/2014 Page 12 of 15

Comments: Progress at 21/11/14 Week 257

Programme No.: BM-GS3-OT01-0870
Revision: Revision Date: 01/12/2014

File Path: C:\Users\AndrewBe\Desktop\TEMP\Commissionin Programme Plantroom 32-33 Nov 14 week 257.pp

A52756968

Brookfield MULTIPLEX BM Built to outperform.

This programme is strictly for information only, and will not form any part of any resulting Sub-Contract

New South Glasgow Hospital Project

Plantrooms 32 and 33 Towers Commissioning Programme

"This programme is copyright and the property of Brookfield Construction (UK) Ltd and must not be used with out written approval".

NHS Greater Glasgow and Clyde

line no.	activity description	Percent complete	Start	Duration	Finish
685	Pre-Commissioning		23/12/14	1d	23/12/14
686	Proportional Balancing		05/01/15	1d	05/01/15
687	121-07/EF02 (8th - 11th Central Core Dirty Extract)		23/12/14	2d	05/01/15
688	Pre-Commissioning		23/12/14	1d	23/12/14
689	Proportional Balancing		05/01/15	1d	05/01/15
690	122 EF01 Plantroom Extract	100	15/09/14	1d	15/09/14
691	Pre-Commissioning	100	15/09/14	1d	15/09/14
692	Proportional Balancing	100	15/09/14	1d	15/09/14
693	122 EF02 Plantroom Extract	100	15/09/14	1d	15/09/14
694	Pre-Commissioning	100	15/09/14	1d	15/09/14
695	Proportional Balancing	100	15/09/14	1d	15/09/14
696	122 AHU08 Supply 4th Floor (NOT IN SCHEDULES)		01/12/14	2d	02/12/14
697	Pre-Commissioning		01/12/14	1d	01/12/14
698	Proportional Balancing		02/12/14	1d	02/12/14
699	122-8-EF01 4th Floor (NOT IN SCHEDULES)		03/12/14	1d	03/12/14
700	Pre-Commissioning		03/12/14	1d	03/12/14
701	Proportional Balancing		03/12/14	1d	03/12/14
702	122 AHU09 Supply 4th Floor (NOT IN SCHEDULES)		04/12/14	2d	05/12/14
703	Pre-Commissioning		04/12/14	1d	04/12/14
704	Proportional Balancing		05/12/14	1d	05/12/14
705	122-9-EF01 4th Floor (NOT IN SCHEDULES)		08/12/14	2d	09/12/14
706	Pre-Commissioning		08/12/14	1d	08/12/14
707	Proportional Balancing		09/12/14	1d	09/12/14
708	122 AHU04 Supply (4th - 7th Floor Wards)	100	25/09/14	4d	30/09/14
709	Pre-Commissioning	100	25/09/14	1d	25/09/14
710	Proportional Balancing	100	26/09/14	3d	30/09/14
711	122 AHU04 Extract (4th - 7th Floor Wards)	100	01/10/14	3d	03/10/14
712	Pre-Commissioning	100	01/10/14	1d	01/10/14
713	Proportional Balancing	100	02/10/14	2d	03/10/14
714	122 AHU05 Supply (4th - 7th Floor Wards)	100	06/10/14	3d	08/10/14
715	Pre-Commissioning	100	06/10/14	1d	06/10/14
716	Proportional Balancing	100	07/10/14	2d	08/10/14
717	122 AHU05 Extract (4th - 7th Floor Wards)	100	09/10/14	4d	14/10/14
718	Pre-Commissioning	100	09/10/14	1d	09/10/14
719	Proportional Balancing	100	10/10/14	3d	14/10/14
720	122 AHU06 Supply (4th - 7th Floor Wards)	100	15/10/14	4d	20/10/14
721	Pre-Commissioning	100	15/10/14	1d	15/10/14
722	Proportional Balancing	100	16/10/14	3d	20/10/14
723	122 AHU06 Extract (4th - 7th Floor Wards)	100	21/10/14	3d	23/10/14
724	Pre-Commissioning	100	21/10/14	1d	21/10/14
725	Proportional Balancing	100	22/10/14	2d	23/10/14
726	122 AHU01 Supply (8th - 11th Floor Wards)		08/12/14	4d	11/12/14
727	Pre-Commissioning		08/12/14	1d	08/12/14
728	Proportional Balancing		09/12/14	3d	11/12/14
729	122 AHU01 Extract (8th - 11th Floor Wards)		08/12/14	4d	11/12/14
730	Pre-Commissioning		08/12/14	1d	08/12/14
731	Proportional Balancing		09/12/14	3d	11/12/14
732	122 AHU02 Supply (8th - 11th Floor Wards)		08/12/14	4d	11/12/14
733	Pre-Commissioning		08/12/14	1d	08/12/14
734	Proportional Balancing		09/12/14	3d	11/12/14
735	122 AHU02 Extract (8th - 11th Floor Wards)		08/12/14	4d	11/12/14
736	Pre-Commissioning		08/12/14	1d	08/12/14
737	Proportional Balancing		09/12/14	3d	11/12/14
738	122 AHU03 Supply (8th - 11th Floor Wards)		17/12/14	4d	22/12/14
739	Pre-Commissioning		17/12/14	1d	17/12/14
740	Proportional Balancing		18/12/14	3d	22/12/14
741	122 AHU03 Extract (8th - 11th Floor Wards)		18/12/14	3d	22/12/14

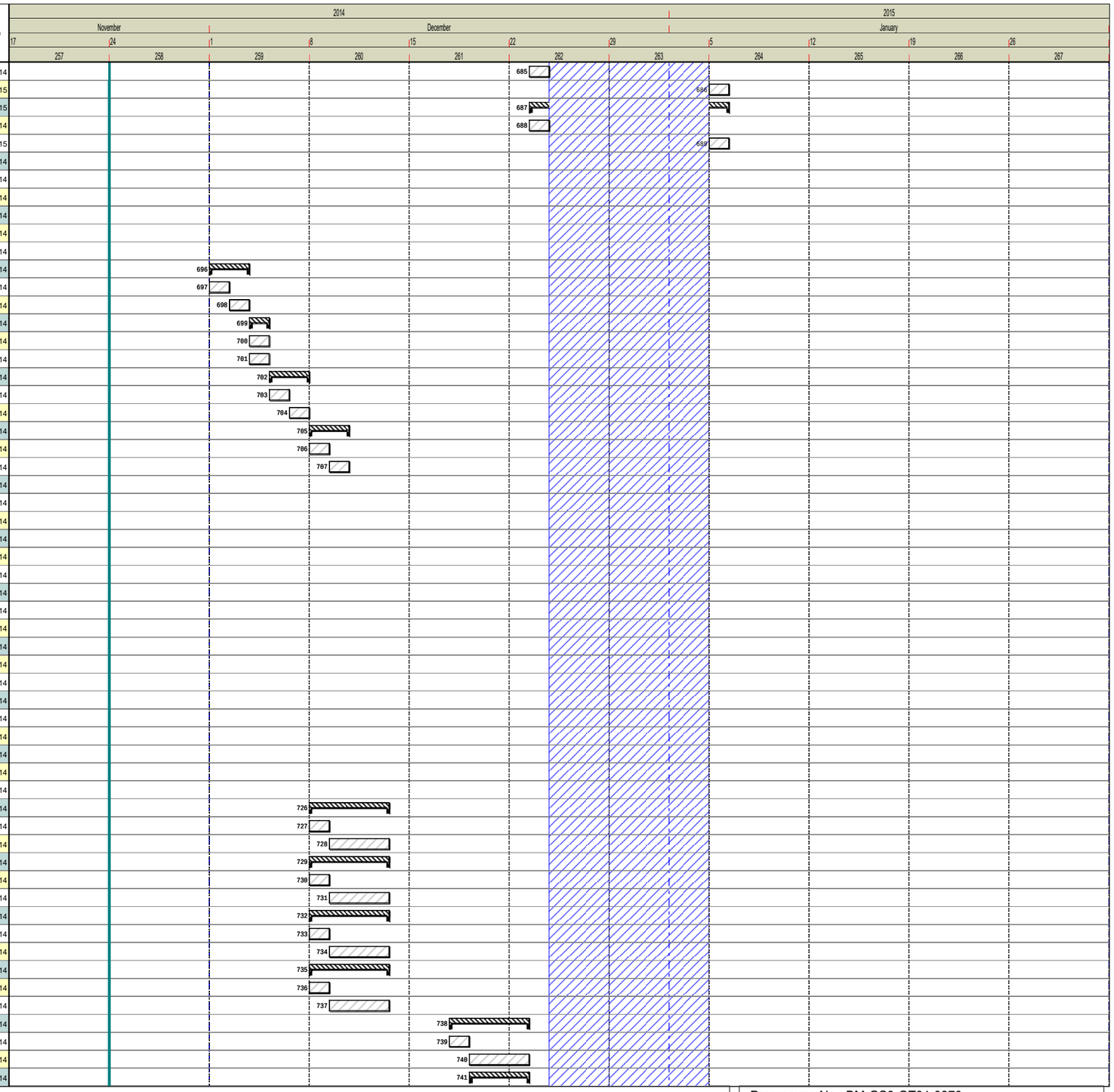

Date of Issue: 01/09/2014 Drawn By: David Wilson
Print Date: 12/12/2014 Page 13 of 15

Comments: Progress at 21/11/14 Week 257

Programme No.: BM-GS3-OT01-0870
Revision: Revision Date: 01/12/2014

File Path: C:\Users\AndrewBe\Desktop\TEMP\Commissionin Programme Plantroom 32-33 Nov 14 week 257.pp

A52756968

Brookfield MULTIPLEX BM Built to outperform.

This programme is strictly for information only, and will not form any part of any resulting Sub-Contract

New South Glasgow Hospital Project

Plantrooms 32 and 33 Towers Commissioning Programme

"This programme is copyright and the property of Brookfield Construction (UK) Ltd and must not be used with out written approval".

NHS Greater Glasgow and Clyde

line no.	activity description	Percent complete	Start	Duration	Finish
742	Pre-Commissioning		18/12/14	1d	18/12/14
743	Proportional Balancing		19/12/14	2d	22/12/14
744	122 AHU07 Supply (8th - 11th Floor Central Core)		22/12/14	2d	23/12/14
745	Pre-Commissioning		22/12/14	1d	22/12/14
746	Proportional Balancing		23/12/14	1d	23/12/14
747	122 AHU07 Extract (8th - 11th Central Core)		23/12/14	2d	05/01/15
748	Pre-Commissioning		23/12/14	1d	23/12/14
749	Proportional Balancing		05/01/15	1d	05/01/15
750	123 EF01 Plantroom Extract	100	22/09/14	1d	22/09/14
751	Pre-Commissioning	100	22/09/14	1d	22/09/14
752	Proportional Balancing	100	22/09/14	1d	22/09/14
753	123 EF02 Plantroom Extract	100	22/09/14	1d	22/09/14
754	Pre-Commissioning	100	22/09/14	1d	22/09/14
755	Proportional Balancing	100	22/09/14	1d	22/09/14
756	123 AHU04 Supply (4th - 7th Floor Wards)	100	23/09/14	4d	26/09/14
757	Pre-Commissioning	100	23/09/14	1d	23/09/14
758	Proportional Balancing	100	24/09/14	3d	26/09/14
759	123 AHU04 Extract (4th - 7th Floor Wards)	100	29/09/14	4d	02/10/14
760	Pre-Commissioning	100	29/09/14	1d	29/09/14
761	Proportional Balancing	100	30/09/14	3d	02/10/14
762	123 AHU05 Supply (4th - 7th Floor Wards)	100	03/10/14	4d	08/10/14
763	Pre-Commissioning	100	03/10/14	1d	03/10/14
764	Proportional Balancing	100	06/10/14	3d	08/10/14
765	123 AHU05 Extract (4th - 7th Floor Wards)	100	09/10/14	3d	13/10/14
766	Pre-Commissioning	100	09/10/14	1d	09/10/14
767	Proportional Balancing	100	10/10/14	2d	13/10/14
768	123 AHU06 Supply (4th - 7th Floor Wards)	100	14/10/14	4d	17/10/14
769	Pre-Commissioning	100	14/10/14	1d	14/10/14
770	Proportional Balancing	100	15/10/14	3d	17/10/14
771	123 AHU06 Extract (4th - 7th Floor Wards)	100	20/10/14	3d	22/10/14
772	Pre-Commissioning	100	20/10/14	1d	20/10/14
773	Proportional Balancing	100	21/10/14	2d	22/10/14
774	123 AHU07 Supply (4th - 7th Floor Central Core)	100	23/10/14	3d	27/10/14
775	Pre-Commissioning	100	23/10/14	1d	23/10/14
776	Proportional Balancing	100	24/10/14	2d	27/10/14
777	123 AHU07 Extract (4th - 7th Floor Central Core)	100	28/10/14	3d	30/10/14
778	Pre-Commissioning	100	28/10/14	1d	28/10/14
779	Proportional Balancing	100	29/10/14	2d	30/10/14
780	123 AHU01 Supply (8th - 11th Floor Wards)		24/11/14	2d	25/11/14
781	Pre-Commissioning		24/11/14	1d	24/11/14
782	Proportional Balancing		25/11/14	1d	25/11/14
783	123 AHU01 Extract (8th - 11th Floor Wards)		26/11/14	2d	27/11/14
784	Pre-Commissioning		26/11/14	1d	26/11/14
785	Proportional Balancing		27/11/14	1d	27/11/14
786	123 AHU02 Supply (8th - 11th Floor Wards)	100	12/11/14	4d	17/11/14
787	Pre-Commissioning	100	12/11/14	1d	12/11/14
788	Proportional Balancing	100	13/11/14	3d	17/11/14
789	123 AHU02 Extract (8th - 11th Floor Wards)	100	18/11/14	4d	21/11/14
790	Pre-Commissioning	100	18/11/14	1d	18/11/14
791	Proportional Balancing	100	19/11/14	3d	21/11/14
792	123 AHU03 Supply (8th - 11th Floor Wards)		12/12/14	4d	17/12/14
793	Pre-Commissioning		12/12/14	1d	12/12/14
794	Proportional Balancing		15/12/14	3d	17/12/14
795	123 AHU03 Extract (8th - 11th Floor Wards)		18/12/14	2d	19/12/14
796	Pre-Commissioning		18/12/14	1d	18/12/14
797	Proportional Balancing		19/12/14	1d	19/12/14
798	123-03 /EF02 4th - 11th Dirty Extract		24/11/14	2d	25/11/14

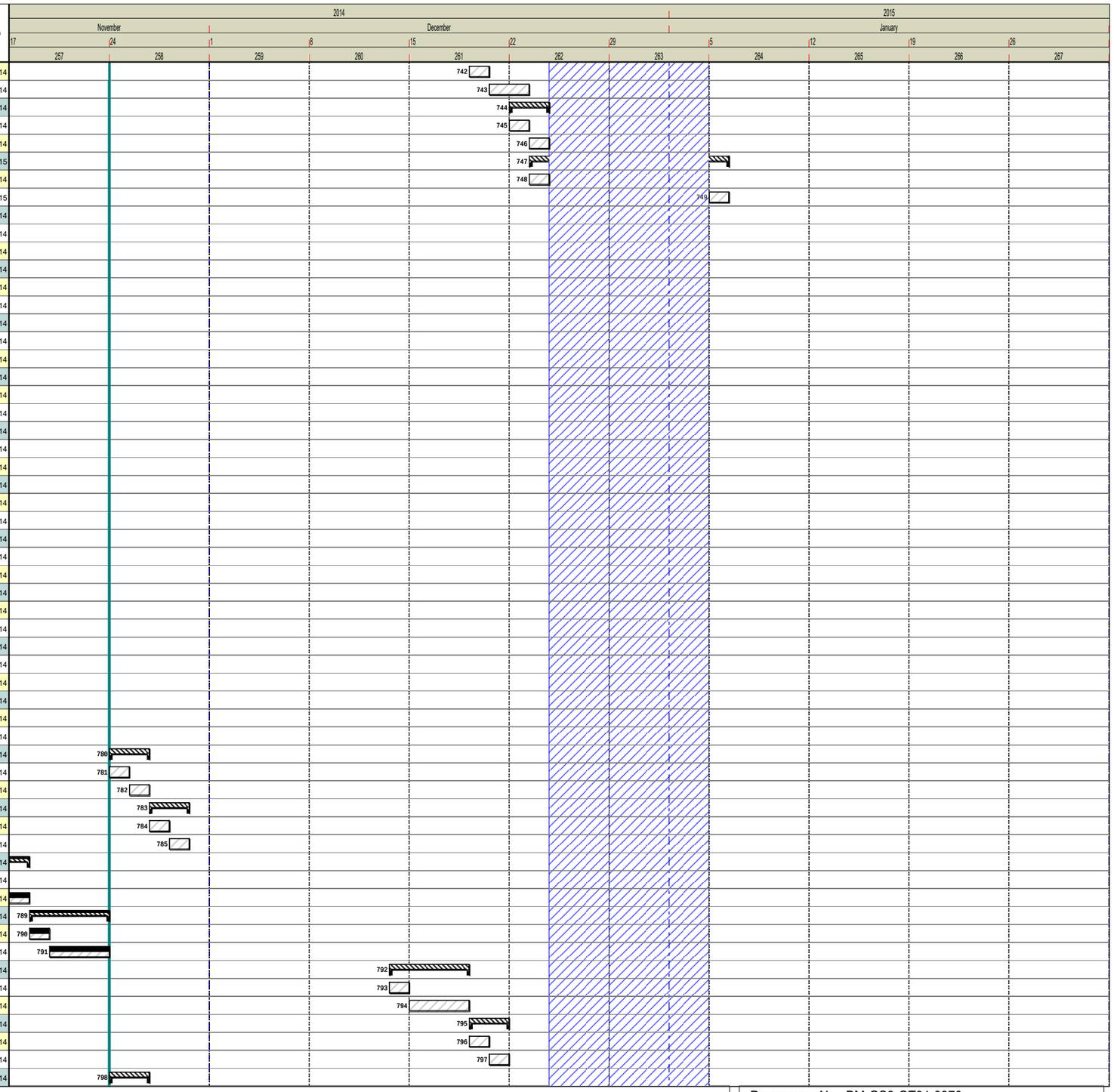

Date of Issue: 01/09/2014 Drawn By: David Wilson
Print Date: 12/12/2014 Page 14 of 15

Comments: Progress at 21/11/14 Week 257

Programme No.: BM-GS3-OT01-0870
Revision: Revision Date: 01/12/2014

File Path: C:\Users\AndrewBe\Desktop\TEMP\Commissionin Programme Plantroom 32-33 Nov 14 week 257.pp

A52756968

Brookfield MULTIPLEX BM Built to outperform.

This programme is strictly for information only, and will not form any part of any resulting Sub-Contract

New South Glasgow Hospital Project

Plantrooms 32 and 33 Towers Commissioning Programme

"This programme is copyright and the property of Brookfield Construction (UK) Ltd and must not be used with out written approval".

NHS Greater Glasgow and Clyde

line no.	activity description	Percent complete	Start	Duration	Finish
799	Pre-Commissioning		24/11/14	1d	24/11/14
800	Proportional Balancing		25/11/14	1d	25/11/14
801	124 EF01 Plantroom Extract	100	01/09/14	1d	01/09/14
802	Pre-Commissioning	100	01/09/14	1d	01/09/14
803	Proportional Balancing	100	01/09/14	1d	01/09/14
804	124 EF02 Plantroom Extract	100	01/09/14	1d	01/09/14
805	Pre-Commissioning	100	01/09/14	1d	01/09/14
806	Proportional Balancing	100	01/09/14	1d	01/09/14
807	124 AHU04 Supply (4th - 7th Floor Wards)	100	01/09/14	4d	04/09/14
808	Pre-Commissioning	100	01/09/14	1d	01/09/14
809	Proportional Balancing	100	02/09/14	3d	04/09/14
810	124 AHU04 Extract (4th - 7th Floor Wards)	100	05/09/14	4d	10/09/14
811	Pre-Commissioning	100	05/09/14	1d	05/09/14
812	Proportional Balancing	100	08/09/14	3d	10/09/14
813	124 AHU05 Supply (4th - 7th Floor Wards)	100	11/09/14	4d	16/09/14
814	Pre-Commissioning	100	11/09/14	1d	11/09/14
815	Proportional Balancing	100	12/09/14	3d	16/09/14
816	124 AHU05 Extract (4th - 7th Floor Wards)	100	17/09/14	4d	22/09/14
817	Pre-Commissioning	100	17/09/14	1d	17/09/14
818	Proportional Balancing	100	18/09/14	3d	22/09/14
819	124 AHU06 Supply (4th - 7th Floor Wards)	100	23/09/14	4d	26/09/14
820	Pre-Commissioning	100	23/09/14	1d	23/09/14
821	Proportional Balancing	100	24/09/14	3d	26/09/14
822	124 AHU06 Extract (4th - 7th Floor Wards)	100	29/09/14	3d	01/10/14
823	Pre-Commissioning	100	29/09/14	1d	29/09/14
824	Proportional Balancing	100	30/09/14	2d	01/10/14
825	124 AHU07 Supply (4th - 7th Floors Central Core)		01/12/14	3d	03/12/14
826	Pre-Commissioning		01/12/14	1d	01/12/14
827	Proportional Balancing		02/12/14	2d	03/12/14
828	124 AHU07 Extract (4th - 7th Floors Central Core)		04/12/14	2d	05/12/14
829	Pre-Commissioning		04/12/14	1d	04/12/14
830	Proportional Balancing		05/12/14	1d	05/12/14
831	124-7 EF02 (4th - 7th Floors Central Core)		08/12/14	2d	09/12/14
832	Pre-Commissioning		08/12/14	1d	08/12/14
833	Proportional Balancing		09/12/14	1d	09/12/14
834	124 AHU01 Supply (8th - 11th Floor Wards)	100	13/10/14	4d	16/10/14
835	Pre-Commissioning	100	13/10/14	1d	13/10/14
836	Proportional Balancing	100	14/10/14	3d	16/10/14
837	124 AHU01 Extract (8th - 11th Floor Wards)	100	20/10/14	4d	23/10/14
838	Pre-Commissioning	100	20/10/14	1d	20/10/14
839	Proportional Balancing	100	21/10/14	3d	23/10/14
840	124 AHU02 Supply (8th - 11th Floor Wards)		12/12/14	3d	16/12/14
841	Pre-Commissioning		12/12/14	1d	12/12/14
842	Proportional Balancing		15/12/14	2d	16/12/14
843	124 AHU02 Extract (8th - 11th Floor Wards)		12/12/14	4d	17/12/14
844	Pre-Commissioning		12/12/14	1d	12/12/14
845	Proportional Balancing		15/12/14	3d	17/12/14
846	124 AHU03 Supply (8th - 11th Floor Wards)	100	03/11/14	4d	06/11/14
847	Pre-Commissioning	100	03/11/14	1d	03/11/14
848	Proportional Balancing	100	04/11/14	3d	06/11/14
849	124 AHU03 Extract (8th - 11th Floor Wards)	100	07/11/14	3d	11/11/14
850	Pre-Commissioning	100	07/11/14	1d	07/11/14
851	Proportional Balancing	100	10/11/14	2d	11/11/14

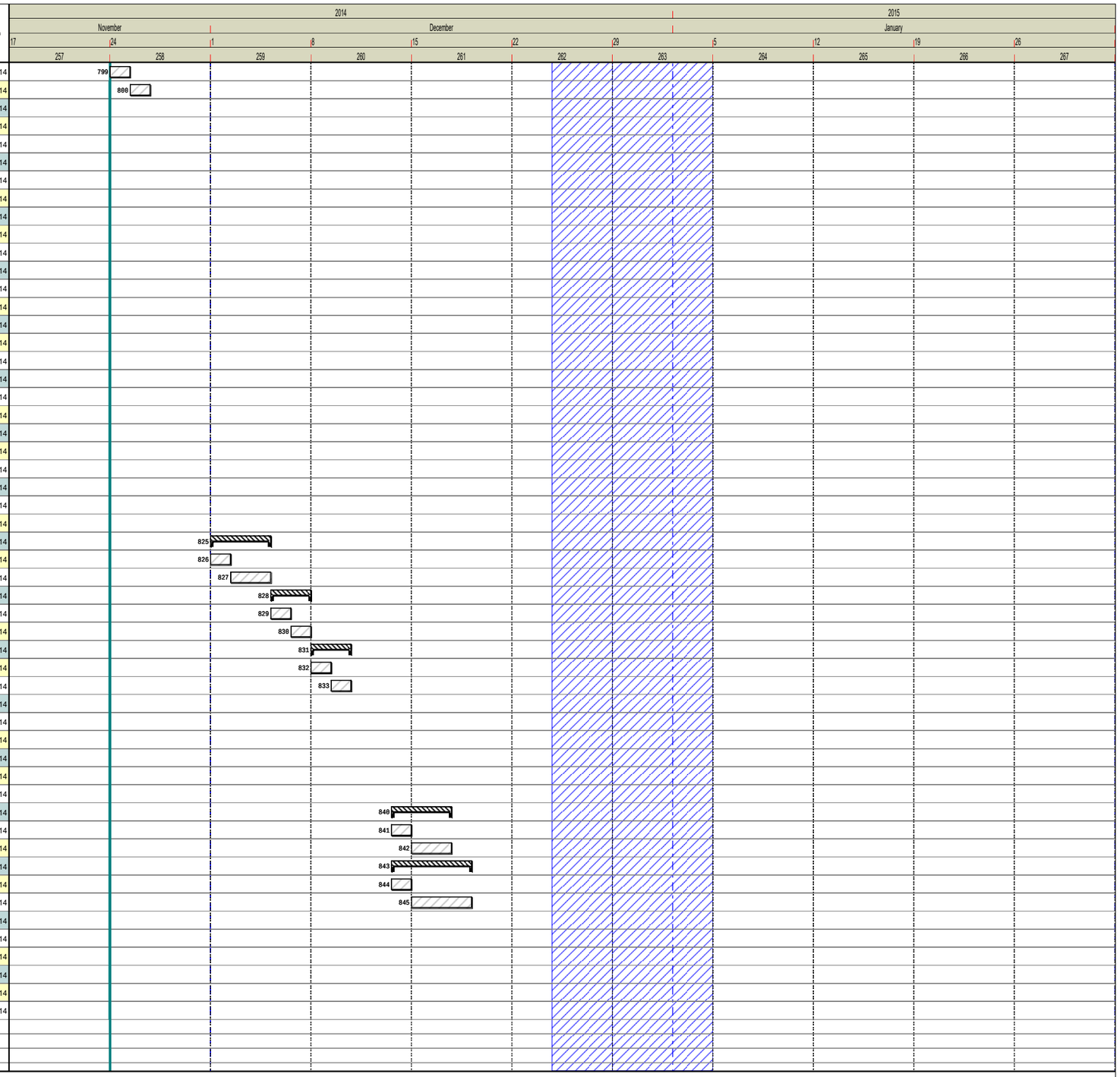

Commissioning
Summary Bar | Fire Alarms | IT/Data Infrastructure | Security Systems (CCTV, Panic Alarm) | Nurse Call | B.M.S | Medical Gas | Sprinkler | L.T.H.W | CHW/ | Water Services | Ventilation

Date of Issue: 01/09/2014 Drawn By: David Wilson
Print Date: 12/12/2014 Page 15 of 15

Comments: Progress at 21/11/14 Week 257

Programme No.: BM-GS3-OT01-0870
Revision: Revision Date: 01/12/2014

File Path: C:\Users\AndrewBe\Desktop\TEMP\Commissionin Programme Plantroom 32-33 Nov 14 week 257.pp

A52756968

Brookfield MULTIPLEX BM
Built to outperform.

This programme is strictly for information only, and will not form any part of any resulting Sub-Contract

New South Glasgow Hospital Project

Stage 3 Adult & Childrens Hospitals - Global Commissioning Programme

"This programme is copyright and the property of Brookfield Construction (UK) Ltd and must not be used with out written approval".

NHS Greater Glasgow and Clyde

Line	Name	Start	Duration	Finish	Percent complete
1	**Medical Gas**				
2	Vacuum Plant Commissioning P122	23/09/14	4d	26/09/14	100
3	AGSS Pump Commissioning	17/12/14	3d	19/12/14	
4	Dental Air Plant Commissioning	01/09/14	1d	01/09/14	100
5	Gas Bottle Manifold Checks	08/09/14	1w	12/09/14	100
6	Working Gas Bottles Delivery	15/09/14	1d	15/09/14	100
7	VIE Plant Available	15/09/14	1d	15/09/14	100
8	Plant Alarms	05/01/15	2w	16/01/15	
9	**Childrens Areas**				
10	Valve Tightness / Zoning	11/08/14	3w 4d	05/09/14	100
11	Pendants (Anti-confusion/Non Int/Single Flow rate)	08/12/14	1w	12/12/14	
12	Nist Function / Specifity	11/08/14	3w 4d	05/09/14	100
13	Area Alarms	08/09/14	4d	08/01/15	10
14	Working Gas Purge	13/09/14	2d	14/09/14	100
15	**Adults Podium Areas**				
16	First Fix Pressure Test	15/09/14	2d	16/09/14	100
17	Second Fix Pressure Test	17/09/14	1d	17/09/14	100
18	Vacuum Leakage Test	19/09/14	1d	19/09/14	100
19	Valve Tightness / Zoning	22/09/14	2w	04/12/14	90
20	Anti-confusion	06/10/14	1w	05/12/14	80
21	Non Interchangability	06/10/14	1w	05/12/14	80
22	Single Flowrate Test	06/10/14	1w	05/12/14	80
23	Pendants (Anti-confusion/Non Int/Single Flow rate)	08/12/14	1w	12/12/14	
24	Plant Operation	06/10/14	1w	10/10/14	100
25	Nist Function / Specifity	18/09/14	1w	05/12/14	80
26	Area Alarms	12/01/15	1w	16/01/15	
27	Total Flowartes	05/01/15	1w	09/01/15	
28	Working Gas Purge	24/10/14	1w	08/12/14	80
29	**Adults Tower Area**				
30	First Fix Pressure Test	29/09/14	1d	29/09/14	100
31	Second Fix Pressure Test	30/09/14	1d	30/09/14	100
32	Vacuum Leakage Test	15/12/14	1d	15/12/14	
33	Valve Tightness / Zoning	15/12/14	1w	19/12/14	
34	Anti-confusion	15/12/14	1w	19/12/14	
35	Non Interchangability	15/12/14	1w	19/12/14	
36	Single Flowrate Test	15/12/14	1w	19/12/14	
37	Plant Operation	15/12/14	1w	19/12/14	
38	Nist Function / Specifity	30/09/14	3d	02/10/14	100
39	Area Alarms	12/01/15	1w	16/01/15	
40	Total Flowartes	05/01/15	1w	09/01/15	
41	Working Gas Purge	19/12/14	2d	05/01/15	
42	**QC Pharmacist Test**				
43	Childrens (NHS to confirm)	24/11/14	1d	24/11/14	
44	Podium (NHS to confirm)	24/11/14	1d	24/11/14	
45	Tower (NHS to confirm)	24/11/14	1d	24/11/14	
46	**Plantroom 31 Water Systems**				
47	Leacheate Flushing	03/10/14	3w	23/10/14	100
48	Sterilisation	01/12/14	1w	05/12/14	
49	Water Sample Analysis	08/12/14	1d	08/12/14	
50	Maintenance Flushing	08/12/14	5w 1d	26/01/15	
51	**Plantroom 21 Water Systems**				
52	Leacheate Flushing	03/10/14	3w	23/10/14	100
53	Sterilisation	24/10/14	1w	30/10/14	100
54	Water Sample Analysis	01/12/14	2w 1d	15/12/14	
55	Maintenance Flushing	17/11/14	8w 1d	26/01/15	12
56	**Plantroom 22 Water Systems**				
57	Leacheate Flushing	17/11/14	2w	28/11/14	50
58	Sterilisation	01/12/14	1w	05/12/14	
59	Water Sample Analysis	08/12/14	1w	12/12/14	
60	Maintenance Flushing	08/12/14	5w 1d	26/01/15	
61	**Plantroom 41 Water Systems**				

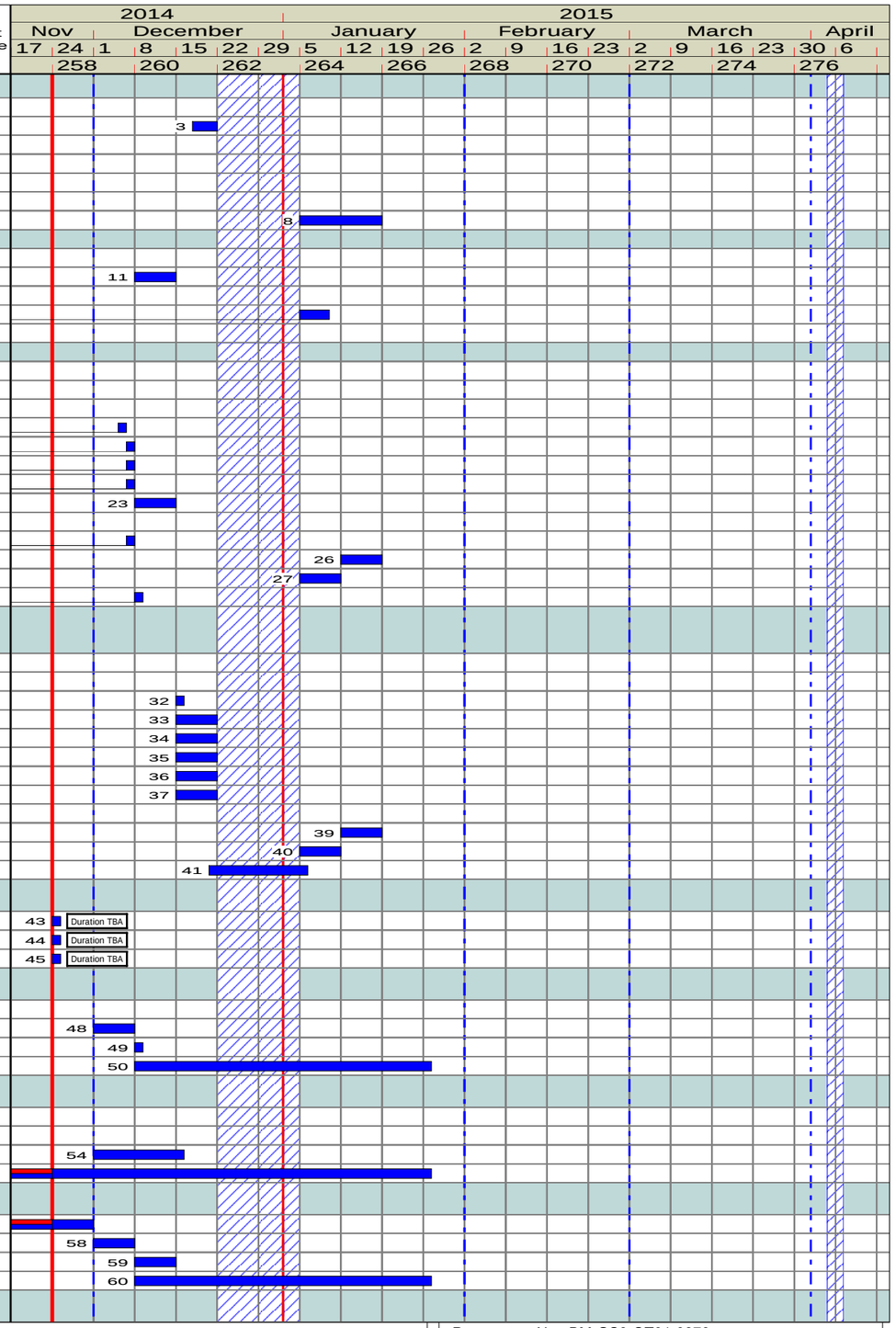

Date of Issue: 01/09/2014 Drawn By: David Wilson
Print Date: 12/12/2014 Page 1 of 3

Comments: Progress to 23/11/14 Week 257

Programme No.: BM-GS3-OT01-0873
Revision: Revision Date: 01/12/2014

File Path: C:\Users\AndrewBe\Desktop\TEMP\Global Comm Rev C.pp

A52756968

Brookfield MULTIPLEX BM
Built to outperform.

This programme is strictly for information only, and will not form any part of any resulting Sub-Contract

New South Glasgow Hospital Project

Stage 3 Adult & Childrens Hospitals - Global Commissioning Programme

"This programme is copyright and the property of Brookfield Construction (UK) Ltd and must not be used with out written approval".

NHS Greater Glasgow and Clyde

Line	Name	Start	Duration	Finish	Percent complete
62	Leacheate Flushing	19/12/14	2d	05/01/15	
63	Sterilisation	05/01/15	1w	09/01/15	
64	Water Sample Analysis	12/01/15	1w	16/01/15	
65	Maintenance Flushing	12/01/15	2w 1d	26/01/15	
66	**Plantroom 32 Water Systems**				
67	Leacheate Flushing	03/11/14	3w	21/11/14	100
68	Sterilisation	08/12/14	1w	12/12/14	
69	Water Sample Analysis	15/12/14	3w 1d	19/01/15	
70	Maintenance Flushing	15/12/14	4w 1d	26/01/15	
71	**Plantroom 33 Water Systems**				
72	Leacheate Flushing	03/11/14	3w	21/11/14	100
73	Sterilisation	15/12/14	1w	19/12/14	
74	Water Sample Analysis	19/12/14	2d	05/01/15	
75	Maintenance Flushing	19/12/14	3w 2d	26/01/15	
76	**Final Sampling**				
77	Water Sample Analysis (Sample from Each Plantroom System (Hot & Cold)	05/01/15	2w	16/01/15	
78	**RENAL WATER SYSTEM COMMISSIONING**				
79	Basement Filtration Units	24/11/14	1w	28/11/14	100
80	Plantroom 21 Renal	01/12/14	2w	12/12/14	
81	Plantroom 32 Renal	01/12/14	2w	12/12/14	
82	Plantroom 31 Endoscopy	01/12/14	2w	12/12/14	
83	Water Sample Analysis (Sample from Each System)	05/01/15	2w	16/01/15	
84	Dialysis Chemical Delivery (By NHS)	19/01/15	1d	19/01/15	
85	Commission Bulk Storage Tank, Delivery Pump, Transfer Pump, Day Tank	19/01/15	1w	23/01/15	
86	**SPRINKLER SYSTEM**				
87	Flow Switch (Zone check) Commissioning	01/12/14	3w	19/12/14	
88	MIV Commissioning	01/12/14	3w	19/12/14	
89	Sprinkler Pump Commissioning	22/09/14	1w	26/09/14	100
90	Helipad Foam Pump Commissioning	22/09/14	1w	26/09/14	100
91	Flow Tests	22/09/14	1w	26/09/14	100
92	Final Flow Checks and System Integration	19/12/14	2d	05/01/15	
93	**FIRE DETECTION & ALARM**				
94	C&E Testing Zone D&G	01/09/14	2w	12/09/14	100
95	C&E Testing Level -1 - 4 Zones A, B, C	15/09/14	2w	02/12/14	80
96	C&E Testing Level -1 - 3 Zone E, H, K	29/09/14	2w	12/12/14	50
97	C&E Testing Level 0-2 Zones E, F, K	13/10/14	2w	19/12/14	50
98	C&E Testing Level 0-3 Zones F, K	27/10/14	4d	05/01/15	50
99	C&E Testing Level 4 - 12 ZE, H	17/11/14	2w	28/11/14	50
100	C&E Testing Level 4 - 12 ZF, J	17/11/14	2w	28/11/14	50
101	Final Cause & effect testing & Integration	05/01/15	2w	16/01/15	
102	**BMS INTEGRATION**				
103	Fire Detection & Smoke Damper Integration	20/10/14	8w	12/12/14	63
104	Energy Metering	10/11/14	4w	05/12/14	50
105	Final Meter Commissioning	08/12/14	3w	09/01/15	
106	Nurse Call	17/11/14	3w	05/12/14	33
107	Medical Gas Systems	01/12/14	2w	12/12/14	
108	Smoke Extract & natural ventilation	08/12/14	2w	19/12/14	
109	Misc Mechanical Systems (Renal, Sprinkler, Helipad)	05/01/15	2w 2d	20/01/15	
110	Misc Electrical (CHP, PV, IPS/UPS, Surgeons panels)	01/12/14	3w	19/12/14	
111	Other Systems	05/01/15	2w	16/01/15	
112	**HV/LV / ENMS COMMISSIONING**				
113	ENMS Integration	10/11/14	4w	05/12/14	50
114	Energy centre ENMS A&B Integration	01/09/14	2w	12/12/14	50
115	Energy centre A&B Side Generator Integration	01/09/14	2w	05/12/14	50
116	Truth Table Testing (HV)	15/12/14	2w	09/01/15	
117	Sub Station 6 ENMS (HV/LV) Commissioning	15/09/14	2w 3d	01/10/14	100
118	Sub Station 5 ENMS (HV/LV) Commissioning	15/09/14	2w 3d	01/10/14	100
119	Sub Station 2 ENMS (HV/LV) Commissioning	01/10/14	2w 3d	17/10/14	100
120	Sub Station 4 ENMS (HV/LV) Commissioning	01/10/14	2w 3d	17/10/14	100
121	Sub Station 1 ENMS (HV/LV) Commissioning	17/10/14	2w 1d	31/10/14	100
122	Sub Station 3 ENMS (HV/LV) Commissioning	17/10/14	3w	06/11/14	100

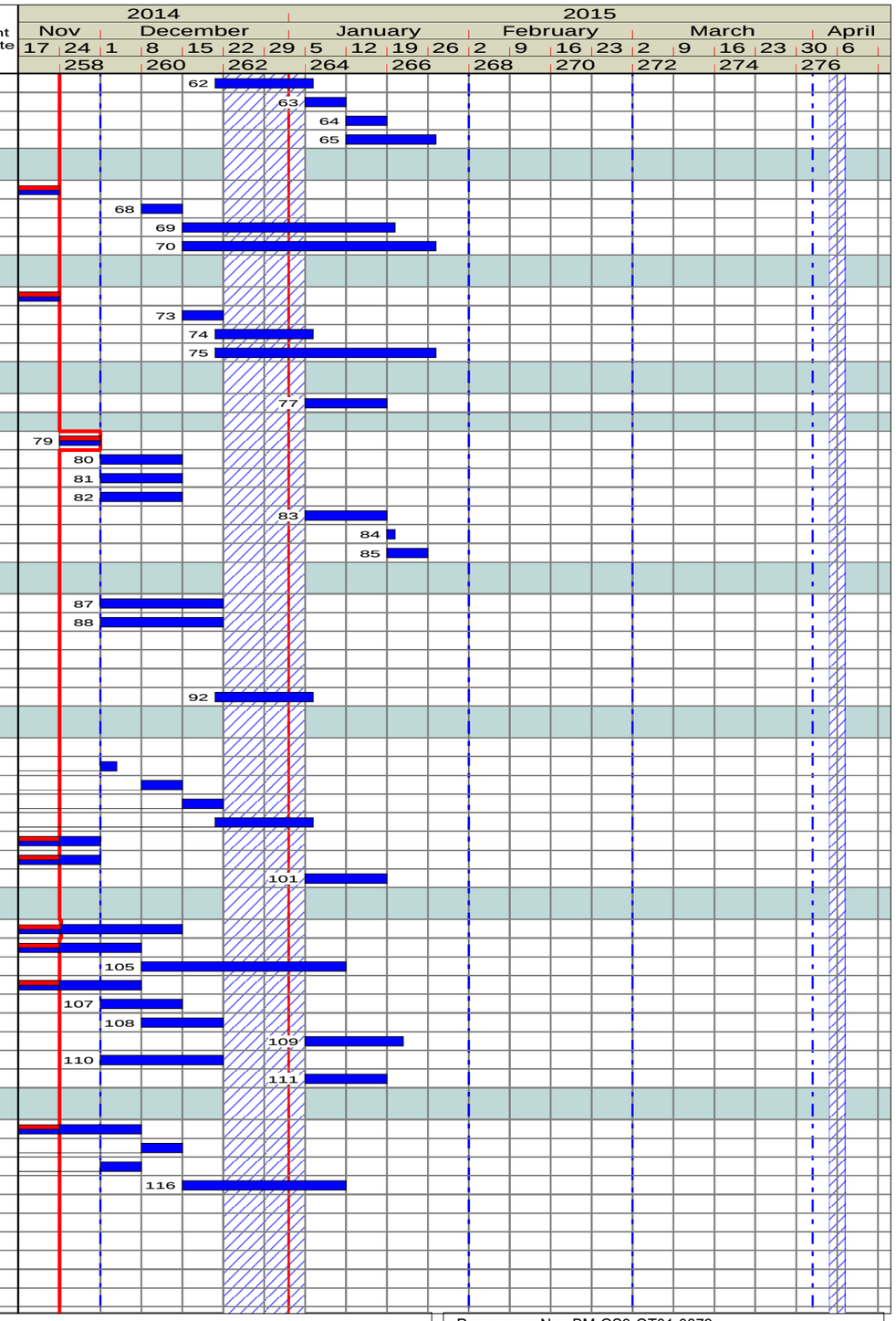

Date of Issue: 01/09/2014 Drawn By: David Wilson
Print Date: 12/12/2014 Page 2 of 3

Comments: Progress to 23/11/14 Week 257

Programme No.: BM-GS3-OT01-0873
Revision: Revision Date: 01/12/2014

File Path: C:\Users\AndrewBe\Desktop\TEMP\Global Comm Rev C.pp

A52756968

Brookfield MULTIPLEX Built to outperform. BM

This programme is strictly for information only, and will not form any part of any resulting Sub-Contract

New South Glasgow Hospital Project

Stage 3 Adult & Childrens Hospitals - Global Commissioning Programme

"This programme is copyright and the property of Brookfield Construction (UK) Ltd and must not be used with out written approval".

NHS Greater Glasgow and Clyde

Line	Name	Start	Duration	Finish	Percent complete
123	**INTEGRATED SYSTEM TESTING**				
124	Load Shedding / Generator	05/01/15	1w	09/01/15	
125	Integrated System Testing	05/01/15	1w	09/01/15	
126	**PNEUMATIC TUBE TESTING**				
127	System Pre-Commissioning	22/09/14	1w	26/09/14	100
128	Testing & Commissioning	29/09/14	4w	12/12/14	25
129	**WIRELESS COMMISSIONING**				
130	Roam / Quality / HA Testing	30/06/14	17w 4d	31/10/14	100
131	Acceptance Testing	01/12/14	2w	09/01/15	50
132	**SECURITY SYSTEMS INTEGRATION**				
133	Access Control / CCTV & Intruder Integration	27/10/14	8w	19/12/14	50
134	**ASEPTIC SUITE COMMISSIONING**				
135	Ventilation Commissioning	20/11/14	4d	09/12/14	50
136	Access Control / CCTV/ Nurse Call / Intercom Commissioning	01/12/14	1w	05/12/14	
137	Controls Commissioning	20/11/14	1w	12/12/14	40
138	Cold room Refrigeration Commissioning	22/09/14	1w	26/09/14	100
139	Isolator/ Safety Cabinets & Laminar Flow Cabinet Commissioning	08/12/14	1w	12/12/14	
140	Environmental Commissioning (DOP, Smoke, Sound, light, Temp)	15/12/14	1w	19/12/14	
141	Final Commissioning	05/01/15	2d	06/01/15	
142	**CATERING EQUIPMENT COMMISSIONING**				
143	Refrigeration Packs (Patient Catering & Resteraunt)	24/11/14	2w	05/12/14	
144	Patient Catering / Resteraunt & Coffee shop Equipment Commissioning	13/10/14	1w	15/12/14	80
145	Regen Kitchen Equipment Commissioning	13/10/14	2w	24/10/14	100
146	**AGV SYSTEM COMMISSIONING**				
147	Pre-Commissioning	26/08/14	2w 4d	12/09/14	100
148	Commissioning	22/10/14	8w 3d	19/12/14	53
149	Acceptance Testing & Server Fall Over	05/01/15	2w	16/01/15	
150	**FINAL LIFT & ESCALATOR COMMISSIONING**				
151	AGV Lifts (F-17/18, C-13/14, D-15/16, H-21/22, K31/32)	22/09/14	2w	03/10/14	100
152	Core G (Lift 19/ 20)	06/10/14	2d	01/12/14	50
153	Core A (Lift 1/2/3)	08/10/14	3d	08/12/14	90
154	Core B (Lift 4/5/6)	13/10/14	3d	09/12/14	90
155	Core C (Lift 7/8/9/10/11/12)	16/10/14	1w 1d	17/12/14	50
156	Core M (Lift 34)	24/10/14	2w 4d	09/12/14	50
157	Core H (Lift 23/24)	27/10/14	2d	10/12/14	90
158	Core J (Lift 25/26/27/28)	29/10/14	4d	10/12/14	90
159	Core K (Lift 29/30)	04/11/14	2d	11/12/14	50
160	Core L (Lift 33)	06/11/14	1d	15/12/14	50
161	Escalator Commissioning	05/01/15	1w	09/01/15	
162	Lobby Vision Integration & Sever Fall Over	17/11/14	1w 1d	10/12/14	50
163	**HYDROTHERPY POOL COMMISSIONING**				
164	Pre-Commissioning Testing	03/11/14	1w	07/11/14	100
165	Commissioning	08/12/14	2w	19/12/14	
166	Water Sampling	19/12/14	3w 2d	26/01/15	
167	**MISC COMMISSIONING**				
168	Nurse Call Integration (SSG Logging PNT, BMS, FA)	26/08/14	10w 4d	07/11/14	10
169	Nurse Call - NHS PC Integration (NHS to Confirm)	24/11/14	1d	24/11/14	
170	Public Address System Commissioning	17/11/14	2w	28/11/14	50
171	Induction Loop System Commissioninjg	08/12/14	2w	19/12/14	
172	Photo Voltaic Panels	03/11/14	2w	14/11/14	100
173	Smoke Extract Systems	01/12/14	2w	12/12/14	
174	MTHW / LTHW / CHW Final Water Quality & inhibitor level Checks	12/01/15	2w	23/01/15	
175	**HANDOVER**				
176	Client Training	24/11/14	14w 4d	19/03/15	
177	User Group Familerisation	01/12/14		01/12/14	
178	O&M Manual Review	17/11/14	2w	28/11/14	80
179	Draft O&M	26/01/15	1d	26/01/15	

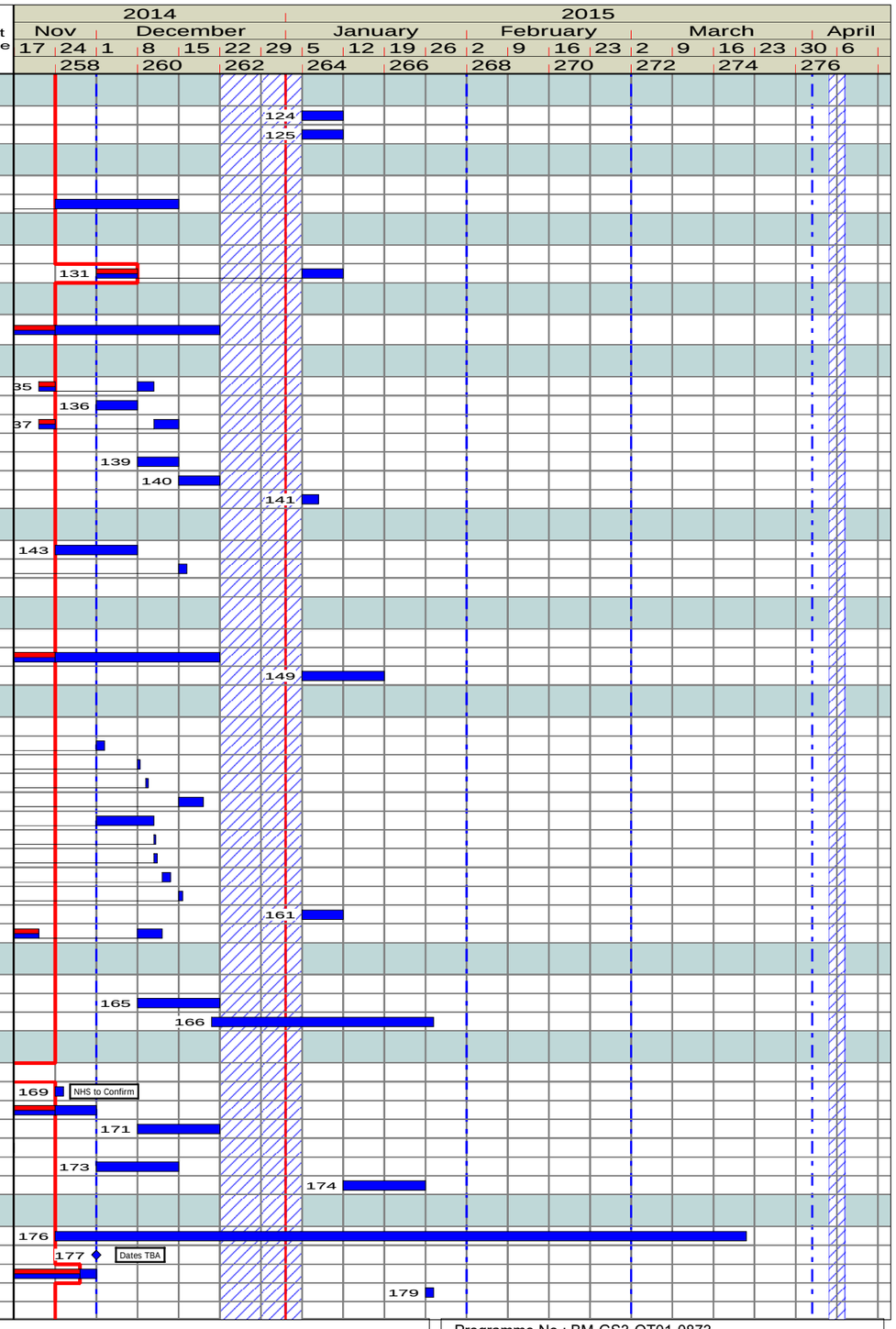

Date of Issue: 01/09/2014 Drawn By: David Wilson
Print Date: 12/12/2014 Page 3 of 3

Comments: Progress to 23/11/14 Week 257

Programme No.: BM-GS3-OT01-0873
Revision: Revision Date: 01/12/2014

File Path: C:\Users\AndrewBe\Desktop\TEMP\Global Comm Rev C.pp

A52756968

NCH-CARD	C0704C1	Investigation room: resting electrocardiography (ECG)
NCH-CCW	D1504C	On-call overnight stay room
NCH-CCW	L1305B2	Status Lab
NCH-CCW	M0505C	Clinical Physics
NCH-CCW	M0505C1	ECMO and HAEMO service room
NCH-CCW	T0540B	Medicine Management
NCH-CCW	W1555C	Toy store
NCH-CP	V1726C/R	Bathroom: semi-ambulant HANDED
NCH-EMC	W1132A2	Trolley store - 6 ITU Trolleys or Incubators
NCH-EMC	W1303B M1012B	Clinical work room with prep area; workstations and storage
NCH-EMC	W1519A	Protective Clothing Store
NCH-EMC	Y0507C	Utility/laundry room
NCH-GENW	V1221C/R	WC: assisted HANDED
NCH-GENW	V1643C/R	Shower room: en-suite HANDED
NCH-MDU	C0237C4	Consulting/examination room: MDU children
NCH-MDU	M0712B2	Interview: counselling: quiet room: 5 person
NCH-MDU	T0151B2	STAFF BASE(reception) & OFFICE COMBINED
NCH-MDU	T0540B1	Medicine Management/Dispensary
NCH-MDU	W1585B4	Store: general
NCH-OPD	H0104B2	Conference/meeting room: 10 person
NCH-OPD	H0104B3	MDT Room
NCH-OPD	M0202B1	Sister Office
NCH-OPD	M0529B1	Office: OPD manager
NCH-OPD	P0808B+G0712B	Vending Area & Telephones
NCH-OPD/1	C0203C	Consulting: examination room: ENT
NCH-OPD/1	C0514B1	Examination room: audiometric test Sound field testing: multi-occupancy booth and control area
NCH-OPD/1	J0130C1	Entrance lobby: controlled access
NCH-OPD/3	D1310C3	Family Room
NCH-OPD/3	E0501C1	Imaging reporting room
NCH-OPD/3	W1504C	Dental Store
NCH-REH	C0230C1	Physio Treatment
NCH-REH	C0237B6	Consulting/examination room: Physio
NCH-REH	C0237B7	Consulting/examination room: Dietetics
NCH-REH	C0237B8	Consulting/examination room: Psychiatry
NCH-REH	C0237B9	Consulting/examination room: SALT
NSGH-AAU	H0520A4	Seminar room: 15 person
NSGH-AAU	M0251B3	Hospital at Night -AAU
NSGH-AAU	Q0122A	Activities of daily living: bedroom with living assessment
NSGH-AAU	W0129B	Store: bulk supplies
NSGH-AAU	W1424A1	Store: equipment
NSGH-AAU	X0145B4	Treatment room: double-sided couch access
NSGH-CCW	H0517B1	Seminar: training room: 30 person
NSGH-CCW	L1305B3	Near patient testing/status laboratory
NSGH-CCW/CCU	D1310C4	Relatives overnight stay
NSGH-CCW/CCU	M0252B5	Office: 2 Person
NSGH-DMW	V1736B1	Bathroom: assisted - Dermatology
NSGH-DMW	V1736B1/R	Bathroom: assisted - Dermatology HANDED
NSGH-DMW	V1736B2	Bathroom: assisted - Dermatology with mobile hoist
NSGH-DMW	V1736B2/R	Bathroom: assisted - Dermatology with mobile hoist HANDED
NSGH-DMW	X0145A1	Treatment room: Leg Ulcer
NSGH-DMW	X0145A5	Treatment room: double-sided couch access: Dermatology
NSGH-EMC	C0302A2	Assessment/Holding Area
NSGH-EMC	G0507A2	Lobby
NSGH-EMC	M0252B4	Social Worker’s Office
NSGH-EMC	M0727B2	Interview room: Police
NSGH-EMC	S0062A1	Detention Room
NSGH-EMC	W0532A2	Storage
NSGH-EMC	X0147A2	Wet Room/Treatment room
NSGH-EMC	X0147A3	Robing/Treatment Room
NSGH-ENT	V1131B/R	Nappy changing room HANDED
NSGH-FM	E0534C1	Studies Area
NSGH-FM	E0534C2	Radiology hot desks (10 person)
NSGH-FM	F0612A2	Staff Accommodation - Junior Doctors Office
NSGH-FM	H0514B1	Projection Room for Medicinema: 10 people
NSGH-FM	J0103B1	Entrance Lobby for Medicinema
NSGH-FM	M1011C1	Staff Accommodation - Hot Desk (10 Persons Room)
NSGH-FM	W1132A2	Store: Domestic
NSGH-FM	W1132A3	Store:Bed/Mattress
NSGH-FM	W1236A3	Equipment library/ store
NSGH-FM	W1585B1	Store for Medicinema
NSGH-GENW	V0922B/R	WC: independent wheelchair HANDED
NSGH-GENW	V1010B/1/R	WC: ambulant - Cluster HANDED
NSGH-GENW	V1010B/R	WC: ambulant HANDED
NSGH-GENW	V1121B/R	WC: semi-ambulant HANDED
NSGH-GENW	V1321B/R	Shower room: ambulant HANDED
NSGH-GENW	V1645B/R	Shower room: en-suite HANDED

NSGH-HOW	B0305A3	Single-bed room Haemoto-Onco Type 3
NSGH-HOW	B0305A3	Single-bed room Haemoto-Onco Type 2
NSGH-HOW	B0305A3	Single-bed room Haemoto-Onco Type 1
NSGH-MDU	C0237B5	Consulting/examination room: MDU adult
NSGH-MDU	L1305B4	Near patient testing/status laboratory
NSGH-MDU	M0114B1	Office records: 5 staff
NSGH-MDU	W1585B5	Store: general
NSGH-OPD	C0235B1	Clinic Nurse (BP & Vision)/Consulting Room
NSGH-OPD	C0235B2	Interview/Office/Consulting
NSGH-OPD	C0701A2	Respiratory Investigation
NSGH-OPD	E0113B2	Vascular Lab
NSGH-OPD	J0611B1	Reception and office: 4 staff
NSGH-OPD	V1323A/R	Shower room: semi-ambulant: standing use HANDED
NSGH-OPD	V1406B/R	WC and handrinse: specimen; wheelchair accessible With pass-through hatch HANDED
NSGH-OPD	X0240B2	Minor Procedures
NSGH-OPD/1	C1408B3	Blood Lab
NSGH-OPD/3	C1010B2	Visual Field Testing
NSGH-OPD/3	C1013A	Retinal Screening
NSGH-OPD/3	C1013B2	Angio Exam Room
NSGH-OPD/4	C1112B2	Orthopaedics Treatment Room (2 plinths)
NSGH-OPD/4	W1236A2	Orthotics Base: supply and fitting
NSGH-OPD/4	X0266C-2	Plaster Room 4 Bay
NSGH-OPD/REH	C0222A	Consulting: examination: with echocardiograph All-round couch access
NSGH-OPD/REH	C0726A1	Cardiac tech tape read
NSGH-OPD/REH	J0415B1	Reception and records office
NSGH-OPD/REH	X1020A1	Cardiac Treatment Room
NSGH-RAG/F	E0601B1	Scanner room: Computed Tomography (CT)
NSGH-RAG/F	V1631B/R	Shower room: independent wheelchair HANDED
NSGH-REH	P0625B2	Beverage Bay
NSGH-REH	Q0120A	Activities of daily living: kitchen
NSGH-REH	Q0124A1	Activities of daily living: bathroom with hoists -ADL
NSGH-REH	Q0507C1	OT Therapy Room
NSGH-RNM	J0609B	Radio Nuclear Administration
NSGH-RNM	L0605A	Blood cell Labeling Room
NSGH-STW	C0237B3	Consulting/examination room: double-sided couch access
NSGH-STW	V1645B1/R	Shower room: en-suite chamfered: Dual-access HANDED

Dept Code	Room Number	Room Name	Temperature Winter degC	Temperature Summer degC	Temperature Notes	Temperature Relative Humidity%	Ventilation Extract ac/hr	Ventilation Supply ac/hr	Mechanical Ventilation Notes	Ventilation Relative Pressure
NSGH-PHA	011	CIVAS; Clean room	20	23		40 - 60%	-	-	Mechanical ventilation to BS EN ISO 14644	POS
NSGH-PHA	012	TPN Supllies	20	22		40 -60%	-	-	Mechanical ventilation to BS EN ISO 14644	POS
NSGH-PHA	014	TPN Clean room	20	23		40 - 60%	-	-	Mechanical ventilation to BS EN ISO 14644	POS
NSGH-PHA	032	Store	16	None			-	-	Mechanical ventilation to BS EN ISO 14644	POS
NSGH-PHA	10282	Chemo clean room	20	22		40 - 60%	-	-	Mechanical ventilation to BS EN ISO 14644	POS
NSGH-PHA	10371	TPN Dispatch	20	22		40 - 60%	-	-	Mechanical ventilation to BS EN ISO 14644	POS
NSGH-PHA	10380	Preparation; aseptic	20	22		40 - 60%	-	-	Mechanical ventilation to BS EN ISO 14644	POS
NSGH-GENW	B0305A	Single-bed room 1	22	26	26oC not to be exceeded for more than 50 hours per annum against CIBSE DSY weather data, but not on successive days		-	-	Supply air rate at 40 litres per second 1. Bedroom balanced or negative with respect to the adjoining corridor. 2. Bedroom positive with respect to the en-suite sanitary room	NEG to corridor
NSGH-GENW	B0305A	Single-bed room 7	22	26	26oC not to be exceeded for more than 50 hours per annum against CIBSE DSY weather data, but not on successive days				Supply air rate at 40 litres per second 1. Bedroom balanced or negative with respect to the adjoining corridor. 2. Bedroom positive with respect to the en-suite sanitary room	NEG to corridor
NSGH-GENW	B0305A	Single-bed room 3	22	26	26oC not to be exceeded for more than 50 hours per annum against CIBSE DSY weather data, but not on successive days				Supply air rate at 40 litres per second 1. Bedroom balanced or negative with respect to the adjoining corridor. 2. Bedroom positive with respect to the en-suite sanitary room	NEG to corridor
NSGH-GENW	B0305A	Single-bed room 6	22	26	26oC not to be exceeded for more than 50 hours per annum against CIBSE DSY weather data, but not on successive days				Supply air rate at 40 litres per second 1. Bedroom balanced or negative with respect to the adjoining corridor. 2. Bedroom positive with respect to the en-suite sanitary room	NEG to corridor
NSGH-GENW	B0305A	Single-bed room 2	22	26	26oC not to be exceeded for more than 50 hours per annum against CIBSE DSY weather data, but not on successive days				Supply air rate at 40 litres per second 1. Bedroom balanced or negative with respect to the adjoining corridor. 2. Bedroom positive with respect to the en-suite sanitary room	NEG to corridor
NSGH-GENW	B0305A	Single-bed room 5	22	26	26oC not to be exceeded for more than 50 hours per annum against CIBSE DSY weather data, but not on successive days				Supply air rate at 40 litres per second 1. Bedroom balanced or negative with respect to the adjoining corridor. 2. Bedroom positive with respect to the en-suite sanitary room	NEG to corridor
NSGH-GENW	B0305A	Single-bed room 4	22	26	26oC not to be exceeded for more than 50 hours per annum against CIBSE DSY weather data, but not on successive days				Supply air rate at 40 litres per second 1. Bedroom balanced or negative with respect to the adjoining corridor. 2. Bedroom positive with respect to the en-suite sanitary room	NEG to corridor
NSGH-GENW	B0305A	Single-bed room 8	22	26	26oC not to be exceeded for more than 50 hours per annum against CIBSE DSY weather data, but not on successive days				Supply air rate at 40 litres per second 1. Bedroom balanced or negative with respect to the adjoining corridor. 2. Bedroom positive with respect to the en-suite sanitary room	NEG to corridor
NSGH-STW	B0305A1	Single-bed room	22	26	26oC not to be exceeded for more than 50 hours per annum against CIBSE DSY weather data, but not on successive days				Supply air rate at 40 litres per second 1. Bedroom balanced or negative with respect to the adjoining corridor. 2. Bedroom positive with respect to the en-suite sanitary room	NEG to corridor
NSGH-RENO/M	B0305A2	Single-bed room - Renal	22	26	26oC not to be exceeded for more than 50 hours per annum against CIBSE DSY weather data, but not on successive days				Supply air rate at 40 litres per second 1. Bedroom balanced or negative with respect to the adjoining corridor. 2. Bedroom positive with respect to the en-suite sanitary room	NEG to corridor
NSGH-HOW	B0305A3	Single-bed room 4	22	26	26oC not to be exceeded for more than 50 hours per annum against CIBSE DSY weather data, but not on successive days				Supply air rate at 40 litres per second 1. Bedroom balanced or negative with respect to the adjoining corridor. 2. Bedroom positive with respect to the en-suite sanitary room	NEG to corridor
NSGH-HOW	B0305A3	Single-bed room 2	22	26	26oC not to be exceeded for more than 50 hours per annum against CIBSE DSY weather data, but not on successive days				Supply air rate at 40 litres per second 1. Bedroom balanced or negative with respect to the adjoining corridor. 2. Bedroom positive with respect to the en-suite sanitary room	NEG to corridor
NSGH-CCW/CCU	B0308A	Single-bed room: Coronary Care	22	26	26oC not to be exceeded for more than 50 hours per annum against CIBSE DSY weather data, but not on successive days				See Table 1 of HBN 04-01 Supplement 1 for guide to air volumes and pressure differentials.	
NSGH-DMW	B0607A	Multi-bed room: Day care: 4 beds	22	26	26oC not to be exceeded for more than 50 hours per annum against CIBSE DSY weather data, but not on successive days		6	6		NEG to corridor
NSGH-MP	B0607A1	Clinical Skills Lab	21	26	26oC not to be exceeded for more than 50 hours per annum against CIBSE DSY weather data, but not on successive days		-	-	Air volume to suit occupancy at 10 litres per second per person or cooling requirement; whichever the greater	-
NSGH-OPD/REH	B0616A	Multi-bed room: Cardiac day care: 4 beds	22	26	26oC not to be exceeded for more than 50 hours per annum against CIBSE DSY weather data, but not on successive days		6	6		NEG to corridor
NSGH-CCW	B1602B	Single bedroom: isolation: Critical care	27	16	Summer and winter (local control) temperature control: 16 to 27 deg.C		6	6	See Table 1 of HBN 04-01 Supplement 1 for guide to air volumes and pressure differentials.	
NSGH-CCW	B1602B	Single bed space	27	16	Summer and winter (local control) temperature control: 16 to 27 deg.C		6	6		BAL
NSGH-CCW	B1602B1	Single bed space	27	16	Summer and winter (local control) temperature control: 16 to 27 deg.C		6	6		BAL
NSGH-CCW	B1602B1	Single bedroom: isolation: Critical care	27	16	Summer and winter (local control) temperature control: 16 to 27 deg.C				See Table 1 of HBN 04-01 Supplement 1 for guide to air volumes and pressure differentials.	
NSGH-CCW	B1602B2	Single bedroom: isolation: Critical care	27	16	Summer and winter (local control) temperature control: 16 to 27 deg.C				See Table 1 of HBN 04-01 Supplement 1 for guide to air volumes and pressure differentials.	
NCH-CCW	B1602B2	Single bed space	27	16	Summer and winter (local control) temperature control: 16 to 27 deg.C		6	6		BAL
NSGH-CCW	B1602B3	Single bedroom: isolation: Critical care	27	16	Summer and winter (local control) temperature control: 16 to 27 deg.C				See Table 1 of HBN 04-01 Supplement 1 for guide to air volumes and pressure differentials.	
NCH-CCW	B1602C	Critical Care Bed space:4	27	16	Summer and winter (local control) temperature control: 16 to 27 deg.C		6	6		BAL
NCH-GENW	B1802C	Single bedroom: Children/young people: with relatives overnight stay	24	26	26oC not to be exceeded for more than 50 hours per annum against CIBSE DSY weather data Winter temperature (degC): up to 24; independent control		-	-	Supply air rate at 40 litres per second 1. Bedroom balanced or negative with respect to the adjoining corridor. 2. Bedroom positive with respect to the en-suite sanitary room	NEG to corridor
NCH-GWS/1	B1802C1	Single bedroom for Renal Dialysis	24	26	26oC not to be exceeded for more than 50 hours per annum against CIBSE DSY weather data, but not on successive days. Winter temperature (degC): up to 24; independent control				Supply air rate at 40 litres per second 1. Bedroom balanced or negative with respect to the adjoining corridor. 2. Bedroom positive with respect to the en-suite sanitary room	NEG to corridor
NCH-CARW	B1802C2	Single bedroom: Children/young people: Renal	24	26	26oC not to be exceeded for more than 50 hours per annum against CIBSE DSY weather data, but not on successive days. Winter temperature (degC): up to 24; independent control				Supply air rate at 40 litres per second 1. Bedroom balanced or negative with respect to the adjoining corridor. 2. Bedroom positive with respect to the en-suite sanitary room	NEG to corridor
NCH-GENW	B1805C	Single bedroom: isolation: Children/young people: with relatives overnight stay	24	26	26oC not to be exceeded for more than 50 hours per annum against CIBSE DSY weather data, but not on successive days. Winter temperature (degC): up to 24; independent control		-	-	See Table 1 of HBN 04-01 Supplement 1 for guide to air volumes and pressure differentials.	-
NCH-SCHW	B1805C1	Single bedroom: isolation: Children/young people: with relatives overnight stay	24	26	26oC not to be exceeded for more than 50 hours per annum against CIBSE DSY weather data, but not on successive days. Winter temperature (degC): up to 24; independent control		-	-	Supply air rate at 40 litres per second 1. Bedroom balanced or negative with respect to the adjoining corridor. 2. Bedroom positive with respect to the en-suite sanitary room	NEG to corridor
NCH-CARW	B1805C2	Single bedroom: isolation: Children/young people: Renal	24	26	26oC not to be exceeded for more than 50 hours per annum against CIBSE DSY weather data, but not on successive days. Winter temperature (degC): up to 24; independent control		-	-	Supply air rate at 40 litres per second 1. Bedroom balanced or negative with respect to the adjoining corridor. 2. Bedroom positive with respect to the en-suite sanitary room	NEG to corridor
NCH-DCFP	B1811C	Single bedroom: Children/young people day care	24	23	26oC not to be exceeded for more than 50 hours per annum against CIBSE DSY weather data, but not on successive days. Winter temperature (degC): up to 24; independent control		-	-	Supply air rate at 40 litres per second 1. Bedroom balanced or negative with respect to the adjoining corridor. 2. Bedroom positive with respect to the en-suite sanitary room	NEG to corridor
NCH-DCFP	B1811C1	Double bedroom: Children/young people day care	24	23	26oC not to be exceeded for more than 50 hours per annum against CIBSE DSY weather data, but not on successive days. Winter temperature (degC): up to 24; independent control		-	-	Supply air rate at 40 litres per second 1. Bedroom balanced or negative with respect to the adjoining corridor. 2. Bedroom positive with respect to the en-suite sanitary room	NEG to corridor
NCH-GENW	B2011C	Multi-bed room: Children/young peoples day care: 4 beds	24	26	26oC not to be exceeded for more than 50 hours per annum against CIBSE DSY weather data, but not on successive days. Winter temperature (degC): up to 24; independent control		6	6		NEG to corridor
NCH-MDU	B2011C1	Multi-bed room: Children/young peoples day care: 4 beds Type 3	24	26	26oC not to be exceeded for more than 50 hours per annum against CIBSE DSY weather data, but not on successive days. Winter temperature (degC): up to 24; independent control		6	6		NEG to corridor
NCH-SCHW	B2011C2	Multi-bed room: Children/young peoples day care: 4 beds Type 4	24	26	26oC not to be exceeded for more than 50 hours per annum against CIBSE DSY weather data, but not on successive days. Winter temperature (degC): up to 24; independent control		6	6		NEG to corridor
NCH-SCHW	B2011C3	Multi-bed room: Children/young peoples day care: 4 beds Type 5	24	26	26oC not to be exceeded for more than 50 hours per annum against CIBSE DSY weather data, but not on successive days. Winter temperature (degC): up to 24; independent control		6	6		NEG to corridor
NCH-ARU	B2011C4	Multi-bed room: Children/young peoples day care: 4 beds	24	26	26oC not to be exceeded for more than 50 hours per annum against CIBSE DSY weather data, but not on successive days. Winter temperature (degC): up to 24; independent control		6	6		NEG to corridor
NCH-23HU	B2406C	Recovery room: ECT: 8 trolleys	21	23			15	15		BAL
NCH-23HU	B2409C	Recovery room: post-anaesthetic: 4 places	21	23			15	15		BAL
NCH-CARW	B2409C1	Recovery room: post-anaesthetic: 4 places	21	23			15	15		BAL
NSGH-THE	B2417B	Recovery bay: post anaesthetic: 1 place Bed space	21	23			15	15		BAL
NSGH_END	B2417B1	Recovery bay: post anaesthetic: 1 place Bed space	21	23			15	15		BAL
NSGH-MDU	B2417B2	Bed bay: 1 place Bed space	21	25			6	6		BAL
NCH-MDU	B2417B3	Trolley Area: 10 place Trolley space	21	25			6	6		BAL
NCH-EMC	C0107C	Consulting: interview room: Mental Illness	22	26	26oC not to be exceeded for more than 50 hours per annum against CIBSE DSY weather data, but not on successive days.		-	-	Air volume to suit occupancy at 10 litres per second per person or cooling requirement; whichever the greater	BAL
NCH-DCFP	C0107C1	Therapy Room	22	26	26oC not to be exceeded for more than 50 hours per annum against CIBSE DSY weather data, but not on successive days.		-	-	Air volume to suit occupancy at 10 litres per second per person or cooling requirement; whichever the greater	BAL
NCH-CP	C0107C2	Consulting room	22	26	26oC not to be exceeded for more than 50 hours per annum against CIBSE DSY weather data, but not on successive days.		-	-	Air volume to suit occupancy at 10 litres per second per person or cooling requirement; whichever the greater	BAL
NSGH-MDU	C0201A1	Lung Function Lab	22	25			6	6		BAL
NCH-CAR	C0201C	Infant Lung Lab	22	25			6	6		BAL
NCH-CAR	C0201C1	Lung Volume Lab	22	25			6	6		BAL
NCH-OPD/1	C0203C	Consulting: examination room: ENT	22	26	26oC not to be exceeded for more than 50 hours per annum against CIBSE DSY weather data, but not on successive days.		-	-	Air volume to suit occupancy at 10 litres per second per person or cooling requirement; whichever the greater	BAL

Room Number	Lighting Service Illumination Lux	Lighting Service Illumination Lux Notes	Lighting Service Illumination Night Lux	Lighting Service Illumination Local Lux	Lighting Colour Rendering	Lighting Colour Rendering Notes	Lighting Standby Lighting Grade	Lighting Standby Lighting Grade Notes	Illumination Notes	Noise design Privacy Factor	Noise design Mechanical Services	Noise design Intrusive Noise	Noise design Acceptable Sound Level	Noise design Speech Privacy
011	300	Bench	0	0	TRUE	Ra 80	A	Lighting of the level and quality equal or nearly equal to that provided by normal lighting	Type of control: N N = Normal S = Selective V = Variable EM = Energy Management System Unified glare rating limit (UGRL): 19 Areas in which VDT present to comply with CIBSE Lighting Guide LG3 "The Visual Environment for Display Screen Use" Addendum 2001 General lighting notes: 1. Healthcare environment lighting installations to comply with CIBSE Lighting Guides LG2; LG3; & LG7 as applicable. 2. Default values to be used where surface reflectance factors not known: Ceilings: 0.7 ; Walls: 0.5; Floors: 0.2 3. The working plane is 0.85 metres above finished floor level.	-	-	0	-	FALSE
012	200	Floor	0	0	TRUE	Ra 80	A	Lighting of the level and quality equal or nearly equal to that provided by normal lighting	Type of control: N N = Normal S = Selective V = Variable EM = Energy Management System Unified glare rating limit (UGRL): 22 Areas in which VDT present to comply with CIBSE Lighting Guide LG3 "The Visual Environment for Display Screen Use" Addendum 2001 General lighting notes: 1. Healthcare environment lighting installations to comply with CIBSE Lighting Guides LG2; LG3; & LG7 as applicable. 2. Default values to be used where surface reflectance factors not known: Ceilings: 0.7 ; Walls: 0.5; Floors: 0.2 3. The working plane is 0 metres above finished floor level.	-	-	0	-	FALSE
014	300	Bench	0	0	TRUE	Ra 80	A	Lighting of the level and quality equal or nearly equal to that provided by normal lighting	Type of control: N N = Normal S = Selective V = Variable EM = Energy Management System Unified glare rating limit (UGRL): 19 Areas in which VDT present to comply with CIBSE Lighting Guide LG3 "The Visual Environment for Display Screen Use" Addendum 2001 General lighting notes: 1. Healthcare environment lighting installations to comply with CIBSE Lighting Guides LG2; LG3; & LG7 as applicable. 2. Default values to be used where surface reflectance factors not known: Ceilings: 0.7 ; Walls: 0.5; Floors: 0.2 3. The working plane is 0.85 metres above finished floor level.	-	-	0	-	FALSE
032	300	Floor	0	0	TRUE	Ra 80	A	Lighting of the level and quality equal or nearly equal to that provided by normal lighting	Type of control: N N = Normal S = Selective V = Variable EM = Energy Management System Unified glare rating limit (UGRL): 22 Areas in which VDT present to comply with CIBSE Lighting Guide LG3 "The Visual Environment for Display Screen Use" Addendum 2001 General lighting notes: 1. Healthcare environment lighting installations to comply with CIBSE Lighting Guides LG2; LG3; & LG7 as applicable. 2. Default values to be used where surface reflectance factors not known: Ceilings: 0.7 ; Walls: 0.5; Floors: 0.2 3. The working plane is 0 metres above finished floor level.	-	-	0	-	FALSE
10282	300	Floor	0	0	TRUE	Ra 85	A	Lighting of the level and quality equal or nearly equal to that provided by normal lighting	Type of control: N N = Normal S = Selective V = Variable EM = Energy Management System Unified glare rating limit (UGRL): 22 Areas in which VDT present to comply with CIBSE Lighting Guide LG3 "The Visual Environment for Display Screen Use" Addendum 2001 General lighting notes: 1. Healthcare environment lighting installations to comply with CIBSE Lighting Guides LG2; LG3; & LG7 as applicable. 2. Default values to be used where surface reflectance factors not known: Ceilings: 0.7 ; Walls: 0.5; Floors: 0.2 3. The working plane is 0 metres above finished floor level.	-	-	0	-	FALSE
10371	300	Bench	0	0	TRUE	Ra 80	A	Lighting of the level and quality equal or nearly equal to that provided by normal lighting	Type of control: N N = Normal S = Selective V = Variable EM = Energy Management System Unified glare rating limit (UGRL): 19 Areas in which VDT present to comply with CIBSE Lighting Guide LG3 "The Visual Environment for Display Screen Use" Addendum 2001 General lighting notes: 1. Healthcare environment lighting installations to comply with CIBSE Lighting Guides LG2; LG3; & LG7 as applicable. 2. Default values to be used where surface reflectance factors not known: Ceilings: 0.7 ; Walls: 0.5; Floors: 0.2 3. The working plane is 0.85 metres above finished floor level.	-	-	0	-	FALSE
10380	200	Floor	0	0	TRUE	Ra 85	A	Lighting of the level and quality equal or nearly equal to that provided by normal lighting	Type of control: N N = Normal S = Selective V = Variable EM = Energy Management System Unified glare rating limit (UGRL): 22 Areas in which VDT present to comply with CIBSE Lighting Guide LG3 "The Visual Environment for Display Screen Use" Addendum 2001 General lighting notes: 1. Healthcare environment lighting installations to comply with CIBSE Lighting Guides LG2; LG3; & LG7 as applicable. 2. Default values to be used where surface reflectance factors not known: Ceilings: 0.7 ; Walls: 0.5; Floors: 0.2 3. The working plane is 0 metres above finished floor level.	-	-	0	-	FALSE

General Noise Notes	Safety	Safety	Safety		Fire	Fire	Updated rooms	ID_RoomKey	ID_RoomInstKey
	Hot Surface Temperature deg C	Hot Water Temperature deg C	Safety Temperature Notes	General Safety Notes	Fire Enclosure	Fire Automatic Detection	ZBP Updated	Please do not amend	
	-	-				Smoke	1	777	777
	-	-				Smoke	1	778	778
	-	-				Smoke	1	781	781
	-	-				Smoke	1	783	783
	-	-				Smoke	1	788	788
	-	-				Smoke	1	790	790
	-	-				Smoke	1	792	792
1. Acoustic design to be compliant with HTM 08-01. 2. Maximum weighted standardised impact sound pressure level (L'nT;w) to be 65 dB for floors over noise sensitive areas. 2. A minimum Speech Transmission Index (STI) of 0.5 to BS EN 60268-16 (or equivalent standard) to apply to assessing speech intelligibility of audio systems for public announcements.	43	41	Maximum hot water temperature to be achieved in compliance with SHTN 6 'The Safe Operation and Maintenance of Thermostatic Mixing Valves			Smoke	1	81	81
	43	41	Maximum hot water temperature to be achieved in compliance with SHTN 6 'The Safe Operation and Maintenance of Thermostatic Mixing Valves			Smoke		813	813
	43	41	Maximum hot water temperature to be achieved in compliance with SHTN 6 'The Safe Operation and Maintenance of Thermostatic Mixing Valves			Smoke		808	808
	43	41	Maximum hot water temperature to be achieved in compliance with SHTN 6 'The Safe Operation and Maintenance of Thermostatic Mixing Valves			Smoke		814	814
	43	41	Maximum hot water temperature to be achieved in compliance with SHTN 6 'The Safe Operation and Maintenance of Thermostatic Mixing Valves			Smoke		810	810
	43	41	Maximum hot water temperature to be achieved in compliance with SHTN 6 'The Safe Operation and Maintenance of Thermostatic Mixing Valves			Smoke		812	812
	43	41	Maximum hot water temperature to be achieved in compliance with SHTN 6 'The Safe Operation and Maintenance of Thermostatic Mixing Valves			Smoke		811	811
	43	41	Maximum hot water temperature to be achieved in compliance with SHTN 6 'The Safe Operation and Maintenance of Thermostatic Mixing Valves			Smoke		815	815
	43	41	Maximum hot water temperature to be achieved in compliance with SHTN 6 'The Safe Operation and Maintenance of Thermostatic Mixing Valves			Smoke		965	965
	43	41	Maximum hot water temperature to be achieved in compliance with SHTN 6 'The Safe Operation and Maintenance of Thermostatic Mixing Valves			Smoke		847	847
	43	41	Maximum hot water temperature to be achieved in compliance with SHTN 6 'The Safe Operation and Maintenance of Thermostatic Mixing Valves			Smoke		1099	1099
	43	41	Maximum hot water temperature to be achieved in compliance with SHTN 6 'The Safe Operation and Maintenance of Thermostatic Mixing Valves			Smoke		1098	1098
1. Acoustic design to be compliant with HTM 08-01. 2. Maximum weighted standardised impact sound pressure level (L'nT;w) to be 65 dB for floors over noise sensitive areas. 2. A minimum Speech Transmission Index (STI) of 0.5 to BS EN 60268-16 (or equivalent standard) to apply to assessing speech intelligibility of audio systems for public announcements.	43	41	Maximum hot water temperature to be achieved in compliance with SHTN 6 'The Safe Operation and Maintenance of Thermostatic Mixing Valves			Smoke	1	218	218
	43	41	Maximum hot water temperature to be achieved in compliance with SHTN 6 'The Safe Operation and Maintenance of Thermostatic Mixing Valves			Smoke	1	417	417
	43	41	Maximum hot water temperature to be achieved in compliance with SHTN 6 'The Safe Operation and Maintenance of Thermostatic Mixing Valves			Smoke	1	755	755
	43	41	Maximum hot water temperature to be achieved in compliance with SHTN 6 'The Safe Operation and Maintenance of Thermostatic Mixing Valves			Smoke	1	418	418
	43	41	Maximum hot water temperature to be achieved in compliance with SHTN 6 'The Safe Operation and Maintenance of Thermostatic Mixing Valves			Smoke	1	219	219
	43	41	Maximum hot water temperature to be achieved in compliance with SHTN 6 'The Safe Operation and Maintenance of Thermostatic Mixing Valves			Smoke		826	826
	43	41	Maximum hot water temperature to be achieved in compliance with SHTN 6 'The Safe Operation and Maintenance of Thermostatic Mixing Valves			Smoke		926	926
	43	41	Maximum hot water temperature to be achieved in compliance with SHTN 6 'The Safe Operation and Maintenance of Thermostatic Mixing Valves			Smoke		925	925
	43	41	Maximum hot water temperature to be achieved in compliance with SHTN 6 'The Safe Operation and Maintenance of Thermostatic Mixing Valves			Smoke		927	927
	43	41	Maximum hot water temperature to be achieved in compliance with SHTN 6 'The Safe Operation and Maintenance of Thermostatic Mixing Valves			Smoke		911	911
	43	41	Maximum hot water temperature to be achieved in compliance with SHTN 6 'The Safe Operation and Maintenance of Thermostatic Mixing Valves			Smoke		928	928
	43	41	Maximum hot water temperature to be achieved in compliance with SHTN 6 'The Safe Operation and Maintenance of Thermostatic Mixing Valves			Smoke		834	834
	43	41	Maximum hot water temperature to be achieved in compliance with SHTN 6 'The Safe Operation and Maintenance of Thermostatic Mixing Valves			Smoke	1	301	301
	43	41	Maximum hot water temperature to be achieved in compliance with SHTN 6 'The Safe Operation and Maintenance of Thermostatic Mixing Valves			Smoke		852	852
	43	41	Maximum hot water temperature to be achieved in compliance with SHTN 6 'The Safe Operation and Maintenance of Thermostatic Mixing Valves			Smoke		967	967
	43	41	Maximum hot water temperature to be achieved in compliance with SHTN 6 'The Safe Operation and Maintenance of Thermostatic Mixing Valves			Smoke	1	302	302
	43	41	Maximum hot water temperature to be achieved in compliance with SHTN 6 'The Safe Operation and Maintenance of Thermostatic Mixing Valves			Smoke		954	954
	43	41	Maximum hot water temperature to be achieved in compliance with SHTN 6 'The Safe Operation and Maintenance of Thermostatic Mixing Valves			Smoke		966	966
	43	41	Maximum hot water temperature to be achieved in compliance with SHTN 6 'The Safe Operation and Maintenance of Thermostatic Mixing Valves			Smoke	1	595	595
	43	41	Maximum hot water temperature to be achieved in compliance with SHTN 6 'The Safe Operation and Maintenance of Thermostatic Mixing Valves			Smoke		938	938
	43	41	Maximum hot water temperature to be achieved in compliance with SHTN 6 'The Safe Operation and Maintenance of Thermostatic Mixing Valves			Smoke	1	303	303
	43	41	Maximum hot water temperature to be achieved in compliance with SHTN 6 'The Safe Operation and Maintenance of Thermostatic Mixing Valves			Smoke		859	859
	43	41	Maximum hot water temperature to be achieved in compliance with SHTN 6 'The Safe Operation and Maintenance of Thermostatic Mixing Valves			Smoke		860	860
	43	41	Maximum hot water temperature to be achieved in compliance with SHTN 6 'The Safe Operation and Maintenance of Thermostatic Mixing Valves			Smoke		861	861
	43	41	Maximum hot water temperature to be achieved in compliance with SHTN 6 'The Safe Operation and Maintenance of Thermostatic Mixing Valves			Smoke		973	973
	43	41	Maximum hot water temperature to be achieved in compliance with SHTN 6 'The Safe Operation and Maintenance of Thermostatic Mixing Valves			Smoke	1	596	596
	43	41	Maximum hot water temperature to be achieved in compliance with SHTN 6 'The Safe Operation and Maintenance of Thermostatic Mixing Valves			Smoke	1	597	597
	43	41	Maximum hot water temperature to be achieved in compliance with SHTN 6 'The Safe Operation and Maintenance of Thermostatic Mixing Valves			Smoke		970	970
	43	41	Maximum hot water temperature to be achieved in compliance with SHTN 6 'The Safe Operation and Maintenance of Thermostatic Mixing Valves	Part of multi-bay.		Smoke	1	220	220
	43	41	Maximum hot water temperature to be achieved in compliance with SHTN 6 'The Safe Operation and Maintenance of Thermostatic Mixing Valves			Smoke		1000	1000
	43	41	Maximum hot water temperature to be achieved in compliance with SHTN 6 'The Safe Operation and Maintenance of Thermostatic Mixing Valves			Smoke		856	856
	43	41	Maximum hot water temperature to be achieved in compliance with SHTN 6 'The Safe Operation and Maintenance of Thermostatic Mixing Valves			Smoke		858	858
	43	41	Maximum hot water temperature to be achieved in compliance with SHTN 6 'The Safe Operation and Maintenance of Thermostatic Mixing Valves			Smoke	1	598	598
	43	41	Maximum hot water temperature to be achieved in compliance with SHTN 6 'The Safe Operation and Maintenance of Thermostatic Mixing Valves			Smoke		940	940
	43	41	Maximum hot water temperature to be achieved in compliance with SHTN 6 'The Safe Operation and Maintenance of Thermostatic Mixing Valves			Smoke		963	963
SN8;SN9;Discussion with patients should not be audible outside room.	43	41	Maximum hot water temperature to be achieved in compliance with SHTN 6 'The Safe Operation and Maintenance of Thermostatic Mixing Valves		SN10	Smoke	1	338	338
SN3;SN4;good level of general light up for calibration and adjustment of test equipment;anti glare above computer workstations;dimmable for patient comfort.	43	41	Maximum hot water temperature to be achieved in compliance with SHTN 6 'The Safe Operation and Maintenance of Thermostatic Mixing Valves			Smoke		979	979
SN3;SN4;good level of general light up for calibration and adjustment of test equipment;anti glare above computer workstations;dimmable for patient comfort.	43	41	Maximum hot water temperature to be achieved in compliance with SHTN 6 'The Safe Operation and Maintenance of Thermostatic Mixing Valves			Smoke		980	980
	43	41	Maximum hot water temperature to be achieved in compliance with SHTN 6 'The Safe Operation and Maintenance of Thermostatic Mixing Valves			Smoke		1043	1043



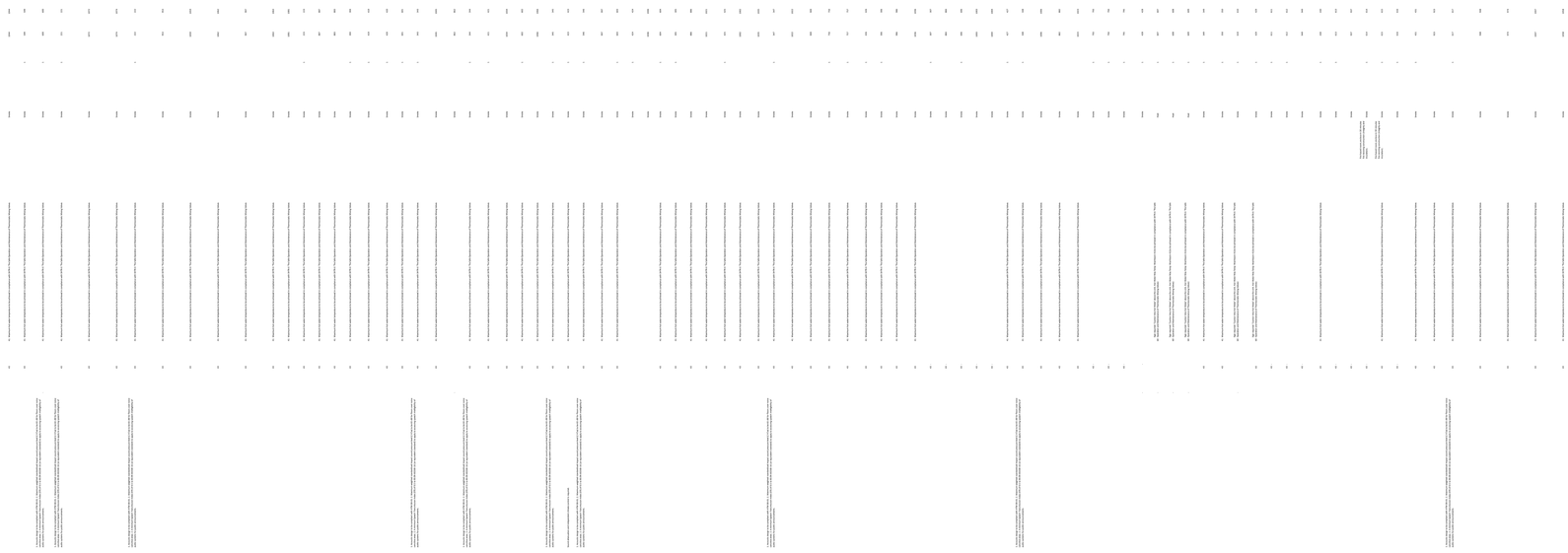

NCH-CCW	D1402C	Sitting room: 15 visitors	21	26	26oC not to be exceeded for more than 50 hours per annum against CIBSE DSY weather data, but not on successive days.	-	-	Air volume to suit occupancy at 10 litres per second per person	BAL		200	Floor	0		0		TRUE	Ra 80	A	Lighting of the level and quality equal or nearly equal to that provided by normal lighting	Type of control: N N = Normal S = Selective V = Variable EM = Energy Management System Unified glare rating limit (UGRL): 19 Areas in which VDT present to comply with CIBSE Lighting Guide LG3 "The Visual Environment for Display Screen Use" Addendum 2001 General lighting notes: 1. Healthcare environment lighting installations to comply with CIBSE Lighting Guides LG2; LG3; & LG7 as applicable. 2. Default values to be used where surface reflectance factors not known: Ceilings: 0.7 ; Walls: 0.5; Floors: 0.2 3. The working plane is 0 metres above finished floor level.	75	35	45	Ref: HTM2045	-	FALSE
NCH-CP	D1405C	Sitting room: 5 relatives	21	26	26oC not to be exceeded for more than 50 hours per annum against CIBSE DSY weather data, but not on successive days.	-	-	Air volume to suit occupancy at 10 litres per second per person	BAL		200	Floor	0		0		TRUE	Ra 80	A	Lighting of the level and quality equal or nearly equal to that provided by normal lighting	Type of control: N N = Normal S = Selective V = Variable EM = Energy Management System Unified glare rating limit (UGRL): 19 Areas in which VDT present to comply with CIBSE Lighting Guide LG3 "The Visual Environment for Display Screen Use" Addendum 2001 General lighting notes: 1. Healthcare environment lighting installations to comply with CIBSE Lighting Guides LG2; LG3; & LG7 as applicable. 2. Default values to be used where surface reflectance factors not known: Ceilings: 0.7 ; Walls: 0.5; Floors: 0.2 3. The working plane is 0 metres above finished floor level.	75	35	45	Ref: HTM2045	-	FALSE
NCH-DCFP	D1405C1	Sitting room: 5 relatives	21	26	26oC not to be exceeded for more than 50 hours per annum against CIBSE DSY weather data, but not on successive days.	-	-	Air volume to suit occupancy at 10 litres per second per person	BAL		200	Floor	0		0		TRUE	Ra 80	A	Lighting of the level and quality equal or nearly equal to that provided by normal lighting	Type of control: N N = Normal S = Selective V = Variable EM = Energy Management System Unified glare rating limit (UGRL): 19 Areas in which VDT present to comply with CIBSE Lighting Guide LG3 "The Visual Environment for Display Screen Use" Addendum 2001 General lighting notes: 1. Healthcare environment lighting installations to comply with CIBSE Lighting Guides LG2; LG3; & LG7 as applicable. 2. Default values to be used where surface reflectance factors not known: Ceilings: 0.7 ; Walls: 0.5; Floors: 0.2 3. The working plane is 0 metres above finished floor level.	75	35		Ref: HTM2045	-	
NSGH-THE	D1504A	On-call overnight stay room	21	26	26oC not to be exceeded for more than 50 hours per annum against CIBSE DSY weather data, but not on successive days.	-	-	Air volume to suit occupancy at 10 litres per second per person	BAL		150	Floor; 300 lux Desk	0		150	Bed	TRUE	Ra 80	A	Lighting of the level and quality equal or nearly equal to that provided by normal lighting	[illegible]	80	30	35	Ref: HTM2045	-	TRUE
NCH-CCW	D1504C	On-call overnight stay room	21	26	26oC not to be exceeded for more than 50 hours per annum against CIBSE DSY weather data, but not on successive days.	-	-	Air volume to suit occupancy at 10 litres per second per person	BAL		150	Floor; 300 lux Desk	0		150	Bed	TRUE	Ra 80	A	Lighting of the level and quality equal or nearly equal to that provided by normal lighting	[illegible]	80	30		Ref: HTM2045	-	
NSGH-RAG/F	E0113B	Imaging room: Ultrasound: general With reporting workstation	21	25		6	6	Mechanical ventilation (supply & extract): To suit overall equipment design of area.	POS		300	Average at bed height. Dimming facilities are required.	0		1000	Examination Lamp	TRUE	Ra 85	A	Lighting of the level and quality equal or nearly equal to that provided by normal lighting	[illegible]	80	30	35	Ref: HTM2045	-	TRUE
NCH-RCG/F	E0113B1	Imaging room: Ultrasound: general With reporting workstation	21	25		6	6	Mechanical ventilation (supply & extract): To suit overall equipment design of area.	POS		300	Average at bed height. Dimming facilities are required.	0		1000	Examination Lamp	TRUE	Ra 85	A	Lighting of the level and quality equal or nearly equal to that provided by normal lighting	[illegible]	80	30		Ref: HTM2045 Acoustics: 1. Acoustic design to be compliant with HTM 08-01. 2. Maximum weighted standardised impact sound pressure level (L'nT,w) to be 65 dB for floors over noise sensitive areas. 2. A minimum Speech Transmission Index (STI) of 0.5 to BS EN 60268-16 (or equivalent standard) to apply to accessing speech intelligibility of audio systems for public announcements.	-	
NSGH-OPD	E0113B2	Vascular Lab	21	25		6	6	Mechanical ventilation (supply & extract): To suit overall equipment design of area.	POS		300	Bed. Dimming facilities are required.	0		1000	Examination Lamp	TRUE	Ra 85	A	Lighting of the level and quality equal or nearly equal to that provided by normal lighting	[illegible]	80	30		Ref: HTM2045 Acoustics: 1. Acoustic design to be compliant with HTM 08-01. 2. Maximum weighted standardised impact sound pressure level (L'nT,w) to be 65 dB for floors over noise sensitive areas. 2. A minimum Speech Transmission Index (STI) of 0.5 to BS EN 60268-16 (or equivalent standard) to apply to accessing speech intelligibility of audio systems for public announcements.	-	
NSGH-RAG/F	E0125B	Imaging room: conventional: general x-ray With mobile examination lamp	21	25		5	6	Mechanical ventilation (supply): Up to 6 ac/hr depending on local conditions. Mechanical ventilation (extract): To suit overall design of area	POS	Humidity control to suit equipment.	300	Working plane	0		0		TRUE	Ra 85	A	Lighting of the level and quality equal or nearly equal to that provided by normal lighting	[illegible]	80	30	35		-	FALSE
NCH-RCG/F	E0125B1	Imaging room: conventional: general x-ray With mobile examination lamp	21	25		5	6	Mechanical ventilation (supply): Up to 6 ac/hr depending on local conditions. Mechanical ventilation (extract): To suit overall design of area	POS		300	Working plane	0		0		TRUE	Ra 85	A	Lighting of the level and quality equal or nearly equal to that provided by normal lighting	[illegible]	80	30			-	
NCH-RCG/F	E0136C	Image control/reporting room	20	26	26oC not to be exceeded for more than 50 hours per annum against CIBSE DSY weather data, but not on successive days.	-	-	Air volume to suit occupancy at 10 litres per second per person	BAL	Humidity control to suit equipment.	300	Working plane. Dimming facilities are required.	0		0		TRUE	Ra 80	A	Lighting of the level and quality equal or nearly equal to that provided by normal lighting	[illegible]	-	-	0	Noise intrusion from external sources: equivalent continuous sound pressure level; 1hr. Daytime: 40 Night: Maximum f night: 1. Maximum value inside room space. 2. See Table 1 of HTM 08-01 Maximum internal noise from M&E services (NR): 35 1. See Table 2 of HTM 08-01. 2. All plant to be operating at maximum normal design duty. Sound insulation parameters: Privacy: Confidential Noise generation: Typical Noise sensitivity: Medium See Table 3 of HTM 08-01 Sound insulation rating: 47 1. Minimum value of noise sensitivity of receiving room. 2. See Table 4 of HTM 08-01. 3. Adjust for specific room adjacencies in accordance with table 5 of HTM 08-01.	-	FALSE
NSGH-RAG/F	E0141A	Imaging room: Mammography	21	25		5	6	Mechanical ventilation (supply): Up to 6 ac/hr to suit equipment & depending on local conditions. Mechanical ventilation (extract): To suit overall equipment design of area.	POS		300	Working plane	0		0		TRUE	Ra 85	A	Lighting of the level and quality equal or nearly equal to that provided by normal lighting	[illegible]	80	30	35	Ref: HTM2045	-	FALSE
NCH-RCG/F	E0151C	Imaging room: Bone Mineral Densitometry (BMD)	21	25		5	6	Mechanical ventilation (supply): Up to 6 ac/hr to suit equipment & depending on local conditions. Mechanical ventilation (extract): To suit overall equipment design of area.	POS	Humidity control to suit equipment.	300	1m AFFL	0		0		TRUE	Ra 85	A	Lighting of the level and quality equal or nearly equal to that provided by normal lighting	[illegible]	80	30	35	Ref: HTM2045	-	FALSE
NCH-RCG/F	E0206C	Darkroom: processing: viewing area: 2 processors Bench top	20	25		10	8	Mechanical ventilation (supply): to suit ventilation extract rate. Mechanical ventilation (extract): to suit equipment requirements and COSHH regulations	NEG		50	Bench	0		0		TRUE	Ra 80	A	Lighting of the level and quality equal or nearly equal to that provided by normal lighting	[illegible]	75	35	40	Ref: HTM2045	-	FALSE
NSGH-RAG/F	E0305A	Imaging room: remote fluoroscopy: barium	21	25	Temperature: Control 21degC - 25degC	5	6	Mechanical ventilation (supply): Up to 6 ac/hr. depending on local conditions. Mechanical ventilation (extract): Extract to suit overall design of diagnostic & processing areas.	POS		300	Working plane	0		0		TRUE	Ra 85	A	Lighting of the level and quality equal or nearly equal to that provided by normal lighting	[illegible]	80	30	35	Ref: HTM2045	-	FALSE
NSGH-RAG/F	E0311A	Imaging room: Interventional Radiology	21	25	Temperature: Control 21degC - 25degC	5	6	Mechanical ventilation (supply): Up to 6 ac/hr depending on local conditions. Mechanical ventilation (extract): To suit overall design of diagnostic & processing areas.	POS		300	Working plane	0		0		TRUE	Ra 85	A	Lighting of the level and quality equal or nearly equal to that provided by normal lighting	[illegible]	80	30	35	Ref: HTM2045	-	FALSE
NCH-RCG/F	E0311A1	Imaging room: Interventional Radiology	21	23	Temperature: Control 21degC - 25degC	5	6	Mechanical ventilation (supply): Up to 6 ac/hr depending on local conditions. Mechanical ventilation (extract): To suit overall design of diagnostic & processing areas.	POS		300	Working plane	0		0		TRUE	Ra 85	A	Lighting of the level and quality equal or nearly equal to that provided by normal lighting	[illegible]	80	30		Ref: HTM2045	-	
NCH-RCG/F	E0312C	Fluoroscopy	21	25	Temperature: Control 21degC - 25degC	5	6	Mechanical ventilation (supply): Up to 6 ac/hr depending on local conditions. Mechanical ventilation (extract): To suit overall design of diagnostic & processing areas.	POS	Humidity control to suit equipment.	300	Bench	0		0		TRUE	Ra 85	A	Lighting of the level and quality equal or nearly equal to that provided by normal lighting	[illegible]	80	30	350	Ref: HTM2045	-	FALSE
NCH-CAR	E0501C	Imaging reporting room: 2 workstations	21	26	26oC not to be exceeded for more than 50 hours per annum against CIBSE DSY weather data, but not on successive days.	-	-	Air volume to suit occupancy at 10 litres per second per person	BAL		300	Working plane. Dimming facilities are required.	0		0		TRUE	Ra 80	A	Lighting of the level and quality equal or nearly equal to that provided by normal lighting	[illegible]	75	30	35	Ref: HTM2045	-	FALSE
NCH-OPD/3	E0501C1	Imaging reporting room	21	26	26oC not to be exceeded for more than 50 hours per annum against CIBSE DSY weather data, but not on successive days.	-	-	Air volume to suit occupancy at 10 litres per second per person	BAL		300	Working plane. Dimming facilities are required.	0		0		TRUE	Ra 80	A	Lighting of the level and quality equal or nearly equal to that provided by normal lighting	[illegible]	75	30		Ref: HTM2045	-	
NCH-CCW	E0523C	Workstations	21	26	26oC not to be exceeded for more than 50 hours per annum against CIBSE DSY weather data, but not on successive days.	-	-	Air volume to suit occupancy at 10 litres per second per person	BAL		500	Desk	0		0		TRUE	Ra 80	A	Lighting of the level and quality equal or nearly equal to that provided by normal lighting	[illegible]	75	35	40	Ref: HTM2045	-	FALSE
NSGH-RAG/F	E0527A	Processing: viewing room: serving 2 imaging rooms Computed Radiography unit (CR)	20	26	26oC not to be exceeded for more than 50 hours per annum against CIBSE DSY weather data, but not on successive days.	10	8	Mechanical ventilation (supply): to suit ventilation extract rate. Mechanical ventilation (extract): to suit equipment requirements and COSHH regulations	NEG		300	1m above floor. Luminaires with luminance limiting angle of 65 degrees	0		0		TRUE	Ra 80	A	Lighting of the level and quality equal or nearly equal to that provided by normal lighting	[illegible]	75	35	40	Sound attenuation (processor noise). Ref: HTM2045	-	FALSE
NCH-RCG/F	E0529C	Processing: viewing room: serving 3/4 imaging rooms Computed Radiography unit (CR)	20	26	26oC not to be exceeded for more than 50 hours per annum against CIBSE DSY weather data, but not on successive days.	10	8	Mechanical ventilation (supply): to suit ventilation extract rate. Mechanical ventilation (extract): to suit equipment requirements and COSHH regulations	NEG		300	Desk	0		0		TRUE	Ra 80	A	Lighting of the level and quality equal or nearly equal to that provided by normal lighting	[illegible]	75	35	40	Sound attenuation (processor noise). Ref: HTM2045	-	FALSE
NSGH-RNM	E0531A	Reporting room: 1 workstation PACS	21	26	26oC not to be exceeded for more than 50 hours per annum against CIBSE DSY weather data, but not on successive days.	-	-	Air volume to suit occupancy at 10 litres per second per person	BAL		300	Working plane. Dimming facilities are required.	0		0		TRUE	Ra 80	A	Lighting of the level and quality equal or nearly equal to that provided by normal lighting	[illegible]	75	30	35	Ref: HTM2045	-	FALSE
NSGH-MIL	E0531C	Video/Digital Editing Room	21	26	26oC not to be exceeded for more than 50 hours per annum against CIBSE DSY weather data, but not on successive days.	-	-	Air volume to suit occupancy at 10 litres per second per person	BAL		300	Desk	0		0		TRUE	Ra 80	A	Lighting of the level and quality equal or nearly equal to that provided by normal lighting	[illegible]	75	30	35		-	FALSE
NCH-RCG/F	E0534C	Reporting room: 4 workstations PACS	21	26	26oC not to be exceeded for more than 50 hours per annum against CIBSE DSY weather data, but not on successive days.	-	-	Air volume to suit occupancy at 10 litres per second per person	BAL		300	Working plane. Dimming facilities are required.	0		0		TRUE	Ra 80	A	Lighting of the level and quality equal or nearly equal to that provided by normal lighting	[illegible]	75	30	35	ref: HTM2045	-	FALSE
NSGH-FM	E0534C1	Studies Area	21	26	26oC not to be exceeded for more than 50 hours per annum against CIBSE DSY weather data, but not on successive days.	-	-	Air volume to suit occupancy at 10 litres per second per person	BAL		300	Working plane. Dimming facilities are required.	0		0		TRUE	Ra 80	A	Lighting of the level and quality equal or nearly equal to that provided by normal lighting	[illegible]	75	30		ref: HTM2045	-	
NSGH-FM	E0534C2	Radiology hot desks (10 person)	21	26	26oC not to be exceeded for more than 50 hours per annum against CIBSE DSY weather data, but not on successive days.	-	-	Air volume to suit occupancy at 10 litres per second per person	BAL		300	Working plane. Dimming facilities are required.	0		0		TRUE	Ra 80	A	Lighting of the level and quality equal or nearly equal to that provided by normal lighting	[illegible]	75	30		ref: HTM2045	-	
NSGH-RAG/F	E0538A	Imaging review room: 6 workstations	21	26	26oC not to be exceeded for more than 50 hours per annum against CIBSE DSY weather data, but not on successive days.	-	-	Air volume to suit occupancy at 10 litres per second per person	BAL		300	Working plane. Dimming facilities are required.	0		0		TRUE	Ra 80	A	Lighting of the level and quality equal or nearly equal to that provided by normal lighting	[illegible]	75	30	35	Ref: HTM2045	-	FALSE
NCH-RCG/F	E0601B	Scanner room: Computed Tomography (CT)	21	25	Temperature: Control 21 deg C - 25 deg C	5	6	Mechanical ventilation (supply): Air volume to suit heat gains from equipment. Mechanical ventilation (extract): Medical gas scavenging required.	POS	Humidity control to suit equipment.	300	Equipment. Dimming facilities are required.	0		0	10-100 Variable Couch	TRUE	Ra 85	A	Lighting of the level and quality equal or nearly equal to that provided by normal lighting	[illegible]	80	30	35	Ref: HTM2045	-	FALSE
NSGH-RAG/F	E0601B1	Scanner room: Computed Tomography (CT)	21	25	Temperature: Control 21 deg C - 25 deg C	5	6	Mechanical ventilation (supply): Air volume to suit heat gains from equipment. Mechanical ventilation (extract): Medical gas scavenging required.	POS		300	Equipment. Dimming facilities are required.	0		0	10-100 Variable Couch	TRUE	Ra 85	A	Lighting of the level and quality equal or nearly equal to that provided by normal lighting	[illegible]	80	30		Ref: HTM2045 Acoustics: 1. Acoustic design to be compliant with HTM 08-01. 2. Maximum weighted standardised impact sound pressure level (L'nT,w) to be 65 dB for floors over noise sensitive areas. 2. A minimum Speech Transmission Index (STI) of 0.5 to BS EN 60268-16 (or equivalent standard) to apply to accessing speech intelligibility of audio systems for public announcements.	-	
NSGH-RNM	E0604B	Control room: serving CT room	21	25	Temperature: Control 21degC - 25degC	-	-	Air volume to suit occupancy at 10 litres per second per person	POS	Humidity control to suit equipment.	300	Desk	0		0	Remote switching of lighting in Simulator room. Dimmable	TRUE	Ra 80	A	Lighting of the level and quality equal or nearly equal to that provided by normal lighting	[illegible]	80	30	35	Ref: HTM2045	-	FALSE
NSGH-RAG/F	E0608A	Control room: serving 2 CT rooms	21	25	Temperature: Control 21degC - 25degC	-	-	Air volume to suit occupancy at 10 litres per second per person	BAL		300	Desk	0		0	Remote switching of lighting in Simulator room. Dimmable	TRUE	Ra 80	A	Lighting of the level and quality equal or nearly equal to that provided by normal lighting	[illegible]	80	30	35	Ref: HTM2045	-	FALSE
NSGH-RAG/F	E0701A	CT Preparation room	21	26	26oC not to be exceeded for more than 50 hours per annum against CIBSE DSY weather data, but not on successive days.	5	6	Mechanical ventilation (supply): Air volume to suit heat gains from equipment. Mechanical ventilation (extract): Medical gas scavenging required.	POS		500	Bench	0		0		TRUE	Ra 85	A	Lighting of the level and quality equal or nearly equal to that provided by normal lighting	[illegible]	70	30		Ref: HTM2045	-	
NCH-RCG/F	E0702C	Waiting 'hot' room post-injection: 7 patients Radionuclide	21	26	26oC not to be exceeded for more than 50 hours per annum against CIBSE DSY weather data, but not on successive days.	-	-	Air volume to suit occupancy at 10 litres per second per person	BAL		200	Floor	0		0		TRUE	Ra 85	A	Lighting of the level and quality equal or nearly equal to that provided by normal lighting	[illegible]	70	30	40	Ref: HTM2045	-	FALSE
NSGH-RNM	E0713A	Imaging room: Gamma Camera multi detector with stress facility Radionuclide	21	23	See text ref. control of rate of cooling for crystal detector.	5	6	Mechanical ventilation (supply): Up to 6 ac/hr depending on local conditions. Extract to suit design	POS		300	Working plane	0		0		TRUE	Ra 85	A	Lighting of the level and quality equal or nearly equal to that provided by normal lighting	[illegible]	80	30	35	Ref: HTM2045	-	FALSE
NSGH-RNM	E0713A1	Imaging room: Gamma Camera multi detector with stress facility Radionuclide	21	23	See text ref. control of rate of cooling for crystal detector.	5	6	Mechanical ventilation (supply): Up to 6 ac/hr depending on local conditions. Extract to suit design	POS		300	Working plane	0		0		TRUE	Ra 85	A	Lighting of the level and quality equal or nearly equal to that provided by normal lighting	[illegible]	80	30		Ref: HTM2045	-	
NSGH-RNM	E0714A	Imaging room: Gamma Camera multi detector SPECT Radionuclide	21	23	See text ref. control of rate of cooling See text ref. control of rate of cooling for crystal detector.	5	6	Mechanical ventilation (supply): Up to 6 ac/hr depending on local conditions. Extract to suit design.	POS		300	Working plane	0		0		TRUE	Ra 85	A	Lighting of the level and quality equal or nearly equal to that provided by normal lighting	[illegible]	80	30	35	Ref: HTM2045	-	FALSE
NSGH-RAG/F	E0811A	Control room: serving 2 MRI rooms	21	25	Temperature: Control 20degC - 25degC	-	-	Mechanical ventilation (supply): Air volume to suit heat gains from equipment. Extract to suit design.	BAL		300	Desk	0		0	Remote switching of lighting in MRI room. Dimmable	TRUE	Ra 85	A	Lighting of the level and quality equal or nearly equal to that provided by normal lighting	[illegible]	80	30	35	Ref: HTM2045	-	FALSE
NSGH-RAG/F	E0815B	Scanner room: open Magnetic Resonance Imaging (MRI)	21	21	+/-2 deg.C. Ref to HBN for temperature control.	5	6	Mechanical ventilation (supply): Air volume to suit heat gain from equipment.	POS	Humidity control to suit equipment.	300	Trolley. Dimming facilities are required.	0		200	For patient examination. Dimmers or individual lamp device rectifiers should be used.	TRUE	Ra 85	A	Lighting of the level and quality equal or nearly equal to that provided by normal lighting	[illegible]	80	30	35	[illegible]	-	FALSE
NCH-RCG/F	E0815B1	Scanner room: open Magnetic Resonance Imaging (MRI)	21	21	+/-2 deg.C. Ref to HBN for temperature control.	5	6	Mechanical ventilation (supply): Air volume to suit heat gain from equipment.	POS		300	Trolley. Dimming facilities are required.	0		200	For patient examination. Dimmers or individual lamp device rectifiers should be used.	TRUE	Ra 85	A	Lighting of the level and quality equal or nearly equal to that provided by normal lighting	[illegible]	80	30		[illegible]	-	
NCH-RCG/F	E0817C	Control room serving open MRI Room layout in preparation	21	25	Temperature: Control 20degC - 25degC	-	-	Air volume to suit occupancy at 10 litres per second per person	BAL	Humidity control to suit equipment.	300	Desk	0		0	Remote switching of lighting in MRI room. Dimmable	TRUE	Ra 80	A	Lighting of the level and quality equal or nearly equal to that provided by normal lighting	[illegible]	80	30	35		-	FALSE
NSGH-RAG/F	E0902A	Control room: serving Interventional Radiology	21	25	Temperature: Control 20degC - 25degC	-	-	Air volume to suit occupancy at 10 litres per second per person	BAL		300	Desk	0		0	Remote switching of lighting in Interventional Radiology room. Dimmable	TRUE	Ra 80	A	Lighting of the level and quality equal or nearly equal to that provided by normal lighting	[illegible]	80	30	35	Ref: HTM2045	-	FALSE
NCH-RCG/F	E0902C	Combined Control room	21	23	Temperature: Control 20degC - 25degC	-	-	Air volume to suit occupancy at 10 litres per second per person	BAL		300	Desk	0		0	Remote switching of lighting in Catheter Laboratory. Dimmable	TRUE	Ra 80	A	Lighting of the level and quality equal or nearly equal to that provided by normal lighting	[illegible]	80	30		Ref: HTM2045	-	
NSGH-ENT	F0410A	Cafe area: 20 places	21	None		-	-	Air volume to suit occupancy at 10 litres per second per person or cooling requirement, whichever the greater	BAL		50	General	0		200	tables	TRUE	Ra 80	A	Lighting of the level and quality equal or nearly equal to that provided by normal lighting	[illegible]	-	-	0		-	FALSE
NSGH-FM	F0612A2	Staff Accommodation - Junior Doctors Office	21	26	26oC not to be exceeded for more than 50 hours per annum against CIBSE DSY weather data, but not on successive days.	-	-	Air volume to suit occupancy at 10 litres per second per person	BAL		500	Desk	0		0		TRUE	Ra 80	A	Lighting of the level and quality equal or nearly equal to that provided by normal lighting	[illegible]	70	35			-	
NSGH-CCW	F0612A2	Staff Lounge (including pantry area)	21	26	26oC not to be exceeded for more than 50 hours per annum against CIBSE DSY weather data, but not on successive days.	6	6	Mechanical ventilation (supply): Air volume to suit heat gain from equipment.	BAL		200	Tables/Counter	0		0		TRUE	Ra 80	A	Lighting of the level and quality equal or nearly equal to that provided by normal lighting	[illegible]	70	35	45		-	FALSE
NSGH-RAG/F	G0101A	Parking bay: mobile 2 x-ray units	16	None		-	-				200	Average at floor	0		0		TRUE	Ra 80	A	Lighting of the level and quality equal or nearly equal to that provided by normal lighting	[illegible]	-	-	0		-	FALSE
NSGH-GENW	G0103B	Parking bay: resuscitation trolley	16	None		-	-				200	Average at floor 1. Max point illuminance 550 lux	0		0		TRUE	Ra 80	A	Lighting of the level and quality equal or nearly equal to that provided by normal lighting	[illegible]	-	-	0		-	FALSE
NCH-CCW	G0104C	Parking bay: resuscitation trolley and cylinder trolley	16	None		-	-				200	Floor.	0		0		TRUE	Ra 80	A	Lighting of the level and quality equal or nearly equal to that provided by normal lighting	[illegible]	-	-	0		-	FALSE
NCH-ENT	G0108C	Parking bay: shopping: prams: pushchairs	16	None		-	-				200	Floor.	0		0		TRUE	Ra 80	A	Lighting of the level and quality equal or nearly equal to that provided by normal lighting	[illegible]	-	-	0		-	FALSE
NSGH-ENT	G0114A	Parking bay: 2 patient trolleys: 8 wheelchairs	16	None		-	-				200	Average at floor	0		0		TRUE	Ra 80	A	Lighting of the level and quality equal or nearly equal to that provided by normal lighting	[illegible]	-	-	0		-	FALSE
NSGH-GENW	G0118B	Linen bay: exchange trolley	16	None		-	-				100	Average at floor 1. Max point illuminance 170 lux	0		0		TRUE	Ra 80	A	Lighting of the level and quality equal or nearly equal to that provided by normal lighting	[illegible]	-	-	0		-	FALSE
NSGH-RAG/F	G0119B	Parking bay: 6 wheelchairs	16	None		-	-				200	Floor.	0		0		TRUE	Ra 80	A	Lighting of the level and quality equal or nearly equal to that provided by normal lighting	[illegible]	-	-	0	Noise intrusion from external sources: equivalent continuous sound pressure level; 1hr. Maximum night: 1. Maximum value inside room space. 2. See Table 1 of HTM 08-01 Maximum internal noise from M&E services (NR): 40 1. See Table 2 of HTM 08-01. 2. All plant to be operating at maximum normal design duty. See Table 3 of HTM 08-01	-	FALSE
NCH-RCG/F	G0125C	Lead aprons bay	16	None		-	-				150	Floor	0		0		TRUE	Ra 80	A	Lighting of the level and quality equal or nearly equal to that provided by normal lighting	[illegible]	-	-	0		-	FALSE
NSGH-EMC	G0128B	Parking bay: 3 accident trolleys: 2 wheelchairs	16	None		-	-				200	Floor.	0		0		TRUE	Ra 80	A	Lighting of the level and quality equal or nearly equal to that provided by normal lighting	[illegible]	-	-	0	Noise intrusion from external sources: equivalent continuous sound pressure level; 1hr. Maximum night: 1. Maximum value inside room space. 2. See Table 1 of HTM 08-01 Maximum internal noise from M&E services (NR): 40 1. See Table 2 of HTM 08-01. 2. All plant to be operating at maximum normal design duty. See Table 3 of HTM 08-01	-	FALSE
NSGH-GENW	G0129A	Parking bay: wheelchair	16	None		-	-				200	Floor	0		0		TRUE	Ra 80	A	Lighting of the level and quality equal or nearly equal to that provided by normal lighting	[illegible]	-	-	0		-	FALSE
NSGH-REH	G0130A	Parking bay: 3 wheelchairs	16	None		-	-				200	Floor	0		0		TRUE	Ra 80	A	Lighting of the level and quality equal or nearly equal to that provided by normal lighting	[illegible]	-	-	0		-	FALSE
NCH-CARD	G0133C	Parking bay: 2 patient trolleys: 6 wheelchairs	16	None		-	-				200	Floor	0		0		TRUE	Ra 80	A	Lighting of the level and quality equal or nearly equal to that provided by normal lighting	[illegible]	-	-	0		-	FALSE
NCH-ARU	G0133C1	Parking bay: 4 patient trolleys: 6 wheelchairs	16	None		-	-				200	Floor	0		0		TRUE	Ra 80	A	Lighting of the level and quality equal or nearly equal to that provided by normal lighting	[illegible]	-	-	0		-	FALSE
NCH-EMC	G0139C	Parking bay: ultrasound unit	16	None		-	-				200	Floor	0		0		TRUE	Ra 80	A	Lighting of the level and quality equal or nearly equal to that provided by normal lighting	[illegible]	-	-	0		-	FALSE
NSGH-THE	G0142B	Parking bay: mobile x-ray: ultrasound unit	16	None		-	-				200	Floor	0		0		TRUE	Ra 80	A	Lighting of the level and quality equal or nearly equal to that provided by normal lighting	[illegible]	-	-	0		-	FALSE
NSGH-CCW	G0143A	Parking bay: mobile x-ray: image intensifier: ultrasound unit	16	None		-	-				200	Floor	0		0		TRUE	Ra 80	A	Lighting of the level and quality equal or nearly equal to that provided by normal lighting	[illegible]	-	-	0		-	FALSE
NSGH-RENO/M	G0149A	Parking bay: equipment: general	16	None		-	-				200	Floor	0		0		TRUE	Ra 80	A	Lighting of the level and quality equal or nearly equal to that provided by normal lighting	[illegible]	-	-	0		-	FALSE
NCH-CARW	G0149A1	Echo Parking	16	None		-	-				200	Floor	0		0		TRUE	Ra 80	A	Lighting of the level and quality equal or nearly equal to that provided by normal lighting	[illegible]	-	-			-	
NSGH-GENW	G0180B	Parking bay	16	None		-	-				200	Floor	0		0		TRUE	Ra 80	A	Lighting of the level and quality equal or nearly equal to that provided by normal lighting	[illegible]	-	-	0	[illegible]	-	FALSE
NSGH-THE	G0405B	Exit/parking bay: theatre: Shared	21	None		-	-				300	Average at Bed/Trolley 1. Max point illuminance 520 lux	0		0		TRUE	Ra 85	A	Lighting of the level and quality equal or nearly equal to that provided by normal lighting	[illegible]	-	-	0		-	FALSE
NCH-REH	G0405C	Exit/Goods in lobby	-	None		-	-				200	Floor	0		0		TRUE	Ra 80	A	Lighting of the level and quality equal or nearly equal to that provided by normal lighting	[illegible]	-	-	0		-	FALSE
NSGH-DEC	G0507A	Lobby: gowning 1	21	None		-	-	See HBN 04-01 Supplement 1 for further details of specific requirements.	POS		200	Floor	0		0		TRUE	Ra 80	A	Lighting of the level and quality equal or nearly equal to that provided by normal lighting	[illegible]	70	45	50	Ref: HTM2045	-	FALSE
NSGH-EMC	G0507A2	Lobby	21	None		-	-	See HBN 04-01 Supplement 1 for further details of specific requirements.	POS		200	Floor	0		0		TRUE	Ra 80	A	Lighting of the level and quality equal or nearly equal to that provided by normal lighting	[illegible]	70	45		Ref: HTM2045	-	
NSGH-DEC	G0510A	Lobby: gowning 2	21	None		-	-	See HBN 04-01 Supplement 1 for further details of specific requirements.	POS		200	Floor	0		0		TRUE	Ra 80	A	Lighting of the level and quality equal or nearly equal to that provided by normal lighting	[illegible]	-	-		[illegible]	-	
NSGH-CCW	G0510B	Lobby to isolation room	21	None		-	-	See HBN 04-01 Supplement 1 for further details of specific requirements.	POS	1. See Table 1 of HBN 04-01 Supplement 1 for further details relating to pressure differentials. 2. Mechanically ventilated to allow positive pressure of Isolation Room relevant to en-suite and negative pressure relative to lobby space. 3. Negative pressure differential between en-suite and Isolation Room. 4. All supply air to bedroom to be derived from the lobby. 5. Local control.	200	Floor	0		0		TRUE	Ra 80	A	Lighting of the level and quality equal or nearly equal to that provided by normal lighting	[illegible]	-	-	0	[illegible]	-	FALSE
NCH-CCW	G0510B1	Lobby to isolation room	21	None		-	-	See HBN 04-01 Supplement 1 for further details of specific requirements.	POS	1. See Table 1 of HBN 04-01 Supplement 1 for further details relating to pressure differentials. 2. Mechanically ventilated to allow positive pressure of Isolation Room relevant to en-suite and negative pressure relative to lobby space. 3. Negative pressure differential between en-suite and Isolation Room. 4. All supply air to bedroom to be derived from the lobby. 5. Local control.	200	Floor	0		0		TRUE	Ra 80	A	Lighting of the level and quality equal or nearly equal to that provided by normal lighting	[illegible]	-	-		[illegible]	-	
NSGH-DEC	G0526D	Returns Trolley	16	None		-	-				300	Floor	0		0		TRUE	Ra 80	A	Lighting of the level and quality equal or nearly equal to that provided by normal lighting	[illegible]	-	-	0		-	FALSE
NSGH-EMC	G0701A	Public telephone: single booth: accessible	18	None		-	-				0	Daytime - general (lux): 100 1. At floor level. 2. Permissible range 100 - 150 lux Daytime - specific (lux)	0	Night - general (lux): Night - specific (lux)	0	Local task illumination (lux): 300 1. At working plane within the telephone booth. 2. Permissible range 300-520 Lux.	TRUE	Ra 80	A	Lighting of the level and quality equal or nearly equal to that provided by normal lighting	[illegible]	-	-	0		-	FALSE
NSGH-ENT	G0710A	Telephone booth	18	None		-	-				0	Daytime - general (lux): 100 1. At floor level. 2. Permissible range 100 - 150 lux Daytime - specific (lux)	0	Night - general (lux): Night - specific (lux)	0	Local task illumination (lux): 300 1. At working plane within the telephone booth. 2. Permissible range 300-520 Lux.	TRUE	Ra 80	A	Lighting of the level and quality equal or nearly equal to that provided by normal lighting	[illegible]	-	-	0	[illegible]	-	FALSE
NSGH-ENT	G0712A	Telephone booth: wheelchair accessible	18	None		-	-				0	Daytime - general (lux): 100 1. At floor level. 2. Permissible range 100 - 150 lux Daytime - specific (lux)	0	Night - general (lux): Night - specific (lux)	0	Local task illumination (lux): 300 1. At working plane within the telephone booth. 2. Permissible range 300-520 Lux.	TRUE	Ra 80	A	Lighting of the level and quality equal or nearly equal to that provided by normal lighting	[illegible]	-	-	0	[illegible]	-	FALSE
NSGH-ENT	G0712B	Telephone booth: wheelchair accessible	18	None		-	-				0	Daytime - general (lux): 100 1. Average at floor level. 2. Maximum point illuminance 150 lux	0		0	Local task illumination (lux): 300 1. Average at working plane within the telephone booth. 2. Maximum point illuminance 520 Lux.	TRUE	Ra 80	A	Lighting of the level and quality equal or nearly equal to that provided by normal lighting	[illegible]	-	-	0	Noise intrusion from external sources: equivalent continuous sound pressure level; 1hr. Maximum night: 1. Maximum value inside room space. 2. See Table 1 of HTM 08-01 Maximum internal noise from M&E services (NR): 40 1. See Table 2 of HTM 08-01. 2. All plant to be operating at maximum normal design duty. See Table 3 of HTM 08-01	-	FALSE
NSGH-MP	G0940A	Parts store	-	None		-	-				200	Floor	0		0		TRUE	Ra 80	A	Lighting of the level and quality equal or nearly equal to that provided by normal lighting	[illegible]	-	-	0		-	FALSE
NSGH-MP	G0940C	Goods In Area	-	None		-	-				200	Floor	0		0		TRUE	Ra 80	A	Lighting of the level and quality equal or nearly equal to that provided by normal lighting	[illegible]	-	-	0		-	FALSE
NSGH-REH	H0104B	Conference/meeting room: 10 person	21	26	26oC not to be exceeded for more than 50 hours per annum against CIBSE DSY weather data, but not on successive days.	-	-	Air volume to suit occupancy at 10 litres per second per person or cooling requirement, whichever the greater	BAL		300	Desk/table; dimmmer/selective switching required.	0		0		TRUE	Ra 80	A	Lighting of the level and quality equal or nearly equal to that provided by normal lighting	[illegible]	80	30	35	Ref: HTM2045	-	FALSE
NCH-REH	H0104B1	Group room (Group Therapy)	21	26	26oC not to be exceeded for more than 50 hours per annum against CIBSE DSY weather data, but not on successive days.	-	-	Air volume to suit occupancy at 10 litres per second per person or cooling requirement, whichever the greater	BAL		300	Desk/table; dimmmer/selective switching required.	0		0		TRUE	Ra 80	A	Lighting of the level and quality equal or nearly equal to that provided by normal lighting	[illegible]	80	30		Ref: HTM2045 Acoustics: 1. Acoustic design to be compliant with HTM 08-01. 2. Maximum weighted standardised impact sound pressure level (L'nT,w) to be 65 dB for floors over noise sensitive areas. 2. A minimum Speech Transmission Index (STI) of 0.5 to BS EN 60268-16 (or equivalent standard) to apply to accessing speech intelligibility of audio systems for public announcements.	-	
NCH-OPD	H0104B2	Conference/meeting room: 10 person	21	26	26oC not to be exceeded for more than 50 hours per annum against CIBSE DSY weather data, but not on successive days.	-	-	Air volume to suit occupancy at 10 litres per second per person or cooling requirement, whichever the greater	BAL		300	Desk/table; dimmmer/selective switching required.	0		0		TRUE	Ra 80	A	Lighting of the level and quality equal or nearly equal to that provided by normal lighting	[illegible]	80	30		Ref: HTM2045 Acoustics: 1. Acoustic design to be compliant with HTM 08-01. 2. Maximum weighted standardised impact sound pressure level (L'nT,w) to be 65 dB for floors over noise sensitive areas. 2. A minimum Speech Transmission Index (STI) of 0.5 to BS EN 60268-16 (or equivalent standard) to apply to accessing speech intelligibility of audio systems for public announcements.	-	
NCH-OPD	H0104B3	MDT Room	21	26	26oC not to be exceeded for more than 50 hours per annum against CIBSE DSY weather data, but not on successive days.	-	-	Air volume to suit occupancy at 10 litres per second per person or cooling requirement, whichever the greater	BAL		300	Desk/table; dimmmer/selective switching required.	0		0		TRUE	Ra 80	A	Lighting of the level and quality equal or nearly equal to that provided by normal lighting	[illegible]	80	30		Ref: HTM2045 Acoustics: 1. Acoustic design to be compliant with HTM 08-01. 2. Maximum weighted standardised impact sound pressure level (L'nT,w) to be 65 dB for floors over noise sensitive areas. 2. A minimum Speech Transmission Index (STI) of 0.5 to BS EN 60268-16 (or equivalent standard) to apply to accessing speech intelligibility of audio systems for public announcements.	-	
NSGH-RAG/F	H0336B	Library: study room: 10 person	21	26	26°C not to be exceeded for more than 50 hours per annum against CIBSE DSY weather data	-	-	Air volume to suit occupancy at 10 litres per second per person	BAL		300	Table	0		0		TRUE	Ra 80	A	Lighting of the level and quality equal or nearly equal to that provided by normal lighting	[illegible]	80	30	35	Ref: HTM2045	-	FALSE
NSGH-EMC	H0339B	Training Room	21	26	26°C not to be exceeded for more than 50 hours per annum against CIBSE DSY weather data	-	-	Air volume to suit occupancy at 10 litres per second per person	BAL		300	Working plane. Areas for VDT's: See CIBSE Lighting Guide LG3 "The Visual Environment for Display Screen Use" Addendum 2001. Main or secondary lighting to be dimmable.	0		0		TRUE	Ra 80	A	Lighting of the level and quality equal or nearly equal to that provided by normal lighting	[illegible]	80	30	35	Ref: HTM2045	-	FALSE
NSGH-MP	H0339C	Document Library	21	26	26oC not to be exceeded for more than 50 hours per annum against CIBSE DSY weather data, but not on successive days.	-	-	Air volume to suit occupancy at 10 litres per second per person	BAL		300	Table	0		0		TRUE	Ra 80	A	Lighting of the level and quality equal or nearly equal to that provided by normal lighting	[illegible]	80	30	35	Ref: HTM2045	-	FALSE
NSGH-GENW	H0513A	Seminar: training room: 20 person - Cluster	21	25		-	-	Air volume to suit occupancy at 10 litres per second per person	BAL		300	Table	0		0		TRUE	Ra 80	A	Lighting of the level and quality equal or nearly equal to that provided by normal lighting	[illegible]	80	30	35	Ref: HTM2045	-	FALSE
NSGH-GENW	H0513A	Seminar: training room: 20 person - Cluster	21	25		-	-	Air volume to suit occupancy at 10 litres per second per person	BAL		300	Table	0		0		TRUE	Ra 80	A	Lighting of the level and quality equal or nearly equal to that provided by normal lighting	[illegible]	80	30		Ref: HTM2045	-	
NSGH-FM	H0513 A1	FM Training Room	21	25		-	-	Air volume to suit occupancy at 10 litres per second per person	BAL		300	Desk	0		0		TRUE	Ra 80	A	Lighting of the level and quality equal or nearly equal to that provided by normal lighting	[illegible]	80	30		Ref: HTM2045	-	
NSGH-FM	H0514B1	Projection Room for Medicinema: 10 people	20	25		6	6		BAL		300	Working plane. Main or secondary lighting to be dimmable.	0		0		TRUE	Ra 80	A	Lighting of the level and quality equal or nearly equal to that provided by normal lighting	[illegible]	80	30		Ref: HTM2045	-	
NCH-RCG/F	H0514C	Seminar: training room: 10 person	21	25	-	-	-	Air volume to suit occupancy at 10 litres per second per person	BAL		300	Table	0		0		TRUE	Ra 80	A	Lighting of the level and quality equal or nearly equal to that provided by normal lighting	[illegible]	80	30	35	Ref: HTM2045	-	FALSE
NSGH-STW	H0515B	Seminar: training room: 15 person	21	25	-	-	-	Air volume to suit occupancy at 12 litres per second per person or cooling requirement, whichever the greater	BAL		300	Table	0		0		TRUE	Ra 80	A	Lighting of the level and quality equal or nearly equal to that provided by normal lighting	[illegible]	80	30	35	Ref: HTM2045	-	FALSE
NCH-CCW	H0516C	Seminar: training room: 25 person	21	25		-	-	Air volume to suit occupancy at 10 litres per second per person	BAL		200	Table	0		0		TRUE	Ra 80	A	Lighting of the level and quality equal or nearly equal to that provided by normal lighting	[illegible]	80	30	35	Ref: HTM2045	-	FALSE
NSGH-FM	H0516C1	Medicinema	22	25		-	-	Air volume to suit occupancy at 10 litres per second per person	BAL		300	Working plane Main or secondary lighting to be dimmable.	0		0	Light over board	TRUE	Ra 80	A	Lighting of the level and quality equal or nearly equal to that provided by normal lighting	[illegible]	80	30	35	Ref: HTM2045	-	FALSE
NSGH-RAG/F	H0517B	Seminar: training room: 30 person	21	25		-	-	Air volume to suit occupancy at 10 litres per second per person or cooling requirement, whichever the greater	BAL		300	Table	0		0		TRUE	Ra 80	A	Lighting of the level and quality equal or nearly equal to that provided by normal lighting	[illegible]	80	30	35	Ref: HTM2045	-	FALSE
NSGH-CCW	H0517B1	Seminar: training room: 30 person	21	25		-	-	Air volume to suit occupancy at 10 litres per second per person	BAL		300	Table	0		0		TRUE	Ra 80	A	Lighting of the level and quality equal or nearly equal to that provided by normal lighting	[illegible]	80	30		Ref: HTM2045 Acoustics: 1. Acoustic design to be compliant with HTM 08-01. 2. Maximum weighted standardised impact sound pressure level (L'nT,w) to be 65 dB for floors over noise sensitive areas. 2. A minimum Speech Transmission Index (STI) of 0.5 to BS EN 60268-16 (or equivalent standard) to apply to accessing speech intelligibility of audio systems for public announcements.	-	

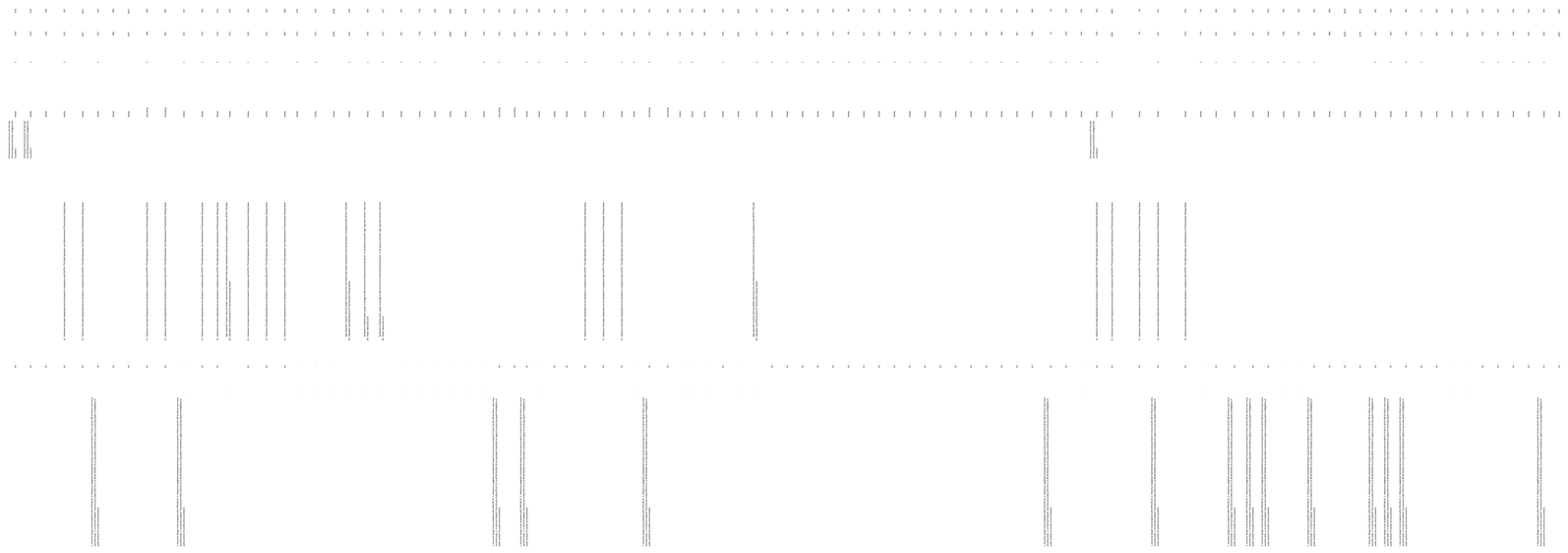

NSGH-OPD	H0520A	Seminar room: 15 person	21	25		-	-	Air volume to suit occupancy at 10 litres per second per person	BAL
NSGH-OPD/1	H0520A1	Seminar room: 15 person	21	25		-	-	Air volume to suit occupancy at 10 litres per second per person	BAL
NCH-SCHW	H0520A2	Seminar room: 15 person	21	25		-	-	Air volume to suit occupancy at 10 litres per second per person	BAL
NSGH-CCW	H0520A3	Clinical Research Room	21	25		-	-	Air volume to suit occupancy at 10 litres per second per person	BAL
NSGH-AAU	H0520A4	Seminar room: 15 person	21	25		-	-	Air volume to suit occupancy at 10 litres per second per person	BAL
NCH-REH	H0530C	Seminar: training: library room: 5 person	21	25		-	-	Air volume to suit occupancy at 12 litres per second per person or cooling requirement; whichever the greater	BAL
NCH-DCFP	H0530C1	Seminar: training: library room: 5 person	21	25		-	-	Air volume to suit occupancy at 10 litres per second per person	BAL
NSGH-REH	H1102A	Group support room: 20 person Multi-purpose use	21	26	26oC not to be exceeded for more than 50 hours per annum against CIBSE DSY weather data, but not on successive days.	-	-	Air volume to suit occupancy at 10 litres per second per person or cooling requirement; whichever the greater	BAL
NSGH-ENT	H1127A	Main Reception & Information	21	26	26oC not to be exceeded for more than 50 hours per annum against CIBSE DSY weather data, but not on successive days.	-	-	Air volume to suit occupancy at 10 litres per second per person or cooling requirement; whichever the greater	BAL
NSGH-DOPD	H1127B	Information centre: 5 person	21	26	26oC not to be exceeded for more than 50 hours per annum against CIBSE DSY weather data, but not on successive days.	-	-	Air volume to suit occupancy at 10 litres per second per person or cooling requirement; whichever the greater	BAL
NCH-ENT	H1130C	Information centre with beverage bay: 5 person	21	None		-	-	Local extract ventilation at food prep. area	BAL
NSGH-OPD/REH	H1313B	Group room: meeting: 16 places (including 1 wheelchair place)	21	26	26oC not to be exceeded for more than 50 hours per annum against CIBSE DSY weather data, but not on successive days.	-	-	Air volume to suit occupancy at 10 litres per second per person or cooling requirement; whichever the greater	BAL
NSGH-RENO/M	H1335B	Group room: meeting: 7 places (including 1 wheelchair place)	21	26	26oC not to be exceeded for more than 50 hours per annum against CIBSE DSY weather data, but not on successive days.	-	-	Air volume to suit occupancy at 10 litres per second per person or cooling requirement; whichever the greater	BAL
NCH-SAN	J0102A1	Reception Lobby: Chaplaincy	16	None		-	-		
NSGH-FM	J0103B1	Entrance Lobby for Medicinema	16	None		-	-		
NCH-ENT	J0103C1	Entrance and Office for Lollipop	21	None		-	-		
NSGH-EMC	J0107A	Main entrance draught lobby	10	None	Winter temperature: Ambient temperature	-	-		
NSGH-ENT	J0108A	Main entrance draught lobby	10	None	Winter temperature: Ambient temperature	-	-		
NSGH-ENT	J0115A	Concourse/Foyer	18	None		-	-		
NCH-DCFP	J0130B	Entrance lobby: controlled access	-	None		-	-		
NCH-OPD/1	J0130C1	Entrance lobby: controlled access	-	None		-	-		
NCH-CCW	J0135C	Foyer: visitors	18	None		-	-		
NSGH-OPD/2	J0205B	Reception: 1 staff	21	26	26oC not to be exceeded for more than 50 hours per annum against CIBSE DSY weather data, but not on successive days.	-	-	Air volume to suit occupancy at 10 litres per second per person or cooling requirement; whichever the greater	BAL
NSGH-SAN	J0205B1	Reception: 1 staff	21	26	26oC not to be exceeded for more than 50 hours per annum against CIBSE DSY weather data, but not on successive days.	-	-	Air volume to suit occupancy at 10 litres per second per person or cooling requirement; whichever the greater	BAL
NSGH-REH	J0206A	Reception: 2 staff	21	26	26oC not to be exceeded for more than 50 hours per annum against CIBSE DSY weather data, but not on successive days.	-	-	Air volume to suit occupancy at 10 litres per second per person or cooling requirement; whichever the greater	BAL
NSGH-RNM	J0207A	Reception: 3 staff Including 2 case-notes trolleys	21	26	26oC not to be exceeded for more than 50 hours per annum against CIBSE DSY weather data, but not on successive days.	-	-	Air volume to suit occupancy at 10 litres per second per person or cooling requirement; whichever the greater	BAL
NSGH-MDU	J0207A1	Reception: 3 staff Including 2 case-notes trolleys	21	26	26oC not to be exceeded for more than 50 hours per annum against CIBSE DSY weather data, but not on successive days.	-	-	Air volume to suit occupancy at 10 litres per second per person or cooling requirement; whichever the greater	BAL
NSGH-RAG/F	J0212B	Reception: 3 staff	21	26	26oC not to be exceeded for more than 50 hours per annum against CIBSE DSY weather data, but not on successive days.	-	-	Air volume to suit occupancy at 10 litres per second per person or cooling requirement; whichever the greater	BAL
NSGH-STW	J0232B	Reception: 2 person	21	26	26oC not to be exceeded for more than 50 hours per annum against CIBSE DSY weather data, but not on successive days.	-	-	Air volume to suit occupancy at 10 litres per second per person or cooling requirement; whichever the greater	BAL
NSGH-OPD	J0232B1	Reception: 5 person Office:2 person	21	26	26oC not to be exceeded for more than 50 hours per annum against CIBSE DSY weather data, but not on successive days.	-	-	Air volume to suit occupancy at 10 litres per second per person or cooling requirement; whichever the greater	BAL
NSGH_END	J0413A	Reception and records office: 2 staff	21	26	26oC not to be exceeded for more than 50 hours per annum against CIBSE DSY weather data, but not on successive days.	-	-	Air volume to suit occupancy at 10 litres per second per person or cooling requirement; whichever the greater	BAL
NSGH-ENT	J0415B	Reception and records office: 4 staff	21	26	26oC not to be exceeded for more than 50 hours per annum against CIBSE DSY weather data, but not on successive days.	-	-	Air volume to suit occupancy at 10 litres per second per person or cooling requirement; whichever the greater	BAL
NSGH-OPD/REH	J0415B1	Reception and records office	21	26	26oC not to be exceeded for more than 50 hours per annum against CIBSE DSY weather data, but not on successive days.	-	-	Air volume to suit occupancy at 10 litres per second per person or cooling requirement; whichever the greater	BAL
NCH-OPD	J0419C	Reception/staff base: 4 staff including case-notes trolleys Maternity	21	26	26oC not to be exceeded for more than 50 hours per annum against CIBSE DSY weather data, but not on successive days.	-	-	Air volume to suit occupancy at 10 litres per second per person or cooling requirement; whichever the greater	BAL
NSGH-CCW	J0420A	Reception and office: 4 staff	21	26	26oC not to be exceeded for more than 50 hours per annum against CIBSE DSY weather data, but not on successive days.	-	-	Air volume to suit occupancy at 10 litres per second per person or cooling requirement; whichever the greater	BAL
NSGH-RAG/F	J0420B	Reception and office: 4 staff	21	26	26oC not to be exceeded for more than 50 hours per annum against CIBSE DSY weather data, but not on successive days.	-	-	Air volume to suit occupancy at 10 litres per second per person or cooling requirement; whichever the greater	BAL
NSGH-EMC	J0421A	Reception and office: 5 staff	21	26	26oC not to be exceeded for more than 50 hours per annum against CIBSE DSY weather data, but not on successive days.	-	-	Air volume to suit occupancy at 10 litres per second per person or cooling requirement; whichever the greater	BAL
NCH-ENT	J0421A1	Reception and office: 5 staff	21	26	26oC not to be exceeded for more than 50 hours per annum against CIBSE DSY weather data, but not on successive days.	-	-	Air volume to suit occupancy at 10 litres per second per person or cooling requirement; whichever the greater	BAL
NSGH-RENO	J0422A	Reception and office: 6 staff	21	28	26oC not to be exceeded for more than 50 hours per annum against CIBSE DSY weather data, but not on successive days.	-	-	Air volume to suit occupancy at 10 litres per second per person or cooling requirement; whichever the greater	BAL
NSGH-RNM	J0609B	Reception: administration office and communication base: 2 staff	21	26	26oC not to be exceeded for more than 50 hours per annum against CIBSE DSY weather data, but not on successive days.	-	-	Air volume to suit occupancy at 10 litres per second per person or cooling requirement; whichever the greater	BAL
NSGH-RNM	J0609B	Radio Nuclear Administration	21	26	26oC not to be exceeded for more than 50 hours per annum against CIBSE DSY weather data, but not on successive days.	-	-	Air volume to suit occupancy at 10 litres per second per person or cooling requirement; whichever the greater	BAL
NCH-CCW	J0610C	Reception: administration office and communication base: 4 staff	21	26	26oC not to be exceeded for more than 50 hours per annum against CIBSE DSY weather data, but not on successive days.	-	-	Air volume to suit occupancy at 10 litres per second per person or cooling requirement; whichever the greater	BAL
NSGH-THE	J0611B	Reception and office: 4 staff	21	26	26oC not to be exceeded for more than 50 hours per annum against CIBSE DSY weather data, but not on successive days.	-	-	Air volume to suit occupancy at 10 litres per second per person or cooling requirement; whichever the greater	BAL
NSGH-OPD	J0611B1	Reception and office: 4 staff	21	26	26oC not to be exceeded for more than 50 hours per annum against CIBSE DSY weather data, but not on successive days.	-	-	Air volume to suit occupancy at 10 litres per second per person or cooling requirement; whichever the greater	BAL
NCH-ENT	J0611C1	Office: 1 person and visitors	21	26	26oC not to be exceeded for more than 50 hours per annum against CIBSE DSY weather data, but not on successive days.	-	-	Air volume to suit occupancy at 10 litres per second per person or cooling requirement; whichever the greater	BAL
NSGH-EMC	J1106A	Waiting area: 70 person including 5 wheelchair user	21	None		-	-	Air volume to suit occupancy at 10 litres per second per person or cooling requirement; whichever the greater	BAL
NSGH-OPD/REH	J1110A	Waiting area: 15 person including 2 wheelchair user	21	None		-	-	Air volume to suit occupancy at 10 litres per second per person or cooling requirement; whichever the greater	BAL
NSGH-RENO	J1111A1	Waiting area: 30 person including 3 wheelchair user	21	None		-	-	Air volume to suit occupancy at 10 litres per second per person or cooling requirement; whichever the greater	BAL
NSGH-RAG/F	J1112A	Waiting area: 40 person including 4 wheelchair user	21	None		-	-	Air volume to suit occupancy at 10 litres per second per person or cooling requirement; whichever the greater	BAL
NSGH-THE	J1123A	Waiting area: 45 person including 4 wheelchair user	21	None		-	-	Air volume to suit occupancy at 10 litres per second per person or cooling requirement; whichever the greater	BAL
NSGH-MDU	J1132A2	Pre Op Waiting Area	21	None		-	-	Air volume to suit occupancy at 10 litres per second per person or cooling requirement; whichever the greater	BAL
NSGH-REH	J1135B	Waiting area: 10 person including 3 wheelchair user	21	None		-	-	Air volume to suit occupancy at 10 litres per second per person or cooling requirement; whichever the greater	BAL
NSGH-OPD	J1152B	Waiting area: 20 places (including 2 wheelchair places)	21	None		-	-	Air volume to suit occupancy at 10 litres per second per person or cooling requirement; whichever the greater	BAL
NSGH-GENW	J1201B	Waiting area: 10 person including 1 wheelchair user	21	None		-	-	Air volume to suit occupancy at 10 litres per second per person or cooling requirement; whichever the greater	BAL
NCH-ENT	J1206C1	Waiting area: 4 person including 1 wheelchair user	21	None		-	-	Air volume to suit occupancy at 10 litres per second per person or cooling requirement; whichever the greater	BAL
NCH-RCG/F	J1224C	Waiting: transfer: parking area: MRI trolley: 2 MRI wheelchairs	21	None		-	-	Air volume to suit occupancy at 10 litres per second per person or cooling requirement; whichever the greater	BAL
NSGH-OPD/REH	J1231A	Waiting bay: 1 patient trolley/bed place	21	None		-	-	Air volume to suit occupancy at 10 litres per second per person or cooling requirement; whichever the greater	BAL
NSGH-RNM	J1232A	Waiting bay: 2 patients trolley/bed place	21	None		-	-	Air volume to suit occupancy at 10 litres per second per person or cooling requirement; whichever the greater	BAL
NCH-RCG/F	J1233C	Waiting bay: 3 patients trolley/bed place	21	None		-	-	Air volume to suit occupancy at 10 litres per second per person or cooling requirement; whichever the greater	BAL
NSGH-STW	J1251B	Waiting area: 5 places (including 1 wheelchair place)	21	None		-	-	Air volume to suit occupancy at 10 litres per second per person or cooling requirement; whichever the greater	BAL
NCH-OPD/3	J1304C	Waiting room: relatives: visitors: 5 person	21	None		-	-	Air volume to suit occupancy at 10 litres per second per person or cooling requirement; whichever the greater	BAL
NSGH-AAU	J1306B	Waiting area: 10 person including 1 wheelchair user	21	None		-	-	Air volume to suit occupancy at 10 litres per second per person or cooling requirement; whichever the greater	BAL
NSGH-THE	J1311B	Waiting area: 3 person	21	None		-	-	Air volume to suit occupancy at 10 litres per second per person or cooling requirement; whichever the greater	BAL
NCH-OPD	J1403C	Waiting play area: 5 children	21	None		-	-	Air volume to suit occupancy at 10 litres per second per person or cooling requirement; whichever the greater	BAL
NSGH-EMC	J1410B	Waiting play area: 10 children	21	None		-	-	Air volume to suit occupancy at 10 litres per second per person or cooling requirement; whichever the greater	BAL
NCH-OPD	J1410C	Waiting play area: 10 children	21	None		-	-	Air volume to suit occupancy at 10 litres per second per person or cooling requirement; whichever the greater	BAL
NCH-ENT	J1415C	Creche facilities	21	26	26oC not to be exceeded for more than 50 hours per annum against CIBSE DSY weather data, but not on successive days.	-	-	Air volume to suit occupancy at 10 litres per second per person or cooling requirement; whichever the greater	BAL
NCH-REH	J1415C1	Nursery	21	26	26oC not to be exceeded for more than 50 hours per annum against CIBSE DSY weather data, but not on successive days.	-	-	Air volume to suit occupancy at 10 litres per second per person or cooling requirement; whichever the greater	BAL
NCH-ENT	J1415C2	Lobby and waiting to Studio and Creche	20	None		-	-		
NCH-RCG/F	J1422C	Waiting play area: 5 young people	21	None		-	-	Air volume to suit occupancy at 10 litres per second per person or cooling requirement; whichever the greater	BAL
NCH-SCHW	J9099B	Contingency	21	None		-	-		
NSGH-GENW	K0101CA	Switchgear cupboard	-	None		-	-		
NSGH-THE	K0107B	UPS room/data computer hub room	16	25	Summer temperature control maybe required depending on type of battery used.	-	-	Mechanical ventilation (supply): Natural or mechanical ventilation may be required depending on type of battery used.	POS
NSGH-CCW/CCU	K0116A	UPS room Uninterrupted Power Supply	16	25	Summer temperature control maybe required depending on the battery used.	-	-	Mechanical ventilation (supply): Natural or mechanical ventilation may be required depending on type of battery used.	POS
NSGH-DEC	K0303D	Engineer Workshop	18	None		-	-	Mechanical ventilation to suit equipment.	BAL
NSGH-MP	K0314C	Adult Workshop	20	None		-	-	Mechanical ventilation to suit equipment.	BAL
NSGH-FM	K0331A1	Maintenance for beds: trolleys: chairs	18	None		-	-	Mechanical ventilation (extract): Filtered extract recirculated. Extract from woodworking machinary. Local extract from adhesives bay.	NEG
NSGH-FM	K0331A2	Decontaminationfor beds: trolleys: chairs	18	None		-	-	Mechanical ventilation (extract): Filtered extract recirculated. Extract from woodworking machinary. Local extract from adhesives bay.	NEG
NCH-REH	K0336C	Workshop: prosthetics repairs: adjustment Orthotics	18	None		6	6		BAL
NSGH-MP	K0336C1	Paediatric Workshop	18	None		6	6		BAL
NSGH-FM	K0336-X1	Sewing Room	18	None		-	-	Air volume to suit occupancy at 10 litres per second per person or cooling requirement; whichever the greater	BAL
NCH-GWS/1	K0378C	Workshop: renal dialysis equipment: Wet: dry area	18	None		6	5		NEG
NSGH-RENO	K0607A	HD Store: 2 dialysis stations	16	None		2	2		BAL
NSGH-RENO	K0608A	Renal Dialysis Technical Services Area	18	None	Winter temperature: Frost protection only when plant is shutdown.	5	-		NEG
NCH-REH	K0901B	Machine room: technician equipment room	20	26	26oC not to be exceeded for more than 50 hours per annum against CIBSE DSY weather data, but not on successive days.	-	-	Mechanical ventilation: Supply & extract vent required to suit heat gain from equipment.	BAL
NCH-RCG/F	K0906C	Service room: generator and image computer equipment Angiography	18	None		2	2		BAL
NSGH-ENT	K1002B	Security room: CCTV control	21	26	26oC not to be exceeded for more than 50 hours per annum against CIBSE DSY weather data, but not on successive days.	-	-	Mechanical ventilation (supply) to suit equipment heat gains. Mechanical extract to suit supply.	BAL
NSGH-DOPD	L0315A	MOHS Prep	21	26	26°C not to be exceeded for more than 50 hours per annum against CIBSE DSY weather data	-	-		NEG
NSGH-OPD/5	L0315A1	Cystoscopy	22	26	26oC not to be exceeded for more than 50 hours per annum against CIBSE DSY weather data, but not on successive days.	-	-	Air volume to suit occupancy at 10 litres per second per person or cooling requirement; whichever the greater	POS
NSGH-MDU	L0320A	Small Lab (endocrinology)	21	25		-	-	Mechanical ventilation (supply): To suit equipment heat gain. Mechanical ventilation (extract): To suit supply.	NEG To plate pouring.POS to washup
NSGH-AAU	L0508B	Blood bank: out-of-hours bay	21	26	26oC not to be exceeded for more than 50 hours per annum against CIBSE DSY weather data, but not on successive days.	-	-	Air volume to suit occupancy at 10 litres per second per person or cooling requirement; whichever the greater	POS
NSGH-RNM	L0605A	Blood cell Labeling Room	21	25		-	-	Mechanical ventilation (supply): To suit equipment heat gain. Mechanical ventilation (extract): To suit supply.	POS
NSGH-RNM	L0701A	Sample Countiers	21	25		-	-	Mechanical ventilation (supply): To suit equipment heat gain. Mechanical ventilation (extract): To suit supply.	POS
NCH-OPD/3	L1205C	Specialised laboratory: Dental processing with daylight processor	21	26	26oC not to be exceeded for more than 50 hours per annum against CIBSE DSY weather data, but not on successive days.	-	-	Mechanical ventilation (supply): To suit equipment heat gain. Mechanical ventilation (extract): To suit supply.	NEG
NSGH-AAU	L1305B	Near patient testing/status laboratory	21	26	26oC not to be exceeded for more than 50 hours per annum against CIBSE DSY weather data, but not on successive days.	6	5	Mechanical ventilation (supply): To suit heat gains from equipment. Mechanical ventilation (extract): To suit supply	NEG
NCH-GENW	L1305B1	Near patient testing/status laboratory	21	26	26°C not to be exceeded for more than 50 hours per annum against CIBSE DSY weather data	6	5	Mechanical ventilation (supply): To suit heat gains from equipment. Mechanical ventilation (extract): To suit supply	NEG
NCH-CCW	L1305B2	Status Lab	21	26	26°C not to be exceeded for more than 50 hours per annum against CIBSE DSY weather data	6	5	Mechanical ventilation (supply): To suit heat gains from equipment. Mechanical ventilation (extract): To suit supply	NEG
NSGH-CCW	L1305B3	Near patient testing/status laboratory	21	26	26°C not to be exceeded for more than 50 hours per annum against CIBSE DSY weather data	6	5	Mechanical ventilation (supply): To suit heat gains from equipment. Mechanical ventilation (extract): To suit supply	NEG
NSGH-MDU	L1305B4	Near patient testing/status laboratory	21	26	26°C not to be exceeded for more than 50 hours per annum against CIBSE DSY weather data	6	5	Mechanical ventilation (supply): To suit heat gains from equipment. Mechanical ventilation (extract): To suit supply	NEG

H0520A	300	Table	0	0	TRUE	Ra 80	Lighting of the level and quality equal or nearly equal to that provided by normal lighting	Type of control: V N = Normal S = Selective V = Variable EM = Energy Management System Unified glare rating limit (UGRL): 22 Areas in which VDT present to comply with CIBSE Lighting Guide LG3 "The Visual Environment for Display Screen Use" Addendum 2001 General lighting notes: 1. Healthcare environment lighting installations to comply with CIBSE Lighting Guides LG2; LG3; & LG7 as applicable. 2. Default values to be used where surface reflectance factors not known: Ceilings: 0.7 ; Walls: 0.5; Floors: 0.2 3. The working plane is 0.85 metres above finished floor level.	80	30	35	Ref: HTM2045	-	FALSE
H0520A1	300	Table	0	0	TRUE	Ra 80	Lighting of the level and quality equal or nearly equal to that provided by normal lighting	Type of control: V N = Normal S = Selective V = Variable EM = Energy Management System Unified glare rating limit (UGRL): 22 Areas in which VDT present to comply with CIBSE Lighting Guide LG3 "The Visual Environment for Display Screen Use" Addendum 2001 General lighting notes: 1. Healthcare environment lighting installations to comply with CIBSE Lighting Guides LG2; LG3; & LG7 as applicable. 2. Default values to be used where surface reflectance factors not known: Ceilings: 0.7 ; Walls: 0.5; Floors: 0.2 3. The working plane is 0.85 metres above finished floor level.	80	30		Ref: HTM2045	-	
H0520A2	300	Table	0	0	TRUE	Ra 80	Lighting of the level and quality equal or nearly equal to that provided by normal lighting	Type of control: V N = Normal S = Selective V = Variable EM = Energy Management System Unified glare rating limit (UGRL): 22 Areas in which VDT present to comply with CIBSE Lighting Guide LG3 "The Visual Environment for Display Screen Use" Addendum 2001 General lighting notes: 1. Healthcare environment lighting installations to comply with CIBSE Lighting Guides LG2; LG3; & LG7 as applicable. 2. Default values to be used where surface reflectance factors not known: Ceilings: 0.7 ; Walls: 0.5; Floors: 0.2 3. The working plane is 0.85 metres above finished floor level.	80	30		Ref: HTM2045	-	
H0520A3	300	Table	0	0	TRUE	Ra 80	Lighting of the level and quality equal or nearly equal to that provided by normal lighting	Type of control: V N = Normal S = Selective V = Variable EM = Energy Management System Unified glare rating limit (UGRL): 22 Areas in which VDT present to comply with CIBSE Lighting Guide LG3 "The Visual Environment for Display Screen Use" Addendum 2001 General lighting notes: 1. Healthcare environment lighting installations to comply with CIBSE Lighting Guides LG2; LG3; & LG7 as applicable. 2. Default values to be used where surface reflectance factors not known: Ceilings: 0.7 ; Walls: 0.5; Floors: 0.2 3. The working plane is 0.85 metres above finished floor level.	80	30		Ref: HTM2045	-	
H0520A4	300	Table	0	0	TRUE	Ra 80	Lighting of the level and quality equal or nearly equal to that provided by normal lighting	Type of control: V N = Normal S = Selective V = Variable EM = Energy Management System Unified glare rating limit (UGRL): 22 Areas in which VDT present to comply with CIBSE Lighting Guide LG3 "The Visual Environment for Display Screen Use" Addendum 2001 General lighting notes: 1. Healthcare environment lighting installations to comply with CIBSE Lighting Guides LG2; LG3; & LG7 as applicable. 2. Default values to be used where surface reflectance factors not known: Ceilings: 0.7 ; Walls: 0.5; Floors: 0.2 3. The working plane is 0.85 metres above finished floor level.	80	30		Ref: HTM2045	-	
H0530C	300	Table	0	0	TRUE	Ra 80	Lighting of the level and quality equal or nearly equal to that provided by normal lighting	Type of control: V N = Normal S = Selective V = Variable EM = Energy Management System Unified glare rating limit (UGRL): 22 Areas in which VDT present to comply with CIBSE Lighting Guide LG3 "The Visual Environment for Display Screen Use" Addendum 2001 General lighting notes: 1. Healthcare environment lighting installations to comply with CIBSE Lighting Guides LG2; LG3; & LG7 as applicable. 2. Default values to be used where surface reflectance factors not known: Ceilings: 0.7 ; Walls: 0.5; Floors: 0.2 3. The working plane is 0.85 metres above finished floor level.	80	30	35	Ref: HTM2045	-	FALSE
H0530C1	300	Table	0	0	TRUE	Ra 80	Lighting of the level and quality equal or nearly equal to that provided by normal lighting	Type of control: V N = Normal S = Selective V = Variable EM = Energy Management System Unified glare rating limit (UGRL): 22 Areas in which VDT present to comply with CIBSE Lighting Guide LG3 "The Visual Environment for Display Screen Use" Addendum 2001 General lighting notes: 1. Healthcare environment lighting installations to comply with CIBSE Lighting Guides LG2; LG3; & LG7 as applicable. 2. Default values to be used where surface reflectance factors not known: Ceilings: 0.7 ; Walls: 0.5; Floors: 0.2 3. The working plane is 0.85 metres above finished floor level.	80	30		Ref: HTM2045	-	
H1102A	300	Equipment	0	0	TRUE	Ra 80	Lighting of the level and quality equal or nearly equal to that provided by normal lighting	Type of control: V N = Normal S = Selective V = Variable EM = Energy Management System Unified glare rating limit (UGRL): 22 Areas in which VDT present to comply with CIBSE Lighting Guide LG3 "The Visual Environment for Display Screen Use" Addendum 2001 General lighting notes: 1. Healthcare environment lighting installations to comply with CIBSE Lighting Guides LG2; LG3; & LG7 as applicable. 2. Default values to be used where surface reflectance factors not known: Ceilings: 0.7 ; Walls: 0.5; Floors: 0.2 3. The working plane is 0.85 metres above finished floor level.	70	35	45	Ref: HTM2045	-	FALSE
H1127A	300	Desk	0	0	TRUE	Ra 80	Lighting of the level and quality equal or nearly equal to that provided by normal lighting	Type of control: N N = Normal S = Selective V = Variable EM = Energy Management System Unified glare rating limit (UGRL): 22 Areas in which VDT present to comply with CIBSE Lighting Guide LG3 "The Visual Environment for Display Screen Use" Addendum 2001 General lighting notes: 1. Healthcare environment lighting installations to comply with CIBSE Lighting Guides LG2; LG3; & LG7 as applicable. 2. Default values to be used where surface reflectance factors not known: Ceilings: 0.7 ; Walls: 0.5; Floors: 0.2 3. The working plane is 0.85 metres above finished floor level.	80	30	35	Ref: HTM2045	-	FALSE
H1127B	300	Desk/table	0	0	TRUE	Ra 80	Lighting of the level and quality equal or nearly equal to that provided by normal lighting	Type of control: N N = Normal S = Selective V = Variable EM = Energy Management System Unified glare rating limit (UGRL): 22 Areas in which VDT present to comply with CIBSE Lighting Guide LG3 "The Visual Environment for Display Screen Use" Addendum 2001 General lighting notes: 1. Healthcare environment lighting installations to comply with CIBSE Lighting Guides LG2; LG3; & LG7 as applicable. 2. Default values to be used where surface reflectance factors not known: Ceilings: 0.7 ; Walls: 0.5; Floors: 0.2 3. The working plane is 0.85 metres above finished floor level.	80	30	35	Ref: HTM2045	-	FALSE
H1130C	300	Desk/table	0	0	TRUE	Ra 80	Lighting of the level and quality equal or nearly equal to that provided by normal lighting	Type of control: N N = Normal S = Selective V = Variable EM = Energy Management System Unified glare rating limit (UGRL): 19 Areas in which VDT present to comply with CIBSE Lighting Guide LG3 "The Visual Environment for Display Screen Use" Addendum 2001 General lighting notes: 1. Healthcare environment lighting installations to comply with CIBSE Lighting Guides LG2; LG3; & LG7 as applicable. 2. Default values to be used where surface reflectance factors not known: Ceilings: 0.7 ; Walls: 0.5; Floors: 0.2 3. The working plane is 0.85 metres above finished floor level.	80	30	35		-	FALSE
H1313B	300	Desk	0	0	TRUE	Ra 80	Lighting of the level and quality equal or nearly equal to that provided by normal lighting	Type of control: N N = Normal S = Selective V = Variable EM = Energy Management System Unified glare rating limit (UGRL): 22 Areas in which VDT present to comply with CIBSE Lighting Guide LG3 "The Visual Environment for Display Screen Use" Addendum 2001 General lighting notes: 1. Healthcare environment lighting installations to comply with CIBSE Lighting Guides LG2; LG3; & LG7 as applicable. 2. Default values to be used where surface reflectance factors not known: Ceilings: 0.7 ; Walls: 0.5; Floors: 0.2 3. The working plane is 0.85 metres above finished floor level.	80	30	35		-	FALSE
H1335B	300	Desk	0	0	TRUE	Ra 80	Lighting of the level and quality equal or nearly equal to that provided by normal lighting	Type of control: N N = Normal S = Selective V = Variable EM = Energy Management System Unified glare rating limit (UGRL): 22 Areas in which VDT present to comply with CIBSE Lighting Guide LG3 "The Visual Environment for Display Screen Use" Addendum 2001 General lighting notes: 1. Healthcare environment lighting installations to comply with CIBSE Lighting Guides LG2; LG3; & LG7 as applicable. 2. Default values to be used where surface reflectance factors not known: Ceilings: 0.7 ; Walls: 0.5; Floors: 0.2 3. The working plane is 0.85 metres above finished floor level.	80	30	35		-	FALSE
J0102A1	200	Floor.	0	0	TRUE	Ra 80	Lighting of the level and quality equal or nearly equal to that provided by normal lighting	Type of control: N N = Normal S = Selective V = Variable EM = Energy Management System Unified glare rating limit (UGRL): 22 Areas in which VDT present to comply with CIBSE Lighting Guide LG3 "The Visual Environment for Display Screen Use" Addendum 2001 General lighting notes: 1. Healthcare environment lighting installations to comply with CIBSE Lighting Guides LG2; LG3; & LG7 as applicable. 2. Default values to be used where surface reflectance factors not known: Ceilings: 0.7 ; Walls: 0.5; Floors: 0.2 3. The working plane is 0 metres above finished floor level.	-	-			-	
J0103B1	200	Floor.	0	0	TRUE	Ra 80	Lighting of the level and quality equal or nearly equal to that provided by normal lighting	Type of control: N N = Normal S = Selective V = Variable EM = Energy Management System Unified glare rating limit (UGRL): 22 Areas in which VDT present to comply with CIBSE Lighting Guide LG3 "The Visual Environment for Display Screen Use" Addendum 2001 General lighting notes: 1. Healthcare environment lighting installations to comply with CIBSE Lighting Guides LG2; LG3; & LG7 as applicable. 2. Default values to be used where surface reflectance factors not known: Ceilings: 0.7 ; Walls: 0.5; Floors: 0.2 3. The working plane is 0 metres above finished floor level.	-	-			-	
J0103C1	200	Floor.	0	0	TRUE	Ra 80	Lighting of the level and quality equal or nearly equal to that provided by normal lighting	Type of control: N N = Normal S = Selective V = Variable EM = Energy Management System Unified glare rating limit (UGRL): 22 Areas in which VDT present to comply with CIBSE Lighting Guide LG3 "The Visual Environment for Display Screen Use" Addendum 2001 General lighting notes: 1. Healthcare environment lighting installations to comply with CIBSE Lighting Guides LG2; LG3; & LG7 as applicable. 2. Default values to be used where surface reflectance factors not known: Ceilings: 0.7 ; Walls: 0.5; Floors: 0.2 3. The working plane is 0 metres above finished floor level.	-	-			-	
J0107A	200	Floor.	0	0	TRUE	Ra 80	Lighting of the level and quality equal or nearly equal to that provided by normal lighting	Type of control: N N = Normal S = Selective V = Variable EM = Energy Management System Unified glare rating limit (UGRL): 22 Areas in which VDT present to comply with CIBSE Lighting Guide LG3 "The Visual Environment for Display Screen Use" Addendum 2001 General lighting notes: 1. Healthcare environment lighting installations to comply with CIBSE Lighting Guides LG2; LG3; & LG7 as applicable. 2. Default values to be used where surface reflectance factors not known: Ceilings: 0.7 ; Walls: 0.5; Floors: 0.2 3. The working plane is 0 metres above finished floor level.	-	-	0		-	FALSE
J0108A	200	Floor.	0	0	TRUE	Ra 80	Lighting of the level and quality equal or nearly equal to that provided by normal lighting	Type of control: N N = Normal S = Selective V = Variable EM = Energy Management System Unified glare rating limit (UGRL): 22 Areas in which VDT present to comply with CIBSE Lighting Guide LG3 "The Visual Environment for Display Screen Use" Addendum 2001 General lighting notes: 1. Healthcare environment lighting installations to comply with CIBSE Lighting Guides LG2; LG3; & LG7 as applicable. 2. Default values to be used where surface reflectance factors not known: Ceilings: 0.7 ; Walls: 0.5; Floors: 0.2 3. The working plane is 0 metres above finished floor level.	-	-	0		-	FALSE
J0115A	200	Floor.	0	0	TRUE	Ra 80	Lighting of the level and quality equal or nearly equal to that provided by normal lighting	Type of control: N N = Normal S = Selective V = Variable EM = Energy Management System Unified glare rating limit (UGRL): 22 Areas in which VDT present to comply with CIBSE Lighting Guide LG3 "The Visual Environment for Display Screen Use" Addendum 2001 General lighting notes: 1. Healthcare environment lighting installations to comply with CIBSE Lighting Guides LG2; LG3; & LG7 as applicable. 2. Default values to be used where surface reflectance factors not known: Ceilings: 0.7 ; Walls: 0.5; Floors: 0.2 3. The working plane is 0 metres above finished floor level.	-	-	0		-	FALSE



NCH-EMC	L1308C	Near patient testing room	21	26	26°C not to be exceeded for more than 50 hours per annum against CIBSE DSY weather data	6	6		BAL			300	Bench	0	0		TRUE	Ra 85	A	Lighting of the level and quality equal or nearly equal to that provided by normal lighting	Type of control: N N = Normal S = Selective V = Variable EM = Energy Management System Unified glare rating limit (UGRL): 19 Areas in which VDT present to comply with CIBSE Lighting Guide LG3 "The Visual Environment for Display Screen Use" Addendum 2001 General lighting notes: 1. Healthcare environment lighting installations to comply with CIBSE Lighting Guides LG2; LG3; & LG7 as applicable. 2. Default values to be used where surface reflectance factors not known: Ceilings: 0.7 ; Walls: 0.5; Floors: 0.2 3. The working plane is 0.85 metres above finished floor level.	-	-	0	Noise intrusion from external sources: equivalent continuous sound pressure level; 1hr. Daytime: 45 Night: Maximum f night: 1. Maximum value inside room space. 2. See Table 1 of HTM 08-01. Maximum internal noise from M&E services (NR): 35 1. See Table 2 of HTM 08-01. 2. All plant to be operating at maximum normal design duty. Sound insulation parameters: Privacy: Confidential Noise generation: Typical Noise sensitivity: Medium See Table 3 of HTM 08-01 Sound insulation rating: 47 1. Minimum value of noise sensitivity of receiving room. 2. See Table 4 of HTM 08-01. 3. Adjust for specific room adjacencies in accordance with table 5 of HTM 08-01.	-	FALSE
NCH-OPD/3	L1308C1	Near patient testing room	21	26	26°C not to be exceeded for more than 50 hours per annum against CIBSE DSY weather data	6	6		BAL			300	Bench	0	0		TRUE	Ra 85	A	Lighting of the level and quality equal or nearly equal to that provided by normal lighting	Type of control: N N = Normal S = Selective V = Variable EM = Energy Management System Unified glare rating limit (UGRL): 19 Areas in which VDT present to comply with CIBSE Lighting Guide LG3 "The Visual Environment for Display Screen Use" Addendum 2001 General lighting notes: 1. Healthcare environment lighting installations to comply with CIBSE Lighting Guides LG2; LG3; & LG7 as applicable. 2. Default values to be used where surface reflectance factors not known: Ceilings: 0.7 ; Walls: 0.5; Floors: 0.2 3. The working plane is 0.85 metres above finished floor level.	-	-		Noise intrusion from external sources: equivalent continuous sound pressure level; 1hr. Daytime: 45 Night: Maximum f night: 1. Maximum value inside room space. 2. See Table 1 of HTM 08-01. Maximum internal noise from M&E services (NR): 35 1. See Table 2 of HTM 08-01. 2. All plant to be operating at maximum normal design duty. Sound insulation parameters: Privacy: Confidential Noise generation: Typical Noise sensitivity: Medium See Table 3 of HTM 08-01 Sound insulation rating: 47 1. Minimum value of noise sensitivity of receiving room. 2. See Table 4 of HTM 08-01. 3. Adjust for specific room adjacencies in accordance with table 5 of HTM 08-01. Acoustics: 1. Acoustic design to be compliant with HTM 08-01. 2. Maximum weighted standardised impact sound pressure level (L'nTw) to be 65 dB for floors over noise sensitive areas. 2. A minimum Speech Transmission Index (STI) of 0.5 to BS EN 60268-16 (or equivalent standard) to apply to assessing speech intelligibility of audio systems for public announcements.	-	
NCH-OPD/3	L1602C	Medical observation area: 6 - 8 person Pschiatry	21	26	26°C not to be exceeded for more than 50 hours per annum against CIBSE DSY weather data	6	6		BAL			150	Variable. Floor	0	0		TRUE	Ra 85	A	Lighting of the level and quality equal or nearly equal to that provided by normal lighting	Type of control: S/V N = Normal S = Selective V = Variable EM = Energy Management System Unified glare rating limit (UGRL): 19 Areas in which VDT present to comply with CIBSE Lighting Guide LG3 "The Visual Environment for Display Screen Use" Addendum 2001 General lighting notes: 1. Healthcare environment lighting installations to comply with CIBSE Lighting Guides LG2; LG3; & LG7 as applicable. 2. Default values to be used where surface reflectance factors not known: Ceilings: 0.7 ; Walls: 0.5; Floors: 0.2 3. The working plane is 0 metres above finished floor level.	-	-	0		-	FALSE
NCH-OPD/3	L1602C1	Medical observation area: 6 - 8 person Psychology	21	26	26°C not to be exceeded for more than 50 hours per annum against CIBSE DSY weather data	6	6		BAL			150	Variable. Floor	0	0		TRUE	Ra 85	A	Lighting of the level and quality equal or nearly equal to that provided by normal lighting	Type of control: S/V N = Normal S = Selective V = Variable EM = Energy Management System Unified glare rating limit (UGRL): 19 Areas in which VDT present to comply with CIBSE Lighting Guide LG3 "The Visual Environment for Display Screen Use" Addendum 2001 General lighting notes: 1. Healthcare environment lighting installations to comply with CIBSE Lighting Guides LG2; LG3; & LG7 as applicable. 2. Default values to be used where surface reflectance factors not known: Ceilings: 0.7 ; Walls: 0.5; Floors: 0.2 3. The working plane is 0 metres above finished floor level.	-	-			-	
NCH-CP	L1602C1	Observation Room: child protection	21	26	26oC not to be exceeded for more than 50 hours per annum against CIBSE DSY weather data, but not on successive days.	6	6		BAL			150	Variable. Floor	0	0		TRUE	Ra 85	A	Lighting of the level and quality equal or nearly equal to that provided by normal lighting	Type of control: S/V N = Normal S = Selective V = Variable EM = Energy Management System Unified glare rating limit (UGRL): 19 Areas in which VDT present to comply with CIBSE Lighting Guide LG3 "The Visual Environment for Display Screen Use" Addendum 2001 General lighting notes: 1. Healthcare environment lighting installations to comply with CIBSE Lighting Guides LG2; LG3; & LG7 as applicable. 2. Default values to be used where surface reflectance factors not known: Ceilings: 0.7 ; Walls: 0.5; Floors: 0.2 3. The working plane is 0 metres above finished floor level.	-	-			-	
NSGH-EMC	L1612B	Body viewing/bier room	20	22		6	5		NEG			150	Bier	0	0		TRUE	Ra 85	A	Lighting of the level and quality equal or nearly equal to that provided by normal lighting	Type of control: S/V N = Normal S = Selective V = Variable EM = Energy Management System Unified glare rating limit (UGRL): 22 Areas in which VDT present to comply with CIBSE Lighting Guide LG3 "The Visual Environment for Display Screen Use" Addendum 2001 General lighting notes: 1. Healthcare environment lighting installations to comply with CIBSE Lighting Guides LG2; LG3; & LG7 as applicable. 2. Default values to be used where surface reflectance factors not known: Ceilings: 0.7 ; Walls: 0.5; Floors: 0.2 3. The working plane is 0.85 metres above finished floor level.	80	30	35	Ref: HTM2045	-	FALSE
NSGH-CCW	L1803A	Service room: equipment	16	None		10	-	Mechanical ventilation (supply): Supply to suit heat gains or extract ventilation rate.	NEG			500	Bench	0	0	As required.	TRUE	Ra 80	A	Lighting of the level and quality equal or nearly equal to that provided by normal lighting	Type of control: N N = Normal S = Selective V = Variable EM = Energy Management System Unified glare rating limit (UGRL): 19 Areas in which VDT present to comply with CIBSE Lighting Guide LG3 "The Visual Environment for Display Screen Use" Addendum 2001 General lighting notes: 1. Healthcare environment lighting installations to comply with CIBSE Lighting Guides LG2; LG3; & LG7 as applicable. 2. Default values to be used where surface reflectance factors not known: Ceilings: 0.7 ; Walls: 0.5; Floors: 0.2 3. The working plane is 0.85 metres above finished floor level.	70	40	50		-	FALSE
NSGH-MP	L1803C1	Live Test Area	16	None		-	-	Mechanical ventilation (supply): Supply to suit heat gains or extract ventilation rate.	BAL			500	Bench	0	0		TRUE	Ra 85	A	Lighting of the level and quality equal or nearly equal to that provided by normal lighting	Type of control: N N = Normal S = Selective V = Variable EM = Energy Management System Unified glare rating limit (UGRL): 19 General lighting notes: 1. Healthcare environment lighting installations to comply with CIBSE Lighting Guides LG2; LG3; & LG7 as applicable. 2. Default values to be used where surface reflectance factors not known: Ceilings: 0.7 ; Walls: 0.5; Floors: 0.2 3. The working plane is 0.85 metres above finished floor level.	70	40			-	
NCH-OPD/1	L1806C	Workshop: hearing aid repair	20	26	26oC not to be exceeded for more than 50 hours per annum against CIBSE DSY weather data, but not on successive days.	-	-	Mechanical ventilation (supply): Supply to suit heat gains or extract ventilation rate.	BAL			300	Bench	0	0		TRUE	Ra 80	A	Lighting of the level and quality equal or nearly equal to that provided by normal lighting	Type of control: N N = Normal S = Selective V = Variable EM = Energy Management System Unified glare rating limit (UGRL): 19 Areas in which VDT present to comply with CIBSE Lighting Guide LG3 "The Visual Environment for Display Screen Use" Addendum 2001 General lighting notes: 1. Healthcare environment lighting installations to comply with CIBSE Lighting Guides LG2; LG3; & LG7 as applicable. 2. Default values to be used where surface reflectance factors not known: Ceilings: 0.7 ; Walls: 0.5; Floors: 0.2 3. The working plane is 0.85 metres above finished floor level.	70	40	50		-	FALSE
NSGH-OPD	M0114B	Office records: 2 staff	21	26	26oC not to be exceeded for more than 50 hours per annum against CIBSE DSY weather data, but not on successive days.	-	-	Air volume to suit occupancy at 10 litres per second per person or cooling requirement; whichever the greater	BAL			500	Desk	0	0		TRUE	Ra 80	A	Lighting of the level and quality equal or nearly equal to that provided by normal lighting	Type of control: N N = Normal S = Selective V = Variable EM = Energy Management System Unified glare rating limit (UGRL): 19 Areas in which VDT present to comply with CIBSE Lighting Guide LG3 "The Visual Environment for Display Screen Use" Addendum 2001 General lighting notes: 1. Healthcare environment lighting installations to comply with CIBSE Lighting Guides LG2; LG3; & LG7 as applicable. 2. Default values to be used where surface reflectance factors not known: Ceilings: 0.7 ; Walls: 0.5; Floors: 0.2 3. The working plane is 0.85 metres above finished floor level.	80	30	35	Ref: HTM2045	-	TRUE
NSGH-MDU	M0114B1	Office records: 5 staff	21	26	26oC not to be exceeded for more than 50 hours per annum against CIBSE DSY weather data, but not on successive days.	-	-	Air volume to suit occupancy at 10 litres per second per person or cooling requirement; whichever the greater	BAL			500	Desk	0	0		TRUE	Ra 80	A	Lighting of the level and quality equal or nearly equal to that provided by normal lighting	Type of control: N N = Normal S = Selective V = Variable EM = Energy Management System Unified glare rating limit (UGRL): 19 Areas in which VDT present to comply with CIBSE Lighting Guide LG3 "The Visual Environment for Display Screen Use" Addendum 2001 General lighting notes: 1. Healthcare environment lighting installations to comply with CIBSE Lighting Guides LG2; LG3; & LG7 as applicable. 2. Default values to be used where surface reflectance factors not known: Ceilings: 0.7 ; Walls: 0.5; Floors: 0.2 3. The working plane is 0.85 metres above finished floor level.	80	30		Ref: HTM2045 Acoustics: 1. Acoustic design to be compliant with HTM 08-01. 2. Maximum weighted standardised impact sound pressure level (L'nTw) to be 65 dB for floors over noise sensitive areas. 2. A minimum Speech Transmission Index (STI) of 0.5 to BS EN 60268-16 (or equivalent standard) to apply to assessing speech intelligibility of audio systems for public announcements.	-	
NSGH-FM	M0115A	Office: 3 staff	21	26	26oC not to be exceeded for more than 50 hours per annum against CIBSE DSY weather data, but not on successive days.	-	-	Air volume to suit occupancy at 10 litres per second per person or cooling requirement; whichever the greater	BAL			500	Desk	0	0		TRUE	Ra 80	A	Lighting of the level and quality equal or nearly equal to that provided by normal lighting	Type of control: N N = Normal S = Selective V = Variable EM = Energy Management System Unified glare rating limit (UGRL): 19 Areas in which VDT present to comply with CIBSE Lighting Guide LG3 "The Visual Environment for Display Screen Use" Addendum 2001 General lighting notes: 1. Healthcare environment lighting installations to comply with CIBSE Lighting Guides LG2; LG3; & LG7 as applicable. 2. Default values to be used where surface reflectance factors not known: Ceilings: 0.7 ; Walls: 0.5; Floors: 0.2 3. The working plane is 0.85 metres above finished floor level.	80	30	35	Ref: HTM2045	-	TRUE
NSGH-HOW	M0115A1	Office and Hotdesking with Admin Area	21	26	26oC not to be exceeded for more than 50 hours per annum against CIBSE DSY weather data, but not on successive days.	-	-	Air volume to suit occupancy at 10 litres per second per person or cooling requirement; whichever the greater	BAL			500	Desk	0	0		TRUE	Ra 80	A	Lighting of the level and quality equal or nearly equal to that provided by normal lighting	Type of control: N N = Normal S = Selective V = Variable EM = Energy Management System Unified glare rating limit (UGRL): 19 Areas in which VDT present to comply with CIBSE Lighting Guide LG3 "The Visual Environment for Display Screen Use" Addendum 2001 General lighting notes: 1. Healthcare environment lighting installations to comply with CIBSE Lighting Guides LG2; LG3; & LG7 as applicable. 2. Default values to be used where surface reflectance factors not known: Ceilings: 0.7 ; Walls: 0.5; Floors: 0.2 3. The working plane is 0.85 metres above finished floor level.	80	30		Ref: HTM2045	-	
NSGH-GENW	M0202B	Office nursing: 1 staff	21	26	26oC not to be exceeded for more than 50 hours per annum against CIBSE DSY weather data, but not on successive days.	-	-	Air volume to suit occupancy at 10 litres per second per person or cooling requirement; whichever the greater	BAL			500	Desk	0	0		TRUE	Ra 80	A	Lighting of the level and quality equal or nearly equal to that provided by normal lighting	Type of control: N N = Normal S = Selective V = Variable EM = Energy Management System Unified glare rating limit (UGRL): 19 Areas in which VDT present to comply with CIBSE Lighting Guide LG3 "The Visual Environment for Display Screen Use" Addendum 2001 General lighting notes: 1. Healthcare environment lighting installations to comply with CIBSE Lighting Guides LG2; LG3; & LG7 as applicable. 2. Default values to be used where surface reflectance factors not known: Ceilings: 0.7 ; Walls: 0.5; Floors: 0.2 3. The working plane is 0.85 metres above finished floor level.	80	30	35	Ref: HTM2045	-	TRUE
NCH-OPD	M0202B1	Sister Office	21	26	26oC not to be exceeded for more than 50 hours per annum against CIBSE DSY weather data, but not on successive days.	-	-	Air volume to suit occupancy at 10 litres per second per person or cooling requirement; whichever the greater	BAL			500	Desk	0	0		TRUE	Ra 80	A	Lighting of the level and quality equal or nearly equal to that provided by normal lighting	Type of control: N N = Normal S = Selective V = Variable EM = Energy Management System Unified glare rating limit (UGRL): 19 Areas in which VDT present to comply with CIBSE Lighting Guide LG3 "The Visual Environment for Display Screen Use" Addendum 2001 General lighting notes: 1. Healthcare environment lighting installations to comply with CIBSE Lighting Guides LG2; LG3; & LG7 as applicable. 2. Default values to be used where surface reflectance factors not known: Ceilings: 0.7 ; Walls: 0.5; Floors: 0.2 3. The working plane is 0.85 metres above finished floor level.	80	30		Ref: HTM2045	-	
NSGH-GENW	M0218A	Office: 1 staff	21	26	26oC not to be exceeded for more than 50 hours per annum against CIBSE DSY weather data, but not on successive days.	-	-	Air volume to suit occupancy at 10 litres per second per person or cooling requirement; whichever the greater	BAL			500	Desk	0	0		TRUE	Ra 80	A	Lighting of the level and quality equal or nearly equal to that provided by normal lighting	Type of control: N N = Normal S = Selective V = Variable EM = Energy Management System Unified glare rating limit (UGRL): 19 Areas in which VDT present to comply with CIBSE Lighting Guide LG3 "The Visual Environment for Display Screen Use" Addendum 2001 General lighting notes: 1. Healthcare environment lighting installations to comply with CIBSE Lighting Guides LG2; LG3; & LG7 as applicable. 2. Default values to be used where surface reflectance factors not known: Ceilings: 0.7 ; Walls: 0.5; Floors: 0.2 3. The working plane is 0.85 metres above finished floor level.	80	30	35	Ref: HTM2045	-	TRUE
NSGH-MR	M0218A1	Office: 1 staff	21	26	26oC not to be exceeded for more than 50 hours per annum against CIBSE DSY weather data, but not on successive days.	-	-	Air volume to suit occupancy at 10 litres per second per person or cooling requirement; whichever the greater	BAL			500	Desk	0	0		TRUE	Ra 80	A	Lighting of the level and quality equal or nearly equal to that provided by normal lighting	Type of control: N N = Normal S = Selective V = Variable EM = Energy Management System Unified glare rating limit (UGRL): 19 Areas in which VDT present to comply with CIBSE Lighting Guide LG3 "The Visual Environment for Display Screen Use" Addendum 2001 General lighting notes: 1. Healthcare environment lighting installations to comply with CIBSE Lighting Guides LG2; LG3; & LG7 as applicable. 2. Default values to be used where surface reflectance factors not known: Ceilings: 0.7 ; Walls: 0.5; Floors: 0.2 3. The working plane is 0.85 metres above finished floor level.	80	30		Ref: HTM2045	-	
NSGH-AAU	M0221A	Office: 1 staff: open plan x6	21	26	26oC not to be exceeded for more than 50 hours per annum against CIBSE DSY weather data, but not on successive days.	-	-	Air volume to suit occupancy at 10 litres per second per person or cooling requirement; whichever the greater	BAL			500	Desk	0	0		TRUE	Ra 80	A	Lighting of the level and quality equal or nearly equal to that provided by normal lighting	Type of control: N N = Normal S = Selective V = Variable EM = Energy Management System Unified glare rating limit (UGRL): 19 Areas in which VDT present to comply with CIBSE Lighting Guide LG3 "The Visual Environment for Display Screen Use" Addendum 2001 General lighting notes: 1. Healthcare environment lighting installations to comply with CIBSE Lighting Guides LG2; LG3; & LG7 as applicable. 2. Default values to be used where surface reflectance factors not known: Ceilings: 0.7 ; Walls: 0.5; Floors: 0.2 3. The working plane is 0.85 metres above finished floor level.	80	30	35	Ref: HTM2045	-	TRUE
NSGH-MR	M0222A	Open Plan Office for 20 persons	21	26	26oC not to be exceeded for more than 50 hours per annum against CIBSE DSY weather data, but not on successive days.	-	-	Air volume to suit occupancy at 10 litres per second per person or cooling requirement; whichever the greater	BAL			500	Desk	0	0		TRUE	Ra 80	A	Lighting of the level and quality equal or nearly equal to that provided by normal lighting	Type of control: N N = Normal S = Selective V = Variable EM = Energy Management System Unified glare rating limit (UGRL): 19 Areas in which VDT present to comply with CIBSE Lighting Guide LG3 "The Visual Environment for Display Screen Use" Addendum 2001 General lighting notes: 1. Healthcare environment lighting installations to comply with CIBSE Lighting Guides LG2; LG3; & LG7 as applicable. 2. Default values to be used where surface reflectance factors not known: Ceilings: 0.7 ; Walls: 0.5; Floors: 0.2 3. The working plane is 0.85 metres above finished floor level.	80	30	35	Ref: HTM2045	-	TRUE
NSGH-AAU	M0225A	Office: 6 staff	21	26	26oC not to be exceeded for more than 50 hours per annum against CIBSE DSY weather data, but not on successive days.	-	-	Air volume to suit occupancy at 10 litres per second per person or cooling requirement; whichever the greater	BAL			500	Desk	0	0		TRUE	Ra 80	A	Lighting of the level and quality equal or nearly equal to that provided by normal lighting	Type of control: N N = Normal S = Selective V = Variable EM = Energy Management System Unified glare rating limit (UGRL): 19 Areas in which VDT present to comply with CIBSE Lighting Guide LG3 "The Visual Environment for Display Screen Use" Addendum 2001 General lighting notes: 1. Healthcare environment lighting installations to comply with CIBSE Lighting Guides LG2; LG3; & LG7 as applicable. 2. Default values to be used where surface reflectance factors not known: Ceilings: 0.7 ; Walls: 0.5; Floors: 0.2 3. The working plane is 0.85 metres above finished floor level.	80	30	35	Ref: HTM2045	-	TRUE
NCH-THE	M0228B	Office: 10 staff	21	26	26oC not to be exceeded for more than 50 hours per annum against CIBSE DSY weather data, but not on successive days.	-	-	Air volume to suit occupancy at 10 litres per second per person or cooling requirement; whichever the greater	BAL			500	Desk	0	0		TRUE	Ra 80	A	Lighting of the level and quality equal or nearly equal to that provided by normal lighting	Type of control: N N = Normal S = Selective V = Variable EM = Energy Management System Unified glare rating limit (UGRL): 19 Areas in which VDT present to comply with CIBSE Lighting Guide LG3 "The Visual Environment for Display Screen Use" Addendum 2001 General lighting notes: 1. Healthcare environment lighting installations to comply with CIBSE Lighting Guides LG2; LG3; & LG7 as applicable. 2. Default values to be used where surface reflectance factors not known: Ceilings: 0.7 ; Walls: 0.5; Floors: 0.2 3. The working plane is 0.85 metres above finished floor level.	80	30	35	Ref: HTM2045	-	TRUE
NSGH-EMC	M0251B	Office: 2 person (wired for 3)	21	26	26oC not to be exceeded for more than 50 hours per annum against CIBSE DSY weather data, but not on successive days.	-	-	Air volume to suit occupancy at 10 litres per second per person or cooling requirement; whichever the greater	BAL			500	Desk	0	0		TRUE	Ra 80	A	Lighting of the level and quality equal or nearly equal to that provided by normal lighting	Type of control: N N = Normal S = Selective V = Variable EM = Energy Management System Unified glare rating limit (UGRL): 19 Areas in which VDT present to comply with CIBSE Lighting Guide LG3 "The Visual Environment for Display Screen Use" Addendum 2001 General lighting notes: 1. Healthcare environment lighting installations to comply with CIBSE Lighting Guides LG2; LG3; & LG7 as applicable. 2. Default values to be used where surface reflectance factors not known: Ceilings: 0.7 ; Walls: 0.5; Floors: 0.2 3. The working plane is 0.85 metres above finished floor level.	-	-	0	Noise intrusion from external sources: equivalent continuous sound pressure level; 1hr. Daytime: 40 Night: Maximum f night: 1. Maximum value inside room space. 2. See Table 1 of HTM 08-01. Maximum internal noise from M&E services (NR): 35 1. See Table 2 of HTM 08-01. 2. All plant to be operating at maximum normal design duty. Sound insulation parameters: Privacy: Private Noise generation: Typical Noise sensitivity: Medium See Table 3 of HTM 08-01 Sound insulation rating: 42 1. Minimum value of noise sensitivity of receiving room. 2. See Table 4 of HTM 08-01. 3. Adjust for specific room adjacencies in accordance with table 5 of HTM 08-01.	-	FALSE
NSGH-MP	M0251B1	Office: 1 person	21	26	26oC not to be exceeded for more than 50 hours per annum against CIBSE DSY weather data, but not on successive days.	-	-	Air volume to suit occupancy at 10 litres per second per person or cooling requirement; whichever the greater	BAL			500	Desk	0	0		TRUE	Ra 80	A	Lighting of the level and quality equal or nearly equal to that provided by normal lighting	Type of control: N N = Normal S = Selective V = Variable EM = Energy Management System Unified glare rating limit (UGRL): 19 Areas in which VDT present to comply with CIBSE Lighting Guide LG3 "The Visual Environment for Display Screen Use" Addendum 2001 General lighting notes: 1. Healthcare environment lighting installations to comply with CIBSE Lighting Guides LG2; LG3; & LG7 as applicable. 2. Default values to be used where surface reflectance factors not known: Ceilings: 0.7 ; Walls: 0.5; Floors: 0.2 3. The working plane is 0.85 metres above finished floor level.	-	-		Noise intrusion from external sources: equivalent continuous sound pressure level; 1hr. Daytime: 40 Night: Maximum f night: 1. Maximum value inside room space. 2. See Table 1 of HTM 08-01. Maximum internal noise from M&E services (NR): 35 1. See Table 2 of HTM 08-01. 2. All plant to be operating at maximum normal design duty. Sound insulation parameters: Privacy: Private Noise generation: Typical Noise sensitivity: Medium See Table 3 of HTM 08-01 Sound insulation rating: 42 1. Minimum value of noise sensitivity of receiving room. 2. See Table 4 of HTM 08-01. 3. Adjust for specific room adjacencies in accordance with table 5 of HTM 08-01. Acoustics: 1. Acoustic design to be compliant with HTM 08-01. 2. Maximum weighted standardised impact sound pressure level (L'nTw) to be 65 dB for floors over noise sensitive areas. 2. A minimum Speech Transmission Index (STI) of 0.5 to BS EN 60268-16 (or equivalent standard) to apply to assessing speech intelligibility of audio systems for public announcements.	-	
NCH-SCHW	M0251B2	Office: 2 person (wired for 3)	21	26	26oC not to be exceeded for more than 50 hours per annum against CIBSE DSY weather data, but not on successive days.	-	-	Air volume to suit occupancy at 10 litres per second per person or cooling requirement; whichever the greater	BAL			500	Desk	0	0		TRUE	Ra 80	A	Lighting of the level and quality equal or nearly equal to that provided by normal lighting	Type of control: N N = Normal S = Selective V = Variable EM = Energy Management System Unified glare rating limit (UGRL): 19 Areas in which VDT present to comply with CIBSE Lighting Guide LG3 "The Visual Environment for Display Screen Use" Addendum 2001 General lighting notes: 1. Healthcare environment lighting installations to comply with CIBSE Lighting Guides LG2; LG3; & LG7 as applicable. 2. Default values to be used where surface reflectance factors not known: Ceilings: 0.7 ; Walls: 0.5; Floors: 0.2 3. The working plane is 0.85 metres above finished floor level.	-	-		Noise intrusion from external sources: equivalent continuous sound pressure level; 1hr. Daytime: 40 Night: Maximum f night: 1. Maximum value inside room space. 2. See Table 1 of HTM 08-01. Maximum internal noise from M&E services (NR): 35 1. See Table 2 of HTM 08-01. 2. All plant to be operating at maximum normal design duty. Sound insulation parameters: Privacy: Private Noise generation: Typical Noise sensitivity: Medium See Table 3 of HTM 08-01 Sound insulation rating: 42 1. Minimum value of noise sensitivity of receiving room. 2. See Table 4 of HTM 08-01. 3. Adjust for specific room adjacencies in accordance with table 5 of HTM 08-01. Acoustics: 1. Acoustic design to be compliant with HTM 08-01. 2. Maximum weighted standardised impact sound pressure level (L'nTw) to be 65 dB for floors over noise sensitive areas. 2. A minimum Speech Transmission Index (STI) of 0.5 to BS EN 60268-16 (or equivalent standard) to apply to assessing speech intelligibility of audio systems for public announcements.	-	
NSGH-GENW	M0251POD	Office POD - Cluster	21	26	26oC not to be exceeded for more than 50 hours per annum against CIBSE DSY weather data, but not on successive days.	-	-	Air volume to suit occupancy at 10 litres per second per person or cooling requirement; whichever the greater	BAL			500	Desk	0	0		TRUE	Ra 80	A	Lighting of the level and quality equal or nearly equal to that provided by normal lighting	Type of control: N N = Normal S = Selective V = Variable EM = Energy Management System Unified glare rating limit (UGRL): 19 Areas in which VDT present to comply with CIBSE Lighting Guide LG3 "The Visual Environment for Display Screen Use" Addendum 2001 General lighting notes: 1. Healthcare environment lighting installations to comply with CIBSE Lighting Guides LG2; LG3; & LG7 as applicable. 2. Default values to be used where surface reflectance factors not known: Ceilings: 0.7 ; Walls: 0.5; Floors: 0.2 3. The working plane is 0.85 metres above finished floor level.	-	-	0	Noise intrusion from external sources: equivalent continuous sound pressure level; 1hr. Daytime: 40 Night: Maximum f night: 1. Maximum value inside room space. 2. See Table 1 of HTM 08-01. Maximum internal noise from M&E services (NR): 35 1. See Table 2 of HTM 08-01. 2. All plant to be operating at maximum normal design duty. Sound insulation parameters: Privacy: Private Noise generation: Typical Noise sensitivity: Medium See Table 3 of HTM 08-01 Sound insulation rating: 42 1. Minimum value of noise sensitivity of receiving room. 2. See Table 4 of HTM 08-01. 3. Adjust for specific room adjacencies in accordance with table 5 of HTM 08-01.	-	FALSE
NSGH-GENW	M0252B	Office: 2 person	21	26	26oC not to be exceeded for more than 50 hours per annum against CIBSE DSY weather data, but not on successive days.	-	-	Air volume to suit occupancy at 10 litres per second per person or cooling requirement; whichever the greater	BAL			500	Desk	0	0		TRUE	Ra 80	A	Lighting of the level and quality equal or nearly equal to that provided by normal lighting	Type of control: N N = Normal S = Selective V = Variable EM = Energy Management System Unified glare rating limit (UGRL): 19 Areas in which VDT present to comply with CIBSE Lighting Guide LG3 "The Visual Environment for Display Screen Use" Addendum 2001 General lighting notes: 1. Healthcare environment lighting installations to comply with CIBSE Lighting Guides LG2; LG3; & LG7 as applicable. 2. Default values to be used where surface reflectance factors not known: Ceilings: 0.7 ; Walls: 0.5; Floors: 0.2 3. The working plane is 0.85 metres above finished floor level.	-	-	0	Noise intrusion from external sources: equivalent continuous sound pressure level; 1hr. Daytime: 40 Night: Maximum f night: 1. Maximum value inside room space. 2. See Table 1 of HTM 08-01. Maximum internal noise from M&E services (NR): 35 1. See Table 2 of HTM 08-01. 2. All plant to be operating at maximum normal design duty. Sound insulation parameters: Privacy: Private Noise generation: Typical Noise sensitivity: Medium See Table 3 of HTM 08-01 Sound insulation rating: 42 1. Minimum value of noise sensitivity of receiving room. 2. See Table 4 of HTM 08-01. 3. Adjust for specific room adjacencies in accordance with table 5 of HTM 08-01.	-	FALSE
NCH-SAN	M0252B1	Vestry Office: 2 person	21	26	26oC not to be exceeded for more than 50 hours per annum against CIBSE DSY weather data, but not on successive days.	-	-	Air volume to suit occupancy at 10 litres per second per person or cooling requirement; whichever the greater	BAL			500	Desk	0	0		TRUE	Ra 80	A	Lighting of the level and quality equal or nearly equal to that provided by normal lighting	Type of control: N N = Normal S = Selective V = Variable EM = Energy Management System Unified glare rating limit (UGRL): 19 Areas in which VDT present to comply with CIBSE Lighting Guide LG3 "The Visual Environment for Display Screen Use" Addendum 2001 General lighting notes: 1. Healthcare environment lighting installations to comply with CIBSE Lighting Guides LG2; LG3; & LG7 as applicable. 2. Default values to be used where surface reflectance factors not known: Ceilings: 0.7 ; Walls: 0.5; Floors: 0.2 3. The working plane is 0.85 metres above finished floor level.	-	-		Noise intrusion from external sources: equivalent continuous sound pressure level; 1hr. Daytime: 40 Night: Maximum f night: 1. Maximum value inside room space. 2. See Table 1 of HTM 08-01. Maximum internal noise from M&E services (NR): 35 1. See Table 2 of HTM 08-01. 2. All plant to be operating at maximum normal design duty. Sound insulation parameters: Privacy: Private Noise generation: Typical Noise sensitivity: Medium See Table 3 of HTM 08-01 Sound insulation rating: 42 1. Minimum value of noise sensitivity of receiving room. 2. See Table 4 of HTM 08-01. 3. Adjust for specific room adjacencies in accordance with table 5 of HTM 08-01. Acoustics: 1. Acoustic design to be compliant with HTM 08-01. 2. Maximum weighted standardised impact sound pressure level (L'nTw) to be 65 dB for floors over noise sensitive areas. 2. A minimum Speech Transmission Index (STI) of 0.5 to BS EN 60268-16 (or equivalent standard) to apply to assessing speech intelligibility of audio systems for public announcements.	-	
NSGH-MR	M0252B2	Office: 2 person	21	26	26oC not to be exceeded for more than 50 hours per annum against CIBSE DSY weather data, but not on successive days.	-	-	Air volume to suit occupancy at 10 litres per second per person or cooling requirement; whichever the greater	BAL			500	Desk	0	0		TRUE	Ra 80	A	Lighting of the level and quality equal or nearly equal to that provided by normal lighting	Type of control: N N = Normal S = Selective V = Variable EM = Energy Management System Unified glare rating limit (UGRL): 19 Areas in which VDT present to comply with CIBSE Lighting Guide LG3 "The Visual Environment for Display Screen Use" Addendum 2001 General lighting notes: 1. Healthcare environment lighting installations to comply with CIBSE Lighting Guides LG2; LG3; & LG7 as applicable. 2. Default values to be used where surface reflectance factors not known: Ceilings: 0.7 ; Walls: 0.5; Floors: 0.2 3. The working plane is 0.85 metres above finished floor level.	-	-		Noise intrusion from external sources: equivalent continuous sound pressure level; 1hr. Daytime: 40 Night: Maximum f night: 1. Maximum value inside room space. 2. See Table 1 of HTM 08-01. Maximum internal noise from M&E services (NR): 35 1. See Table 2 of HTM 08-01. 2. All plant to be operating at maximum normal design duty. Sound insulation parameters: Privacy: Private Noise generation: Typical Noise sensitivity: Medium See Table 3 of HTM 08-01 Sound insulation rating: 42 1. Minimum value of noise sensitivity of receiving room. 2. See Table 4 of HTM 08-01. 3. Adjust for specific room adjacencies in accordance with table 5 of HTM 08-01. Acoustics: 1. Acoustic design to be compliant with HTM 08-01. 2. Maximum weighted standardised impact sound pressure level (L'nTw) to be 65 dB for floors over noise sensitive areas. 2. A minimum Speech Transmission Index (STI) of 0.5 to BS EN 60268-16 (or equivalent standard) to apply to assessing speech intelligibility of audio systems for public announcements.	-	
NSGH-CCW	M0252B3	Consultant's Office	21	26	26oC not to be exceeded for more than 50 hours per annum against CIBSE DSY weather data, but not on successive days.	-	-	Air volume to suit occupancy at 10 litres per second per person or cooling requirement; whichever the greater	BAL			500	Desk	0	0		TRUE	Ra 80	A	Lighting of the level and quality equal or nearly equal to that provided by normal lighting	Type of control: N N = Normal S = Selective V = Variable EM = Energy Management System Unified glare rating limit (UGRL): 19 Areas in which VDT present to comply with CIBSE Lighting Guide LG3 "The Visual Environment for Display Screen Use" Addendum 2001 General lighting notes: 1. Healthcare environment lighting installations to comply with CIBSE Lighting Guides LG2; LG3; & LG7 as applicable. 2. Default values to be used where surface reflectance factors not known: Ceilings: 0.7 ; Walls: 0.5; Floors: 0.2 3. The working plane is 0.85 metres above finished floor level.	-	-		Noise intrusion from external sources: equivalent continuous sound pressure level; 1hr. Daytime: 40 Night: Maximum f night: 1. Maximum value inside room space. 2. See Table 1 of HTM 08-01. Maximum internal noise from M&E services (NR): 35 1. See Table 2 of HTM 08-01. 2. All plant to be operating at maximum normal design duty. Sound insulation parameters: Privacy: Private Noise generation: Typical Noise sensitivity: Medium See Table 3 of HTM 08-01 Sound insulation rating: 42 1. Minimum value of noise sensitivity of receiving room. 2. See Table 4 of HTM 08-01. 3. Adjust for specific room adjacencies in accordance with table 5 of HTM 08-01. Acoustics: 1. Acoustic design to be compliant with HTM 08-01. 2. Maximum weighted standardised impact sound pressure level (L'nTw) to be 65 dB for floors over noise sensitive areas. 2. A minimum Speech Transmission Index (STI) of 0.5 to BS EN 60268-16 (or equivalent standard) to apply to assessing speech intelligibility of audio systems for public announcements.	-	
NSGH-EMC	M0252B4	Social Worker's Office	21	26	26oC not to be exceeded for more than 50 hours per annum against CIBSE DSY weather data, but not on successive days.	-	-	Air volume to suit occupancy at 10 litres per second per person or cooling requirement; whichever the greater	BAL			500	Desk	0	0		TRUE	Ra 80	A	Lighting of the level and quality equal or nearly equal to that provided by normal lighting	Type of control: N N = Normal S = Selective V = Variable EM = Energy Management System Unified glare rating limit (UGRL): 19 Areas in which VDT present to comply with CIBSE Lighting Guide LG3 "The Visual Environment for Display Screen Use" Addendum 2001 General lighting notes: 1. Healthcare environment lighting installations to comply with CIBSE Lighting Guides LG2; LG3; & LG7 as applicable. 2. Default values to be used where surface reflectance factors not known: Ceilings: 0.7 ; Walls: 0.5; Floors: 0.2 3. The working plane is 0.85 metres above finished floor level.	-	-		Noise intrusion from external sources: equivalent continuous sound pressure level; 1hr. Daytime: 40 Night: Maximum f night: 1. Maximum value inside room space. 2. See Table 1 of HTM 08-01. Maximum internal noise from M&E services (NR): 35 1. See Table 2 of HTM 08-01. 2. All plant to be operating at maximum normal design duty. Sound insulation parameters: Privacy: Private Noise generation: Typical Noise sensitivity: Medium See Table 3 of HTM 08-01 Sound insulation rating: 42 1. Minimum value of noise sensitivity of receiving room. 2. See Table 4 of HTM 08-01. 3. Adjust for specific room adjacencies in accordance with table 5 of HTM 08-01. Acoustics: 1. Acoustic design to be compliant with HTM 08-01. 2. Maximum weighted standardised impact sound pressure level (L'nTw) to be 65 dB for floors over noise sensitive areas. 2. A minimum Speech Transmission Index (STI) of 0.5 to BS EN 60268-16 (or equivalent standard) to apply to assessing speech intelligibility of audio systems for public announcements.	-	
NSGH-CCW/CCU	M0252B5	Office: 2 Person	21	26	26oC not to be exceeded for more than 50 hours per annum against CIBSE DSY weather data, but not on successive days.	-	-	Air volume to suit occupancy at 10 litres per second per person or cooling requirement; whichever the greater	BAL			500	Desk	0	0		TRUE	Ra 80	A	Lighting of the level and quality equal or nearly equal to that provided by normal lighting	Type of control: N N = Normal S = Selective V = Variable EM = Energy Management System Unified glare rating limit (UGRL): 19 Areas in which VDT present to comply with CIBSE Lighting Guide LG3 "The Visual Environment for Display Screen Use" Addendum 2001 General lighting notes: 1. Healthcare environment lighting installations to comply with CIBSE Lighting Guides LG2; LG3; & LG7 as applicable. 2. Default values to be used where surface reflectance factors not known: Ceilings: 0.7 ; Walls: 0.5; Floors: 0.2 3. The working plane is 0.85 metres above finished floor level.	-	-		Noise intrusion from external sources: equivalent continuous sound pressure level; 1hr. Daytime: 40 Night: Maximum f night: 1. Maximum value inside room space. 2. See Table 1 of HTM 08-01. Maximum internal noise from M&E services (NR): 35 1. See Table 2 of HTM 08-01. 2. All plant to be operating at maximum normal design duty. Sound insulation parameters: Privacy: Private Noise generation: Typical Noise sensitivity: Medium See Table 3 of HTM 08-01 Sound insulation rating: 42 1. Minimum value of noise sensitivity of receiving room. 2. See Table 4 of HTM 08-01. 3. Adjust for specific room adjacencies in accordance with table 5 of HTM 08-01. Acoustics: 1. Acoustic design to be compliant with HTM 08-01. 2. Maximum weighted standardised impact sound pressure level (L'nTw) to be 65 dB for floors over noise sensitive areas. 2. A minimum Speech Transmission Index (STI) of 0.5 to BS EN 60268-16 (or equivalent standard) to apply to assessing speech intelligibility of audio systems for public announcements.	-	
NSGH-FM	M0252-X1	FM Hot Desks	21	26	26oC not to be exceeded for more than 50 hours per annum against CIBSE DSY weather data, but not on successive days.	-	-	Air volume to suit occupancy at 10 litres per second per person or cooling requirement; whichever the greater	BAL			500	Desk	0	0		TRUE	Ra 80	A	Lighting of the level and quality equal or nearly equal to that provided by normal lighting	Type of control: N N = Normal S = Selective V = Variable EM = Energy Management System Unified glare rating limit (UGRL): 19 Areas in which VDT present to comply with CIBSE Lighting Guide LG3 "The Visual Environment for Display Screen Use" Addendum 2001 General lighting notes: 1. Healthcare environment lighting installations to comply with CIBSE Lighting Guides LG2; LG3; & LG7 as applicable. 2. Default values to be used where surface reflectance factors not known: Ceilings: 0.7 ; Walls: 0.5; Floors: 0.2 3. The working plane is 0.85 metres above finished floor level.	-	-		Noise intrusion from external sources: equivalent continuous sound pressure level; 1hr. Daytime: 40 Night: Maximum f night: 1. Maximum value inside room space. 2. See Table 1 of HTM 08-01. Maximum internal noise from M&E services (NR): 35 1. See Table 2 of HTM 08-01. 2. All plant to be operating at maximum normal design duty. Sound insulation parameters: Privacy: Private Noise generation: Typical Noise sensitivity: Medium See Table 3 of HTM 08-01 Sound insulation rating: 42 1. Minimum value of noise sensitivity of receiving room. 2. See Table 4 of HTM 08-01. 3. Adjust for specific room adjacencies in accordance with table 5 of HTM 08-01. Acoustics: 1. Acoustic design to be compliant with HTM 08-01. 2. Maximum weighted standardised impact sound pressure level (L'nTw) to be 65 dB for floors over noise sensitive areas. 2. A minimum Speech Transmission Index (STI) of 0.5 to BS EN 60268-16 (or equivalent standard) to apply to assessing speech intelligibility of audio systems for public announcements.	-	
NSGH-RAG/F	M0254B	Office: 4 person	21	26	26oC not to be exceeded for more than 50 hours per annum against CIBSE DSY weather data, but not on successive days.	-	-	Air volume to suit occupancy at 10 litres per second per person or cooling requirement; whichever the greater	BAL			500	Desk	0	0		TRUE	Ra 80	A	Lighting of the level and quality equal or nearly equal to that provided by normal lighting	Type of control: N N = Normal S = Selective V = Variable EM = Energy Management System Unified glare rating limit (UGRL): 19 Areas in which VDT present to comply with CIBSE Lighting Guide LG3 "The Visual Environment for Display Screen Use" Addendum 2001 General lighting notes: 1. Healthcare environment lighting installations to comply with CIBSE Lighting Guides LG2; LG3; & LG7 as applicable. 2. Default values to be used where surface reflectance factors not known: Ceilings: 0.7 ; Walls: 0.5; Floors: 0.2 3. The working plane is 0.85 metres above finished floor level.	-	-	0	Noise intrusion from external sources: equivalent continuous sound pressure level; 1hr. Daytime: 40 Night: Maximum f night: 1. Maximum value inside room space. 2. See Table 1 of HTM 08-01. Maximum internal noise from M&E services (NR): 35 1. See Table 2 of HTM 08-01. 2. All plant to be operating at maximum normal design duty. Sound insulation parameters: Privacy: Private Noise generation: Typical Noise sensitivity: Medium See Table 3 of HTM 08-01 Sound insulation rating: 42 1. Minimum value of noise sensitivity of receiving room. 2. See Table 4 of HTM 08-01. 3. Adjust for specific room adjacencies in accordance with table 5 of HTM 08-01.	-	FALSE
NSGH-MR	M0254B1	Audit Office: 4 person	21	26	26oC not to be exceeded for more than 50 hours per annum against CIBSE DSY weather data, but not on successive days.	-	-	Air volume to suit occupancy at 10 litres per second per person or cooling requirement; whichever the greater	BAL			500	Desk	0	0		TRUE	Ra 80	A	Lighting of the level and quality equal or nearly equal to that provided by normal lighting	Type of control: N N = Normal S = Selective V = Variable EM = Energy Management System Unified glare rating limit (UGRL): 19 Areas in which VDT present to comply with CIBSE Lighting Guide LG3 "The Visual Environment for Display Screen Use" Addendum 2001 General lighting notes: 1. Healthcare environment lighting installations to comply with CIBSE Lighting Guides LG2; LG3; & LG7 as applicable. 2. Default values to be used where surface reflectance factors not known: Ceilings: 0.7 ; Walls: 0.5; Floors: 0.2 3. The working plane is 0.85 metres above finished floor level.	-	-		Noise intrusion from external sources: equivalent continuous sound pressure level; 1hr. Daytime: 40 Night: Maximum f night: 1. Maximum value inside room space. 2. See Table 1 of HTM 08-01. Maximum internal noise from M&E services (NR): 35 1. See Table 2 of HTM 08-01. 2. All plant to be operating at maximum normal design duty. Sound insulation parameters: Privacy: Private Noise generation: Typical Noise sensitivity: Medium See Table 3 of HTM 08-01 Sound insulation rating: 42 1. Minimum value of noise sensitivity of receiving room. 2. See Table 4 of HTM 08-01. 3. Adjust for specific room adjacencies in accordance with table 5 of HTM 08-01. Acoustics: 1. Acoustic design to be compliant with HTM 08-01. 2. Maximum weighted standardised impact sound pressure level (L'nTw) to be 65 dB for floors over noise sensitive areas. 2. A minimum Speech Transmission Index (STI) of 0.5 to BS EN 60268-16 (or equivalent standard) to apply to assessing speech intelligibility of audio systems for public announcements.	-	
NSGH-MR	M0254B2	Office: 4 person	21	26	26oC not to be exceeded for more than 50 hours per annum against CIBSE DSY weather data, but not on successive days.	-	-	Air volume to suit occupancy at 10 litres per second per person or cooling requirement; whichever the greater	BAL			500	Desk	0	0		TRUE	Ra 80	A	Lighting of the level and quality equal or nearly equal to that provided by normal lighting	Type of control: N N = Normal S = Selective V = Variable EM = Energy Management System Unified glare rating limit (UGRL): 19 Areas in which VDT present to comply with CIBSE Lighting Guide LG3 "The Visual Environment for Display Screen Use" Addendum 2001 General lighting notes: 1. Healthcare environment lighting installations to comply with CIBSE Lighting Guides LG2; LG3; & LG7 as applicable. 2. Default values to be used where surface reflectance factors not known: Ceilings: 0.7 ; Walls: 0.5; Floors: 0.2 3. The working plane is 0.85 metres above finished floor level.	-	-		Noise intrusion from external sources: equivalent continuous sound pressure level; 1hr. Daytime: 40 Night: Maximum f night: 1. Maximum value inside room space. 2. See Table 1 of HTM 08-01. Maximum internal noise from M&E services (NR): 35 1. See Table 2 of HTM 08-01. 2. All plant to be operating at maximum normal design duty. Sound insulation parameters: Privacy: Private Noise generation: Typical Noise sensitivity: Medium See Table 3 of HTM 08-01 Sound insulation rating: 42 1. Minimum value of noise sensitivity of receiving room. 2. See Table 4 of HTM 08-01. 3. Adjust for specific room adjacencies in accordance with table 5 of HTM 08-01. Acoustics: 1. Acoustic design to be compliant with HTM 08-01. 2. Maximum weighted standardised impact sound pressure level (L'nTw) to be 65 dB for floors over noise sensitive areas. 2. A minimum Speech Transmission Index (STI) of 0.5 to BS EN 60268-16 (or equivalent standard) to apply to assessing speech intelligibility of audio systems for public announcements.	-	
NCH-SCHW	M0254B3	Office: 4 person	21	26	26oC not to be exceeded for more than 50 hours per annum against CIBSE DSY weather data, but not on successive days.	-	-	Air volume to suit occupancy at 10 litres per second per person or cooling requirement; whichever the greater	BAL			500	Desk	0	0		TRUE	Ra 80	A	Lighting of the level and quality equal or nearly equal to that provided by normal lighting	Type of control: N N = Normal S = Selective V = Variable EM = Energy Management System Unified glare rating limit (UGRL): 19 Areas in which VDT present to comply with CIBSE Lighting Guide LG3 "The Visual Environment for Display Screen Use" Addendum 2001 General lighting notes: 1. Healthcare environment lighting installations to comply with CIBSE Lighting Guides LG2; LG3; & LG7 as applicable. 2. Default values to be used where surface reflectance factors not known: Ceilings: 0.7 ; Walls: 0.5; Floors: 0.2 3. The working plane is 0.85 metres above finished floor level.	-	-		Noise intrusion from external sources: equivalent continuous sound pressure level; 1hr. Daytime: 40 Night: Maximum f night: 1. Maximum value inside room space. 2. See Table 1 of HTM 08-01. Maximum internal noise from M&E services (NR): 35 1. See Table 2 of HTM 08-01. 2. All plant to be operating at maximum normal design duty. Sound insulation parameters: Privacy: Private Noise generation: Typical Noise sensitivity: Medium See Table 3 of HTM 08-01 Sound insulation rating: 42 1. Minimum value of noise sensitivity of receiving room. 2. See Table 4 of HTM 08-01. 3. Adjust for specific room adjacencies in accordance with table 5 of HTM 08-01. Acoustics: 1. Acoustic design to be compliant with HTM 08-01. 2. Maximum weighted standardised impact sound pressure level (L'nTw) to be 65 dB for floors over noise sensitive areas. 2. A minimum Speech Transmission Index (STI) of 0.5 to BS EN 60268-16 (or equivalent standard) to apply to assessing speech intelligibility of audio systems for public announcements.	-	
NCH-OPD/3	M0254B4	Office: 4 person	21	26	26oC not to be exceeded for more than 50 hours per annum against CIBSE DSY weather data, but not on successive days.	-	-	Air volume to suit occupancy at 10 litres per second per person or cooling requirement; whichever the greater	BAL			500	Desk	0	0		TRUE	Ra 80	A	Lighting of the level and quality equal or nearly equal to that provided by normal lighting	Type of control: N N = Normal S = Selective V = Variable EM = Energy Management System Unified glare rating limit (UGRL): 19 Areas in which VDT present to comply with CIBSE Lighting Guide LG3 "The Visual Environment for Display Screen Use" Addendum 2001 General lighting notes: 1. Healthcare environment lighting installations to comply with CIBSE Lighting Guides LG2; LG3; & LG7 as applicable. 2. Default values to be used where surface reflectance factors not known: Ceilings: 0.7 ; Walls: 0.5; Floors: 0.2 3. The working plane is 0.85 metres above finished floor level.	-	-		Noise intrusion from external sources: equivalent continuous sound pressure level; 1hr. Daytime: 40 Night: Maximum f night: 1. Maximum value inside room space. 2. See Table 1 of HTM 08-01. Maximum internal noise from M&E services (NR): 35 1. See Table 2 of HTM 08-01. 2. All plant to be operating at maximum normal design duty. Sound insulation parameters: Privacy: Private Noise generation: Typical Noise sensitivity: Medium See Table 3 of HTM 08-01 Sound insulation rating: 42 1. Minimum value of noise sensitivity of receiving room. 2. See Table 4 of HTM 08-01. 3. Adjust for specific room adjacencies in accordance with table 5 of HTM 08-01. Acoustics: 1. Acoustic design to be compliant with HTM 08-01. 2. Maximum weighted standardised impact sound pressure level (L'nTw) to be 65 dB for floors over noise sensitive areas. 2. A minimum Speech Transmission Index (STI) of 0.5 to BS EN 60268-16 (or equivalent standard) to apply to assessing speech intelligibility of audio systems for public announcements.	-	
NCH-THE	M0306C	Office: medical reporting: 1 staff Surgeon	21	26	26oC not to be exceeded for more than 50 hours per annum against CIBSE DSY weather data, but not on successive days.	-	-	Air volume to suit occupancy at 10 litres per second per person or cooling requirement; whichever the greater	BAL			500	Desk	0	0		TRUE	Ra 80	A	Lighting of the level and quality equal or nearly equal to that provided by normal lighting	Type of control: N N = Normal S = Selective V = Variable EM = Energy Management System Unified glare rating limit (UGRL): 19 Areas in which VDT present to comply with CIBSE Lighting Guide LG3 "The Visual Environment for Display Screen Use" Addendum 2001 General lighting notes: 1. Healthcare environment lighting installations to comply with CIBSE Lighting Guides LG2; LG3; & LG7 as applicable. 2. Default values to be used where surface reflectance factors not known: Ceilings: 0.7 ; Walls: 0.5; Floors: 0.2 3. The working plane is 0.85 metres above finished floor level.	80	30	35	Ref: HTM2045	-	TRUE
NCH-RCG/F	M0307C	Office: medical reporting: 2 staff	21	26	26oC not to be exceeded for more than 50 hours per annum against CIBSE DSY weather data, but not on successive days.	-	-	Air volume to suit occupancy at 10 litres per second per person or cooling requirement; whichever the greater	BAL			500	Desk	0	0		TRUE	Ra 80	A	Lighting of the level and quality equal or nearly equal to that provided by normal lighting	Type of control: N N = Normal S = Selective V = Variable EM = Energy Management System Unified glare rating limit (UGRL): 19 Areas in which VDT present to comply with CIBSE Lighting Guide LG3 "The Visual Environment for Display Screen Use" Addendum 2001 General lighting notes: 1. Healthcare environment lighting installations to comply with CIBSE Lighting Guides LG2; LG3; & LG7 as applicable. 2. Default values to be used where surface reflectance factors not known: Ceilings: 0.7 ; Walls: 0.5; Floors: 0.2 3. The working plane is 0.85 metres above finished floor level.	80	30	35	Ref: HTM2045	-	TRUE
NSGH-RAG/F	M0326B	Office technical and data review	21	26	26oC not to be exceeded for more than 50 hours per annum against CIBSE DSY weather data, but not on successive days.	-	-	Air volume to suit occupancy at 10 litres per second per person or cooling requirement; whichever the greater	BAL			500	Desk	0	0		TRUE	Ra 80	A	Lighting of the level and quality equal or nearly equal to that provided by normal lighting	Type of control: N N = Normal S = Selective V = Variable EM = Energy Management System Unified glare rating limit (UGRL): 19 Areas in which VDT present to comply with CIBSE Lighting Guide LG3 "The Visual Environment for Display Screen Use" Addendum 2001 General lighting notes: 1. Healthcare environment lighting installations to comply with CIBSE Lighting Guides LG2; LG3; & LG7 as applicable. 2. Default values to be used where surface reflectance factors not known: Ceilings: 0.7 ; Walls: 0.5; Floors: 0.2 3. The working plane is 0.85 metres above finished floor level.	-	-	0	Noise intrusion from external sources: equivalent continuous sound pressure level; 1hr. Maximum night: 1. Maximum value inside room space. 2. See Table 1 of HTM 08-01 Maximum internal noise from M&E services (NR): 40 1. See Table 2 of HTM 08-01. 2. All plant to be operating at maximum normal design duty. See Table 3 of HTM 08-01	-	FALSE
NSGH-THE	M0330B	Office/meeting room: 10 places (including 2 workstations)	21	26	26oC not to be exceeded for more than 50 hours per annum against CIBSE DSY weather data, but not on successive days.	-	-	Air volume to suit occupancy at 10 litres per second per person or cooling requirement; whichever the greater	BAL			500	Desk	0	0		TRUE	Ra 80	A	Lighting of the level and quality equal or nearly equal to that provided by normal lighting	Type of control: N N = Normal S = Selective V = Variable EM = Energy Management System Unified glare rating limit (UGRL): 19 Areas in which VDT present to comply with CIBSE Lighting Guide LG3 "The Visual Environment for Display Screen Use" Addendum 2001 General lighting notes: 1. Healthcare environment lighting installations to comply with CIBSE Lighting Guides LG2; LG3; & LG7 as applicable. 2. Default values to be used where surface reflectance factors not known: Ceilings: 0.7 ; Walls: 0.5; Floors: 0.2 3. The working plane is 0.85 metres above finished floor level.	-	-	0	Noise intrusion from external sources: equivalent continuous sound pressure level; 1hr. Maximum night: 1. Maximum value inside room space. 2. See Table 1 of HTM 08-01 Maximum internal noise from M&E services (NR): 40 1. See Table 2 of HTM 08-01. 2. All plant to be operating at maximum normal design duty. See Table 3 of HTM 08-01	-	FALSE
NCH-ENT	M0330B1	Volunteers Lounge and meetings room	21	26	26oC not to be exceeded for more than 50 hours per annum against CIBSE DSY weather data, but not on successive days.	-	-	Air volume to suit occupancy at 10 litres per second per person or cooling requirement; whichever the greater	BAL			300	Desk	0	0		TRUE	Ra 80	A	Lighting of the level and quality equal or nearly equal to that provided by normal lighting	Type of control: N N = Normal S = Selective V = Variable EM = Energy Management System Unified glare rating limit (UGRL): 19 Areas in which VDT present to comply with CIBSE Lighting Guide LG3 "The Visual Environment for Display Screen Use" Addendum 2001 General lighting notes: 1. Healthcare environment lighting installations to comply with CIBSE Lighting Guides LG2; LG3; & LG7 as applicable. 2. Default values to be used where surface reflectance factors not known: Ceilings: 0.7 ; Walls: 0.5; Floors: 0.2 3. The working plane is 0.85 metres above finished floor level.	-	-		Noise intrusion from external sources: equivalent continuous sound pressure level; 1hr. Maximum night: 1. Maximum value inside room space. 2. See Table 1 of HTM 08-01 Maximum internal noise from M&E services (NR): 40 1. See Table 2 of HTM 08-01. 2. All plant to be operating at maximum normal design duty. See Table 3 of HTM 08-01. Acoustics: 1. Acoustic design to be compliant with HTM 08-01. 2. Maximum weighted standardised impact sound pressure level (L'nTw) to be 65 dB for floors over noise sensitive areas. 2. A minimum Speech Transmission Index (STI) of 0.5 to BS EN 60268-16 (or equivalent standard) to apply to assessing speech intelligibility of audio systems for public announcements.	-	
NSGH-MR	M0409A	Printer Stations	18	None		2	-		NEG			300	Equipment	0	0		TRUE	Ra 80	A	Lighting of the level and quality equal or nearly equal to that provided by normal lighting	Type of control: N N = Normal S = Selective V = Variable EM = Energy Management System Unified glare rating limit (UGRL): 19 Areas in which VDT present to comply with CIBSE Lighting Guide LG3 "The Visual Environment for Display Screen Use" Addendum 2001 General lighting notes: 1. Healthcare environment lighting installations to comply with CIBSE Lighting Guides LG2; LG3; & LG7 as applicable. 2. Default values to be used where surface reflectance factors not known: Ceilings: 0.7 ; Walls: 0.5; Floors: 0.2 3. The working plane is 0.85 metres above finished floor level.	-	-	0		-	FALSE
NCH-ENT	M0410C	Photocopying/printing room	18	None		2	-		NEG			300	Equipment	0	0		TRUE	Ra 80	A	Lighting of the level and quality equal or nearly equal to that provided by normal lighting	Type of control: N N = Normal S = Selective V = Variable EM = Energy Management System Unified glare rating limit (UGRL): 19 Areas in which VDT present to comply with CIBSE Lighting Guide LG3 "The Visual Environment for Display Screen Use" Addendum 2001 General lighting notes: 1. Healthcare environment lighting installations to comply with CIBSE Lighting Guides LG2; LG3; & LG7 as applicable. 2. Default values to be used where surface reflectance factors not known: Ceilings: 0.7 ; Walls: 0.5; Floors: 0.2 3. The working plane is 0.85 metres above finished floor level.	-	-	0	Noise intrusion from external sources: equivalent continuous sound pressure level; 1hr. Daytime: 40 Night: Maximum f night: 1. Maximum value inside room space. 2. See Table 1 of HTM 08-01. Maximum internal noise from M&E services (NR): 35 1. See Table 2 of HTM 08-01. 2. All plant to be operating at maximum normal design duty. Sound insulation parameters: Privacy: Confidential Noise generation: Typical Noise sensitivity: Medium See Table 3 of HTM 08-01 Sound insulation rating: 47 1. Minimum value of noise sensitivity of receiving room. 2. See Table 4 of HTM 08-01. 3. Adjust for specific room adjacencies in accordance with table 5 of HTM 08-01.	-	FALSE
NCH-CCW	M0505C	Clinical Physics	21	26	26oC not to be exceeded for more than 50 hours per annum against CIBSE DSY weather data, but not on successive days.	-	-	Air volume to suit occupancy at 10 litres per second per person or cooling requirement; whichever the greater	BAL			300	Desk	0	0		TRUE	Ra 80	A	Lighting of the level and quality equal or nearly equal to that provided by normal lighting	Type of control: N N = Normal S = Selective V = Variable EM = Energy Management System Unified glare rating limit (UGRL): 19 Areas in which VDT present to comply with CIBSE Lighting Guide LG3 "The Visual Environment for Display Screen Use" Addendum 2001 General lighting notes: 1. Healthcare environment lighting installations to comply with CIBSE Lighting Guides LG2; LG3; & LG7 as applicable. 2. Default values to be used where surface reflectance factors not known: Ceilings: 0.7 ; Walls: 0.5; Floors: 0.2 3. The working plane is 0.85 metres above finished floor level.	80	30		Ref: HTM2045	-	
NCH-CCW	M0505C1	ECMO and HAEMO service room	21	None		-	-	Air volume to suit occupancy at 10 litres per second per person or cooling requirement; whichever the greater	BAL			300	Bench	0	0		TRUE	Ra 80	A	Lighting of the level and quality equal or nearly equal to that provided by normal lighting	Type of control: N N = Normal S = Selective V = Variable EM = Energy Management System Unified glare rating limit (UGRL): 22 Areas in which VDT present to comply with CIBSE Lighting Guide LG3 "The Visual Environment for Display Screen Use" Addendum 2001 General lighting notes: 1. Healthcare environment lighting installations to comply with CIBSE Lighting Guides LG2; LG3; & LG7 as applicable. 2. Default values to be used where surface reflectance factors not known: Ceilings: 0.7 ; Walls: 0.5; Floors: 0.2 3. The working plane is 0.85 metres above finished floor level.	80	30		Ref: HTM2045	-	
NSGH-FM	M0529B	Office: manager	21	26	26oC not to be exceeded for more than 50 hours per annum against CIBSE DSY weather data, but not on successive days.	-	-	Air volume to suit occupancy at 10 litres per second per person or cooling requirement; whichever the greater	BAL			500	Desk	0	0		TRUE	Ra 80	A	Lighting of the level and quality equal or nearly equal to that provided by normal lighting	Type of control: N N = Normal S = Selective V = Variable EM = Energy Management System Unified glare rating limit (UGRL): 22 Areas in which VDT present to comply with CIBSE Lighting Guide LG3 "The Visual Environment for Display Screen Use" Addendum 2001 General lighting notes: 1. Healthcare environment lighting installations to comply with CIBSE Lighting Guides LG2; LG3; & LG7 as applicable. 2. Default values to be used where surface reflectance factors not known: Ceilings: 0.7 ; Walls: 0.5; Floors: 0.2 3. The working plane is 0.85 metres above finished floor level.	80	30	35	Ref: HTM2045	-	FALSE
NCH-OPD	M0529B1	Office: OPD manager	21	26	26oC not to be exceeded for more than 50 hours per annum against CIBSE DSY weather data, but not on successive days.	-	-	Air volume to suit occupancy at 10 litres per second per person or cooling requirement; whichever the greater	BAL			500	Desk	0	0		TRUE	Ra 80	A	Lighting of the level and quality equal or nearly equal to that provided by normal lighting	Type of control: N N = Normal S = Selective V = Variable EM = Energy Management System Unified glare rating limit (UGRL): 22 Areas in which VDT present to comply with CIBSE Lighting Guide LG3 "The Visual Environment for Display Screen Use" Addendum 2001 General lighting notes: 1. Healthcare environment lighting installations to comply with CIBSE Lighting Guides LG2; LG3; & LG7 as applicable. 2. Default values to be used where surface reflectance factors not known: Ceilings: 0.7 ; Walls: 0.5; Floors: 0.2 3. The working plane is 0.85 metres above finished floor level.	80	30		Ref: HTM2045	-	
NSGH-ENT	M0530B	Ambulance staff duty room: 5 places	21	26	26oC not to be exceeded for more than 50 hours per annum against CIBSE DSY weather data, but not on successive days.	-	-	Air volume to suit occupancy at 10 litres per second per person or cooling requirement; whichever the greater	BAL			300	Desk	0	0		TRUE	Ra 80	A	Lighting of the level and quality equal or nearly equal to that provided by normal lighting	Type of control: N N = Normal S = Selective V = Variable EM = Energy Management System Unified glare rating limit (UGRL): 22 Areas in which VDT present to comply with CIBSE Lighting Guide LG3 "The Visual Environment for Display Screen Use" Addendum 2001 General lighting notes: 1. Healthcare environment lighting installations to comply with CIBSE Lighting Guides LG2; LG3; & LG7 as applicable. 2. Default values to be used where surface reflectance factors not known: Ceilings: 0.7 ; Walls: 0.5; Floors: 0.2 3. The working plane is 0.85 metres above finished floor level.	80	30	35	Ref: HTM2045	-	TRUE
NSGH-ENT	M0530B1	Ambulance Office	21	26	26oC not to be exceeded for more than 50 hours per annum against CIBSE DSY weather data, but not on successive days.	-	-	Air volume to suit occupancy at 10 litres per second per person or cooling requirement; whichever the greater	BAL			500	Desk	0	0		TRUE	Ra 80	A	Lighting of the level and quality equal or nearly equal to that provided by normal lighting	Type of control: N N = Normal S = Selective V = Variable EM = Energy Management System Unified glare rating limit (UGRL): 22 Areas in which VDT present to comply with CIBSE Lighting Guide LG3 "The Visual Environment for Display Screen Use" Addendum 2001 General lighting notes: 1. Healthcare environment lighting installations to comply with CIBSE Lighting Guides LG2; LG3; & LG7 as applicable. 2. Default values to be used where surface reflectance factors not known: Ceilings: 0.7 ; Walls: 0.5; Floors: 0.2 3. The working plane is 0.85 metres above finished floor level.	80	30		Ref: HTM2045 Acoustics: 1. Acoustic design to be compliant with HTM 08-01. 2. Maximum weighted standardised impact sound pressure level (L'nTw) to be 65 dB for floors over noise sensitive areas. 2. A minimum Speech Transmission Index (STI) of 0.5 to BS EN 60268-16 (or equivalent standard) to apply to assessing speech intelligibility of audio systems for public announcements.	-	
NSGH-CCW	M0604B	Office and rest: 1 staff: 5 person rest area	21	26	26oC not to be exceeded for more than 50 hours per annum against CIBSE DSY weather data, but not on successive days.	-	-	Air volume to suit occupancy at 10 litres per second per person or cooling requirement; whichever the greater	BAL			500	Desk	0	0		TRUE	Ra 80	A	Lighting of the level and quality equal or nearly equal to that provided by normal lighting	Type of control: N N = Normal S = Selective V = Variable EM = Energy Management System Unified glare rating limit (UGRL): 22 Areas in which VDT present to comply with CIBSE Lighting Guide LG3 "The Visual Environment for Display Screen Use" Addendum 2001 General lighting notes: 1. Healthcare environment lighting installations to comply with CIBSE Lighting Guides LG2; LG3; & LG7 as applicable. 2. Default values to be used where surface reflectance factors not known: Ceilings: 0.7 ; Walls: 0.5; Floors: 0.2 3. The working plane is 0.85 metres above finished floor level.	80	30	35	Ref: HTM2045	-	TRUE
NSGH-EMC	M0606A	Office and rest: 1 staff: 6 person rest area (voluntary workers)	21	26	26oC not to be exceeded for more than 50 hours per annum against CIBSE DSY weather data, but not on successive days.	-	-	Air volume to suit occupancy at 10 litres per second per person or cooling requirement; whichever the greater	BAL			500	Desk	0	0		TRUE	Ra 80	A	Lighting of the level and quality equal or nearly equal to that provided by normal lighting	Type of control: N N = Normal S = Selective V = Variable EM = Energy Management System Unified glare rating limit (UGRL): 22 Areas in which VDT present to comply with CIBSE Lighting Guide LG3 "The Visual Environment for Display Screen Use" Addendum 2001 General lighting notes: 1. Healthcare environment lighting installations to comply with CIBSE Lighting Guides LG2; LG3; & LG7 as applicable. 2. Default values to be used where surface reflectance factors not known: Ceilings: 0.7 ; Walls: 0.5; Floors: 0.2 3. The working plane is 0.85 metres above finished floor level.	80	30	35	Ref: HTM2045	-	TRUE
NSGH-ENT	M0606B	Office and rest: 1 staff: 6 person rest area (voluntary workers)	21	26	26oC not to be exceeded for more than 50 hours per annum against CIBSE DSY weather data, but not on successive days.	-	-	Air volume to suit occupancy at 10 litres per second per person or cooling requirement; whichever the greater	BAL			500	Desk	0	0		TRUE	Ra 80	A	Lighting of the level and quality equal or nearly equal to that provided by normal lighting	Type of control: N N = Normal S = Selective V = Variable EM = Energy Management System Unified glare rating limit (UGRL): 22 Areas in which VDT present to comply with CIBSE Lighting Guide LG3 "The Visual Environment for Display Screen Use" Addendum 2001 General lighting notes: 1. Healthcare environment lighting installations to comply with CIBSE Lighting Guides LG2; LG3; & LG7 as applicable. 2. Default values to be used where surface reflectance factors not known: Ceilings: 0.7 ; Walls: 0.5; Floors: 0.2 3. The working plane is 0.85 metres above finished floor level.	80	30	35	Ref: HTM2045	-	TRUE
NCH-ENT	M0606C	Office: 2 person: volunteers	21	26	26oC not to be exceeded for more than 50 hours per annum against CIBSE DSY weather data, but not on successive days.	-	-	Air volume to suit occupancy at 10 litres per second per person or cooling requirement; whichever the greater	BAL			500	Desk	0	0		TRUE	Ra 80	A	Lighting of the level and quality equal or nearly equal to that provided by normal lighting	Type of control: N N = Normal S = Selective V = Variable EM = Energy Management System Unified glare rating limit (UGRL): 22 Areas in which VDT present to comply with CIBSE Lighting Guide LG3 "The Visual Environment for Display Screen Use" Addendum 2001 General lighting notes: 1. Healthcare environment lighting installations to comply with CIBSE Lighting Guides LG2; LG3; & LG7 as applicable. 2. Default values to be used where surface reflectance factors not known: Ceilings: 0.7 ; Walls: 0.5; Floors: 0.2 3. The working plane is 0.85 metres above finished floor level.	80	30		Ref: HTM2045 Acoustics: 1. Acoustic design to be compliant with HTM 08-01. 2. Maximum weighted standardised impact sound pressure level (L'nTw) to be 65 dB for floors over noise sensitive areas. 2. A minimum Speech Transmission Index (STI) of 0.5 to BS EN 60268-16 (or equivalent standard) to apply to assessing speech intelligibility of audio systems for public announcements.	-	
NSGH-ENT	M0704A	Interview: counselling room: 5 person With desk	21	26	26oC not to be exceeded for more than 50 hours per annum against CIBSE DSY weather data, but not on successive days.	-	-	Air volume to suit occupancy at 10 litres per second per person or cooling requirement; whichever the greater	BAL			300	Desk	0	0		TRUE	Ra 80	A	Lighting of the level and quality equal or nearly equal to that provided by normal lighting	Type of control: N N = Normal S = Selective V = Variable EM = Energy Management System Unified glare rating limit (UGRL): 22 Areas in which VDT present to comply with CIBSE Lighting Guide LG3 "The Visual Environment for Display Screen Use" Addendum 2001 General lighting notes: 1. Healthcare environment lighting installations to comply with CIBSE Lighting Guides LG2; LG3; & LG7 as applicable. 2. Default values to be used where surface reflectance factors not known: Ceilings: 0.7 ; Walls: 0.5; Floors: 0.2 3. The working plane is 0.85 metres above finished floor level.	80	30	35	Ref: HTM2045	-	TRUE
NCH-ENT	M0709C	Interview/counselling/advisory room: 4 person 2 door access	21	26	26oC not to be exceeded for more than 50 hours per annum against CIBSE DSY weather data, but not on successive days.	-	-	Air volume to suit occupancy at 10 litres per second per person	BAL			300	Desk	0	0		TRUE	Ra 80	A	Lighting of the level and quality equal or nearly equal to that provided by normal lighting	Type of control: N N = Normal S = Selective V = Variable EM = Energy Management System Unified glare rating limit (UGRL): 22 Areas in which VDT present to comply with CIBSE Lighting Guide LG3 "The Visual Environment for Display Screen Use" Addendum 2001 General lighting notes: 1. Healthcare environment lighting installations to comply with CIBSE Lighting Guides LG2; LG3; & LG7 as applicable. 2. Default values to be used where surface reflectance factors not known: Ceilings: 0.7 ; Walls: 0.5; Floors: 0.2 3. The working plane is 0.85 metres above finished floor level.	80	30	35	Ref: HTM2045	-	TRUE
NSGH-ENT	M0709C1	Interview/counselling/advisory room: 4 person 2 door access	21	26	26oC not to be exceeded for more than 50 hours per annum against CIBSE DSY weather data, but not on successive days.	-	-	Air volume to suit occupancy at 10 litres per second per person or cooling requirement; whichever the greater	BAL			300	Desk	0	0		TRUE	Ra 80	A	Lighting of the level and quality equal or nearly equal to that provided by normal lighting	Type of control: N N = Normal S = Selective V = Variable EM = Energy Management System Unified glare rating limit (UGRL): 22 Areas in which VDT present to comply with CIBSE Lighting Guide LG3 "The Visual Environment for Display Screen Use" Addendum 2001 General lighting notes: 1. Healthcare environment lighting installations to comply with CIBSE Lighting Guides LG2; LG3; & LG7 as applicable. 2. Default values to be used where surface reflectance factors not known: Ceilings: 0.7 ; Walls: 0.5; Floors: 0.2 3. The working plane is 0.85 metres above finished floor level.	80	30		Ref: HTM2045	-	
NSGH-RENO/M	M0712B	Interview: counselling: quiet room: 5 person	21	26	26oC not to be exceeded for more than 50 hours per annum against CIBSE DSY weather data, but not on successive days.	-	-	Air volume to suit occupancy at 10 litres per second per person or cooling requirement; whichever the greater	BAL			300	Desk	0	0		TRUE	Ra 80	A	Lighting of the level and quality equal or nearly equal to that provided by normal lighting	Type of control: N N = Normal S = Selective V = Variable EM = Energy Management System Unified glare rating limit (UGRL): 22 Areas in which VDT present to comply with CIBSE Lighting Guide LG3 "The Visual Environment for Display Screen Use" Addendum 2001 General lighting notes: 1. Healthcare environment lighting installations to comply with CIBSE Lighting Guides LG2; LG3; & LG7 as applicable. 2. Default values to be used where surface reflectance factors not known: Ceilings: 0.7 ; Walls: 0.5; Floors: 0.2 3. The working plane is 0.85 metres above finished floor level.	80	30	35	Ref: HTM2045	-	TRUE
NCH-ENT	M0712B1	Interview: counselling: quiet room: 5 person	21	26	26oC not to be exceeded for more than 50 hours per annum against CIBSE DSY weather data, but not on successive days.	-	-	Air volume to suit occupancy at 10 litres per second per person or cooling requirement; whichever the greater	BAL			300	Desk	0	0		TRUE	Ra 80	A	Lighting of the level and quality equal or nearly equal to that provided by normal lighting	Type of control: N N = Normal S = Selective V = Variable EM = Energy Management System Unified glare rating limit (UGRL): 22 Areas in which VDT present to comply with CIBSE Lighting Guide LG3 "The Visual Environment for Display Screen Use" Addendum 2001 General lighting notes: 1. Healthcare environment lighting installations to comply with CIBSE Lighting Guides LG2; LG3; & LG7 as applicable. 2. Default values to be used where surface reflectance factors not known: Ceilings: 0.7 ; Walls: 0.5; Floors: 0.2 3. The working plane is 0.85 metres above finished floor level.	80	30		Ref: HTM2045	-	
NCH-MDU	M0712B2	Interview: counselling: quiet room: 5 person	21	26	26oC not to be exceeded for more than 50 hours per annum against CIBSE DSY weather data, but not on successive days.	-	-	Air volume to suit occupancy at 10 litres per second per person or cooling requirement; whichever the greater	BAL			300	Desk	0	0		TRUE	Ra 80	A	Lighting of the level and quality equal or nearly equal to that provided by normal lighting	Type of control: N N = Normal S = Selective V = Variable EM = Energy Management System Unified glare rating limit (UGRL): 22 Areas in which VDT present to comply with CIBSE Lighting Guide LG3 "The Visual Environment for Display Screen Use" Addendum 2001 General lighting notes: 1. Healthcare environment lighting installations to comply with CIBSE Lighting Guides LG2; LG3; & LG7 as applicable. 2. Default values to be used where surface reflectance factors not known: Ceilings: 0.7 ; Walls: 0.5; Floors: 0.2 3. The working plane is 0.85 metres above finished floor level.	80	30		Ref: HTM2045	-	
NSGH-CCW	M0713A	Interview/meeting room: 2 person office: Emergency call lamp	21	26	26oC not to be exceeded for more than 50 hours per annum against CIBSE DSY weather data, but not on successive days.	-	-	Air volume to suit occupancy at 10 litres per second per person or cooling requirement; whichever the greater	BAL			300	Desk	0	0		TRUE	Ra 80	A	Lighting of the level and quality equal or nearly equal to that provided by normal lighting	Type of control: N N = Normal S = Selective V = Variable EM = Energy Management System Unified glare rating limit (UGRL): 22 Areas in which VDT present to comply with CIBSE Lighting Guide LG3 "The Visual Environment for Display Screen Use" Addendum 2001 General lighting notes: 1. Healthcare environment lighting installations to comply with CIBSE Lighting Guides LG2; LG3; & LG7 as applicable. 2. Default values to be used where surface reflectance factors not known: Ceilings: 0.7 ; Walls: 0.5; Floors: 0.2 3. The working plane is 0.85 metres above finished floor level.	80	30	35	Ref: HTM2045	-	TRUE
NSGH-GENW	M0724A	Interview room: 4 places (including 1 wheelchair place)	21	26	26oC not to be exceeded for more than 50 hours per annum against CIBSE DSY weather data, but not on successive days.	-	-	Air volume to suit occupancy at 10 litres per second per person or cooling requirement; whichever the greater	BAL			300	Desk	0	0		TRUE	Ra 80	A	Lighting of the level and quality equal or nearly equal to that provided by normal lighting	Type of control: N N = Normal S = Selective V = Variable EM = Energy Management System Unified glare rating limit (UGRL): 22 Areas in which VDT present to comply with CIBSE Lighting Guide LG3 "The Visual Environment for Display Screen Use" Addendum 2001 General lighting notes: 1. Healthcare environment lighting installations to comply with CIBSE Lighting Guides LG2; LG3; & LG7 as applicable. 2. Default values to be used where surface reflectance factors not known: Ceilings: 0.7 ; Walls: 0.5; Floors: 0.2 3. The working plane is 0.85 metres above finished floor level.	-	-	0	Noise intrusion from external sources: equivalent continuous sound pressure level; 1hr. Daytime: 40 Night: Maximum f night: 1. Maximum value inside room space. 2. See Table 1 of HTM 08-01. Maximum internal noise from M&E services (NR): 30 1. See Table 2 of HTM 08-01. 2. All plant to be operating at maximum normal design duty. Sound insulation parameters: Privacy: Confidential Noise generation: Typical Noise sensitivity: Medium See Table 3 of HTM 08-01 Sound insulation rating: 47 1. Minimum value of noise sensitivity of receiving room. 2. See Table 4 of HTM 08-01. 3. Adjust for specific room adjacencies in accordance with table 5 of HTM 08-01.	-	FALSE
NSGH-ENT	M0724B	Interview room: 4 places (including 1 wheelchair place)	21	26	26oC not to be exceeded for more than 50 hours per annum against CIBSE DSY weather data, but not on successive days.	-	-	Air volume to suit occupancy at 10 litres per second per person or cooling requirement; whichever the greater	BAL			300	Desk	0	0		TRUE	Ra 80	A	Lighting of the level and quality equal or nearly equal to that provided by normal lighting	Type of control: N N = Normal S = Selective V = Variable EM = Energy Management System Unified glare rating limit (UGRL): 22 Areas in which VDT present to comply with CIBSE Lighting Guide LG3 "The Visual Environment for Display Screen Use" Addendum 2001 General lighting notes: 1. Healthcare environment lighting installations to comply with CIBSE Lighting Guides LG2; LG3; & LG7 as applicable. 2. Default values to be used where surface reflectance factors not known: Ceilings: 0.7 ; Walls: 0.5; Floors: 0.2 3. The working plane is 0.85 metres above finished floor level.	-	-	0	Noise intrusion from external sources: equivalent continuous sound pressure level; 1hr. Maximum night: 1. Maximum value inside room space. 2. See Table 1 of HTM 08-01 Maximum internal noise from M&E services (NR): 40 1. See Table 2 of HTM 08-01. 2. All plant to be operating at maximum normal design duty. See Table 3 of HTM 08-01	-	FALSE
NCH-OPD/3	M0727B	Interview room: 7 places (including 1 wheelchair place; Psychiatry)	21	26	26oC not to be exceeded for more than 50 hours per annum against CIBSE DSY weather data, but not on successive days.	-	-	Air volume to suit occupancy at 10 litres per second per person or cooling requirement; whichever the greater	BAL			300	Desk	0	0		TRUE	Ra 80	A	Lighting of the level and quality equal or nearly equal to that provided by normal lighting	Type of control: N N = Normal S = Selective V = Variable EM = Energy Management System Unified glare rating limit (UGRL): 22 Areas in which VDT present to comply with CIBSE Lighting Guide LG3 "The Visual Environment for Display Screen Use" Addendum 2001 General lighting notes: 1. Healthcare environment lighting installations to comply with CIBSE Lighting Guides LG2; LG3; & LG7 as applicable. 2. Default values to be used where surface reflectance factors not known: Ceilings: 0.7 ; Walls: 0.5; Floors: 0.2 3. The working plane is 0.85 metres above finished floor level.	-	-	0	Noise intrusion from external sources: equivalent continuous sound pressure level; 1hr. Daytime: 40 Night: Maximum f night: 1. Maximum value inside room space. 2. See Table 1 of HTM 08-01. Maximum internal noise from M&E services (NR): 30 1. See Table 2 of HTM 08-01. 2. All plant to be operating at maximum normal design duty. Sound insulation parameters: Privacy: Confidential Noise generation: Typical Noise sensitivity: Medium See Table 3 of HTM 08-01 Sound insulation rating: 47 1. Minimum value of noise sensitivity of receiving room. 2. See Table 4 of HTM 08-01. 3. Adjust for specific room adjacencies in accordance with table 5 of HTM 08-01.	-	FALSE
NCH-ENT	M0727B1	Patients advocates room	21	26	26oC not to be exceeded for more than 50 hours per annum against CIBSE DSY weather data, but not on successive days.	-	-	Air volume to suit occupancy at 10 litres per second per person or cooling requirement; whichever the greater	BAL			300	Desk	0	0		TRUE	Ra 80	A	Lighting of the level and quality equal or nearly equal to that provided by normal lighting	Type of control: N N = Normal S = Selective V = Variable EM = Energy Management System Unified glare rating limit (UGRL): 22 Areas in which VDT present to comply with CIBSE Lighting Guide LG3 "The Visual Environment for Display Screen Use" Addendum 2001 General lighting notes: 1. Healthcare environment lighting installations to comply with CIBSE Lighting Guides LG2; LG3; & LG7 as applicable. 2. Default values to be used where surface reflectance factors not known: Ceilings: 0.7 ; Walls: 0.5; Floors: 0.2 3. The working plane is 0.85 metres above finished floor level.	-	-		Noise intrusion from external sources: equivalent continuous sound pressure level; 1hr. Daytime: 40 Night: Maximum f night: 1. Maximum value inside room space. 2. See Table 1 of HTM 08-01. Maximum internal noise from M&E services (NR): 30 1. See Table 2 of HTM 08-01. 2. All plant to be operating at maximum normal design duty. Sound insulation parameters: Privacy: Confidential Noise generation: Typical Noise sensitivity: Medium See Table 3 of HTM 08-01 Sound insulation rating: 47 1. Minimum value of noise sensitivity of receiving room. 2. See Table 4 of HTM 08-01. 3. Adjust for specific room adjacencies in accordance with table 5 of HTM 08-01. Acoustics: 1. Acoustic design to be compliant with HTM 08-01. 2. Maximum weighted standardised impact sound pressure level (L'nTw) to be 65 dB for floors over noise sensitive areas. 2. A minimum Speech Transmission Index (STI) of 0.5 to BS EN 60268-16 (or equivalent standard) to apply to assessing speech intelligibility of audio systems for public announcements.	-	
NCH-OPD/3	M0727B1	Interview room: 7 places (including 1 wheelchair place; Psychology)	21	26	26oC not to be exceeded for more than 50 hours per annum against CIBSE DSY weather data, but not on successive days.	-	-	Air volume to suit occupancy at 10 litres per second per person or cooling requirement; whichever the greater	BAL			300	Desk	0	0		TRUE	Ra 80	A	Lighting of the level and quality equal or nearly equal to that provided by normal lighting	Type of control: N N = Normal S = Selective V = Variable EM = Energy Management System Unified glare rating limit (UGRL): 22 Areas in which VDT present to comply with CIBSE Lighting Guide LG3 "The Visual Environment for Display Screen Use" Addendum 2001 General lighting notes: 1. Healthcare environment lighting installations to comply with CIBSE Lighting Guides LG2; LG3; & LG7 as applicable. 2. Default values to be used where surface reflectance factors not known: Ceilings: 0.7 ; Walls: 0.5; Floors: 0.2 3. The working plane is 0.85 metres above finished floor level.	-	-		Noise intrusion from external sources: equivalent continuous sound pressure level; 1hr. Daytime: 40 Night: Maximum f night: 1. Maximum value inside room space. 2. See Table 1 of HTM 08-01. Maximum internal noise from M&E services (NR): 30 1. See Table 2 of HTM 08-01. 2. All plant to be operating at maximum normal design duty. Sound insulation parameters: Privacy: Confidential Noise generation: Typical Noise sensitivity: Medium See Table 3 of HTM 08-01 Sound insulation rating: 47 1. Minimum value of noise sensitivity of receiving room. 2. See Table 4 of HTM 08-01. 3. Adjust for specific room adjacencies in accordance with table 5 of HTM 08-01. Acoustics: 1. Acoustic design to be compliant with HTM 08-01. 2. Maximum weighted standardised impact sound pressure level (L'nTw) to be 65 dB for floors over noise sensitive areas. 2. A minimum Speech Transmission Index (STI) of 0.5 to BS EN 60268-16 (or equivalent standard) to apply to assessing speech intelligibility of audio systems for public announcements.	-	
NSGH-EMC	M0727B2	Interview room: Police	21	26	26oC not to be exceeded for more than 50 hours per annum against CIBSE DSY weather data, but not on successive days.	-	-	Air volume to suit occupancy at 10 litres per second per person or cooling requirement; whichever the greater	BAL			300	Desk	0	0		TRUE	Ra 80	A	Lighting of the level and quality equal or nearly equal to that provided by normal lighting	Type of control: N N = Normal S = Selective V = Variable EM = Energy Management System Unified glare rating limit (UGRL): 22 Areas in which VDT present to comply with CIBSE Lighting Guide LG3 "The Visual Environment for Display Screen Use" Addendum 2001 General lighting notes: 1. Healthcare environment lighting installations to comply with CIBSE Lighting Guides LG2; LG3; & LG7 as applicable. 2. Default values to be used where surface reflectance factors not known: Ceilings: 0.7 ; Walls: 0.5; Floors: 0.2 3. The working plane is 0.85 metres above finished floor level.	-	-		Noise intrusion from external sources: equivalent continuous sound pressure level; 1hr. Daytime: 40 Night: Maximum f night: 1. Maximum value inside room space. 2. See Table 1 of HTM 08-01. Maximum internal noise from M&E services (NR): 30 1. See Table 2 of HTM 08-01. 2. All plant to be operating at maximum normal design duty. Sound insulation parameters: Privacy: Confidential Noise generation: Typical Noise sensitivity: Medium See Table 3 of HTM 08-01 Sound insulation rating: 47 1. Minimum value of noise sensitivity of receiving room. 2. See Table 4 of HTM 08-01. 3. Adjust for specific room adjacencies in accordance with table 5 of HTM 08-01. Acoustics: 1. Acoustic design to be compliant with HTM 08-01. 2. Maximum weighted standardised impact sound pressure level (L'nTw) to be 65 dB for floors over noise sensitive areas. 2. A minimum Speech Transmission Index (STI) of 0.5 to BS EN 60268-16 (or equivalent standard) to apply to assessing speech intelligibility of audio systems for public announcements.	-	
NCH-THE	M1011C	Office: 6 staff	21	26	26oC not to be exceeded for more than 50 hours per annum against CIBSE DSY weather data, but not on successive days.	-	-	Air volume to suit occupancy at 10 litres per second per person or cooling requirement; whichever the greater	BAL			500	Desk	0	0		TRUE	Ra 80	A	Lighting of the level and quality equal or nearly equal to that provided by normal lighting	Type of control: N N = Normal S = Selective V = Variable EM = Energy Management System Unified glare rating limit (UGRL): 22 Areas in which VDT present to comply with CIBSE Lighting Guide LG3 "The Visual Environment for Display Screen Use" Addendum 2001 General lighting notes: 1. Healthcare environment lighting installations to comply with CIBSE Lighting Guides LG2; LG3; & LG7 as applicable. 2. Default values to be used where surface reflectance factors not known: Ceilings: 0.7 ; Walls: 0.5; Floors: 0.2 3. The working plane is 0.85 metres above finished floor level.	80	30	35	Ref: HTM2045	-	TRUE
NSGH-FM	M1011C1	Staff Accommodation - Hot Desk (10 Persons Room)	21	26	26oC not to be exceeded for more than 50 hours per annum against CIBSE DSY weather data, but not on successive days.	-	-	Air volume to suit occupancy at 10 litres per second per person or cooling requirement; whichever the greater	BAL			500	Desk	0	0		TRUE	Ra 80	A	Lighting of the level and quality equal or nearly equal to that provided by normal lighting	Type of control: N N = Normal S = Selective V = Variable EM = Energy Management System Unified glare rating limit (UGRL): 22 Areas in which VDT present to comply with CIBSE Lighting Guide LG3 "The Visual Environment for Display Screen Use" Addendum 2001 General lighting notes: 1. Healthcare environment lighting installations to comply with CIBSE Lighting Guides LG2; LG3; & LG7 as applicable. 2. Default values to be used where surface reflectance factors not known: Ceilings: 0.7 ; Walls: 0.5; Floors: 0.2 3. The working plane is 0.85 metres above finished floor level.	80	30		Ref: HTM2045	-	
NSGH-AAU	M1012B	Office: 4 staff	21	26	26oC not to be exceeded for more than 50 hours per annum against CIBSE DSY weather data, but not on successive days.	-	-	Air volume to suit occupancy at 10 litres per second per person or cooling requirement; whichever the greater	BAL			500	Desk	0	0		TRUE	Ra 80	A	Lighting of the level and quality equal or nearly equal to that provided by normal lighting	Type of control: N N = Normal S = Selective V = Variable EM = Energy Management System Unified glare rating limit (UGRL): 22 Areas in which VDT present to comply with CIBSE Lighting Guide LG3 "The Visual Environment for Display Screen Use" Addendum 2001 General lighting notes: 1. Healthcare environment lighting installations to comply with CIBSE Lighting Guides LG2; LG3; & LG7 as applicable. 2. Default values to be used where surface reflectance factors not known: Ceilings: 0.7 ; Walls: 0.5; Floors: 0.2 3. The working plane is 0.85 metres above finished floor level.	80	30	35	Ref: HTM2045	-	TRUE
NSGH-SAN	M1012B1	Office: 3 staff	21	26	26oC not to be exceeded for more than 50 hours per annum against CIBSE DSY weather data, but not on successive days.	-	-	Air volume to suit occupancy at 10 litres per second per person or cooling requirement; whichever the greater	BAL			500	Desk	0	0		TRUE	Ra 80	A	Lighting of the level and quality equal or nearly equal to that provided by normal lighting	Type of control: N N = Normal S = Selective V = Variable EM = Energy Management System Unified glare rating limit (UGRL): 22 Areas in which VDT present to comply with CIBSE Lighting Guide LG3 "The Visual Environment for Display Screen Use" Addendum 2001 General lighting notes: 1. Healthcare environment lighting installations to comply with CIBSE Lighting Guides LG2; LG3; & LG7 as applicable. 2. Default values to be used where surface reflectance factors not known: Ceilings: 0.7 ; Walls: 0.5; Floors: 0.2 3. The working plane is 0.85 metres above finished floor level.	80	30		Ref: HTM2045	-	
NSGH-THE	M1015B	Office: 7 staff	21	26	26oC not to be exceeded for more than 50 hours per annum against CIBSE DSY weather data, but not on successive days.	-	-	Air volume to suit occupancy at 10 litres per second per person or cooling requirement; whichever the greater	BAL			500	Desk	0	0		TRUE	Ra 80	A	Lighting of the level and quality equal or nearly equal to that provided by normal lighting	Type of control: N N = Normal S = Selective V = Variable EM = Energy Management System Unified glare rating limit (UGRL): 22 Areas in which VDT present to comply with CIBSE Lighting Guide LG3 "The Visual Environment for Display Screen Use" Addendum 2001 General lighting notes: 1. Healthcare environment lighting installations to comply with CIBSE Lighting Guides LG2; LG3; & LG7 as applicable. 2. Default values to be used where surface reflectance factors not known: Ceilings: 0.7 ; Walls: 0.5; Floors: 0.2 3. The working plane is 0.85 metres above finished floor level.	80	30	35	Ref: HTM2045	-	TRUE
NCH-OPD/3	M1017C	Office and reception: 2 staff With observation panel	21	26	26oC not to be exceeded for more than 50 hours per annum against CIBSE DSY weather data, but not on successive days.	-	-	Air volume to suit occupancy at 10 litres per second per person or cooling requirement; whichever the greater	BAL			500	Desk	0	0		TRUE	Ra 80	A	Lighting of the level and quality equal or nearly equal to that provided by normal lighting	Type of control: N N = Normal S = Selective V = Variable EM = Energy Management System Unified glare rating limit (UGRL): 22 Areas in which VDT present to comply with CIBSE Lighting Guide LG3 "The Visual Environment for Display Screen Use" Addendum 2001 General lighting notes: 1. Healthcare environment lighting installations to comply with CIBSE Lighting Guides LG2; LG3; & LG7 as applicable. 2. Default values to be used where surface reflectance factors not known: Ceilings: 0.7 ; Walls: 0.5; Floors: 0.2 3. The working plane is 0.85 metres above finished floor level.	75	35	40	Ref: HTM2045	-	FALSE
NSGH-FM	M1026B	Office: 2 staff Safe: cash point hatch	21	26	26oC not to be exceeded for more than 50 hours per annum against CIBSE DSY weather data, but not on successive days.	-	-	Air volume to suit occupancy at 10 litres per second per person or cooling requirement; whichever the greater	BAL			500	Desk	0	0		TRUE	Ra 80	A	Lighting of the level and quality equal or nearly equal to that provided by normal lighting	Type of control: N N = Normal S = Selective V = Variable EM = Energy Management System Unified glare rating limit (UGRL): 22 Areas in which VDT present to comply with CIBSE Lighting Guide LG3 "The Visual Environment for Display Screen Use" Addendum 2001 General lighting notes: 1. Healthcare environment lighting installations to comply with CIBSE Lighting Guides LG2; LG3; & LG7 as applicable. 2. Default values to be used where surface reflectance factors not known: Ceilings: 0.7 ; Walls: 0.5; Floors: 0.2 3. The working plane is 0.85 metres above finished floor level.	80	30	35	Ref: HTM2045	-	TRUE
NSGH-MR	M1033A	Office records and store: 1 staff	21	26	26oC not to be exceeded for more than 50 hours per annum against CIBSE DSY weather data, but not on successive days.	-	-	Air volume to suit occupancy at 10 litres per second per person or cooling requirement; whichever the greater	BAL			500	Desk	0	0		TRUE	Ra 80	A	Lighting of the level and quality equal or nearly equal to that provided by normal lighting	Type of control: N N = Normal S = Selective V = Variable EM = Energy Management System Unified glare rating limit (UGRL): 22 Areas in which VDT present to comply with CIBSE Lighting Guide LG3 "The Visual Environment for Display Screen Use" Addendum 2001 General lighting notes: 1. Healthcare environment lighting installations to comply with CIBSE Lighting Guides LG2; LG3; & LG7 as applicable. 2. Default values to be used where surface reflectance factors not known: Ceilings: 0.7 ; Walls: 0.5; Floors: 0.2 3. The working plane is 0.85 metres above finished floor level.	80	30	35	Ref: HTM2045	-	TRUE
NSGH-MR	M1034A	Main Records staff area	21	26	26oC not to be exceeded for more than 50 hours per annum against CIBSE DSY weather data, but not on successive days.	-	-	Air volume to suit occupancy at 10 litres per second per person or cooling requirement; whichever the greater	BAL			500	Desk	0	0		TRUE	Ra 80	A	Lighting of the level and quality equal or nearly equal to that provided by normal lighting	Type of control: N N = Normal S = Selective V = Variable EM = Energy Management System Unified glare rating limit (UGRL): 22 Areas in which VDT present to comply with CIBSE Lighting Guide LG3 "The Visual Environment for Display Screen Use" Addendum 2001 General lighting notes: 1. Healthcare environment lighting installations to comply with CIBSE Lighting Guides LG2; LG3; & LG7 as applicable. 2. Default values to be used where surface reflectance factors not known: Ceilings: 0.7 ; Walls: 0.5; Floors: 0.2 3. The working plane is 0.85 metres above finished floor level.	80	30	35	Ref: HTM2045	-	TRUE
NSGH-MIL	M1036C	Workstations - Clinical Photography	21	26	26oC not to be exceeded for more than 50 hours per annum against CIBSE DSY weather data, but not on successive days.	-	-	Air volume to suit occupancy at 10 litres per second per person or cooling requirement; whichever the greater	BAL			500	Desk	0	0		TRUE	Ra 80	A	Lighting of the level and quality equal or nearly equal to that provided by normal lighting	Type of control: N N = Normal S = Selective V = Variable EM = Energy Management System Unified glare rating limit (UGRL): 22 Areas in which VDT present to comply with CIBSE Lighting Guide LG3 "The Visual Environment for Display Screen Use" Addendum 2001 General lighting notes: 1. Healthcare environment lighting installations to comply with CIBSE Lighting Guides LG2; LG3; & LG7 as applicable. 2. Default values to be used where surface reflectance factors not known: Ceilings: 0.7 ; Walls: 0.5; Floors: 0.2 3. The working plane is 0.85 metres above finished floor level.	80	30	35	Ref: HTM2045	-	TRUE
NSGH-MR	M1099A	General Receipt/Sorting & Scanning	21	26	26oC not to be exceeded for more than 50 hours per annum against CIBSE DSY weather data, but not on successive days.	-	-	Air volume to suit occupancy at 10 litres per second per person or cooling requirement; whichever the greater	BAL			300	Desk	0	0		TRUE	Ra 80	A	Lighting of the level and quality equal or nearly equal to that provided by normal lighting	Type of control: N N = Normal S = Selective V = Variable EM = Energy Management System Unified glare rating limit (UGRL): 19 Areas in which VDT present to comply with CIBSE Lighting Guide LG3 "The Visual Environment for Display Screen Use" Addendum 2001 General lighting notes: 1. Healthcare environment lighting installations to comply with CIBSE Lighting Guides LG2; LG3; & LG7 as applicable. 2. Default values to be used where surface reflectance factors not known: Ceilings: 0.7 ; Walls: 0.5; Floors: 0.2 3. The working plane is 0.85 metres above finished floor level.	80	30	35	Ref: HTM2045	-	TRUE
NSGH-THE	M1707B	Duty room: 2 porters	21	26	26oC not to be exceeded for more than 50 hours per annum against CIBSE DSY weather data, but not on successive days.	-	-	Air volume to suit occupancy at 10 litres per second per person or cooling requirement; whichever the greater	BAL			150	Working plane	0	0		TRUE	Ra 80	A	Lighting of the level and quality equal or nearly equal to that provided by normal lighting	Type of control: N N = Normal S = Selective V = Variable EM = Energy Management System Unified glare rating limit (UGRL): 22 Areas in which VDT present to comply with CIBSE Lighting Guide LG3 "The Visual Environment for Display Screen Use" Addendum 2001 General lighting notes: 1. Healthcare environment lighting installations to comply with CIBSE Lighting Guides LG2; LG3; & LG7 as applicable. 2. Default values to be used where surface reflectance factors not known: Ceilings: 0.7 ; Walls: 0.5; Floors: 0.2 3. The working plane is 0.85 metres above finished floor level.	75	35	40	Ref: HTM2045	-	TRUE
NSGH-ENT	M1713A	Duty room: 6 porters	21	None		-	-	Air volume to suit occupancy at 10 litres per second per person or cooling requirement; whichever the greater	BAL			150	Working plane	0	0		TRUE	Ra 80	A	Lighting of the level and quality equal or nearly equal to that provided by normal lighting	Type of control: N N = Normal S = Selective V = Variable EM = Energy Management System Unified glare rating limit (UGRL): 19 Areas in which VDT present to comply with CIBSE Lighting Guide LG3 "The Visual Environment for Display Screen Use" Addendum 2001 General lighting notes: 1. Healthcare environment lighting installations to comply with CIBSE Lighting Guides LG2; LG3; & LG7 as applicable. 2. Default values to be used where surface reflectance factors not known: Ceilings: 0.7 ; Walls: 0.5; Floors: 0.2 3. The working plane is 0.85 metres above finished floor level.	75	35	40	Ref: HTM2045 S	-	TRUE
NSGH-THE	N0106B	Operating theatre: general	22	20	Summer and winter temperature control 15 to 25 degC.	-	-	Design in accordance with SHTM03-01	POS	30	Refer to HBN26	1000	Operating Table	0	0		TRUE	Ra 90	A	Lighting of the level and quality equal or nearly equal to that provided by normal lighting	Type of control: S/V N = Normal S = Selective V = Variable EM = Energy Management System Unified glare rating limit (UGRL): 19 Areas in which VDT present to comply with CIBSE Lighting Guide LG3 "The Visual Environment for Display Screen Use" Addendum 2001 General lighting notes: 1. Healthcare environment lighting installations to comply with CIBSE Lighting Guides LG2; LG3; & LG7 as applicable. 2. Default values to be used where surface reflectance factors not known: Ceilings: 0.7 ; Walls: 0.5; Floors: 0.2 3. The working plane is 0.85 metres above finished floor level.	80	30	35	Ref: HTM2045	-	FALSE
NCH-THE	N0106B1	Operating theatre: general	22	20	Summer and winter temperature control 15 to 25 degC.	-	-	Design in accordance with SHTM03-01	POS	30	Refer to HBN26	1000	Operating Table	0	0		TRUE	Ra 90	A	Lighting of the level and quality equal or nearly equal to that provided by normal lighting	Type of control: S/V N = Normal S = Selective V = Variable EM = Energy Management System Unified glare rating limit (UGRL): 19 Areas in which VDT present to comply with CIBSE Lighting Guide LG3 "The Visual Environment for Display Screen Use" Addendum 2001 General lighting notes: 1. Healthcare environment lighting installations to comply with CIBSE Lighting Guides LG2; LG3; & LG7 as applicable. 2. Default values to be used where surface reflectance factors not known: Ceilings: 0.7 ; Walls: 0.5; Floors: 0.2 3. The working plane is 0.85 metres above finished floor level.	80	30		Ref: HTM2045	-	
NSGH-THE	N0108A	Operating theatre: laminar flow	22	20	Summer and winter temperature control 15 to 25 degC.	-	-	Design in accordance with SHTM03-01	POS	30	Refer to HBN26	1000	Operating Table	0	0		TRUE	Ra 90	A	Lighting of the level and quality equal or nearly equal to that provided by normal lighting	Type of control: S/V N = Normal S = Selective V = Variable EM = Energy Management System Unified glare rating limit (UGRL): 19 Areas in which VDT present to comply with CIBSE Lighting Guide LG3 "The Visual Environment for Display Screen Use" Addendum 2001 General lighting notes: 1. Healthcare environment lighting installations to comply with CIBSE Lighting Guides LG2; LG3; & LG7 as applicable. 2. Default values to be used where surface reflectance factors not known: Ceilings: 0.7 ; Walls: 0.5; Floors: 0.2 3. The working plane is 0.85 metres above finished floor level.	80	30	35	Ref: HTM2045	-	FALSE
NCH-THE	N0111C	Operating theatre with ultra-clean ventilation canopy (UCV) Cardiac/Cardiothoracic	22	20	Summer and winter temperature control 15 to 25 degC.	-	-	Mechanical ventilation (supply): Designed to Operating Theatre ventilation systems (UCV).	POS		Refer to HBN26	1000	Operating Table	0	0		TRUE	Ra 90	A	Lighting of the level and quality equal or nearly equal to that provided by normal lighting	Type of control: S/V N = Normal S = Selective V = Variable EM = Energy Management System Unified glare rating limit (UGRL): 19 Areas in which VDT present to comply with CIBSE Lighting Guide LG3 "The Visual Environment for Display Screen Use" Addendum 2001 General lighting notes: 1. Healthcare environment lighting installations to comply with CIBSE Lighting Guides LG2; LG3; & LG7 as applicable. 2. Default values to be used where surface reflectance factors not known: Ceilings: 0.7 ; Walls: 0.5; Floors: 0.2 3. The working plane is 0.85 metres above finished floor level.	80	30	35	Ref: HTM2045	-	FALSE
NSGH-THE	N0216B	Scrub-up and gowning room: 3 places	21	25		-	-	Design in accordance with SHTM 03-01	POS			500	Sink Top	0	0		TRUE	Ra 85	A	Lighting of the level and quality equal or nearly equal to that provided by normal lighting	Type of control: N N = Normal S = Selective V = Variable EM = Energy Management System Unified glare rating limit (UGRL): 22 Areas in which VDT present to comply with CIBSE Lighting Guide LG3 "The Visual Environment for Display Screen Use" Addendum 2001 General lighting notes: 1. Healthcare environment lighting installations to comply with CIBSE Lighting Guides LG2; LG3; & LG7 as applicable. 2. Default values to be used where surface reflectance factors not known: Ceilings: 0.7 ; Walls: 0.5; Floors: 0.2 3. The working plane is 0.85 metres above finished floor level.	75	35	40	Ref: HTM2045	-	FALSE
NCH-THE	N0216B1	Scrub-up and gowning room: 3 places	21	25		-	-	Design in accordance with SHTM 03-01	POS			500	Sink Top	0	0		TRUE	Ra 85	A	Lighting of the level and quality equal or nearly equal to that provided by normal lighting	Type of control: N N = Normal S = Selective V = Variable EM = Energy Management System Unified glare rating limit (UGRL): 22 Areas in which VDT present to comply with CIBSE Lighting Guide LG3 "The Visual Environment for Display Screen Use" Addendum 2001 General lighting notes: 1. Healthcare environment lighting installations to comply with CIBSE Lighting Guides LG2; LG3; & LG7 as applicable. 2. Default values to be used where surface reflectance factors not known: Ceilings: 0.7 ; Walls: 0.5; Floors: 0.2 3. The working plane is 0.85 metres above finished floor level.	75	35		Ref: HTM2045	-	
NSGH-THE	N0305A	Anaesthetic room With patient trolley and ceiling hoist	21	25		-	-	Design in accordance with SHTM 03-01	POS			500	Couch/Trolley	0	0		TRUE	Ra 85	A	Lighting of the level and quality equal or nearly equal to that provided by normal lighting	Type of control: N/S N = Normal S = Selective V = Variable EM = Energy Management System Unified glare rating limit (UGRL): 22 Areas in which VDT present to comply with CIBSE Lighting Guide LG3 "The Visual Environment for Display Screen Use" Addendum 2001 General lighting notes: 1. Healthcare environment lighting installations to comply with CIBSE Lighting Guides LG2; LG3; & LG7 as applicable. 2. Default values to be used where surface reflectance factors not known: Ceilings: 0.7 ; Walls: 0.5; Floors: 0.2 3. The working plane is 0.85 metres above finished floor level.	80	30	35	Ref: HTM2045	-	FALSE



NCH-THE	N0305C1	Anaesthetic room With patient trolley and ceiling hoist	21	25		-	-	Design in accordance with SHTM 03-01	POS
NCH-THE	N0316C	Anaesthetic room: bed space	21	23		-	-	Design in accordance with SHTM03-01	POS
NCH-REH	P0602C	Kitchen - Clean prep area and dirty area	18	None		6	5	Minimum air changes per hour (AC/hr): 6	NEG
NSGH-GENW	P0625B	Pantry/refreshment area - Cluster	18	None		-	-	Minimum air changes per hour (AC/hr): 6	NEG
NSGH-ENT	P0625B	Beverage Bay	20	None		6	-		NEG
NSGH-MDU	P0625B1	Beverage Bay	20	None		6	-		NEG
NSGH-REH	P0625B2	Beverage Bay	20	None		6	-		NEG
NSGH-GENW	P0627B	Ward pantry	18	None		6	5	Minimum air changes per hour (AC/hr): 6	NEG
NCH-MDU	P0703C	Beverage: snack preparation bay	18	None		-	-	Local extract ventilation at food prep. area	NEG
NSGH-AAU	P0802B	Refreshment area: snack bar: servery and preparation	20	None		-	-	Mechanical ventilation (supply): Local extract over beverage preparation area to suit design.	NEG
NCH-ENT	P0802B1	Refreshment area: snack bar: servery and preparation	20	None		-	-	Mechanical ventilation (supply): Local extract over beverage preparation area to suit design.	NEG
NSGH-ENT	P0808B	Vending machine	18	None		-	-		
NCH-OPD	P0808B+G0712B	Vending Area & Telephones	18	None		-	-		
NSGH-OPD/REH	P0810A	Refreshment: drinking water dispenser	18	None		-	-		
NSGH-REH	P0811B	Drinking water dispenser	18	None		-	-		
NCH-CCW	P1005C	Store: human milk bank and feeds preparation	18	None		-	-		
NSGH-AAU	Q0120A	Activities of daily living: kitchen	22	26	26oC not to be exceeded for more than 50 hours per annum against CIBSE DSY weather data, but not on successive days.	5	-	Mechanical ventilation (extract): Local to cookers.	NEG
NCH-REH	Q0120C	Activities of daily living: kitchen	22	26	26oC not to be exceeded for more than 50 hours per annum against CIBSE DSY weather data, but not on successive days.	5	-	Mechanical ventilation (extract): Local to cookers.	NEG
NSGH-AAU	Q0122A	Activities of daily living: bedroom with living assessment	22	26	26oC not to be exceeded for more than 50 hours per annum against CIBSE DSY weather data, but not on successive days.	-	-	Air volume to suit occupancy at 10 litres per second per person or cooling requirement; whichever the greater	BAL
NSGH-AAU	Q0123A	Activities of daily living: bath: shower: WC With hoists	22	None		10	-		NEG
NSGH-STW	Q0124A	Activities of daily living: bathroom with hoists	22	None		-	10		NEG
NCH-THE	Q0304C	Assessment: interview and treatment room	22	26	26oC not to be exceeded for more than 50 hours per annum against CIBSE DSY weather data, but not on successive days.	10	10		BAL
NCH-ENT	Q0504C	Light activity area: Occupational therapy: 10 patients Rehabilitation	22	26	26oC not to be exceeded for more than 50 hours per annum against CIBSE DSY weather data, but not on successive days.	-	-	Air volume to suit occupancy at 10 litres per second per person or cooling requirement; whichever the greater	BAL
NCH-DCFP	Q0507C	Therapy area: wet and dry	22	26	26oC not to be exceeded for more than 50 hours per annum against CIBSE DSY weather data, but not on successive days.	6	6		BAL
NSGH-REH	Q0507C1	OT Therapy Room	22	26	26oC not to be exceeded for more than 50 hours per annum against CIBSE DSY weather data, but not on successive days.	6	6		BAL
NCH-REH	Q0508C1	OT fine motor room	22	26	26oC not to be exceeded for more than 50 hours per annum against CIBSE DSY weather data, but not on successive days.	6	6		BAL
NCH-REH	Q0519C	Hydrotherapy pool hall	28	28	Winter temperature: To suit water temp.	-	-	Mechanical ventilation (supply): 30.025 m3/sec per m2 wetted area of pool+10% refer to BN text. Mechanical ventilation (extract): 3 to suit overall design.Refer to B.N text.	NEG
NCH-REH	Q0521C	Hydrotherapy: laundry: utility room	16	None		6	5		NEG
NCH-DCFP	Q0805C	Snoozelum room	21	None		6	6		BAL
NSGH-DEC	R1073D	Dispatch and store area	16	None		-	-		
NSGH-ENT	S0012B	Infant feeding room	21	26	26oC not to be exceeded for more than 50 hours per annum against CIBSE DSY weather data, but not on successive days.	6	-		NEG
NCH-GENW	S0012C	Infant feeding room	21	26	26oC not to be exceeded for more than 50 hours per annum against CIBSE DSY weather data, but not on successive days.	-	-		NEG
NCH-EMC	S0029C	Sittingand body viewing room with beverage bay: 8 person	21	26	26oC not to be exceeded for more than 50 hours per annum against CIBSE DSY weather data, but not on successive days.	6	5	Local extract ventilation at food prep. area	NEG
NSGH-SAN	S0045A	Sanctuary	21	None		-	-	Air volume to suit occupancy at 10 litres per second per person or cooling requirement; whichever the greater	BAL
NSGH-SAN	S0045A1	Washing Area (Foot)	21	None		10	-		NEG
NCH-SAN	S0045C	Sanctuary	21	None		-	-	Air volume to suit occupancy at 10 litres per second per person or cooling requirement; whichever the greater	BAL
NCH-SAN	S0045C1	Washing Area (Foot)	21	None		10	-		NEG
NCH-SAN	S0045C2	Quiet / Counselling room: Chaplaincy	21	26	26oC not to be exceeded for more than 50 hours per annum against CIBSE DSY weather data, but not on successive days.	-	-	Air volume to suit occupancy at 10 litres per second per person or cooling requirement; whichever the greater	BAL
NCH-DCFP	S0045C3	Quiet / Counselling room	21	26	26oC not to be exceeded for more than 50 hours per annum against CIBSE DSY weather data, but not on successive days.	-	-	Air volume to suit occupancy at 10 litres per second per person or cooling requirement; whichever the greater	BAL
NSGH-EMC	S0062A	Special room: distressed/disturbed patient	21	26	26oC not to be exceeded for more than 50 hours per annum against CIBSE DSY weather data, but not on successive days.	10	10	Independent mechanical ventilation and possibly air-conditioning.	BAL
NSGH-EMC	S0062A1	Detention Room	21	26	26oC not to be exceeded for more than 50 hours per annum against CIBSE DSY weather data, but not on successive days.	10	10	Independent mechanical ventilation and possibly air-conditioning.	BAL
NSGH-RAG/F	T0126A	Staff base and clean utility bay: 2 staff With controlled drugs cupboard. Recovery pre-discharge	22	26	26oC not to be exceeded for more than 50 hours per annum against CIBSE DSY weather data, but not on successive days.	-	6		POS
NSGH-GENW	T0151B	Touchdown base	22	None		-		Supply air to balance extract from other areas	
NSGH-MDU	T0151B1	Staff Base	22	26	26oC not to be exceeded for more than 50 hours per annum against CIBSE DSY weather data, but not on successive days.	-	-	Air volume to suit occupancy at 10 litres per second per person or cooling requirement; whichever the greater	BAL
NCH-MDU	T0151B2	STAFF BASE(reception) & OFFICE COMBINED	22	26	26oC not to be exceeded for more than 50 hours per annum against CIBSE DSY weather data, but not on successive days.	-	-	Air volume to suit occupancy at 10 litres per second per person or cooling requirement; whichever the greater	BAL
NCH-REH	T0202C	Staff communication base: enclosed: 4 staff	22	26	26oC not to be exceeded for more than 50 hours per annum against CIBSE DSY weather data, but not on successive days.	-	-	Air volume to suit occupancy at 10 litres per second per person or cooling requirement; whichever the greater	BAL
NCH-EMC	T0203C	Staff communication base: enclosed: 3 staff	22	26	26oC not to be exceeded for more than 50 hours per annum against CIBSE DSY weather data, but not on successive days.	-	-	Air volume to suit occupancy at 10 litres per second per person or cooling requirement; whichever the greater	BAL
NSGH-CCW	T0211A	Staff communication base: 2 places	22	26	26oC not to be exceeded for more than 50 hours per annum against CIBSE DSY weather data, but not on successive days.	-	-	Air volume to suit occupancy at 10 litres per second per person or cooling requirement; whichever the greater	BAL
NSGH-GENW	T0211B	Staff communication base: 2 places	22	26	26oC not to be exceeded for more than 50 hours per annum against CIBSE DSY weather data, but not on successive days.	-	-	Air volume to suit occupancy at 10 litres per second per person or cooling requirement; whichever the greater	BAL
NSGH-EMC	T0316A	Store	16	None		2	2		BAL
NCH-CCW	T0513C	Clean utility with blood bank	20	25		-	6		POS
NSGH-RAG/F	T0516A	Clean utility: barium preparation	20	25		-	6		POS
NSGH-DOPD	T0526B2	Preparation room (Dermatology OPD)	20	25		-	6		POS
NSGH-RENO/M	T0535B	Clean utility room	20	25		-	6		POS
NCH-CARW	T0535B1	Clean utility room: Cardiology	20	25		-	6		POS
NCH-CAR	T0535B2	Prep room: Cardiology	20	25		-	6		POS
NSGH-GENW	T0538A	Clean utility room: with controlled drugs cupboard	20	25		-	6		POS
NCH-MDU	T0540C	Medicine store/preparation room	18	None		-	6		POS
NSGH-THE	V0218A	Staff changing room including boot change: 40 places Lockers: coat rail: racks	21	None		6	5	Extract air change rate can include sanitary accommodation associated with changing room.	NEG
NCH-THE	V0218C	Staff changing room including boot change: 40 places Lockers: coat rail: racks	21	None		6	5		NEG
NSGH-REH	V0409A	Staff changing room with cubicle and handwash: 10 places Slimline lockers: shoe lockers: coat rail	21	None		6	5	Extract air change rate can include sanitary accommodation associated with changing room.	NEG
NSGH-REH	V0410A	Staff changing room with cubicle and handwash: 20 places Slimline lockers: shoe lockers: coat rail	21	None		6	5	Extract air change rate can include sanitary accommodation associated with changing room.	NEG
NSGH-OPD/REH	V0411A	Staff changing room with cubicle and handwash: 17 places	21	None		6	5	Extract air change rate can include sanitary accommodation associated with changing room.	NEG
NCH-OPD	V0416C	Staff changing room with handwash: 5 places 2 door access. Lockers	21	None		6	5		NEG
NCH-RCG/F	V0419C	Staff changing room with handwash: 20 places Lockers: coat rail	21	None		6	5		NEG
NSGH-RNM	V0510A	Staff changing room: 5 places	21	None		6	5	Extract air change rate can include sanitary accommodation associated with changing room.	NEG
NCH-EMC	V0515C	Staff changing room: 50 places	21	None		6	5		NEG
NCH-EMC	V0517C	Staff changing room: 30 places	21	None		6	5		NEG
NSGH-AAU	V0527A	Staff changing room: male	21	None		6	5	Extract air change rate can include sanitary accommodation associated with changing room.	NEG
NSGH-RNM	V0532A	Staff changing room: 10 places Slimline lockers: coat rail: shoe rack	21	None		6	5	Extract air change rate can include sanitary accommodation associated with changing room.	NEG
NSGH-RENO	V0534B	Staff changing room: 15 places Slimline lockers: coat rail: shoe rack	21	None		6	5	Extract to included WC/shower cubilcles within changing area	NEG
NSGH-EMC	V0536A	Staff changing room: 20 places Slimline lockers: coat rail: shoe rack	21	None		6	5	Extract air change rate can include sanitary accommodation associated with changing room.	NEG
NSGH-GENW	V0546A1	Staff changing room - Cluster	21	None		6	5	Extract air change rate can include sanitary accommodation associated with changing room.	NEG
NSGH-CCW	V0546A1	Staff changing room	21	None		6	5	Extract air change rate can include sanitary accommodation associated with changing room.	NEG
NSGH-EMC	V0546B	Staff changing room: 30 places Slimline lockers: coat rail: shoe rack	21	None		6	5		NEG
NSGH-AAU	V0554A	Staff changing room: female	21	None		6	5	Extract air change rate can include sanitary accommodation associated with changing room.	NEG
NSGH-FM	V0554-X1	Central Changing Facilities Male: 50 lockers	21	None		6	5	Extract air change rate can include sanitary accommodation associated with changing room.	NEG
NSGH-FM	V0554-X2	Central Changing Facilities Female: 150 lockers	21	None		6	5	Extract air change rate can include sanitary accommodation associated with changing room.	NEG
NSGH-RAG/F	V0626B	Locker bay: 4 small lockers	21	None		6	5		NEG
NSGH-AAU	V0628B	Locker bay: staff/patients	21	None		6	5		NEG
NSGH-RAG/F	V0653B	Locker bay: 12 small lockers	21	None		6	5		NEG
NSGH-RAG/F	V0703B	Patient changing cubicle: ambulant person	22	None		6	-	Mechanical ventilation (supply) To supplement extract as necessary	NEG
NSGH-RAG/F	V0704B	Patient changing cubicle: independent wheelchair accessible	22	None		6	-	Mechanical ventilation (supply): Supply to supplement extract as necessary.	NEG
NCH-REH	V0706C	Patient changing cubicles: 6 places 1 cubicle ambulant: 1 cubicle wheelchair accessible: 6 lockers	22	None		6	-	Mechanical ventilation (supply): Supply to supplement extract as necessary.	NEG
NCH-RCG/F	V0716C	Patient changing cubicle: ambulant person 2 door access	22	None		6	-	Mechanical ventilation (supply): Supply to supplement extract as necessary.	NEG
NSGH-RAG/F	V0717B	Patient changing cubicle: wheelchair accessible: 2 door access	22	None		6	-	Mechanical ventilation (supply): Supply to supplement extract as necessary.	NEG
NSGH-RAG/F	V0725A	Changing room: semi-ambulant	22	None		6	-	Mechanical ventilation (supply): Supply to supplement extract as necessary.	NEG
NCH-RCG/F	V0726C	Changing room: independent wheelchair	22	None		6	-	Mechanical ventilation (supply): Supply to supplement extract as necessary.	NEG
NSGH-ENT	V0922A1	Female WC: Handwash Area	20	None		10	-		NEG
NSGH-ENT	V0922A2	Male WC: Handwash Area	20	None		10	-		NEG
NSGH-GENW	V0922B	WC: independent wheelchair	20	None		10	-		NEG
NSGH-ENT	V1010A1	Female WCs	20	None		10	-		NEG
NSGH-ENT	V1010A2	Male WCs	20	None		10	-		NEG
NSGH-GENW	V1010B	WC: ambulant	20	None		10	-		NEG

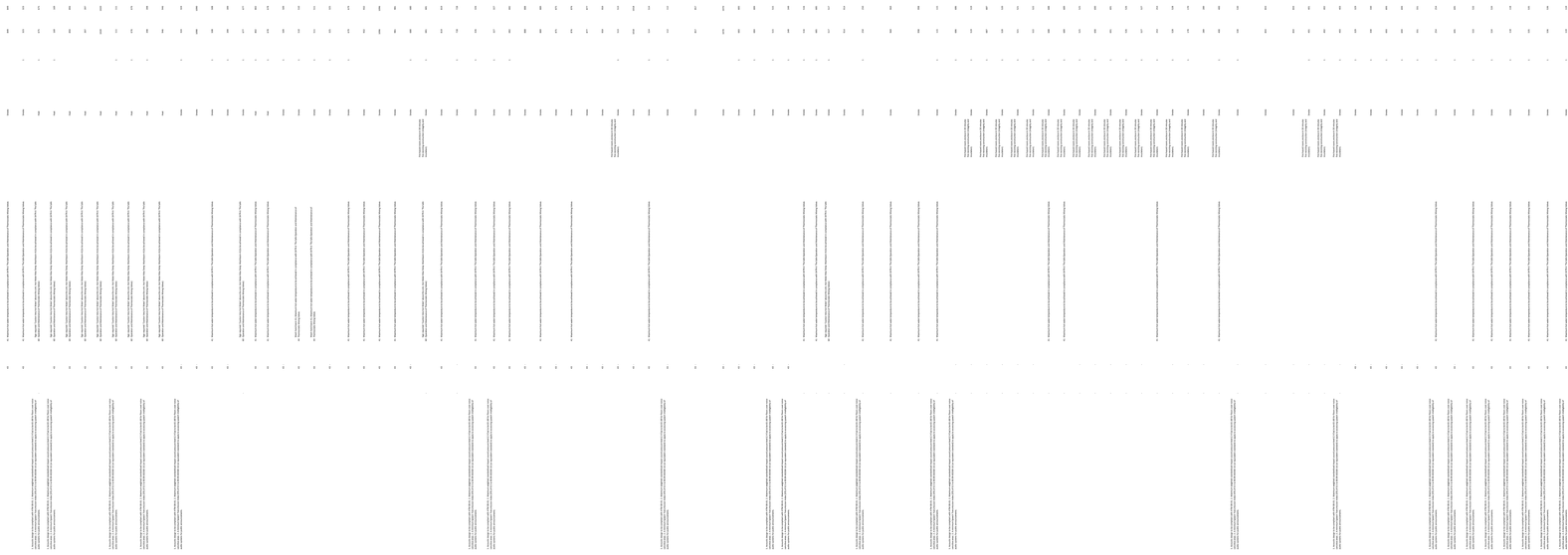

NSGH-GENW	V1010B/1	WC: ambulant - Cluster	20	None				10	-		NEG		200	Floor	0	0	TRUE	Ra 80	A	Lighting of the level and quality equal or nearly equal to that provided by normal lighting	Type of control: N N = Normal S = Selective V = Variable EM = Energy Management System Unified glare rating limit (UGRL): 19 Areas in which VDT present to comply with CIBSE Lighting Guide LG3 "The Visual Environment for Display Screen Use" Addendum 2001 General lighting notes: 1. Healthcare environment lighting installations to comply with CIBSE Lighting Guides LG2; LG3; & LG7 as applicable. 2. Default values to be used where surface reflectance factors not known: Ceilings: 0.7 ; Walls: 0.5; Floors: 0.2 3. The working plane is 0 metres above finished floor level.	-	-		Noise intrusion from external sources: equivalent continuous sound pressure level; 1hr. Daytime: 55 Night: Maximum f night: 1. Maximum value inside room space. 2. See Table 1 of HTM 08-01 Maximum internal noise from M&E services (NR): 45 1. See Table 2 of HTM 08-01. 2. All plant to be operating at maximum normal design duty. Sound insulation parameters: Privacy: Moderate Noise generation: Typical Noise sensitivity: Not Sensitive See Table 3 of HTM 08-01 Sound insulation rating: 37 1. Minimum value of noise sensitivity of receiving room. 2. See Table 4 of HTM 08-01. 3. Adjust for specific room adjacencies in accordance with table 5 of HTM 08-01. Acoustics: 1. Acoustic design to be compliant with HTM 08-01. 2. Maximum weighted standardised impact sound pressure level (L'nT;w) to be 65 dB for floors over noise sensitive areas. 2. A minimum Speech Transmission Index (STI) of 0.5 to BS EN 60268-16 (or equivalent standard) to apply to assessing speech intelligibility of audio systems for public announcements.	-	
NSGH-FM	V1115C	Nappy change room with hand rinse and wash: single-sided table access	21	None				10	-		NEG		200	Floor	0	0	TRUE	Ra 80	A	Lighting of the level and quality equal or nearly equal to that provided by normal lighting	Type of control: N N = Normal S = Selective V = Variable EM = Energy Management System Unified glare rating limit (UGRL): 19 Areas in which VDT present to comply with CIBSE Lighting Guide LG3 "The Visual Environment for Display Screen Use" Addendum 2001 General lighting notes: 1. Healthcare environment lighting installations to comply with CIBSE Lighting Guides LG2; LG3; & LG7 as applicable. 2. Default values to be used where surface reflectance factors not known: Ceilings: 0.7 ; Walls: 0.5; Floors: 0.2 3. The working plane is 0 metres above finished floor level.	70	45	50	ref: HTM2045	-	FALSE
NSGH-GENW	V1121B	WC: semi-ambulant	20	None				10	-		NEG		200	Floor	0	0	TRUE	Ra 80	A	Lighting of the level and quality equal or nearly equal to that provided by normal lighting	Type of control: N N = Normal S = Selective V = Variable EM = Energy Management System Unified glare rating limit (UGRL): 19 Areas in which VDT present to comply with CIBSE Lighting Guide LG3 "The Visual Environment for Display Screen Use" Addendum 2001 General lighting notes: 1. Healthcare environment lighting installations to comply with CIBSE Lighting Guides LG2; LG3; & LG7 as applicable. 2. Default values to be used where surface reflectance factors not known: Ceilings: 0.7 ; Walls: 0.5; Floors: 0.2 3. The working plane is 0 metres above finished floor level.	-	-	0	Noise intrusion from external sources: equivalent continuous sound pressure level; 1hr. Daytime: 55 Night: Maximum f night: 1. Maximum value inside room space. 2. See Table 1 of HTM 08-01 Maximum internal noise from M&E services (NR): 45 1. See Table 2 of HTM 08-01. 2. All plant to be operating at maximum normal design duty. Sound insulation parameters: Privacy: Moderate Noise generation: Typical Noise sensitivity: Not Sensitive See Table 3 of HTM 08-01 Sound insulation rating: 37 1. Minimum value of noise sensitivity of receiving room. 2. See Table 4 of HTM 08-01. 3. Adjust for specific room adjacencies in accordance with table 5 of HTM 08-01.	-	FALSE
NSGH-ENT	V1131B	Nappy changing room	21	None				10	-		NEG		200	Floor	0	0	TRUE	Ra 80	A	Lighting of the level and quality equal or nearly equal to that provided by normal lighting	Type of control: N N = Normal S = Selective V = Variable EM = Energy Management System Unified glare rating limit (UGRL): 19 Areas in which VDT present to comply with CIBSE Lighting Guide LG3 "The Visual Environment for Display Screen Use" Addendum 2001 General lighting notes: 1. Healthcare environment lighting installations to comply with CIBSE Lighting Guides LG2; LG3; & LG7 as applicable. 2. Default values to be used where surface reflectance factors not known: Ceilings: 0.7 ; Walls: 0.5; Floors: 0.2 3. The working plane is 0 metres above finished floor level.	-	40	50	Noise intrusion from external sources: equivalent continuous sound pressure level; 1hr. Maximum night: 1. Maximum value inside room space. 2. See Table 1 of HTM 08-01 Maximum internal noise from M&E services (NR): 40 1. See Table 2 of HTM 08-01. 2. All plant to be operating at maximum normal design duty. See Table 3 of HTM 08-01	-	FALSE
NCH-GENW	V1221C	WC: assisted	20	None				10	-		NEG		200	Floor	0	0	TRUE	Ra 80	A	Lighting of the level and quality equal or nearly equal to that provided by normal lighting	Type of control: N N = Normal S = Selective V = Variable EM = Energy Management System Unified glare rating limit (UGRL): 19 Areas in which VDT present to comply with CIBSE Lighting Guide LG3 "The Visual Environment for Display Screen Use" Addendum 2001 General lighting notes: 1. Healthcare environment lighting installations to comply with CIBSE Lighting Guides LG2; LG3; & LG7 as applicable. 2. Default values to be used where surface reflectance factors not known: Ceilings: 0.7 ; Walls: 0.5; Floors: 0.2 3. The working plane is 0 metres above finished floor level.	-	-	0	Noise intrusion from external sources: equivalent continuous sound pressure level; 1hr. Daytime: 55 Night: Maximum f night: 1. Maximum value inside room space. 2. See Table 1 of HTM 08-01 Maximum internal noise from M&E services (NR): 45 1. See Table 2 of HTM 08-01. 2. All plant to be operating at maximum normal design duty. Sound insulation parameters: Privacy: Moderate Noise generation: Typical Noise sensitivity: Not Sensitive See Table 3 of HTM 08-01 Sound insulation rating: 37 1. Minimum value of noise sensitivity of receiving room. 2. See Table 4 of HTM 08-01. 3. Adjust for specific room adjacencies in accordance with table 5 of HTM 08-01.	-	FALSE
NSGH-EMC	V1321A1	Rest: Staff	20	None				10	-		NEG		150	Floor	0	0	TRUE	Ra 80	A	Lighting of the level and quality equal or nearly equal to that provided by normal lighting	Type of control: N N = Normal S = Selective V = Variable EM = Energy Management System Unified glare rating limit (UGRL): 19 Areas in which VDT present to comply with CIBSE Lighting Guide LG3 "The Visual Environment for Display Screen Use" Addendum 2001 General lighting notes: 1. Healthcare environment lighting installations to comply with CIBSE Lighting Guides LG2; LG3; & LG7 as applicable. 2. Default values to be used where surface reflectance factors not known: Ceilings: 0.7 ; Walls: 0.5; Floors: 0.2 3. The working plane is 0 metres above finished floor level.	-	-	0	Noise intrusion from external sources: equivalent continuous sound pressure level; 1hr. Daytime: 55 Night: Maximum f night: 1. Maximum value inside room space. 2. See Table 1 of HTM 08-01 Maximum internal noise from M&E services (NR): 45 1. See Table 2 of HTM 08-01. 2. All plant to be operating at maximum normal design duty. Sound insulation parameters: Privacy: Moderate Noise generation: Typical Noise sensitivity: Not Sensitive See Table 3 of HTM 08-01 Sound insulation rating: 37 1. Minimum value of noise sensitivity of receiving room. 2. See Table 4 of HTM 08-01. 3. Adjust for specific room adjacencies in accordance with table 5 of HTM 08-01.	-	FALSE
NSGH-REH	V1321A2	Patient changing room with cubicles; shower & wash: 10 places	22	None				10	-		NEG	100-150		Floor	0	0	TRUE	Ra 80	A	Lighting of the level and quality equal or nearly equal to that provided by normal lighting	Type of control: N N = Normal S = Selective V = Variable EM = Energy Management System Unified glare rating limit (UGRL): 19 Areas in which VDT present to comply with CIBSE Lighting Guide LG3 "The Visual Environment for Display Screen Use" Addendum 2001 General lighting notes: 1. Healthcare environment lighting installations to comply with CIBSE Lighting Guides LG2; LG3; & LG7 as applicable. 2. Default values to be used where surface reflectance factors not known: Ceilings: 0.7 ; Walls: 0.5; Floors: 0.2 3. The working plane is 0 metres above finished floor level.	-	-	0	Noise intrusion from external sources: equivalent continuous sound pressure level; 1hr. Daytime: 55 Night: Maximum f night: 1. Maximum value inside room space. 2. See Table 1 of HTM 08-01 Maximum internal noise from M&E services (NR): 45 1. See Table 2 of HTM 08-01. 2. All plant to be operating at maximum normal design duty. Sound insulation parameters: Privacy: Moderate Noise generation: Typical Noise sensitivity: Not Sensitive See Table 3 of HTM 08-01 Sound insulation rating: 37 1. Minimum value of noise sensitivity of receiving room. 2. See Table 4 of HTM 08-01. 3. Adjust for specific room adjacencies in accordance with table 5 of HTM 08-01.	-	FALSE
NSGH-GENW	V1321B	Shower room: ambulant	22	None				10	-		NEG		200	Floor	0	0	TRUE	Ra 80	A	Lighting of the level and quality equal or nearly equal to that provided by normal lighting	Type of control: N N = Normal S = Selective V = Variable EM = Energy Management System Unified glare rating limit (UGRL): 19 Areas in which VDT present to comply with CIBSE Lighting Guide LG3 "The Visual Environment for Display Screen Use" Addendum 2001 General lighting notes: 1. Healthcare environment lighting installations to comply with CIBSE Lighting Guides LG2; LG3; & LG7 as applicable. 2. Default values to be used where surface reflectance factors not known: Ceilings: 0.7 ; Walls: 0.5; Floors: 0.2 3. The working plane is 0 metres above finished floor level.	-	-	0	Noise intrusion from external sources: equivalent continuous sound pressure level; 1hr. Daytime: 55 Night: Maximum f night: 1. Maximum value inside room space. 2. See Table 1 of HTM 08-01 Maximum internal noise from M&E services (NR): 45 1. See Table 2 of HTM 08-01. 2. All plant to be operating at maximum normal design duty. Sound insulation parameters: Privacy: Moderate Noise generation: Typical Noise sensitivity: Not Sensitive See Table 3 of HTM 08-01 Sound insulation rating: 37 1. Minimum value of noise sensitivity of receiving room. 2. See Table 4 of HTM 08-01. 3. Adjust for specific room adjacencies in accordance with table 5 of HTM 08-01.	-	FALSE
NSGH-OPD	V1323A	Shower room: semi-ambulant: standing use	22	None				10	-		NEG		200	Floor	0	0	TRUE	Ra 80	A	Lighting of the level and quality equal or nearly equal to that provided by normal lighting	Type of control: N N = Normal S = Selective V = Variable EM = Energy Management System Unified glare rating limit (UGRL): 19 Areas in which VDT present to comply with CIBSE Lighting Guide LG3 "The Visual Environment for Display Screen Use" Addendum 2001 General lighting notes: 1. Healthcare environment lighting installations to comply with CIBSE Lighting Guides LG2; LG3; & LG7 as applicable. 2. Default values to be used where surface reflectance factors not known: Ceilings: 0.7 ; Walls: 0.5; Floors: 0.2 3. The working plane is 0 metres above finished floor level.	-	-	0	Noise intrusion from external sources: equivalent continuous sound pressure level; 1hr. Daytime: 55 Night: Maximum f night: 1. Maximum value inside room space. 2. See Table 1 of HTM 08-01 Maximum internal noise from M&E services (NR): 45 1. See Table 2 of HTM 08-01. 2. All plant to be operating at maximum normal design duty. Sound insulation parameters: Privacy: Moderate Noise generation: Typical Noise sensitivity: Not Sensitive See Table 3 of HTM 08-01 Sound insulation rating: 37 1. Minimum value of noise sensitivity of receiving room. 2. See Table 4 of HTM 08-01. 3. Adjust for specific room adjacencies in accordance with table 5 of HTM 08-01.	-	FALSE
NSGH-OPD	V1406B	WC and handrinse: specimen; wheelchair accessible With pass-through hatch	20	None				10	-	Mechanical Ventilation (extract) is required.	NEG		200	Floor	0	0	TRUE	Ra 80	A	Lighting of the level and quality equal or nearly equal to that provided by normal lighting	Type of control: N N = Normal S = Selective V = Variable EM = Energy Management System Unified glare rating limit (UGRL): 19 Areas in which VDT present to comply with CIBSE Lighting Guide LG3 "The Visual Environment for Display Screen Use" Addendum 2001 General lighting notes: 1. Healthcare environment lighting installations to comply with CIBSE Lighting Guides LG2; LG3; & LG7 as applicable. 2. Default values to be used where surface reflectance factors not known: Ceilings: 0.7 ; Walls: 0.5; Floors: 0.2 3. The working plane is 0 metres above finished floor level.	70	45	50	Ref: HTM2045	-	FALSE
NSGH-RAG/F	V1631B	Shower room: independent wheelchair	22	None				10	-		NEG		200	Floor	0	0	TRUE	Ra 80	A	Lighting of the level and quality equal or nearly equal to that provided by normal lighting	Type of control: N N = Normal S = Selective V = Variable EM = Energy Management System Unified glare rating limit (UGRL): 19 Areas in which VDT present to comply with CIBSE Lighting Guide LG3 "The Visual Environment for Display Screen Use" Addendum 2001 General lighting notes: 1. Healthcare environment lighting installations to comply with CIBSE Lighting Guides LG2; LG3; & LG7 as applicable. 2. Default values to be used where surface reflectance factors not known: Ceilings: 0.7 ; Walls: 0.5; Floors: 0.2 3. The working plane is 0 metres above finished floor level.	-	40	50	Noise intrusion from external sources: equivalent continuous sound pressure level; 1hr. Maximum night: 1. Maximum value inside room space. 2. See Table 1 of HTM 08-01 Maximum internal noise from M&E services (NR): 40 1. See Table 2 of HTM 08-01. 2. All plant to be operating at maximum normal design duty. See Table 3 of HTM 08-01	-	FALSE
NSGH-CCW	V1635B	Shower room: assisted	22	None				10	-		NEG		200	Floor	0	0	TRUE	Ra 80	A	Lighting of the level and quality equal or nearly equal to that provided by normal lighting	Type of control: N N = Normal S = Selective V = Variable EM = Energy Management System Unified glare rating limit (UGRL): 19 Areas in which VDT present to comply with CIBSE Lighting Guide LG3 "The Visual Environment for Display Screen Use" Addendum 2001 General lighting notes: 1. Healthcare environment lighting installations to comply with CIBSE Lighting Guides LG2; LG3; & LG7 as applicable. 2. Default values to be used where surface reflectance factors not known: Ceilings: 0.7 ; Walls: 0.5; Floors: 0.2 3. The working plane is 0 metres above finished floor level.	-	-	0	Noise intrusion from external sources: equivalent continuous sound pressure level; 1hr. Daytime: 55 Night: Maximum f night: 1. Maximum value inside room space. 2. See Table 1 of HTM 08-01 Maximum internal noise from M&E services (NR): 45 1. See Table 2 of HTM 08-01. 2. All plant to be operating at maximum normal design duty. Sound insulation parameters: Privacy: Moderate Noise generation: Typical Noise sensitivity: Not Sensitive See Table 3 of HTM 08-01 Sound insulation rating: 37 1. Minimum value of noise sensitivity of receiving room. 2. See Table 4 of HTM 08-01. 3. Adjust for specific room adjacencies in accordance with table 5 of HTM 08-01.	-	FALSE
NSGH-ENT	V1638A	Adult WC/Change	22	None				10	-		NEG		200	Floor	0	0	TRUE	Ra 80	A	Lighting of the level and quality equal or nearly equal to that provided by normal lighting	Type of control: N N = Normal S = Selective V = Variable EM = Energy Management System Unified glare rating limit (UGRL): 19 Areas in which VDT present to comply with CIBSE Lighting Guide LG3 "The Visual Environment for Display Screen Use" Addendum 2001 General lighting notes: 1. Healthcare environment lighting installations to comply with CIBSE Lighting Guides LG2; LG3; & LG7 as applicable. 2. Default values to be used where surface reflectance factors not known: Ceilings: 0.7 ; Walls: 0.5; Floors: 0.2 3. The working plane is 0 metres above finished floor level.	-	-	0	Noise intrusion from external sources: equivalent continuous sound pressure level; 1hr. Daytime: 45dB (en-suite) 55dB (public/staff) Noise from M&E services: 40 NR. All plant operating at maximum normal design duty. Sound-insulation parameters: Privacy: moderate Noise generation: typical Noise sensitivity: not sensitive Sound-insulation rating: 37 dB weighted standardised level difference. Refer to HTM 08-01; including tables 1-5	-	FALSE
NCH-GENW	V1643C	Shower room: en-suite	22	None				10	-		NEG		200	Floor	0	0	TRUE	Ra 80	A	Lighting of the level and quality equal or nearly equal to that provided by normal lighting	Type of control: N N = Normal S = Selective V = Variable EM = Energy Management System Unified glare rating limit (UGRL): 19 Areas in which VDT present to comply with CIBSE Lighting Guide LG3 "The Visual Environment for Display Screen Use" Addendum 2001 General lighting notes: 1. Healthcare environment lighting installations to comply with CIBSE Lighting Guides LG2; LG3; & LG7 as applicable. 2. Default values to be used where surface reflectance factors not known: Ceilings: 0.7 ; Walls: 0.5; Floors: 0.2 3. The working plane is 0 metres above finished floor level.	-	-	0	Noise intrusion from external sources: equivalent continuous sound pressure level; 1hr. Daytime: 55 Night: Maximum f night: 1. Maximum value inside room space. 2. See Table 1 of HTM 08-01 Maximum internal noise from M&E services (NR): 40 1. See Table 2 of HTM 08-01. 2. All plant to be operating at maximum normal design duty. Sound insulation parameters: Privacy: Moderate Noise generation: Typical Noise sensitivity: Not Sensitive See Table 3 of HTM 08-01 Sound insulation rating: 37 1. Minimum value of noise sensitivity of receiving room. 2. See Table 4 of HTM 08-01. 3. Adjust for specific room adjacencies in accordance with table 5 of HTM 08-01.	-	FALSE
NSGH-STW	V1645B	Shower room: en-suite chamfered	22	None				10	-		NEG		200	Floor	0	0	TRUE	Ra 80	A	Lighting of the level and quality equal or nearly equal to that provided by normal lighting	Type of control: N N = Normal S = Selective V = Variable EM = Energy Management System Unified glare rating limit (UGRL): 19 Areas in which VDT present to comply with CIBSE Lighting Guide LG3 "The Visual Environment for Display Screen Use" Addendum 2001 General lighting notes: 1. Healthcare environment lighting installations to comply with CIBSE Lighting Guides LG2; LG3; & LG7 as applicable. 2. Default values to be used where surface reflectance factors not known: Ceilings: 0.7 ; Walls: 0.5; Floors: 0.2 3. The working plane is 0 metres above finished floor level.	-	-		Noise intrusion from external sources: equivalent continuous sound pressure level; 1hr. Daytime: 55 Night: Maximum f night: 1. Maximum value inside room space. 2. See Table 1 of HTM 08-01 Maximum internal noise from M&E services (NR): 40 1. See Table 2 of HTM 08-01. 2. All plant to be operating at maximum normal design duty. Sound insulation parameters: Privacy: Moderate Noise generation: Typical Noise sensitivity: Not Sensitive See Table 3 of HTM 08-01 Sound insulation rating: 37 1. Minimum value of noise sensitivity of receiving room. 2. See Table 4 of HTM 08-01. 3. Adjust for specific room adjacencies in accordance with table 5 of HTM 08-01. Acoustics: 1. Acoustic design to be compliant with HTM 08-01. 2. Maximum weighted standardised impact sound pressure level (L'nT;w) to be 65 dB for floors over noise sensitive areas. 2. A minimum Speech Transmission Index (STI) of 0.5 to BS EN 60268-16 (or equivalent standard) to apply to assessing speech intelligibility of audio systems for public announcements.	-	
NSGH-GENW	V1645B	Shower room: en-suite	22	None				10	-		NEG		200	Floor	0	0	TRUE	Ra 80	A	Lighting of the level and quality equal or nearly equal to that provided by normal lighting	Type of control: N N = Normal S = Selective V = Variable EM = Energy Management System Unified glare rating limit (UGRL): 19 Areas in which VDT present to comply with CIBSE Lighting Guide LG3 "The Visual Environment for Display Screen Use" Addendum 2001 General lighting notes: 1. Healthcare environment lighting installations to comply with CIBSE Lighting Guides LG2; LG3; & LG7 as applicable. 2. Default values to be used where surface reflectance factors not known: Ceilings: 0.7 ; Walls: 0.5; Floors: 0.2 3. The working plane is 0 metres above finished floor level.	-	-	0	Noise intrusion from external sources: equivalent continuous sound pressure level; 1hr. Daytime: 55 Night: Maximum f night: 1. Maximum value inside room space. 2. See Table 1 of HTM 08-01 Maximum internal noise from M&E services (NR): 45 1. See Table 2 of HTM 08-01. 2. All plant to be operating at maximum normal design duty. Sound insulation parameters: Privacy: Moderate Noise generation: Typical Noise sensitivity: Not Sensitive See Table 3 of HTM 08-01 Sound insulation rating: 37 1. Minimum value of noise sensitivity of receiving room. 2. See Table 4 of HTM 08-01. 3. Adjust for specific room adjacencies in accordance with table 5 of HTM 08-01.	-	FALSE
NSGH-STW	V1645B1	Shower room: en-suite chamfered: Dual-access	22	None				10	-		NEG		200	Floor	0	0	TRUE	Ra 80	A	Lighting of the level and quality equal or nearly equal to that provided by normal lighting	Type of control: N N = Normal S = Selective V = Variable EM = Energy Management System Unified glare rating limit (UGRL): 19 Areas in which VDT present to comply with CIBSE Lighting Guide LG3 "The Visual Environment for Display Screen Use" Addendum 2001 General lighting notes: 1. Healthcare environment lighting installations to comply with CIBSE Lighting Guides LG2; LG3; & LG7 as applicable. 2. Default values to be used where surface reflectance factors not known: Ceilings: 0.7 ; Walls: 0.5; Floors: 0.2 3. The working plane is 0 metres above finished floor level.	-	-		Noise intrusion from external sources: equivalent continuous sound pressure level; 1hr. Daytime: 55 Night: Maximum f night: 1. Maximum value inside room space. 2. See Table 1 of HTM 08-01 Maximum internal noise from M&E services (NR): 40 1. See Table 2 of HTM 08-01. 2. All plant to be operating at maximum normal design duty. Sound insulation parameters: Privacy: Moderate Noise generation: Typical Noise sensitivity: Not Sensitive See Table 3 of HTM 08-01 Sound insulation rating: 37 1. Minimum value of noise sensitivity of receiving room. 2. See Table 4 of HTM 08-01. 3. Adjust for specific room adjacencies in accordance with table 5 of HTM 08-01. Acoustics: 1. Acoustic design to be compliant with HTM 08-01. 2. Maximum weighted standardised impact sound pressure level (L'nT;w) to be 65 dB for floors over noise sensitive areas. 2. A minimum Speech Transmission Index (STI) of 0.5 to BS EN 60268-16 (or equivalent standard) to apply to assessing speech intelligibility of audio systems for public announcements.	-	
NCH-SCHW	V1715C	WC and wash: en-suite: wheelchair accessible Domestic type: with unbreakable mirror	20	None				10	-		NEG		200	Floor	0	0	TRUE	Ra 80	A	Lighting of the level and quality equal or nearly equal to that provided by normal lighting	Type of control: N N = Normal S = Selective V = Variable EM = Energy Management System Unified glare rating limit (UGRL): 19 Areas in which VDT present to comply with CIBSE Lighting Guide LG3 "The Visual Environment for Display Screen Use" Addendum 2001 General lighting notes: 1. Healthcare environment lighting installations to comply with CIBSE Lighting Guides LG2; LG3; & LG7 as applicable. 2. Default values to be used where surface reflectance factors not known: Ceilings: 0.7 ; Walls: 0.5; Floors: 0.2 3. The working plane is 0 metres above finished floor level.	70	45	50	Ref: HTM2045	-	FALSE
NCH-MDU	V1715C1	Bath: WC and wash: en-suite: wheelchair accessible Domestic type: with unbreakable mirror	20	None				10	8		NEG		200	Floor	0	0	TRUE	Ra 80	A	Lighting of the level and quality equal or nearly equal to that provided by normal lighting	Type of control: N N = Normal S = Selective V = Variable EM = Energy Management System Unified glare rating limit (UGRL): 19 Areas in which VDT present to comply with CIBSE Lighting Guide LG3 "The Visual Environment for Display Screen Use" Addendum 2001 General lighting notes: 1. Healthcare environment lighting installations to comply with CIBSE Lighting Guides LG2; LG3; & LG7 as applicable. 2. Default values to be used where surface reflectance factors not known: Ceilings: 0.7 ; Walls: 0.5; Floors: 0.2 3. The working plane is 0 metres above finished floor level.	70	45		Ref: HTM2045	-	
NCH-CP	V1726C	Bathroom: semi-ambulant	22	None				10	8		NEG		200	Floor	0	0	TRUE	Ra 80	A	Lighting of the level and quality equal or nearly equal to that provided by normal lighting	Type of control: N N = Normal S = Selective V = Variable EM = Energy Management System Unified glare rating limit (UGRL): 19 Areas in which VDT present to comply with CIBSE Lighting Guide LG3 "The Visual Environment for Display Screen Use" Addendum 2001 General lighting notes: 1. Healthcare environment lighting installations to comply with CIBSE Lighting Guides LG2; LG3; & LG7 as applicable. 2. Default values to be used where surface reflectance factors not known: Ceilings: 0.7 ; Walls: 0.5; Floors: 0.2 3. The working plane is 0 metres above finished floor level.	-	-	0	Noise intrusion from external sources: equivalent continuous sound pressure level; 1hr. Daytime: 55 Night: Maximum f night: 1. Maximum value inside room space. 2. See Table 1 of HTM 08-01 Maximum internal noise from M&E services (NR): 45 1. See Table 2 of HTM 08-01. 2. All plant to be operating at maximum normal design duty. Sound insulation parameters: Privacy: Moderate Noise generation: Typical Noise sensitivity: Not Sensitive See Table 3 of HTM 08-01 Sound insulation rating: 37 1. Minimum value of noise sensitivity of receiving room. 2. See Table 4 of HTM 08-01. 3. Adjust for specific room adjacencies in accordance with table 5 of HTM 08-01.	-	FALSE
NSGH_END	V1727A	WC with bidet: semi-ambulant	20	None				10	-		NEG		200	Floor	0	0	TRUE	Ra 80	A	Lighting of the level and quality equal or nearly equal to that provided by normal lighting	Type of control: N N = Normal S = Selective V = Variable EM = Energy Management System Unified glare rating limit (UGRL): 19 Areas in which VDT present to comply with CIBSE Lighting Guide LG3 "The Visual Environment for Display Screen Use" Addendum 2001 General lighting notes: 1. Healthcare environment lighting installations to comply with CIBSE Lighting Guides LG2; LG3; & LG7 as applicable. 2. Default values to be used where surface reflectance factors not known: Ceilings: 0.7 ; Walls: 0.5; Floors: 0.2 3. The working plane is 0 metres above finished floor level.	-	-	0	Noise intrusion from external sources: equivalent continuous sound pressure level; 1hr. Daytime: 55 Night: Maximum f night: 1. Maximum value inside room space. 2. See Table 1 of HTM 08-01 Maximum internal noise from M&E services (NR): 45 1. See Table 2 of HTM 08-01. 2. All plant to be operating at maximum normal design duty. Sound insulation parameters: Privacy: Moderate Noise generation: Typical Noise sensitivity: Not Sensitive See Table 3 of HTM 08-01 Sound insulation rating: 37 1. Minimum value of noise sensitivity of receiving room. 2. See Table 4 of HTM 08-01. 3. Adjust for specific room adjacencies in accordance with table 5 of HTM 08-01.	-	FALSE
NSGH-STW	V1736B	Bathroom: assisted	22	None				10	8		NEG		200	Floor	0	0	TRUE	Ra 80	A	Lighting of the level and quality equal or nearly equal to that provided by normal lighting	Type of control: N N = Normal S = Selective V = Variable EM = Energy Management System Unified glare rating limit (UGRL): 19 Areas in which VDT present to comply with CIBSE Lighting Guide LG3 "The Visual Environment for Display Screen Use" Addendum 2001 General lighting notes: 1. Healthcare environment lighting installations to comply with CIBSE Lighting Guides LG2; LG3; & LG7 as applicable. 2. Default values to be used where surface reflectance factors not known: Ceilings: 0.7 ; Walls: 0.5; Floors: 0.2 3. The working plane is 0 metres above finished floor level.	-	-	0	Noise intrusion from external sources: equivalent continuous sound pressure level; 1hr. Daytime: 55 Night: Maximum f night: 1. Maximum value inside room space. 2. See Table 1 of HTM 08-01 Maximum internal noise from M&E services (NR): 45 1. See Table 2 of HTM 08-01. 2. All plant to be operating at maximum normal design duty. Sound insulation parameters: Privacy: Moderate Noise generation: Typical Noise sensitivity: Not Sensitive See Table 3 of HTM 08-01 Sound insulation rating: 37 1. Minimum value of noise sensitivity of receiving room. 2. See Table 4 of HTM 08-01. 3. Adjust for specific room adjacencies in accordance with table 5 of HTM 08-01.	-	FALSE
NSGH-DMW	V1736B1	Bathroom: assisted - Dermatology	22	None				10	8		NEG		200	Floor	0	0	TRUE	Ra 80	A	Lighting of the level and quality equal or nearly equal to that provided by normal lighting	Type of control: N N = Normal S = Selective V = Variable EM = Energy Management System Unified glare rating limit (UGRL): 19 Areas in which VDT present to comply with CIBSE Lighting Guide LG3 "The Visual Environment for Display Screen Use" Addendum 2001 General lighting notes: 1. Healthcare environment lighting installations to comply with CIBSE Lighting Guides LG2; LG3; & LG7 as applicable. 2. Default values to be used where surface reflectance factors not known: Ceilings: 0.7 ; Walls: 0.5; Floors: 0.2 3. The working plane is 0 metres above finished floor level.	-	-		Noise intrusion from external sources: equivalent continuous sound pressure level; 1hr. Daytime: 55 Night: Maximum f night: 1. Maximum value inside room space. 2. See Table 1 of HTM 08-01 Maximum internal noise from M&E services (NR): 45 1. See Table 2 of HTM 08-01. 2. All plant to be operating at maximum normal design duty. Sound insulation parameters: Privacy: Moderate Noise generation: Typical Noise sensitivity: Not Sensitive See Table 3 of HTM 08-01 Sound insulation rating: 37 1. Minimum value of noise sensitivity of receiving room. 2. See Table 4 of HTM 08-01. 3. Adjust for specific room adjacencies in accordance with table 5 of HTM 08-01. Acoustics: 1. Acoustic design to be compliant with HTM 08-01. 2. Maximum weighted standardised impact sound pressure level (L'nT;w) to be 65 dB for floors over noise sensitive areas. 2. A minimum Speech Transmission Index (STI) of 0.5 to BS EN 60268-16 (or equivalent standard) to apply to assessing speech intelligibility of audio systems for public announcements.	-	
NSGH-DMW	V1736B1	Bathroom: assisted - Dermatology	22	None				10	8		NEG		200	Floor	0	0	TRUE	Ra 80	A	Lighting of the level and quality equal or nearly equal to that provided by normal lighting	Type of control: N N = Normal S = Selective V = Variable EM = Energy Management System Unified glare rating limit (UGRL): 19 Areas in which VDT present to comply with CIBSE Lighting Guide LG3 "The Visual Environment for Display Screen Use" Addendum 2001 General lighting notes: 1. Healthcare environment lighting installations to comply with CIBSE Lighting Guides LG2; LG3; & LG7 as applicable. 2. Default values to be used where surface reflectance factors not known: Ceilings: 0.7 ; Walls: 0.5; Floors: 0.2 3. The working plane is 0 metres above finished floor level.	-	-		Noise intrusion from external sources: equivalent continuous sound pressure level; 1hr. Daytime: 55 Night: Maximum f night: 1. Maximum value inside room space. 2. See Table 1 of HTM 08-01 Maximum internal noise from M&E services (NR): 45 1. See Table 2 of HTM 08-01. 2. All plant to be operating at maximum normal design duty. Sound insulation parameters: Privacy: Moderate Noise generation: Typical Noise sensitivity: Not Sensitive See Table 3 of HTM 08-01 Sound insulation rating: 37 1. Minimum value of noise sensitivity of receiving room. 2. See Table 4 of HTM 08-01. 3. Adjust for specific room adjacencies in accordance with table 5 of HTM 08-01. Acoustics: 1. Acoustic design to be compliant with HTM 08-01. 2. Maximum weighted standardised impact sound pressure level (L'nT;w) to be 65 dB for floors over noise sensitive areas. 2. A minimum Speech Transmission Index (STI) of 0.5 to BS EN 60268-16 (or equivalent standard) to apply to assessing speech intelligibility of audio systems for public announcements.	-	
NSGH-THE	W0108A	Store: equipment: local to theatre	16	None				2	2		BAL		200	Floor	0	0	TRUE	Ra 80	A	Lighting of the level and quality equal or nearly equal to that provided by normal lighting	Type of control: N N = Normal S = Selective V = Variable EM = Energy Management System Unified glare rating limit (UGRL): 19 Areas in which VDT present to comply with CIBSE Lighting Guide LG3 "The Visual Environment for Display Screen Use" Addendum 2001 General lighting notes: 1. Healthcare environment lighting installations to comply with CIBSE Lighting Guides LG2; LG3; & LG7 as applicable. 2. Default values to be used where surface reflectance factors not known: Ceilings: 0.7 ; Walls: 0.5; Floors: 0.2 3. The working plane is 0 metres above finished floor level.	-	-	0		-	FALSE
NSGH-THE	W0113A	Store: clinical equipment	16	None				2	2		BAL		200	Floor	0	0	TRUE	Ra 80	A	Lighting of the level and quality equal or nearly equal to that provided by normal lighting	Type of control: N N = Normal S = Selective V = Variable EM = Energy Management System Unified glare rating limit (UGRL): 19 Areas in which VDT present to comply with CIBSE Lighting Guide LG3 "The Visual Environment for Display Screen Use" Addendum 2001 General lighting notes: 1. Healthcare environment lighting installations to comply with CIBSE Lighting Guides LG2; LG3; & LG7 as applicable. 2. Default values to be used where surface reflectance factors not known: Ceilings: 0.7 ; Walls: 0.5; Floors: 0.2 3. The working plane is 0 metres above finished floor level.	-	-	0		-	FALSE
NSGH-THE	W0115A	Store: bulk supplies	16	None			-		1.5	Mechanical ventilation (supply): Minimum 0.1m3/s.	POS		200	Floor	0	0	TRUE	Ra 80	A	Lighting of the level and quality equal or nearly equal to that provided by normal lighting	Type of control: N N = Normal S = Selective V = Variable EM = Energy Management System Unified glare rating limit (UGRL): 19 Areas in which VDT present to comply with CIBSE Lighting Guide LG3 "The Visual Environment for Display Screen Use" Addendum 2001 General lighting notes: 1. Healthcare environment lighting installations to comply with CIBSE Lighting Guides LG2; LG3; & LG7 as applicable. 2. Default values to be used where surface reflectance factors not known: Ceilings: 0.7 ; Walls: 0.5; Floors: 0.2 3. The working plane is 0 metres above finished floor level.	-	-	0		-	FALSE
NCH-CCW	W0115C	Store: bulk supplies	16	None			-		1.5	Mechanical ventilation (supply): Minimum 0.1m3/s.	POS		200	Floor	0	0	TRUE	Ra 80	A	Lighting of the level and quality equal or nearly equal to that provided by normal lighting	Type of control: N N = Normal S = Selective V = Variable EM = Energy Management System Unified glare rating limit (UGRL): 19 Areas in which VDT present to comply with CIBSE Lighting Guide LG3 "The Visual Environment for Display Screen Use" Addendum 2001 General lighting notes: 1. Healthcare environment lighting installations to comply with CIBSE Lighting Guides LG2; LG3; & LG7 as applicable. 2. Default values to be used where surface reflectance factors not known: Ceilings: 0.7 ; Walls: 0.5; Floors: 0.2 3. The working plane is 0 metres above finished floor level.	-	-	0		-	FALSE
NSGH-CCW	W0116A	Store: bulk supplies	16	None			-		1.5	Mechanical ventilation (supply): Minimum 0.1m3/s.	POS		200	Floor	0	0	TRUE	Ra 80	A	Lighting of the level and quality equal or nearly equal to that provided by normal lighting	Type of control: N N = Normal S = Selective V = Variable EM = Energy Management System Unified glare rating limit (UGRL): 19 Areas in which VDT present to comply with CIBSE Lighting Guide LG3 "The Visual Environment for Display Screen Use" Addendum 2001 General lighting notes: 1. Healthcare environment lighting installations to comply with CIBSE Lighting Guides LG2; LG3; & LG7 as applicable. 2. Default values to be used where surface reflectance factors not known: Ceilings: 0.7 ; Walls: 0.5; Floors: 0.2 3. The working plane is 0 metres above finished floor level.	-	-			-	
NCH-THE	W0118C	Store: Clean flexible endoscopes	16	None				2	2		BAL		200	Floor	0	0	TRUE	Ra 80	A	Lighting of the level and quality equal or nearly equal to that provided by normal lighting	Type of control: N N = Normal S = Selective V = Variable EM = Energy Management System Unified glare rating limit (UGRL): 19 Areas in which VDT present to comply with CIBSE Lighting Guide LG3 "The Visual Environment for Display Screen Use" Addendum 2001 General lighting notes: 1. Healthcare environment lighting installations to comply with CIBSE Lighting Guides LG2; LG3; & LG7 as applicable. 2. Default values to be used where surface reflectance factors not known: Ceilings: 0.7 ; Walls: 0.5; Floors: 0.2 3. The working plane is 0 metres above finished floor level.	-	-	0		-	FALSE
NSGH-RAG/F	W0120A	Store: catheters and sterile packs	16	None				2	2		BAL		200	Floor	0	0	TRUE	Ra 80	A	Lighting of the level and quality equal or nearly equal to that provided by normal lighting	Type of control: N N = Normal S = Selective V = Variable EM = Energy Management System Unified glare rating limit (UGRL): 19 Areas in which VDT present to comply with CIBSE Lighting Guide LG3 "The Visual Environment for Display Screen Use" Addendum 2001 General lighting notes: 1. Healthcare environment lighting installations to comply with CIBSE Lighting Guides LG2; LG3; & LG7 as applicable. 2. Default values to be used where surface reflectance factors not known: Ceilings: 0.7 ; Walls: 0.5; Floors: 0.2 3. The working plane is 0 metres above finished floor level.	-	-	0		-	FALSE
NSGH-THE	W0121A	Store: catheters and sterile packs	16	None				2	2		BAL		200	Floor	0	0	TRUE	Ra 80	A	Lighting of the level and quality equal or nearly equal to that provided by normal lighting	Type of control: N N = Normal S = Selective V = Variable EM = Energy Management System Unified glare rating limit (UGRL): 19 Areas in which VDT present to comply with CIBSE Lighting Guide LG3 "The Visual Environment for Display Screen Use" Addendum 2001 General lighting notes: 1. Healthcare environment lighting installations to comply with CIBSE Lighting Guides LG2; LG3; & LG7 as applicable. 2. Default values to be used where surface reflectance factors not known: Ceilings: 0.7 ; Walls: 0.5; Floors: 0.2 3. The working plane is 0 metres above finished floor level.	-	-	0		-	FALSE
NSGH-AAU	W0129B	Store: bulk supplies	16	None			-		1.5	Mechanical ventilation (supply): Minimum 0.1m3/s.	POS		200	Floor	0	0	TRUE	Ra 80	A	Lighting of the level and quality equal or nearly equal to that provided by normal lighting	Type of control: N N = Normal S = Selective V = Variable EM = Energy Management System Unified glare rating limit (UGRL): 19 Areas in which VDT present to comply with CIBSE Lighting Guide LG3 "The Visual Environment for Display Screen Use" Addendum 2001 General lighting notes: 1. Healthcare environment lighting installations to comply with CIBSE Lighting Guides LG2; LG3; & LG7 as applicable. 2. Default values to be used where surface reflectance factors not known: Ceilings: 0.7 ; Walls: 0.5; Floors: 0.2 3. The working plane is 0 metres above finished floor level.	-	-			-	
NCH-THE	W0129C	Store: bulk supplies	16	None			-		1.5	Mechanical ventilation (supply): Minimum 0.1m3/s.	POS		200	Floor	0	0	TRUE	Ra 80	A	Lighting of the level and quality equal or nearly equal to that provided by normal lighting	Type of control: N N = Normal S = Selective V = Variable EM = Energy Management System Unified glare rating limit (UGRL): 19 Areas in which VDT present to comply with CIBSE Lighting Guide LG3 "The Visual Environment for Display Screen Use" Addendum 2001 General lighting notes: 1. Healthcare environment lighting installations to comply with CIBSE Lighting Guides LG2; LG3; & LG7 as applicable. 2. Default values to be used where surface reflectance factors not known: Ceilings: 0.7 ; Walls: 0.5; Floors: 0.2 3. The working plane is 0 metres above finished floor level.	-	-	0		-	FALSE
NSGH-PHA	W0214A	Goods reception and unpacking area Pharmacy support services: Purchase & distribution	16	None			-		-				200	Floor	0	0	TRUE	Ra 80	A	Lighting of the level and quality equal or nearly equal to that provided by normal lighting	Type of control: N N = Normal S = Selective V = Variable EM = Energy Management System Unified glare rating limit (UGRL): 19 Areas in which VDT present to comply with CIBSE Lighting Guide LG3 "The Visual Environment for Display Screen Use" Addendum 2001 General lighting notes: 1. Healthcare environment lighting installations to comply with CIBSE Lighting Guides LG2; LG3; & LG7 as applicable. 2. Default values to be used where surface reflectance factors not known: Ceilings: 0.7 ; Walls: 0.5; Floors: 0.2 3. The working plane is 0 metres above finished floor level.	-	-	0		-	FALSE
NSGH-MP	W0218C	Goods Out Area	16	None			-		-				200	Floor	0	0	TRUE	Ra 80	A	Lighting of the level and quality equal or nearly equal to that provided by normal lighting	Type of control: N N = Normal S = Selective V = Variable EM = Energy Management System Unified glare rating limit (UGRL): 19 Areas in which VDT present to comply with CIBSE Lighting Guide LG3 "The Visual Environment for Display Screen Use" Addendum 2001 General lighting notes: 1. Healthcare environment lighting installations to comply with CIBSE Lighting Guides LG2; LG3; & LG7 as applicable. 2. Default values to be used where surface reflectance factors not known: Ceilings: 0.7 ; Walls: 0.5; Floors: 0.2 3. The working plane is 0 metres above finished floor level.	-	-	0		-	FALSE
NSGH-MP	W0218C1	Reception with Goods in and out area	16	None			-		-				300	Desk	0	0	TRUE	Ra 80	A	Lighting of the level and quality equal or nearly equal to that provided by normal lighting	Type of control: N N = Normal S = Selective V = Variable EM = Energy Management System Unified glare rating limit (UGRL): 19 Areas in which VDT present to comply with CIBSE Lighting Guide LG3 "The Visual Environment for Display Screen Use" Addendum 2001 General lighting notes: 1. Healthcare environment lighting installations to comply with CIBSE Lighting Guides LG2; LG3; & LG7 as applicable. 2. Default values to be used where surface reflectance factors not known: Ceilings: 0.7 ; Walls: 0.5; Floors: 0.2 3. The working plane is 0.85 metres above finished floor level.	-	-			-	
NSGH-PHA	W0220A	Store: general Pharmacy support services: Purchase and distribution	16	None			-		-				200	Floor	0	0	TRUE	Ra 80	A	Lighting of the level and quality equal or nearly equal to that provided by normal lighting	Type of control: N N = Normal S = Selective V = Variable EM = Energy Management System Unified glare rating limit (UGRL): 19 Areas in which VDT present to comply with CIBSE Lighting Guide LG3 "The Visual Environment for Display Screen Use" Addendum 2001 General lighting notes: 1. Healthcare environment lighting installations to comply with CIBSE Lighting Guides LG2; LG3; & LG7 as applicable. 2. Default values to be used where surface reflectance factors not known: Ceilings: 0.7 ; Walls: 0.5; Floors: 0.2 3. The working plane is 0 metres above finished floor level.	-	-	0		-	FALSE
NSGH-DEC	W0237D	Store: assembly and Packing	16	None				2	2		BAL		200	Floor	0	0	TRUE	Ra 80	A	Lighting of the level and quality equal or nearly equal to that provided by normal lighting	Type of control: N N = Normal S = Selective V = Variable EM = Energy Management System Unified glare rating limit (UGRL): 19 Areas in which VDT present to comply with CIBSE Lighting Guide LG3 "The Visual Environment for Display Screen Use" Addendum 2001 General lighting notes: 1. Healthcare environment lighting installations to comply with CIBSE Lighting Guides LG2; LG3; & LG7 as applicable. 2. Default values to be used where surface reflectance factors not known: Ceilings: 0.7 ; Walls: 0.5; Floors: 0.2 3. The working plane is 0 metres above finished floor level.	-	-	0		-	FALSE
NSGH-PHA	W0247A	Controlled drugs store	16		25			2	2		BAL		500	Desk	0	0	TRUE	Ra 80	A	Lighting of the level and quality equal or nearly equal to that provided by normal lighting	Type of control: N N = Normal S = Selective V = Variable EM = Energy Management System Unified glare rating limit (UGRL): 19 Areas in which VDT present to comply with CIBSE Lighting Guide LG3 "The Visual Environment for Display Screen Use" Addendum 2001 General lighting notes: 1. Healthcare environment lighting installations to comply with CIBSE Lighting Guides LG2; LG3; & LG7 as applicable. 2. Default values to be used where surface reflectance factors not known: Ceilings: 0.7 ; Walls: 0.5; Floors: 0.2 3. The working plane is 0.85 metres above finished floor level.	-	-	0		-	FALSE
NSGH-PHA	W0247A1	Unlicenced medicines	16		25			2	2		BAL		500	Desk	0	0	TRUE	Ra 80	A	Lighting of the level and quality equal or nearly equal to that provided by normal lighting	Type of control: N N = Normal S = Selective V = Variable EM = Energy Management System Unified glare rating limit (UGRL): 19 Areas in which VDT present to comply with CIBSE Lighting Guide LG3 "The Visual Environment for Display Screen Use" Addendum 2001 General lighting notes: 1. Healthcare environment lighting installations to comply with CIBSE Lighting Guides LG2; LG3; & LG7 as applicable. 2. Default values to be used where surface reflectance factors not known: Ceilings: 0.7 ; Walls: 0.5; Floors: 0.2 3. The working plane is 0.85 metres above finished floor level.	-	-	0		-	FALSE
NSGH-PHA	W0254A1	Temperature controlled store - freezer	-20	None			-		-				200	Floor	0	0	TRUE	Ra 80	A	Lighting of the level and quality equal or nearly equal to that provided by normal lighting	Type of control: N N = Normal S = Selective V = Variable EM = Energy Management System Unified glare rating limit (UGRL): 19 Areas in which VDT present to comply with CIBSE Lighting Guide LG3 "The Visual Environment for Display Screen Use" Addendum 2001 General lighting notes: 1. Healthcare environment lighting installations to comply with CIBSE Lighting Guides LG2; LG3; & LG7 as applicable. 2. Default values to be used where surface reflectance factors not known: Ceilings: 0.7 ; Walls: 0.5; Floors: 0.2 3. The working plane is 0 metres above finished floor level.	-	40	50		-	FALSE
NSGH-PHA	W0254A2	Temperature controlled store - general	4	None			-		-				200	Floor	0	0	TRUE	Ra 80	A	Lighting of the level and quality equal or nearly equal to that provided by normal lighting	Type of control: N N = Normal S = Selective V = Variable EM = Energy Management System Unified glare rating limit (UGRL): 19 Areas in which VDT present to comply with CIBSE Lighting Guide LG3 "The Visual Environment for Display Screen Use" Addendum 2001 General lighting notes: 1. Healthcare environment lighting installations to comply with CIBSE Lighting Guides LG2; LG3; & LG7 as applicable. 2. Default values to be used where surface reflectance factors not known: Ceilings: 0.7 ; Walls: 0.5; Floors: 0.2 3. The working plane is 0 metres above finished floor level.	-	40	50		-	FALSE
NCH-REH	W0254A3	Fridge/Freezer area	16	None			-		-				200	Floor	0	0	TRUE	Ra 80	A	Lighting of the level and quality equal or nearly equal to that provided by normal lighting	Type of control: N N = Normal S = Selective V = Variable EM = Energy Management System Unified glare rating limit (UGRL): 19 Areas in which VDT present to comply with CIBSE Lighting Guide LG3 "The Visual Environment for Display Screen Use" Addendum 2001 General lighting notes: 1. Healthcare environment lighting installations to comply with CIBSE Lighting Guides LG2; LG3; & LG7 as applicable. 2. Default values to be used where surface reflectance factors not known: Ceilings: 0.7 ; Walls: 0.5; Floors: 0.2 3. The working plane is 0 metres above finished floor level.	-	40	50		-	FALSE
NCH-THE	W0254B	Store: satellite pharmacy Surgical procedure	16	None			-	3			POS		500	Desk	0	0	TRUE	Ra 80	A	Lighting of the level and quality equal or nearly equal to that provided by normal lighting	Type of control: N N = Normal S = Selective V = Variable EM = Energy Management System Unified glare rating limit (UGRL): 19 Areas in which VDT present to comply with CIBSE Lighting Guide LG3 "The Visual Environment for Display Screen Use" Addendum 2001 General lighting notes: 1. Healthcare environment lighting installations to comply with CIBSE Lighting Guides LG2; LG3; & LG7 as applicable. 2. Default values to be used where surface reflectance factors not known: Ceilings: 0.7 ; Walls: 0.5; Floors: 0.2 3. The working plane is 0.85 metres above finished floor level.	-	40	50		-	FALSE
NSGH-FM	W0317A	Store chemicals	16	None			3		-	Mechanical ventilation (extract): To suit overall design of area	NEG		200	Floor	0	0	TRUE	Ra 80	A	Lighting of the level and quality equal or nearly equal to that provided by normal lighting	Type of control: N N = Normal S = Selective V = Variable EM = Energy Management System Unified glare rating limit (UGRL): 19 Areas in which VDT present to comply with CIBSE Lighting Guide LG3 "The Visual Environment for Display Screen Use" Addendum 2001 General lighting notes: 1. Healthcare environment lighting installations to comply with CIBSE Lighting Guides LG2; LG3; & LG7 as applicable. 2. Default values to be used where surface reflectance factors not known: Ceilings: 0.7 ; Walls: 0.5; Floors: 0.2 3. The working plane is 0 metres above finished floor level.	-	-	0		-	FALSE
NSGH-EMC	W0532A2	Storage	16	None			3		-	Mechanical ventilation (extract): To suit overall design of area	NEG		200	Floor	0	0	TRUE	Ra 80	A	Lighting of the level and quality equal or nearly equal to that provided by normal lighting	Type of control: N N = Normal S = Selective V = Variable EM = Energy Management System Unified glare rating limit (UGRL): 19 Areas in which VDT present to comply with CIBSE Lighting Guide LG3 "The Visual Environment for Display Screen Use" Addendum 2001 General lighting notes: 1. Healthcare environment lighting installations to comply with CIBSE Lighting Guides LG2; LG3; & LG7 as applicable. 2. Default values to be used where surface reflectance factors not known: Ceilings: 0.7 ; Walls: 0.5; Floors: 0.2 3. The working plane is 0 metres above finished floor level.	-	40			-	
NSGH-OPD/REH	W0532B	Store: sterile supplies	16	None			-		3		POS		200	Floor	0	0	TRUE	Ra 80	A	Lighting of the level and quality equal or nearly equal to that provided by normal lighting	Type of control: N N = Normal S = Selective V = Variable EM = Energy Management System Unified glare rating limit (UGRL): 19 Areas in which VDT present to comply with CIBSE Lighting Guide LG3 "The Visual Environment for Display Screen Use" Addendum 2001 General lighting notes: 1. Healthcare environment lighting installations to comply with CIBSE Lighting Guides LG2; LG3; & LG7 as applicable. 2. Default values to be used where surface reflectance factors not known: Ceilings: 0.7 ; Walls: 0.5; Floors: 0.2 3. The working plane is 0 metres above finished floor level.	-	40	50		-	FALSE
NSGH-EMC	W0534A	Store and Clean Utility: sterile supplies	16	None				2	2		BAL		200	Floor	0	0	TRUE	Ra 80	A	Lighting of the level and quality equal or nearly equal to that provided by normal lighting	Type of control: N N = Normal S = Selective V = Variable EM = Energy Management System Unified glare rating limit (UGRL): 19 Areas in which VDT present to comply with CIBSE Lighting Guide LG3 "The Visual Environment for Display Screen Use" Addendum 2001 General lighting notes: 1. Healthcare environment lighting installations to comply with CIBSE Lighting Guides LG2; LG3; & LG7 as applicable. 2. Default values to be used where surface reflectance factors not known: Ceilings: 0.7 ; Walls: 0.5; Floors: 0.2 3. The working plane is 0 metres above finished floor level.	-	-	0		-	FALSE
NCH-REH	W0613C	Store: study casts/records	16	None			-		1.5	Mechanical ventilation (supply): Mechanical ventilation required if internal location.	POS		200	Floor	0	0	TRUE	Ra 80	A	Lighting of the level and quality equal or nearly equal to that provided by normal lighting	Type of control: N N = Normal S = Selective V = Variable EM = Energy Management System Unified glare rating limit (UGRL): 19 Areas in which VDT present to comply with CIBSE Lighting Guide LG3 "The Visual Environment for Display Screen Use" Addendum 2001 General lighting notes: 1. Healthcare environment lighting installations to comply with CIBSE Lighting Guides LG2; LG3; & LG7 as applicable. 2. Default values to be used where surface reflectance factors not known: Ceilings: 0.7 ; Walls: 0.5; Floors: 0.2 3. The working plane is 0 metres above finished floor level.	-	-	0	Noise intrusion from external sources: equivalent continuous sound pressure level; 1hr. Daytime: 55 Night: Maximum f night: 1. Maximum value inside room space. 2. See Table 1 of HTM 08-01 Maximum internal noise from M&E services (NR): 45 1. See Table 2 of HTM 08-01. 2. All plant to be operating at maximum normal design duty. Sound insulation parameters: Privacy: Not Private Noise generation: Low Noise sensitivity: Not Sensitive See Table 3 of HTM 08-01 Sound insulation rating: No Specific Rating 1. Minimum value of noise sensitivity of receiving room. 2. See Table 4 of HTM 08-01. 3. Adjust for specific room adjacencies in accordance with table 5 of HTM 08-01.	-	FALSE
NSGH-THE	W0650A	Blood bank refrigerator bay	18		25			2	2		BAL		300	Bench	0	0	TRUE	Ra 80	A	Lighting of the level and quality equal or nearly equal to that provided by normal lighting	Type of control: N N = Normal S = Selective V = Variable EM = Energy Management System Unified glare rating limit (UGRL): 19 Areas in which VDT present to comply with CIBSE Lighting Guide LG3 "The Visual Environment for Display Screen Use" Addendum 2001 General lighting notes: 1. Healthcare environment lighting installations to comply with CIBSE Lighting Guides LG2; LG3; & LG7 as applicable. 2. Default values to be used where surface reflectance factors not known: Ceilings: 0.7 ; Walls: 0.5; Floors: 0.2 3. The working plane is 0.85 metres above finished floor level.	-	-	0	Ref: HTM2045	-	FALSE
NSGH-ENT	W0704A	Store: general and linen	16	None			-		1.5	Mechanical ventilation (supply): Mechanical ventilation required if internal location.	POS		200	Floor	0	0	TRUE	Ra 80	A	Lighting of the level and quality equal or nearly equal to that provided by normal lighting	Type of control: N N = Normal S = Selective V = Variable EM = Energy Management System Unified glare rating limit (UGRL): 19 Areas in which VDT present to comply with CIBSE Lighting Guide LG3 "The Visual Environment for Display Screen Use" Addendum 2001 General lighting notes: 1. Healthcare environment lighting installations to comply with CIBSE Lighting Guides LG2; LG3; & LG7 as applicable. 2. Default values to be used where surface reflectance factors not known: Ceilings: 0.7 ; Walls: 0.5; Floors: 0.2 3. The working plane is 0 metres above finished floor level.	-	-	0		-	FALSE
NCH-ENT	W0704C	Store: for studio	16	None			-		1.5	Mechanical ventilation (supply): Mechanical ventilation required if internal location.	POS		200	Floor	0	0	TRUE	Ra 80	A	Lighting of the level and quality equal or nearly equal to that provided by normal lighting	Type of control: N N = Normal S = Selective V = Variable EM = Energy Management System Unified glare rating limit (UGRL): 19 Areas in which VDT present to comply with CIBSE Lighting Guide LG3 "The Visual Environment for Display Screen Use" Addendum 2001 General lighting notes: 1. Healthcare environment lighting installations to comply with CIBSE Lighting Guides LG2; LG3; & LG7 as applicable. 2. Default values to be used where surface reflectance factors not known: Ceilings: 0.7 ; Walls: 0.5; Floors: 0.2 3. The working plane is 0 metres above finished floor level.	-	-			-	
NSGH-FM	W1108-X1	Emergency Linen Store	16	None			-		1.5	Mechanical ventilation (supply): Mechanical ventilation required if internal location.	POS		200	Floor	0	0	TRUE	Ra 80	A	Lighting of the level and quality equal or nearly equal to that provided by normal lighting	Type of control: N N = Normal S = Selective V = Variable EM = Energy Management System Unified glare rating limit (UGRL): 19 Areas in which VDT present to comply with CIBSE Lighting Guide LG3 "The Visual Environment for Display Screen Use" Addendum 2001 General lighting notes: 1. Healthcare environment lighting installations to comply with CIBSE Lighting Guides LG2; LG3; & LG7 as applicable. 2. Default values to be used where surface reflectance factors not known: Ceilings: 0.7 ; Walls: 0.5; Floors: 0.2 3. The working plane is 0 metres above finished floor level.	-	-			-	
NSGH-CCW/CCU	W1123A	Store: bulk supplies: medical and surgical	16	None			-		1.5	Mechanical ventilation (supply): Mechanical ventilation required if internal location.	POS		200	Floor	0	0	TRUE	Ra 80	A	Lighting of the level and quality equal or nearly equal to that provided by normal lighting	Type of control: N N = Normal S = Selective V = Variable EM = Energy Management System Unified glare rating limit (UGRL): 19 Areas in which VDT present to comply with CIBSE Lighting Guide LG3 "The Visual Environment for Display Screen Use" Addendum 2001 General lighting notes: 1. Healthcare environment lighting installations to comply with CIBSE Lighting Guides LG2; LG3; & LG7 as applicable. 2. Default values to be used where surface reflectance factors not known: Ceilings: 0.7 ; Walls: 0.5; Floors: 0.2 3. The working plane is 0 metres above finished floor level.	-	-	0		-	FALSE
NSGH-GENW	W1123A/1	Store: bulk supplies: medical and surgical - Cluster	16	None			-		1.5	Mechanical ventilation (supply): Mechanical ventilation required if internal location.	POS		200	Floor	0	0	TRUE	Ra 80	A	Lighting of the level and quality equal or nearly equal to that provided by normal lighting	Type of control: N N = Normal S = Selective V = Variable EM = Energy Management System Unified glare rating limit (UGRL): 19 Areas in which VDT present to comply with CIBSE Lighting Guide LG3 "The Visual Environment for Display Screen Use" Addendum 2001 General lighting notes: 1. Healthcare environment lighting installations to comply with CIBSE Lighting Guides LG2; LG3; & LG7 as applicable. 2. Default values to be used where surface reflectance factors not known: Ceilings: 0.7 ; Walls: 0.5; Floors: 0.2 3. The working plane is 0 metres above finished floor level.	-	-	0		-	FALSE
NSGH-RENO/M	W1123A2	Store: bulk supplies: medical and surgical - Cluster	16	None			-		1.5	Mechanical ventilation (supply): Mechanical ventilation required if internal location.	POS		200	Floor	0	0	TRUE	Ra 80	A	Lighting of the level and quality equal or nearly equal to that provided by normal lighting	Type of control: N N = Normal S = Selective V = Variable EM = Energy Management System Unified glare rating limit (UGRL): 19 Areas in which VDT present to comply with CIBSE Lighting Guide LG3 "The Visual Environment for Display Screen Use" Addendum 2001 General lighting notes: 1. Healthcare environment lighting installations to comply with CIBSE Lighting Guides LG2; LG3; & LG7 as applicable. 2. Default values to be used where surface reflectance factors not known: Ceilings: 0.7 ; Walls: 0.5; Floors: 0.2 3. The working plane is 0 metres above finished floor level.	-	-			-	
NSGH-CCW	W1132A	Store: furniture: equipment and disposables	16	None			-		-				200	Floor	0	0	TRUE	Ra 80	A	Lighting of the level and quality equal or nearly equal to that provided by normal lighting	Type of control: N N = Normal S = Selective V = Variable EM = Energy Management System Unified glare rating limit (UGRL): 19 Areas in which VDT present to comply with CIBSE Lighting Guide LG3 "The Visual Environment for Display Screen Use" Addendum 2001 General lighting notes: 1. Healthcare environment lighting installations to comply with CIBSE Lighting Guides LG2; LG3; & LG7 as applicable. 2. Default values to be used where surface reflectance factors not known: Ceilings: 0.7 ; Walls: 0.5; Floors: 0.2 3. The working plane is 0 metres above finished floor level.	-	-			-	
NCH-GENW	W1132A1	Store: bed cot	16	None			-		1.5	Mechanical ventilation (supply): Mechanical ventilation required if internal location.	POS		200	Floor	0	0	TRUE	Ra 80	A	Lighting of the level and quality equal or nearly equal to that provided by normal lighting	Type of control: N N = Normal S = Selective V = Variable EM = Energy Management System Unified glare rating limit (UGRL): 19 Areas in which VDT present to comply with CIBSE Lighting Guide LG3 "The Visual Environment for Display Screen Use" Addendum 2001 General lighting notes: 1. Healthcare environment lighting installations to comply with CIBSE Lighting Guides LG2; LG3; & LG7 as applicable. 2. Default values to be used where surface reflectance factors not known: Ceilings: 0.7 ; Walls: 0.5; Floors: 0.2 3. The working plane is 0 metres above finished floor level.	-	-	0		-	FALSE
NCH-EMC	W1132A2	Trolley store - 6 ITU Trolleys or Incubators	16	None			-		1.5	Mechanical ventilation (supply): Mechanical ventilation required if internal location.	POS		200	Floor	0	0	TRUE	Ra 80	A	Lighting of the level and quality equal or nearly equal to that provided by normal lighting	Type of control: N N = Normal S = Selective V = Variable EM = Energy Management System Unified glare rating limit (UGRL): 19 Areas in which VDT present to comply with CIBSE Lighting Guide LG3 "The Visual Environment for Display Screen Use" Addendum 2001 General lighting notes: 1. Healthcare environment lighting installations to comply with CIBSE Lighting Guides LG2; LG3; & LG7 as applicable. 2. Default values to be used where surface reflectance factors not known: Ceilings: 0.7 ; Walls: 0.5; Floors: 0.2 3. The working plane is 0 metres above finished floor level.	-	-			-	
NSGH-FM	W1150C	Store: bulk fluid	16	None			-		1.5	Mechanical ventilation (supply): Mechanical ventilation required if internal location.	POS		200	Floor	0	0	TRUE	Ra 80	A	Lighting of the level and quality equal or nearly equal to that provided by normal lighting	Type of control: N N = Normal S = Selective V = Variable EM = Energy Management System Unified glare rating limit (UGRL): 19 Areas in which VDT present to comply with CIBSE Lighting Guide LG3 "The Visual Environment for Display Screen Use" Addendum 2001 General lighting notes: 1. Healthcare environment lighting installations to comply with CIBSE Lighting Guides LG2; LG3; & LG7 as applicable. 2. Default values to be used where surface reflectance factors not known: Ceilings: 0.7 ; Walls: 0.5; Floors: 0.2 3. The working plane is 0 metres above finished floor level.	-	-			-	
NSGH-REH	W1210B	Store: exercise equipment: activity area	16	None			-		-				200	Floor	0	0	TRUE	Ra 80	A	Lighting of the level and quality equal or nearly equal to that provided by normal lighting	Type of control: N N = Normal S = Selective V = Variable EM = Energy Management System Unified glare rating limit (UGRL): 19 Areas in which VDT present to comply with CIBSE Lighting Guide LG3 "The Visual Environment for Display Screen Use" Addendum 2001 General lighting notes: 1. Healthcare environment lighting installations to comply with CIBSE Lighting Guides LG2; LG3; & LG7 as applicable. 2. Default values to be used where surface reflectance factors not known: Ceilings: 0.7 ; Walls: 0.5; Floors: 0.2 3. The working plane is 0 metres above finished floor level.	-	-	0		-	FALSE
NSGH-STW	W1212A	Store: materials and equipment Occupational therapy	16	None			-		1.5	Mechanical ventilation (supply): Mechanical ventilation required if internal location.	POS		200	Floor	0	0	TRUE	Ra 80	A	Lighting of the level and quality equal or nearly equal to that provided by normal lighting	Type of control: N N = Normal S = Selective V = Variable EM = Energy Management System Unified glare rating limit (UGRL): 19 Areas in which VDT present to comply with CIBSE Lighting Guide LG3 "The Visual Environment for Display Screen Use" Addendum 2001 General lighting notes: 1. Healthcare environment lighting installations to comply with CIBSE Lighting Guides LG2; LG3; & LG7 as applicable. 2. Default values to be used where surface reflectance factors not known: Ceilings: 0.7 ; Walls: 0.5; Floors: 0.2 3. The working plane is 0 metres above finished floor level.	-	40	50		-	FALSE
NSGH-REH	W1215B	Store: exercise equipment: therapy treatment cubicles	16	None			-		1.5	Mechanical ventilation (supply): Mechanical ventilation required if internal location.	POS		200	Floor	0	0	TRUE	Ra 80	A	Lighting of the level and quality equal or nearly equal to that provided by normal lighting	Type of control: N N = Normal S = Selective V = Variable EM = Energy Management System Unified glare rating limit (UGRL): 19 Areas in which VDT present to comply with CIBSE Lighting Guide LG3 "The Visual Environment for Display Screen Use" Addendum 2001 General lighting notes: 1. Healthcare environment lighting installations to comply with CIBSE Lighting Guides LG2; LG3; & LG7 as applicable. 2. Default values to be used where surface reflectance factors not known: Ceilings: 0.7 ; Walls: 0.5; Floors: 0.2 3. The working plane is 0 metres above finished floor level.	-	-	0		-	FALSE
NCH-REH	W1227C	Store: equipment: hydrotherapy pool and cleaning	16	None				6	-		NEG		200	Floor	0	0	TRUE	Ra 80	A	Lighting of the level and quality equal or nearly equal to that provided by normal lighting	Type of control: N N = Normal S = Selective V = Variable EM = Energy Management System Unified glare rating limit (UGRL): 19 Areas in which VDT present to comply with CIBSE Lighting Guide LG3 "The Visual Environment for Display Screen Use" Addendum 2001 General lighting notes: 1. Healthcare environment lighting installations to comply with CIBSE Lighting Guides LG2; LG3; & LG7 as applicable. 2. Default values to be used where surface reflectance factors not known: Ceilings: 0.7 ; Walls: 0.5; Floors: 0.2 3. The working plane is 0 metres above finished floor level.	-	40	50		-	FALSE
NSGH-THE	W1236A	Store: orthotics supply and fitting	16	None			-		1.5	Mechanical ventilation (supply): Mechanical ventilation required if internal location.	POS		200	Floor	0	0	TRUE	Ra 80	A	Lighting of the level and quality equal or nearly equal to that provided by normal lighting	Type of control: N N = Normal S = Selective V = Variable EM = Energy Management System Unified glare rating limit (UGRL): 19 Areas in which VDT present to comply with CIBSE Lighting Guide LG3 "The Visual Environment for Display Screen Use" Addendum 2001 General lighting notes: 1. Healthcare environment lighting installations to comply with CIBSE Lighting Guides LG2; LG3; & LG7 as applicable. 2. Default values to be used where surface reflectance factors not known: Ceilings: 0.7 ; Walls: 0.5; Floors: 0.2 3. The working plane is 0 metres above finished floor level.	-	-	0		-	FALSE
NSGH-MP	W1236A1	Adults Devices Library	21	None			-		1.5	Mechanical ventilation (supply): Mechanical ventilation required if internal location.	POS		200	Floor	0	0	TRUE	Ra 80	A	Lighting of the level and quality equal or nearly equal to that provided by normal lighting	Type of control: N N = Normal S = Selective V = Variable EM = Energy Management System Unified glare rating limit (UGRL): 19 Areas in which VDT present to comply with CIBSE Lighting Guide LG3 "The Visual Environment for Display Screen Use" Addendum 2001 General lighting notes: 1. Healthcare environment lighting installations to comply with CIBSE Lighting Guides LG2; LG3; & LG7 as applicable. 2. Default values to be used where surface reflectance factors not known: Ceilings: 0.7 ; Walls: 0.5; Floors: 0.2 3. The working plane is 0 metres above finished floor level.	-	-	0		-	FALSE
NSGH-OPD/4	W1236A2	Orthotics Base: supply and fitting	21	None			-		1.5	Mechanical ventilation (supply): Mechanical ventilation required if internal location.	POS		200	Floor	0	0	TRUE	Ra 80	A	Lighting of the level and quality equal or nearly equal to that provided by normal lighting	Type of control: N N = Normal S = Selective V = Variable EM = Energy Management System Unified glare rating limit (UGRL): 19 Areas in which VDT present to comply with CIBSE Lighting Guide LG3 "The Visual Environment for Display Screen Use" Addendum 2001 General lighting notes: 1. Healthcare environment lighting installations to comply with CIBSE Lighting Guides LG2; LG3; & LG7 as applicable. 2. Default values to be used where surface reflectance factors not known: Ceilings: 0.7 ; Walls: 0.5; Floors: 0.2 3. The working plane is 0 metres above finished floor level.	-	-	0		-	FALSE
NSGH-FM	W1236A3	Equipment library/ store	16	None			-		1.5	Mechanical ventilation (supply): Mechanical ventilation required if internal location.	POS		200	Floor	0	0	TRUE	Ra 80	A	Lighting of the level and quality equal or nearly equal to that provided by normal lighting	Type of control: N N = Normal S = Selective V = Variable EM = Energy Management System Unified glare rating limit (UGRL): 19 Areas in which VDT present to comply with CIBSE Lighting Guide LG3 "The Visual Environment for Display Screen Use" Addendum 2001 General lighting notes: 1. Healthcare environment lighting installations to comply with CIBSE Lighting Guides LG2; LG3; & LG7 as applicable. 2. Default values to be used where surface reflectance factors not known: Ceilings: 0.7 ; Walls: 0.5; Floors: 0.2 3. The working plane is 0 metres above finished floor level.	-	-			-	
NSGH-MP	W1236C	Paeds Devices Library	16	None			-		1.5	Mechanical ventilation (supply): Mechanical ventilation required if internal location.	POS		200	Floor	0	0	TRUE	Ra 80	A	Lighting of the level and quality equal or nearly equal to that provided by normal lighting	Type of control: N N = Normal S = Selective V = Variable EM = Energy Management System Unified glare rating limit (UGRL): 19 Areas in which VDT present to comply with CIBSE Lighting Guide LG3 "The Visual Environment for Display Screen Use" Addendum 2001 General lighting notes: 1. Healthcare environment lighting installations to comply with CIBSE Lighting Guides LG2; LG3; & LG7 as applicable. 2. Default values to be used where surface reflectance factors not known: Ceilings: 0.7 ; Walls: 0.5; Floors: 0.2 3. The working plane is 0 metres above finished floor level.	-	-			-	
NSGH-EMC	W1303B	Store: major incident equipment	16	None			-		1.5	Mechanical ventilation (supply): Mechanical ventilation required if internal location.	POS		200	Floor	0	0	TRUE	Ra 80	A	Lighting of the level and quality equal or nearly equal to that provided by normal lighting	Type of control: N N = Normal S = Selective V = Variable EM = Energy Management System Unified glare rating limit (UGRL): 19 Areas in which VDT present to comply with CIBSE Lighting Guide LG3 "The Visual Environment for Display Screen Use" Addendum 2001 General lighting notes: 1. Healthcare environment lighting installations to comply with CIBSE Lighting Guides LG2; LG3; & LG7 as applicable. 2. Default values to be used where surface reflectance factors not known: Ceilings: 0.7 ; Walls: 0.5; Floors: 0.2 3. The working plane is 0 metres above finished floor level.	-	40	50		-	FALSE
NCH-EMC	W1303B M1012B	Clinical work room with prep area; workstations and storage	16	None				3	-		NEG		500	Bench	0	0	TRUE	Ra 80	A	Lighting of the level and quality equal or nearly equal to that provided by normal lighting	Type of control: N N = Normal S = Selective V = Variable EM = Energy Management System Unified glare rating limit (UGRL): 19 Areas in which VDT present to comply with CIBSE Lighting Guide LG3 "The Visual Environment for Display Screen Use" Addendum 2001 General lighting notes: 1. Healthcare environment lighting installations to comply with CIBSE Lighting Guides LG2; LG3; & LG7 as applicable. 2. Default values to be used where surface reflectance factors not known: Ceilings: 0.7 ; Walls: 0.5; Floors: 0.2 3. The working plane is 0.85 metres above finished floor level.	-	40			-	
NSGH-REH	W1310A	Store: splint: crutch	16	None			-		-				200	Floor	0	0	TRUE	Ra 80	A	Lighting of the level and quality equal or nearly equal to that provided by normal lighting	Type of control: N N = Normal S = Selective V = Variable EM = Energy Management System Unified glare rating limit (UGRL): 19 Areas in which VDT present to comply with CIBSE Lighting Guide LG3 "The Visual Environment for Display Screen Use" Addendum 2001 General lighting notes: 1. Healthcare environment lighting installations to comply with CIBSE Lighting Guides LG2; LG3; & LG7 as applicable. 2. Default values to be used where surface reflectance factors not known: Ceilings: 0.7 ; Walls: 0.5; Floors: 0.2 3. The working plane is 0 metres above finished floor level.	-	-	0		-	FALSE
NCH-REH	W1310A1	Store: splint: crutch	16	None			-		-				200	Floor	0	0	TRUE	Ra 80	A	Lighting of the level and quality equal or nearly equal to that provided by normal lighting	Type of control: N N = Normal S = Selective V = Variable EM = Energy Management System Unified glare rating limit (UGRL): 19 Areas in which VDT present to comply with CIBSE Lighting Guide LG3 "The Visual Environment for Display Screen Use" Addendum 2001 General lighting notes: 1. Healthcare environment lighting installations to comply with CIBSE Lighting Guides LG2; LG3; & LG7 as applicable. 2. Default values to be used where surface reflectance factors not known: Ceilings: 0.7 ; Walls: 0.5; Floors: 0.2 3. The working plane is 0 metres above finished floor level.	-	-			-	
NSGH-THE	W1313B	Store: ready to use medical gas cylinders	10	None		Temperature: Above 10deg C if nitrous oxide/oxygen mixtures are stored.	-		-	Natural ventilation or mechanical extract ventilation if not practical			200	Floor	0	0	TRUE	Ra 80	A	Lighting of the level and quality equal or nearly equal to that provided by normal lighting	Type of control: N N = Normal S = Selective V = Variable EM = Energy Management System Unified glare rating limit (UGRL): 19 Areas in which VDT present to comply with CIBSE Lighting Guide LG3 "The Visual Environment for Display Screen Use" Addendum 2001 General lighting notes: 1. Healthcare environment lighting installations to comply with CIBSE Lighting Guides LG2; LG3; & LG7 as applicable. 2. Default values to be used where surface reflectance factors not known: Ceilings: 0.7 ; Walls: 0.5; Floors: 0.2 3. The working plane is 0 metres above finished floor level.	-	40	50		-	FALSE
NSGH-EMC	W1321A	Store and Clean Utility: equipment and supplies	16	None			-		1.5	Mechanical ventilation (supply): Mechanical ventilation required if internal location.	POS		200	Floor	0	0	TRUE	Ra 80	A	Lighting of the level and quality equal or nearly equal to that provided by normal lighting	Type of control: N N = Normal S = Selective V = Variable EM = Energy Management System Unified glare rating limit (UGRL): 19 Areas in which VDT present to comply with CIBSE Lighting Guide LG3 "The Visual Environment for Display Screen Use" Addendum 2001 General lighting notes: 1. Healthcare environment lighting installations to comply with CIBSE Lighting Guides LG2; LG3; & LG7 as applicable. 2. Default values to be used where surface reflectance factors not known: Ceilings: 0.7 ; Walls: 0.5; Floors: 0.2 3. The working plane is 0 metres above finished floor level.	-	-	0		-	FALSE
NSGH-FM	W1321-X1	FM Store	16	None			-		1.5	Mechanical ventilation (supply): Mechanical ventilation required if internal location.	POS		200	Floor	0	0	TRUE	Ra 80	A	Lighting of the level and quality equal or nearly equal to that provided by normal lighting	Type of control: N N = Normal S = Selective V = Variable EM = Energy Management System Unified glare rating limit (UGRL): 19 Areas in which VDT present to comply with CIBSE Lighting Guide LG3 "The Visual Environment for Display Screen Use" Addendum 2001 General lighting notes: 1. Healthcare environment lighting installations to comply with CIBSE Lighting Guides LG2; LG3; & LG7 as applicable. 2. Default values to be used where surface reflectance factors not known: Ceilings: 0.7 ; Walls: 0.5; Floors: 0.2 3. The working plane is 0 metres above finished floor level.	-	-			-	
NCH-OBS	W1408C	Store: clothing back-up	16	None			-		-				200	Floor	0	0	TRUE	Ra 80	A	Lighting of the level and quality equal or nearly equal to that provided by normal lighting	Type of control: N N = Normal S = Selective V = Variable EM = Energy Management System Unified glare rating limit (UGRL): 19 Areas in which VDT present to comply with CIBSE Lighting Guide LG3 "The Visual Environment for Display Screen Use" Addendum 2001 General lighting notes: 1. Healthcare environment lighting installations to comply with CIBSE Lighting Guides LG2; LG3; & LG7 as applicable. 2. Default values to be used where surface reflectance factors not known: Ceilings: 0.7 ; Walls: 0.5; Floors: 0.2 3. The working plane is 0 metres above finished floor level.	-	-	0		-	FALSE
NSGH-CCW/CCU	W1424A	Store: equipment	16	None			-		1.5	Mechanical ventilation (supply): Mechanical ventilation required if internal location.	POS		200	Floor	0	0	TRUE	Ra 80	A	Lighting of the level and quality equal or nearly equal to that provided by normal lighting	Type of control: N N = Normal S = Selective V = Variable EM = Energy Management System Unified glare rating limit (UGRL): 19 Areas in which VDT present to comply with CIBSE Lighting Guide LG3 "The Visual Environment for Display Screen Use" Addendum 2001 General lighting notes: 1. Healthcare environment lighting installations to comply with CIBSE Lighting Guides LG2; LG3; & LG7 as applicable. 2. Default values to be used where surface reflectance factors not known: Ceilings: 0.7 ; Walls: 0.5; Floors: 0.2 3. The working plane is 0 metres above finished floor level.	-	-	0		-	FALSE
NSGH-AAU	W1424A1	Store: equipment	16	None			-		1.5	Mechanical ventilation (supply): Mechanical ventilation required if internal location.	POS		200	Floor	0	0	TRUE	Ra 80	A	Lighting of the level and quality equal or nearly equal to that provided by normal lighting	Type of control: N N = Normal S = Selective V = Variable EM = Energy Management System Unified glare rating limit (UGRL): 19 Areas in which VDT present to comply with CIBSE Lighting Guide LG3 "The Visual Environment for Display Screen Use" Addendum 2001 General lighting notes: 1. Healthcare environment lighting installations to comply with CIBSE Lighting Guides LG2; LG3; & LG7 as applicable. 2. Default values to be used where surface reflectance factors not known: Ceilings: 0.7 ; Walls: 0.5; Floors: 0.2 3. The working plane is 0 metres above finished floor level.	-	-			-	
NCH-CCW	W1429C	Store: furniture	16	None			-		-				200	Floor	0	0	TRUE	Ra 80	A	Lighting of the level and quality equal or nearly equal to that provided by normal lighting	Type of control: N N = Normal S = Selective V = Variable EM = Energy Management System Unified glare rating limit (UGRL): 19 Areas in which VDT present to comply with CIBSE Lighting Guide LG3 "The Visual Environment for Display Screen Use" Addendum 2001 General lighting notes: 1. Healthcare environment lighting installations to comply with CIBSE Lighting Guides LG2; LG3; & LG7 as applicable. 2. Default values to be used where surface reflectance factors not known: Ceilings: 0.7 ; Walls: 0.5; Floors: 0.2 3. The working plane is 0 metres above finished floor level.	-	-	0		-	FALSE
NSGH-CCW	W1453A	Store: clinical equipment	16	None			-		1.5	Mechanical ventilation (supply): Mechanical ventilation required if internal location.	POS		200	Floor	0	0	TRUE	Ra 80	A	Lighting of the level and quality equal or nearly equal to that provided by normal lighting	Type of control: N N = Normal S = Selective V = Variable EM = Energy Management System Unified glare rating limit (UGRL): 19 Areas in which VDT present to comply with CIBSE Lighting Guide LG3 "The Visual Environment for Display Screen Use" Addendum 2001 General lighting notes: 1. Healthcare environment lighting installations to comply with CIBSE Lighting Guides LG2; LG3; & LG7 as applicable. 2. Default values to be used where surface reflectance factors not known: Ceilings: 0.7 ; Walls: 0.5; Floors: 0.2 3. The working plane is 0 metres above finished floor level.	-	-	0		-	FALSE
NCH-THE	W1461C	Store: patients clothing	16	None			-		1.5	Mechanical ventilation (supply): Mechanical ventilation required if internal location.	POS		200	Floor	0	0	TRUE	Ra 80	A	Lighting of the level and quality equal or nearly equal to that provided by normal lighting	Type of control: N N = Normal S = Selective V = Variable EM = Energy Management System Unified glare rating limit (UGRL): 19 Areas in which VDT present to comply with CIBSE Lighting Guide LG3 "The Visual Environment for Display Screen Use" Addendum 2001 General lighting notes: 1. Healthcare environment lighting installations to comply with CIBSE Lighting Guides LG2; LG3; & LG7 as applicable. 2. Default values to be used where surface reflectance factors not known: Ceilings: 0.7 ; Walls: 0.5; Floors: 0.2 3. The working plane is 0 metres above finished floor level.	-	-	0		-	FALSE
NCH-OPD/3	W1504C	Dental Store	16	None			-		1.5	Mechanical ventilation (supply): Mechanical ventilation required if internal location.	POS		200	Floor	0	0	TRUE	Ra 80	A	Lighting of the level and quality equal or nearly equal to that provided by normal lighting	Type of control: N N = Normal S = Selective V = Variable EM = Energy Management System Unified glare rating limit (UGRL): 19 Areas in which VDT present to comply with CIBSE Lighting Guide LG3 "The Visual Environment for Display Screen Use" Addendum 2001 General lighting notes: 1. Healthcare environment lighting installations to comply with CIBSE Lighting Guides LG2; LG3; & LG7 as applicable. 2. Default values to be used where surface reflectance factors not known: Ceilings: 0.7 ; Walls: 0.5; Floors: 0.2 3. The working plane is 0 metres above finished floor level.	-	-			-	
NSGH-EMC	W1510A	Store: stationery and document	16	None			-		-				200	Floor	0	0	TRUE	Ra 80	A	Lighting of the level and quality equal or nearly equal to that provided by normal lighting	Type of control: N N = Normal S = Selective V = Variable EM = Energy Management System Unified glare rating limit (UGRL): 19 Areas in which VDT present to comply with CIBSE Lighting Guide LG3 "The Visual Environment for Display Screen Use" Addendum 2001 General lighting notes: 1. Healthcare environment lighting installations to comply with CIBSE Lighting Guides LG2; LG3; & LG7 as applicable. 2. Default values to be used where surface reflectance factors not known: Ceilings: 0.7 ; Walls: 0.5; Floors: 0.2 3. The working plane is 0 metres above finished floor level.	-	-	0		-	FALSE
NSGH-OPD/4	W1514A	Store: plaster equipment	16	None			-		-				200	Floor	0	0	TRUE	Ra 80	A	Lighting of the level and quality equal or nearly equal to that provided by normal lighting	Type of control: N N = Normal S = Selective V = Variable EM = Energy Management System Unified glare rating limit (UGRL): 19 Areas in which VDT present to comply with CIBSE Lighting Guide LG3 "The Visual Environment for Display Screen Use" Addendum 2001 General lighting notes: 1. Healthcare environment lighting installations to comply with CIBSE Lighting Guides LG2; LG3; & LG7 as applicable. 2. Default values to be used where surface reflectance factors not known: Ceilings: 0.7 ; Walls: 0.5; Floors: 0.2 3. The working plane is 0 metres above finished floor level.	-	-	0		-	FALSE
NCH-OPD/3	W1516C	Store: clinical supplies	16	None			-		1.5	Mechanical ventilation (supply): Mechanical ventilation required if internal location.	POS		200	Floor	0	0	TRUE	Ra 80	A	Lighting of the level and quality equal or nearly equal to that provided by normal lighting	Type of control: N N = Normal S = Selective V = Variable EM = Energy Management System Unified glare rating limit (UGRL): 19 Areas in which VDT present to comply with CIBSE Lighting Guide LG3 "The Visual Environment for Display Screen Use" Addendum 2001 General lighting notes: 1. Healthcare environment lighting installations to comply with CIBSE Lighting Guides LG2; LG3; & LG7 as applicable. 2. Default values to be used where surface reflectance factors not known: Ceilings: 0.7 ; Walls: 0.5; Floors: 0.2 3. The working plane is 0 metres above finished floor level.	-	-	0		-	FALSE
NSGH-EMC	W1519A	Store: ambulance equipment	16	None			-		-				200	Floor	0	0	TRUE	Ra 80	A	Lighting of the level and quality equal or nearly equal to that provided by normal lighting	Type of control: N N = Normal S = Selective V = Variable EM = Energy Management System Unified glare rating limit (UGRL): 19 Areas in which VDT present to comply with CIBSE Lighting Guide LG3 "The Visual Environment for Display Screen Use" Addendum 2001 General lighting notes: 1. Healthcare environment lighting installations to comply with CIBSE Lighting Guides LG2; LG3; & LG7 as applicable. 2. Default values to be used where surface reflectance factors not known: Ceilings: 0.7 ; Walls: 0.5; Floors: 0.2 3. The working plane is 0 metres above finished floor level.	-	-	0		-	FALSE
NCH-EMC	W1519A	Protective Clothing Store	16	None			-		-				200	Floor	0	0	TRUE	Ra 80	A	Lighting of the level and quality equal or nearly equal to that provided by normal lighting	Type of control: N N = Normal S = Selective V = Variable EM = Energy Management System Unified glare rating limit (UGRL): 19 Areas in which VDT present to comply with CIBSE Lighting Guide LG3 "The Visual Environment for Display Screen Use" Addendum 2001 General lighting notes: 1. Healthcare environment lighting installations to comply with CIBSE Lighting Guides LG2; LG3; & LG7 as applicable. 2. Default values to be used where surface reflectance factors not known: Ceilings: 0.7 ; Walls: 0.5; Floors: 0.2 3. The working plane is 0 metres above finished floor level.	-	-			-	
NSGH-RENO/M	W1524A	Equipment Store – plumbed storage for machines	16	None			-		-				200	Floor	0	0	TRUE	Ra 80	A	Lighting of the level and quality equal or nearly equal to that provided by normal lighting	Type of control: N N = Normal S = Selective V = Variable EM = Energy Management System Unified glare rating limit (UGRL): 19 Areas in which VDT present to comply with CIBSE Lighting Guide LG3 "The Visual Environment for Display Screen Use" Addendum 2001 General lighting notes: 1. Healthcare environment lighting installations to comply with CIBSE Lighting Guides LG2; LG3; & LG7 as applicable. 2. Default values to be used where surface reflectance factors not known: Ceilings: 0.7 ; Walls: 0.5; Floors: 0.2 3. The working plane is 0 metres above finished floor level.	-	-			-	
NSGH-RENO	W1531A	Store: equipment	16	None			-		1.5	Mechanical ventilation (supply): Mechanical ventilation required if internal location.	POS		200	Floor	0	0	TRUE	Ra 80	A	Lighting of the level and quality equal or nearly equal to that provided by normal lighting	Type of control: N N = Normal S = Selective V = Variable EM = Energy Management System Unified glare rating limit (UGRL): 19 Areas in which VDT present to comply with CIBSE Lighting Guide LG3 "The Visual Environment for Display Screen Use" Addendum 2001 General lighting notes: 1. Healthcare environment lighting installations to comply with CIBSE Lighting Guides LG2; LG3; & LG7 as applicable. 2. Default values to be used where surface reflectance factors not known: Ceilings: 0.7 ; Walls: 0.5; Floors: 0.2 3. The working plane is 0 metres above finished floor level.	-	-	0		-	FALSE
NCH-GWS/1	W1531B	Equipment Bay: Renal	16	None			-		1.5	Mechanical ventilation (supply): Mechanical ventilation required if internal location.	POS		200	Floor	0	0	TRUE	Ra 80	A	Lighting of the level and quality equal or nearly equal to that provided by normal lighting	Type of control: N N = Normal S = Selective V = Variable EM = Energy Management System Unified glare rating limit (UGRL): 19 Areas in which VDT present to comply with CIBSE Lighting Guide LG3 "The Visual Environment for Display Screen Use" Addendum 2001 General lighting notes: 1. Healthcare environment lighting installations to comply with CIBSE Lighting Guides LG2; LG3; & LG7 as applicable. 2. Default values to be used where surface reflectance factors not known: Ceilings: 0.7 ; Walls: 0.5; Floors: 0.2 3. The working plane is 0 metres above finished floor level.	-	-			-	
NSGH-GENW	W1555B	Store: general and stationery	16	None			-		-				200	Floor	0	0	TRUE	Ra 80	A	Lighting of the level and quality equal or nearly equal to that provided by normal lighting	Type of control: N N = Normal S = Selective V = Variable EM = Energy Management System Unified glare rating limit (UGRL): 19 Areas in which VDT present to comply with CIBSE Lighting Guide LG3 "The Visual Environment for Display Screen Use" Addendum 2001 General lighting notes: 1. Healthcare environment lighting installations to comply with CIBSE Lighting Guides LG2; LG3; & LG7 as applicable. 2. Default values to be used where surface reflectance factors not known: Ceilings: 0.7 ; Walls: 0.5; Floors: 0.2 3. The working plane is 0 metres above finished floor level.	-	-	0		-	FALSE
NCH-CCW	W1555C	Toy store	16	None			-		-				200	Floor	0	0	TRUE	Ra 80	A	Lighting of the level and quality equal or nearly equal to that provided by normal lighting	Type of control: N N = Normal S = Selective V = Variable EM = Energy Management System Unified glare rating limit (UGRL): 19 Areas in which VDT present to comply with CIBSE Lighting Guide LG3 "The Visual Environment for Display Screen Use" Addendum 2001 General lighting notes: 1. Healthcare environment lighting installations to comply with CIBSE Lighting Guides LG2; LG3; & LG7 as applicable. 2. Default values to be used where surface reflectance factors not known: Ceilings: 0.7 ; Walls: 0.5; Floors: 0.2 3. The working plane is 0 metres above finished floor level.	-	-			-	
NCH-THE	W1556C	Store: general and stationery	16	None			-		-				200	Floor	0	0	TRUE	Ra 80	A	Lighting of the level and quality equal or nearly equal to that provided by normal lighting	Type of control: N N = Normal S = Selective V = Variable EM = Energy Management System Unified glare rating limit (UGRL): 19 Areas in which VDT present to comply with CIBSE Lighting Guide LG3 "The Visual Environment for Display Screen Use" Addendum 2001 General lighting notes: 1. Healthcare environment lighting installations to comply with CIBSE Lighting Guides LG2; LG3; & LG7 as applicable. 2. Default values to be used where surface reflectance factors not known: Ceilings: 0.7 ; Walls: 0.5; Floors: 0.2 3. The working plane is 0 metres above finished floor level.	-	-	0		-	FALSE

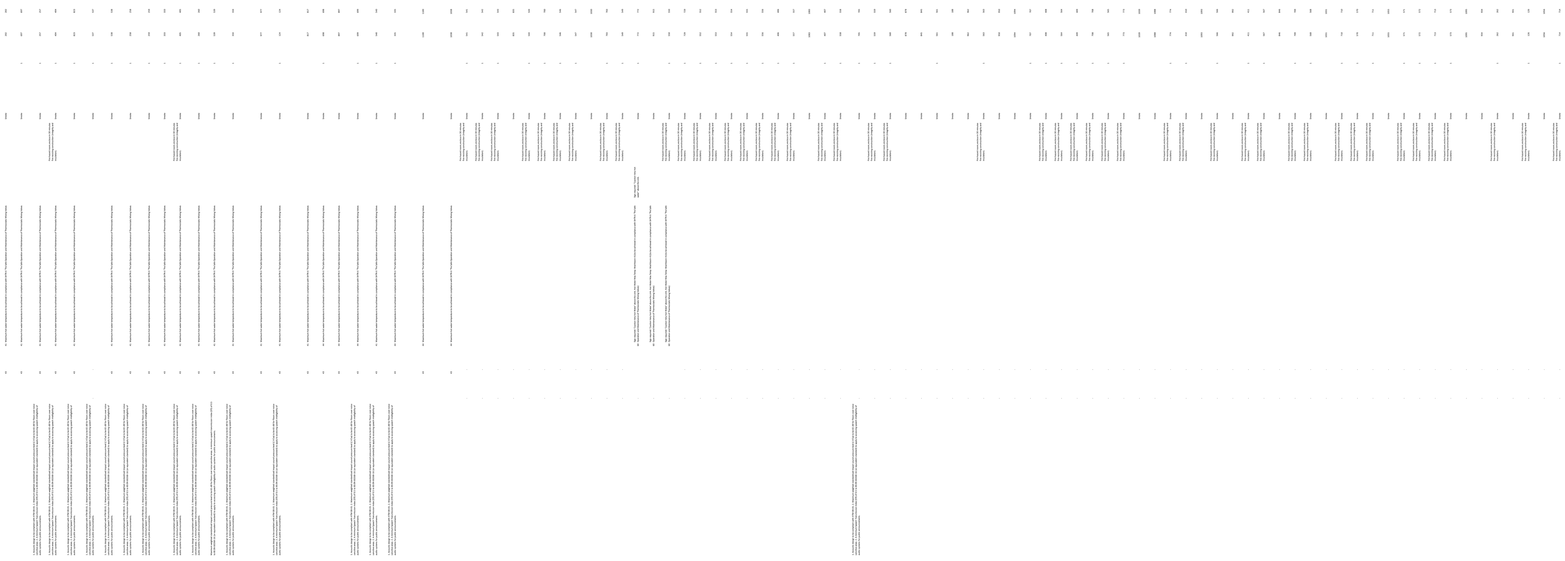

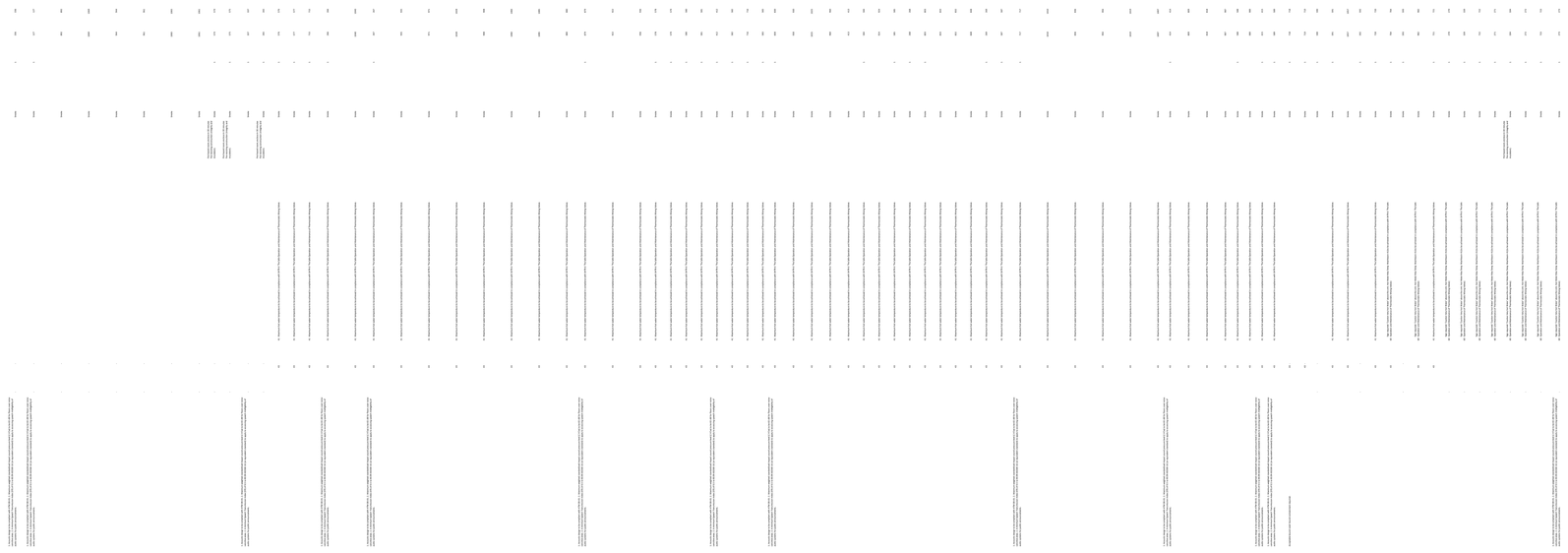

This document is 'The M & E Clarification Log (2010 ItP) – FINAL'

Item	Add	Omit	Board Comment	Status	Brookfield Comment	Board Comment 2	Agreed Position 2009 Contract	2010 ItP Comments	Agreed Position 2010 ItP
ER 2/1									
Text	-	-	Volume 2/1 of the ERs remains as the output requirements of the Board to be achieved as a minimum standard by the Contractor. Including M&E appendices 1, 2, 3, 4, 5, 6 & 7.	**Agreed**	Needs to be replaced by Brookfield contractor's proposal drawings in so far as these drawings are in conflict to the ER`s or the Works Information 2 should take precedence over Works Information 1 if this is ultimately how the Board wish to encompass the final contract documents. A schedule of derogations is to be produced.	Volume 2/1 of the ERs remains as the output requirements of the Board to be achieved as a minimum standard by the Contractor. Including M&E appendices 1, 2, 3, 4, 5, 6 & 7. except as described in this design summary which reflects the agreed position on the items therein.	**Agreed**	Board Comment 2 (agreed position in relation to 2009 Contract) stands with any additional alternative compliance agreements captured in The 2010 Instruction to Proceed Log and the M&E clarification log (2010 ItP).	**Agreed**
Drawings	-	-	The ER drawings remain as the output requirements of the Board. The submitted bid drawings of BC supplement the ER drawings and the following system comments are provided to assist in resolving certain anomalies within BC proposals.	**Agreed**	Needs to be replaced by Brookfield contractor's proposal drawings in so far as these drawings are in conflict to the ER`s or the Works Information 2 should take precedence over Works Information 1 if this is ultimately how the Board wish to encompass the final contract documents. A schedule of derogations is to be produced.	The ER drawings remain as the output requirements of the Board except as described in this design summary which reflects the agreed position on the items therein.	**Agreed**	The ER drawings remain the output of the Board to be met by BCL. The BCL drawings in relation to M&EAppendix 1 are noted as representing the developed design for this aspect of the requirement. The overall developing design status and intent is contained in Appendix K in Folder V of The 2010 Instruction to Proceed Log.	**Agreed**
Bid Submission – Vol 2 Drawings									
Chilled Water	-	-	The chillers to incorporate free cooling coil sections or equivalent provision.	**Agreed**	We have centralised the chillers to a single energy centre to optimise resilience and benefit from absorption cooling. Free cooling' chillers are not appropriate, however, high efficiency 'turbo core' chillers using magnetic free field bearings are proposed to maximise energy efficiency	Based upon examples of previous installation locations, the Board accept the use of 'turbo core' chillers	**Agreed**	All items in this Section as per 'Agreed Position 2009 Contract' i.e. no change in status for 2010 ItP	**Agreed**
	-	-	Plate heat exchangers to be fully independent duty/standby including wiring and control panels etc.	**Agreed**			**Agreed**		
	-	-	Chillers to have screw compressors, "Rated as residentially quiet".	**Agreed**	Chillers will use oil free 'turbo core' compressors (magnetic free field bearings) Noise levels will be within site boundary constraints.		**Agreed**		
	-	-	Chillers to have variable speed head pressure control with load and efficiency optimized head pressure and chilled water flow temperature control to improve seasonal efficiency will be	**Agreed**	Typically one manufacturer of Turbo core chillers offers a product that "utilizes EC fan technology" coupled with floating head		**Agreed**		

			incorporated.		pressure to enhance part load chiller efficiency. The PLC control system integrates fan speed, head pressure and compressor control to optimize chiller efficiency during periods of low ambient temperature and reduced cooling load." Chillers selected already have high Co-efficient of Performance				
	-	-	Full system details and drawings to be provided for specialist areas (Plant required to ensure max feed water temp of 5 to 12 deg C to specialist areas noted in correspondence during CD)	**Agreed**	Brookfield is currently unclear as what this refers to. System configurations and operating temperatures will be applicable to the application.	Stage 2 design development to demonstrate compliance.	**Agreed**	All specialist areas and systems will be addressed in the Stage 3 Design Development.	**Agreed**
	-	-	Reduction in Chiller Plant resilience where (N+1) N=8 is not agreed, provision of additional unit together with associated distribution pipework and controls required to comply with ER's.	**Agreed**	N+1 resilience is provided and includes the absorption unit. All as identified within Brookfield Contractors Proposal Volume 3 Cooling Design Strategy 3.33.	N+1 resilience accepted by the Board	See attached email identifying extent of N+1 (e-mail from Ross Ballingall dated 14 December 2009)		

Ventilation	-	-	Typical Isolation Room Supply. All air system heater battery +5°C to 21°C – supply temperature will require to be higher for provision of room heating.	**Agreed**			**Agreed**	All items in this Section as per 'Agreed Position 2009 Contract' i.e. no change in status for 2010 ItP	**Agreed**
	-	-	Pressure stabiliser to be located in the wall above the bedroom door to the lobby. Currently indicated within ductwork in the ceiling void, no access in this location due to ceiling construction.	**Agreed**	A review will be undertaken so that jetting draughts through Pressure Stabiliser does not cause discomfort to bedded patient.		**Agreed**	To be demonstrated during Stage 3 Design Development.	**Agreed**
	-	-	Conventional Theatre Supply System Schematic. Air on temp to cooling coil to be +30°C ER's, not 28°C as shown on BE drawing (Also main heater battery within AHU to be rated at +6°C to 35°C).	**Agreed**			**Agreed**		
	-	-	Typical Ultra Clean Theatre Supply air on temp to cooling coil to be +30°C ER's, not 28°C as shown on BE Drawing (Also main heater battery to be rated at +6°C to 35°C).	**Agreed**			**Agreed**		
	-	-	Typical Isolation Room Extract Schematic. All air system heater battery +5°C to 21°C – Supply temperature will require to be higher for provision of room heating.	**Agreed**			**Agreed**		
	-	-	Typical Conventional Theatre Extract System Schematic Air on temp to cooling coil to be +30°C ER's, not 28°C as shown on BE drawing (Also main heater battery within AHU to be rated at +6°C to 35°C).	**Agreed**			**Agreed**		
	-	-	Typical Ultra Clean Theatre Extract System Schematic Air on temp to cooling coil to be +30°C ER's, not 28°C as shown on BE drawing (Also main heater battery within AHU to be rated at +6°C to 35°C).	**Agreed**			**Agreed**		
	-	-	Ward Air change to be 6AC/HR, currently shown as 2.5AC/HR which is not in compliance with SHTM 03-01.	**Agreed**	Brookfield proposal as outlined within the bid submission is to incorporate chilled beams as a low energy solution to control the environment which do not rely on large volumes of treated air or variable natural ventilation. All accommodation is single bedrooms and therefore the need for dilution of airborne microbiological contamination should be reduced (rooms could also be at slightly negative pressure to		**Agreed** The proposal is accepted on the basis of 40 litres per second per single room (8 litres per second per second) for one patient and four others. Joint review to be carried out between the Board and Brookfield of the	Energy model based on the agreed 2009 position.	**Agreed**

					corridor). Providing 6 air changes is energy intensive and not necessary.		energy model to determine any impact on the energy target/BREEAM rating. Brookfield, however, remain responsible for achievement of the energy target/BREEAM, with £250,000 added to the contract sum in this regard. Negative pressure to be created in the design solution.		

Hot & Cold Water Services	-	-	Renal Water Schematic to be reviewed by SGH Renal Water Advisory Group and comments incorporated within the scheme.	**Agreed**			**Agreed**	All items in this Section as per 'Agreed Position 2009 Contract' i.e. no change in status for 2010 ItP	**Agreed**
	-	-	Renal Acid Circulation Schematic to be reviewed by SGH Renal Water Advisory Group	**Agreed**			**Agreed**		
	-	-	Renal Water System response to Volume 2/1 , Appendix M&E 6 Renal Water is to be completed and approved by NSGH Renal Water Advisory Group	**Agreed**			**Agreed**		
	-	-	Concentrate Bulk Delivery to site Strategy is to be completed and approved by NSGH Renal Water Advisory Group	**Agreed**			**Agreed**		
	-	-	Stainless Steel pipework to be provided as per ER's in lieu of ABS plastic for the larger sizes.	**Agreed**	63mm dia and above will use Stainless Steel pipe. 50mm dia below will use ABS plastic pipe.	Stainless Steel pipework to be provided for all sizes.	**Agreed**		
	-	-	24 Hour water storage to be provided in lieu of 12 hours as proposed and modularity of tanks to be as per the ER's. (if we change to 12 hours, change to 4 tanks)	**Agreed**	However this requires further discussion since the project has two diverse incoming water supplies and thus Brookfield consider our proposal to be the most economic solution.	Board considering ZBP calculations for 24 hour capacity, dated 08 December 2009	700m^3 water storage to be provided		

Heating Systems	- -	- -	3 no. off flow pipes to be provided between the Energy Centre and the Hospitals capable of passing 50% flow through each, where one fails and the other two can carry the total load. Current proposal is to reduce to 2 no. off pipes each capable of carrying 66% should one fail. Plate heat exchangers to be fully independent duty/standby including wiring and control panels etc.	**Agreed** **Agreed**	Brookfield proposal is based on capacity for each A and B service rated at 66% each.	Brookfield considering how to provide 100% resilience most efficiently. Proposals to be provided.	Agreed that 3 sets all running at 50% to be provided. These are to be design and installed to provide a resilient system, such that a failure/burst in one set will not affect another set, with each set able to be accessed (excavated) for repair or maintenance without affecting or impeding the other sets. In this regard, should a 'single trench' system be proposed, clear separation of sets within separate compartments in the trench to be provided.	All items in this Section as per 'Agreed Position 2009 Contract' i.e. no change in status for 2010 ItP	**Agreed**
Medical Gases	- - -	- - -	Medical gas schematic to be amended to reflect ER requirements together with the BC plant room services layout drawing and design dialogue. All references to BOC should be Air Products Ltd. Details of the plant resilience for Medical Air, Oxygen, Vacuum, Surgical Air, Nitrous Oxide and Nitrous Oxide to be in accordance with the ER's.	**Agreed** **Agreed** **Agreed**	Medical gas schematic is in compliance with SHTM02.01 Medical gas is in compliance with SHTM02.01	Medical Gas resilience also to comply with ER's including for example Board's specific requirement for two VIE installations	**Agreed** **Agreed** **Agreed**	All items in this Section as per 'Agreed Position 2009 Contract' i.e. no change in status for 2010 ItP	**Agreed**
Wet Riser Schematic	- -	- -	Water storage tank capacity to be with local authority. BC drawings to be developed.	**Agreed** **Agreed**	Part of stage 2 design activities.		**Agreed**	Wet riser replaced by dry risers.	**Agreed**
Sprinkler Schematic	- - -	- - -	Note on BC drawing states ' Tank by Others ' to be clarified as included. Note on BC drawing states ' Others to include tank immersion heater, trace heating, lighting etc. to be clarified as included. Note on BC drawing states Pump House by others to be clarified as included.	**Agreed** **Agreed** **Agreed**			**Agreed** **Agreed** **Agreed**	All items in this Section as per 'Agreed Position 2009 Contract' i.e. no change in status for 2010 ItP	**Agreed**

Energy Centre	-	-	Man access to be provided to the chimney stack to allow full access to flues over its total height as ER's.	**Agreed**			**Agreed**	All items in this Section as per 'Agreed Position 2009 Contract' i.e. no change in status for 2010 ItP	**Agreed**
	-	-	Chimney stack enclosure to be provided.	**Agreed**	Brookfield proposal includes an open frame structure		**Agreed**		
			Boiler layout to be configured to simplify flue routes.	**Agreed**	Part of Stage 2 detailed design activities if practical.		**Agreed**		
	-	-	External oil transfer point to be provided on the wall of the Energy Centre to serve the retained estate.	**Agreed**			**Agreed**		
	-	-	Minimum requirement is accessible diverse twin trench solution to be provided in accordance with the ER's to provide required resilience. Pipe material selection will be critical	**Agreed**	Part of Stage 2 detailed design activities if practical	Minimum requirement is to provide physical separation of resilient services route, ie separate primary from back-up	This may be achieved by separation within a single trench (see response in relation to Heating Systems, above, for clarity of separation requirement).		
Plant Replacement Strategy	-	-	Scaffold platform to be capable of supporting the plant weights of the larger items of equipment or other strategy adopted to minimise plant replacement time.	**Agreed**	Part of Stage 2 detailed design activities		**Agreed**	All items in this Section as per 'Agreed Position 2009 Contract' i.e. no change in status for 2010 ItP	**Agreed**
	-	-	Ground finishes to be capable of taking the scaffolding weight with plant added adjacent to plantrooms.	**Agreed**	Part of Stage 2 detailed design activities		**Agreed**		
UPS	-	-	UPS autonomy to be amended in line with the ER's.	**Agreed**	Superseded by agreed RFI log.	Board to review Theatre UPS requirements.	1 hour in Theatres, 30 minutes elsewhere. **Agreed**	All items in this Section as per 'Agreed Position 2009 Contract' i.e. no change in status for 2010 ItP	**Agreed**
Lighting	-	-	Lighting control to be amended inline with ER's.	**Agreed**	Superseded by agreed RFI log. Refer to contractors proposal.		**Agreed**	All items in this Section as per 'Agreed Position 2009 Contract' i.e. no change in status for 2010 ItP	**Agreed**
	-	-	Full luminaire details to be provided including LED's and feature lighting.	**Agreed**			**Agreed**		
	-	-	Bedside lights to be low energy type.	**Agreed**			**Agreed**		
	-	-	Feature lighting LED's to be provided inline with the ER's.	**Agreed**			**Agreed**		
	-	-	BE lighting design strategy to be applied to the Internal Lighting scheme which shall be developed in line ER's to provide full CIBSE compliance.	**Agreed**			**Agreed**		
	-	-	Lamp colour strategy to be developed in line with HSE & CIBSE guidance	**Agreed**			**Agreed**		
	-	-	External Lighting scheme to be developed in line ER's with full CIBSE compliance.	**Agreed**			**Agreed**		

Comms Room Racks	-	-	Reduction in racks is not agreed, ie. 10 indicated by BE in each main Comms Room to be amended inline with the ER's drawing.	Agreed	Rack number will be as the ER's	Number of racks to be as ER drawing	**Agreed**	All items in this Section as per 'Agreed Position 2009 Contract' i.e. no change in status for 2010 ItP	Agreed
	-	-	Comms room cooling strategy to be detailed to minimise energy use.	Agreed	Part of Stage 2 detailed design activities.				
Fire Alarm	-	-	Graphic user interface system details to be provided during detailed design	Agreed	Part of Stage 2 detailed design activities.		**Agreed**	All items in this Section as per 'Agreed Position 2009 Contract' i.e. no change in status for 2010 ItP	Agreed
	-	-	BE to provide full details of the proposed voice alarm system and indicate areas to be covered by conventional sounders	Agreed	Part of Stage 2 detailed design activities.		**Agreed**		
	-	-	Atrium protection system details to be provided	Agreed	Brookfield confirm that a Double knock fire detection only will be provided. Atrium is provided with ETFE roof covering which includes a hot wire system and therefore no other protection systems should be required.	All systems will be provided to meet the building control and fire engineering solution.	**Agreed**		
	-	-	Comms room VESDA system details to be provided	Agreed	Part of Stage 2 detailed design activities		**Agreed**		
Structured Data Wiring	-	-	Comms room and rack layouts to be provided for early discussion with GG&C Technology to verify equipment space allocation.	Agreed	Part of Stage 2 detailed design activities		**Agreed**	All items in this Section as per 'Agreed Position 2009 Contract' i.e. no change in status for 2010 ItP	Agreed
Metering	-	-	All metering to be provided in accordance with ER's to allow active energy management together with associated BREEAM credits.	Agreed	Metering has been included to CIBSE TM39 with provision for fitting future metering to individual department as required (i.e. stool sections in pipe and a BMS connection point).	BE to provide proposal to meet ER requirement including potential use of portable active monitoring.	Brookfield proposal agreed, supported by ZBP Metering Strategy December 2009.	All items in this Section as per 'Agreed Position 2009 Contract' i.e. no change in status for 2010 ItP	Agreed
Energy Management	-	-	Energy Management software to be fully compliant with ER's complete with BMS management and interactive link to GG&C system	Agreed	Part of Stage 2 detailed design activities		**Agreed**	All items in this Section as per 'Agreed Position 2009 Contract' i.e. no change in status for 2010 ItP (design development of this aspect will be monitored during Stage 3)	Agreed
Standby Power	-	-	BE to provide early proposals for system management, CHP and Utility Company interface details to progress agreement of all parties	Agreed			**Agreed**	Part of Stage 3 Design Development	Agreed
Bio fuels	-	-	BE to advise outcome of their proposed feasibility study and provide detailed proposals	Agreed	Brookfield advised that a further investigation would be made into the use of biogas if supply was made available to Board from the sewage water treatment operator. Biofuel was investigated and found not feasible.	Please provide details of the review in report format for overview.	Post Contract	Board to advise during Stage 3 should Biofuel become a requirement. Design provides 'T' connections for potential future integration with a biofuel system/solution.	Agreed

Utiliities	-	-	BE to provide design estimates for water, gas and electricity to verify and update Utility company info .	**Agreed**			**Agreed**	These have been provided in relation to Water and Electricity, Gas to be provided.	**Agreed**
Service reserve capacity Electrical Utilities Estimated Loads	- -	- -	BE to ensure that service reserve capacity is maintained during detailed design MVA Requirement varies from ER	**Agreed** **Agreed**		 Quotation is for 24 MVA and this is acceptable	**Agreed**	All items in this Section as per 'Agreed Position 2009 Contract' i.e. no change in status for 2010 ItP	**Agreed**
As fitted drawings, asset register and O&M's	-	-	BE to ensure that all systems shall be linked to the As Fitted drawings via MiCAD drawing mapping, the MiCAD should also integrate with the LMS to provide a fully integrated system complete with interfaces to the PPM and Board's labour resource software systems (Apollo or Eclipse).	**Agreed**	Agreed as detailed in Brookfield Contractors Proposal Vol 3 Completion Strategy 3.24	Confirm that a full operating system will be provided with all of the requested operational activities and working links.	Confirmed that ER requirement will be met.	All items in this Section as per 'Agreed Position 2009 Contract' i.e. no change in status for 2010 ItP	**Agreed**
PPM	-	-	BE to provide, as part of the contract, a full PPM manual and system (computer based software package) for all the buildings and for all building and building services elements of the project. This system will incorporate the As Fitted drawings (MiCAD format) and specifications. This schedule shall have a full planned maintenance programme of works that the FM & Estates managers can review to plan and establish their annual maintenance schedules and annual budgets. BE will be responsible for the purchase and installation of the full PPM system, including pc work stations, barcode readers and tablets.	**Agreed**	Agreed as detailed in Brookfield Contractors Proposal Vol 3 Completion Strategy 3.24	Confirm that a full operating system will be provided with all of the requested operational activities and working links.	Confirmed that ER requirement will be met.	All items in this Section as per 'Agreed Position 2009 Contract' i.e. no change in status for 2010 ItP	**Agreed**
General Items	- - - - - - -	- - - - - - -	BE drawings will require further development to meet ER requirements. Vibration and noise solutions to be included on drawings. Weather proofing to be in accordance with ER's. All plant sound attenuation measures to be shown. All plant tagging to be in compliance with ER's. Compliance with ER's to be demonstrated for all plant and systems maintainability and area isolation. Leak detection to be incompliance with	**Agreed** **Agreed** **Agreed** **Agreed** **Agreed** **Agreed** **Agreed**	Part of Stage 2 detailed design activities Part of Stage 2 detailed design activities Part of Stage 2 detailed design activities Part of Stage 2 detailed design activities Part of Stage 2 detailed design activities Part of Stage 2 detailed design activities which will comply with CDM regulations.		**Agreed** **Agreed** **Agreed** **Agreed** **Agreed** **Agreed** **Agreed**	Continued activity as part of design development. Continued activity as part of design development. Continued activity as part of design development. Continued activity as part of design development. See The 2010 Instruction to Proceed Log - in Folder S Continued activity as part of design development. Continued activity as part of design development +	**Agreed**

			ER's.					specifics in The 2010 Instruction to Proceed Log and Critical Failures to address Theatres etc	
	-	-	All clinical areas with special emphasis on Operating Theatres, Radiology, MRI and Critical Care to be configured to miminise risk of water damage from plant and equipment. All plantrooms to be treated for mitigation of water leaks in accordance with the ER's.	**Agreed**			**Agreed**	Continued activity as part of design development + specifics in The 2010 Instruction to Proceed Log and Critical Failures to address Theatres etc	
	-	-	Environmental proving of all rooms to be provided in accordance with the ER's. Samples and reliance on BMS only for test results is not acceptable.	**Agreed**	Part of commissioning and handover		**Agreed**	As per 'Agreed Position 2009 Contract' i.e. no change in status for 2010 ItP	
	-	-	All services elements to be included to meet the buildings Fire Engineering solution, eg. Stair Pressurisation, Smoke Control etc. all in accordance with the ER's and to the requirements of building Control.	**Agreed**			**Agreed**	As per 'Agreed Position 2009 Contract' i.e. no change in status for 2010 ItP	
	-	-	Dual path distribution resilience to be provided for all services in accordance with the ER's.	**Agreed**	For agreed extent of dual paths for electrical services refer to RFI log, (RFIs 031 & 068).	Not agreed. Heating, Chilled water, controls and BMS must have dual path distribution resilience. All piped services including CWS & HWS must be configured to ensure minimum disturbance to services. Refer to paragraphs in section 8.1.3 and 8.1.5 etc.	Agreed that dual path distribution relates to electricity and all water systems (e.g. chilled water, CWS & HWS, heating etc)	As per 'Agreed Position 2009 Contract' i.e. no change in status for 2010 ItP. See also The 2010 Instruction to Proceed Log	
	-	-	BMS IP network to be fully stand alone with all active equipment will be included. BMS to be fully compliant with ER appendix M&E5.	**Agreed**			**Agreed**	As per 'Agreed Position 2009 Contract' i.e. no change in status for 2010 ItP	
	-	-	All Mechanical, Electrical, Public Health and Specialist System plant to be designed and installed in modular arrangements incorporating plant N+1 redundancy to minimize disruption during planned maintenance in accordance with the ER's.	**Agreed**	Not possible in all cases to do this. (S)HTMs in some cases will not allow for example: HWS systems.	Not accepted. All plant to be N+1. In respect of the specific item the BE bid has 2+1 service units for the HWS which is acceptable	Generally all plant will come N+1. On HWS agreed that an extra pump be provided for quick change if required	As per 'Agreed Position 2009 Contract' i.e. no change in status for 2010 ItP	
	-	-	BE to provide detailed backup to justify plant selection e.g. Capital Costs Lifecycle & Maintenance Costs Additional Electrical etc loadings Projected Energy costs etc	**Agreed**	Part of Stage 2 detailed design activities		**Agreed**	Continued activity as part of design development.	
			BE shall develop the sustainability brief in conjunction with the Local Authority to ensure compliance with: Building Regulations, BREEAM Healthcare Excellent	**Agreed**	As detailed in contractors proposal and Part of Stage 2 detailed design activities		**Agreed**	Continued activity as part of design development.	

			requirements, Building Control, Glasgow City Council requirements Scottish Government Planning Policies including SPP6 Advice Notes including PAN84 NHS/Board objectives.						
Bid Submission – Vol 3 Strategy									
Text [ref]			Comments Incorporated within drawing and ER items above.						
Bid Submission – Vol 4 Specifications									
Spec [ref]			Detailed construction specification to be provided as part of the design review process	**Agreed**			**Agreed**	Appendix K information submitted and reviewed, specifications will continue to develop as design is progressed. Current status included in Folder V.	**Agreed**
Bid Submission – Vol 5 Components									
Component [ref]			Capacities, rating, spare capacity all to be confirmed to reflect accurate building geometry and dimensions during detailed design. List to be expanded to include all ancillary plant e.g. pressurisation units, water filtration plant, fuel systems, wet risers, sprinklers, controls, data wiring, data wiring accessories, racks, power distribution, lighting controls, Structured cabling, nurse call, fire alarms, transformers, luminaire details and BMS etc. Three manufacturers for each plant type to be agreed for all Mechanical, Electrical and Public Health equipment prior to contract execution.	**Agreed** **Agreed**	Agreed list included in Volume 5 of Contract Data Part 2		**Agreed** Agreed list included in Volume 5 of the Contractor's Proposals in Contract Data Part 1	Updated agreed list included in Folder H1 of the 2010 Instruction to Proceed	**Agreed**
Bid Submission – Vol 6 Equipment									
Generally			as part of the design review process						
Bid Submission – Vol 7 SHTM									
Generally			Compliance to be demonstrated during the detailed design	**Agreed**			**Agreed**	All items in this Section as per 'Agreed Position 2009	**Agreed**

								Contract' i.e. no change in status for 2010 ItP	
Bid Submission – Vol 8 ADB									
Generally									

MAIL TYPE	MAIL NUMBER	REFERENCE NUMBER
Request For Information	NA-RFI-000365	NA-RFI-000365

NSGH: SENSOR TAPS

From	Ms Liane Edwards - NIGHTINGALE ASSOCIATES
To (3)	Mr Gavin Burnett - Brookfield Multiplex Construction Europe Mr Colin Grindlay - Brookfield Multiplex Construction Europe Mr Darren Smith - Brookfield Multiplex Construction Europe
Cc (2)	Ms Lindsay Gibbon - NIGHTINGALE ASSOCIATES Mr JASON TRUSCOTT - NIGHTINGALE ASSOCIATES
Sent	Monday, 24 September 2012 9:54:08 AM BST (GMT +01:00)
Respond by	**28/09/2012**
Status	**Closed-Out**

ATTRIBUTES

Attribute 1	Stage 3 - Adults New Hospital, Stage 3 - Childrens New Hospital
Attribute 2	030. Architectural, 033. M&E Building Services

MESSAGE

Darren, Gavin, Colin

Our NA colleagues in Wales have highlighted an issue with the omission of sensor taps which we strongly recommend BM discuss further with the NHS.

NA (Cardiff) are currently working on Health Vision Swansea (large outpatients hospital).The Health Board there changed all the taps to the Horne mixer tap (same as NSGH). We understand that this type of tap has now been **prohibited** for use in Wales. We understand that the insides of the tap are rough cast rather than machine cast which leads to infection control issues. All Welsh Health Boards have now had a tap demonstration from Ideal Standard and they feel that the **sensor taps are now safer to use**.

We understand that Glasgow NHS are not minded to keep sensors, however in light of this information, and the implications for the servicing of the build should they later change their minds back to sensors, surely it would be wise to raise this with them and ensure they are fully aware of the potential risks.

Regards

LE

New South Glasgow Hospital Adult & Children Hospital
Design Stage Certification Report
BREEAM Healthcare 2008 v4.0

WSP Environmental

9th February 2012

A52756968

QM

Issue/ Revision	Issue 1	Revision 1	Revision 2
Remarks	Desgin Stage (Interim) Certification Report	Design Stage (Interim) Certification Report - Incorporating Brookfield Comments	
Date	11/08/2011	09/02/2012	
Prepared by	Gail Williams	Gail Williams	
Signature	[redacted]		
Checked by	Gareth Sammons	Gareth Sammons	
Signature	[redacted]		
Authorised by	Gareth Sammons	Gareth Sammons	
Signature	[redacted]		
WSP Project Number	00014855.00		
BRE Reference Number	WSPE-HEA-GS03-13		

WSP Environmental UK
The Victoria
150-182 The Quays
Salford Quays
Greater Manchester
M50 3SP

Tel: +44 (0)161 886 2400
Fax: +44 (0)161 886 2401
http://www.wspgroup.com

Reg. No: 1152332

A52756968

CONTENTS

	Section
EXECUTIVE SUMMARY	
CERTIFICATION REQUEST FORM	
DEVELOPMENT	**1**
DESIGN TEAM	**2**
INTRODUCTION	**3**
BACKGROUND	**4**
CATEGORY WEIGHTINGS AND CREDIT PE	**5**
REPORT FORMAT	**6**
DISCLAIMER	**7**
COPYRIGHT	**8**
SUMMARY & SCORING SHEET	**9**
ASSESSMENT COMMENTARY	**10**

APPENDICES
A Ene 1 Reduction in CO_2 Emissions
B Tra 1 Provision of Public Transport
C Mat 1 Materials
D Mat 6 Insulation
E LE4&5 Mitigating Ecological Impact

A52756968

EXECUTIVE SUMMARY

WSP Environmental has been appointed to undertake a BREEAM Healthcare 2008 Design Stage Certification for the New South Glasgow Adult & Children Hospital, hereafter refered to as 'NSGH'.

The NSGH is to be a fully fitted out Acute Adults & Childrens Hospital, as part of the New South Glasgow Hospital development. The proposed Laboratory building has undergone a separate assessment under BREEAM Other Buildings.

The BREEAM rating is divided into five levels, with PASS, GOOD, VERY GOOD, EXCELLENT and OUTSTANDING being the achievable ratings. The percentage score achieved within the assessment is categorised accordingly, based on calculations in the BREEAM 2008 software:

The minimum scores required for the Design and Procurement Assessment are as follows:

Rating	Percentage
PASS	30%
GOOD	45%
VERY GOOD	55%
EXCELLENT	70%
OUTSTANDING	85%

This report provides the design stage assessment for the NSGH and provides the validation and evidence for those credits achieved in the assessment. The following assessment demonstrates that the design team have provided sufficient information to result in the below scoring and rating.

	Credits Achieved
Score	76.08%
Rating	Excellent

In order to complete the assessment and achieve a full BREEAM certificate, the assessor will be required to verify performance of the scheme throughout construction and once again submit to BRE recommending full certification.

Certificate Request Form

BREEAM rating									
PASS		GOOD		V.GOOD		EXCELLENT	x	Outstanding*	

Percentage score	**76.08%**	**BREEAM Scheme & Version**	**Healthcare 2008 v2008**
BRE ref. no.	**WSPE-HEA-GS03-13**		
Stage of assessment	**Interim Design**		
Report Date	9th February 2012	**Assessed Net floor area**	120,000 m^2

Project type: (BREEAM Retail, Offices, Industrial and Bespoke assessments only)

Shell Only	If shell only, do you require 'Maximum Potential Fitted Out BREEAM score' to appear on the certificate?	
Fully Fitted	If yes, what is the 'Maximum Potential Fitted Out BREEAM score' (taken from assessment tool)?	

Building and Team Details

Building name / Plot number and building address	New South Glasgow Adult & Children's Hospital, New South Glasgow Hospital Project Top Floor, Modular Offices, Construction Site, Off Hardgate Road, G51 4SX
Licensed assessor	Gail Williams
Assessor organisation	WSP Environmental Ltd
Client	NHS Greater Glasgow & Clyde, Greater Glasgow and Clyde NHS Board, Dalian House, 350 St Vincents Street, Glasgow, G3 8YZ
Developer	Brookfield Europe, Brookfield Europe, 23 Hanover Square, London, W1S 1JB
Architect	Nightingale Assocaites, 87-91 Newman Street, London, W1T 3EY
Main Contractor	Brookfield Europe, Brookfield Europe, 23 Hanover Square, London, W1S 1JB
Other	M&E - ZBP, 1 Eton Street, Richmond, Surrey,TW9 1EF Civil, Transport & Drainage Consultants - WSP UK, Foley House, Centurion Business Park, 5 Seaward Place, Glasgow, G41 1HH Landscape Architects - Gillespies, 1 St John's Square, London EC1M 4DH Sustainability Consultants - WSP UK, One Queens Drive, Birmingham, B5 4PJ Ecologist - WSP Environmental, 4/5 Lochside View, Edinburgh Park, Edinburgh EH12 9DH Acoustician - Acoustic Logic, Charter House, 12 Russell Gardens, Kensington, London, W14 8EZ

* BREEAM Outstanding Rating *(mandatory if applying for BREEAM Outstanding rating)*

Not applicable to scheme

It is a condition of awarding an Outstanding BREEAM rating that a case study of the assessed building is produced. The design team/client must therefore agree to provide relevant information about the project to BRE Global for production and dissemination of such a case study. Where permission is not granted or information not provided, the assessed building will be awarded an Excellent rating.

Interim design stage certification

On submission of the interim design stage report the client or their representative agree to provide the relevant information and give permission to BRE Global to produce and disseminate a case study for the assessed building at the final stage of BREEAM certification. The relevant information is not required for or at the interim stage of certification.

A52756968

Post construction certification

On submission of the final post construction stage report the client or their representative agree to provide the relevant building information and give permission to BRE Global to produce and disseminate a case study of the assessed building.

BREEAM Approved Innovations		
Have BREEAM *Approved Innovation* credits been awarded in the assessment		**No**
If yes, please state the BRE Global *Approval Number* for each *Approved Innovation* below:		

1. DEVELOPMENT

The development under assessment is a new build 14 floor acute Adult and Children hospital on the South side of Glasgow. The proposed construction programme is 4 years and is due to be completed in 2015. The hospital will accommodate specialist services such as renal medicine, transplantation and vascular surgery, with state of the art Critical Care, Theatre and Diagnostic Services.

The atrium will house retail shops and a coffee shop and a restaurant/coffee area will be located on the first floor. These ancillary areas can be assessed in combination with the medical areas under BREEAM Heathcare 2008. Extensive landscaping is proposed around the Hospital.

The Adult and Children's hospital is part of the wider New South Glasgow Hospital development which also comprises a new laboratory building and a new maternity hospital which are not included within this BREEAM assessment.

Scope of the Development

Project Type	New Build
Building Size	Medium and Large Build ≥5000m² circa 120 000m²
Patient Type	Inpatient
Building Type	General Acute Hospital
Functions/ Facilities Specified	Lifts/ Food Preparation/ Cold Storage Plant/ Internal and External Soft Landscaping

2. DESIGN TEAM

Role	Company	Contact	Address
Client	NHS Greater Glasgow & Clyde	Alan Seabourne	Dalian House, 350 St Vincents Street, Glasgow, G3 8YZ
Developer:	Brookfield Europe	Darren Smith	Brookfield Europe, 23 Hanover Square, London, W1S 1JB
Architects:	Nightingale Associates	John Wiggett	Nightingale Associates, 87-91 Newman Street, London, W1T 3EY
Building Services Consultants:	ZBP	Tom Davis	1 Eton Street, Richmond, Surrey,TW9 1EF
Landscape Architects	Gillespies	Emma Corey	1 St John's Square London EC1M 4DH
Civil, Transportation & Drainage Engineers	WSP UK	Pete Dunbar	Foley House, Centurion Business Park, 5 Seaward Place, Glasgow, G41 1HH
Sustainability Consultants:	WSP UK	Rebecca Hart	One Queens Drive, Birmingham, B5 4PJ
Ecologist	WSP Environmental	Jenny Hazzard	4/5 Lochside View, Edinburgh Park, Edinburgh EH12 9DH

Acoustician	Acoustic Logic	Chris Turner	Charter House, 12 Russell Gardens, Kensington, London, W14 8EZ
BREEAM Assessors:	WSP Environmental	Gail Williams	150-182 The Quays, Salford Quays, Greater Manchester, M50 3SP

3. INTRODUCTION

This report has been prepared for Brookfield Europe by WSP Environmental Ltd. The report constitutes the Design Stage (Interim) assessment report based on evidence provided by the design team. The assessment is based on a full assessment under BREEAM Healthcare 2008.

WSP Environmental are licensed under the BREEAM 2008 Healthcare scheme.

This report presents the evidence and validation statements which conclude that the development achieves an Excellent rating.

4. BACKGROUND

BREEAM is a market-focused tool aimed at encouraging significant improvements in the performance of buildings through the recognition and demonstration of improvements made to those buildings.

The BREEAM score provides a means of measuring the environmental impact of a building throughout its life and so benchmarking this against other buildings. There are a number of key uses for the methodology, which provide the following benefits:

- Maximising opportunities of the building's performance during the design phase of both new build and refurbishment schemes.
- Specifying environmental requirements in the procurement and management of retail developments of any age or type.
- Providing an independently verifiable measurement tool for use within Environmental Management Systems.
- Providing an independently verifiable environmental label for marketing and promotional purposes.

The BREEAM rating is divided into five levels, with PASS, GOOD, VERY GOOD, EXCELLENT and OUTSTANDING being the achievable ratings. The percentage score achieved within the assessment is categorised accordingly, based on calculations in the BREEAM 2008 software:

Minimum score required for Design and Procurement Assessment

Rating	Percentage Required
PASS	30%
GOOD	45%
VERY GOOD	55%
EXCELLENT	70%
OUTSTANDING	85%

Background to BREEAM Healthcare 2008

BREEAM Healthcare can be used to asses the following types of Healthcare establishment:
1. Teaching/ specialist hospitals
2. General acute hospitals
3. Community and mental health hospitals
4. GP surgeries
5. Health centres and clinics

The table below provides a description of the typical facilities and services offered by and forming a part of one of the above healthcare buildings. Where a healthcare development does not fit one of the above building type descriptions BREEAM Healthcare may still be the most appropriate scheme for the assessment. Where in doubt BRE will be contacted.

Table A1 Healthcare site types, HTM 07-02 EnCO2de, 2005 (Department of Health)

	Typical descriptions	Facility	Service
1	Teaching Hospital Specialist Acute Hospital	In-patient High concentration of energy-intensive engineering services and specialist equipment	Diagnostic and treatment services for physical healthcare together with specialist services Consultant-led
2	General Acute Hospital	In-patient Medium concentration of energy-intensive engineering services and specialist equipment	Diagnostic and treatment services for physical healthcare Consultant-led
3	Community Hospital Cottage Hospital Mental Health Hospital/ Unit Learning Disability Unit	In-patient Basic engineering services and equipment	Limited diagnostic and treatment services for physical healthcare Nurse or GP-led Care services for physical healthcare Nurse or GP-led Mental health and learning disability services Consultant or nurse-led
4	GP Surgery	Non in-patient Use typically 50-65 hours/week	Primary care consultation GP-led
5	Health Centre Clinic	Non in-patient Use typically 35-45 hours/ week Basic engineering services and equipment	Primary care and mental health Nurse/ dental/ visiting consultant or specialist

The building functions/ areas listed below are covered by the scope of BREEAM Healthcare where they form a part of one of the above types of healthcare buildings:

Healthcare specific areas
- Clinical areas with controlled environmental conditions, e.g. operating theatres, delivery rooms or pathology
- Consultation rooms
- Interview rooms/ counselling
- Dayrooms/ leisure areas, e.g. music rooms, audio visual, arts and crafts
- Wards/ bedded areas
- Exercise/ rehabilitation facilities, e.g. gymnasium, swimming/ hydroptherapy pool
- Physiotherapy

Office areas
- Cellular or open plan offices
- Meeting rooms

Other associated functions/ areas
- Community areas, e.g. halls
- Faith rooms
- Reception and waiting areas
- Teaching/ training spaces, e.g. classrooms, seminar rooms, lecture theatres
- Laboratories
- Tenanted areas, e.g. pharmacy, small retail unit, café
- Food preparation, servery areas and dining areas
- Staff gym
- Library
- Cold storage
- Creche/ nursery
- Laundries
- Staff restaurant and/ or kitchen facilities
- Restrooms, WCs and changing facilities
- Storage and waste management areas
- I.T. suites, server rooms
- Ancillary areas e.g. plant room, circulation space

BREEAM Healthcare cannot be used to assess any of the above functions/ spaces as standalone developments, i.e. the Healthcare scheme cannot be used to assess and certify an office or gym that does not form part of one of the above healthcare facilities. Such buildings can be assessed using one of the other standard BREEAM schemes or, where appropriate, the BREEAM Bespoke scheme.

Ambulance Trust Buildings
BREEAM Healthcare cannot be used to assess Ambulance Trust buildings unless they contain medical facilities. The BREEAM Bespoke scheme can be used to BREEAM assess and certify these building types.

Residential Care Homes and Staff Residential Accommodation
Residential Care Homes and Staff Residential Accommodation cannot be assessed using BREEAM Healthcare. The BREEAM Multi-Residential scheme can be used to BREEAM assess and certify these building types.

[BREEAM Healthcare 2008 Assessor Manual, BRE Global Ltd 2008]

5. CATEGORY WEIGHTINGS AND CREDIT PERCENTAGES

The categories within BREEAM Healthcare 2008 are weighted according to importance by BRE, see table below. Within each category there are a different number of credits, therefore, individual credits carry specific percentage weightings, as a percentage of the overall total.

Category	Section Weighting	Credits Available*	Percentage Worth of each Credit
Management	12.00%	16	0.75%
Health & Wellbeing	15.00%	18	0.83%
Energy	19.00%	24	0.79%
Transport	8.00%	13	0.62%
Water	6.00%	9	0.67%
Materials	12.50%	15	0.83%
Waste	7.50%	6	1.25%
Land Use & Ecology	10.00%	10	1.00%
Pollution	10.00%	12	0.83%

* The number of credits available is based on the scoping of appropriate assessment criteria produced within BRE's assessment tool. This is based on the type of building and room functions within.

BREEAM 2008 incorporates a mechanism whereby schemes achieving exemplar performance in a particular area or demonstrating innovation can achieve an additional 1% for each item up to a maximum of 10. The innovation section is shown at the end of the main assessment table.

MANDATORY CREDITS

To achieve a BREEAM rating, the minimum percentage score must be achieved and the mandatory standards (number of credits achieved) applicable to that rating level must be complied with. These are shown below:

BREEAM Issue	BREEAM Rating/ Minimum Number of Credits				
	Pass	Good	Very Good	Excellent	Outstanding
Man 1 - Commissioning	1	1	1	1	2
Man 2 - Considerate Constructors				1	2
Man 4 - Building user guide				1	1
Hea 4 - High Frequency Lighting	1	1	1	1	1
Hea 12 - Microbial Contamination	1	1	1	1	1
Ene 1 - Reduction of CO_2 emissions				6	10
Ene 2 - Sub-Metering of Substantial Energy Uses			1	1	1
Ene 5 - Low or Zero Carbon Technologies				1	1
Wat 1 - Water Consumption		1	1	1	2
Wat 2 - Water Meter		1	1	1	1
Wst 3 - Storage of Recyclable Waste				1	1
Le 4 - Mitigating Ecological Impact			1	1	1

Further to the above the Department of Health have set a mandatory requirement on the achievement of T5-Travel Plan

7. REPORT FORMAT

The following table shows the summary of credits achieved against BREEAM Healthcare 2008 criteria. The subsequent table presents the evidence and justification for those credits achieved in the assessment.

8. DISCLAIMER

WSP Environmental has undertaken the following design assessment with the assistance of the Design Team. All information provided has been accepted in good faith as being accurate and representative of the proposed scheme at the time of review. The credits and credit requirements are based on the BREEAM Healthcare 2008.

The assessor (for itself and as agent for its staff) and its staff shall not be liable whether in Contract or in Tort or otherwise for any loss or damage sustained as a result of using or relying on the information contained in this report or the final certificate from BRE that it is based on.

9. COPYRIGHT

The BREEAM name and logo are registered trademarks of the Building Research Establishment Ltd. Copyright exists on BREEAM and it may not be used or reproduced in any form or for any purpose without prior written consent of BRE.

9. BREEAM Summary Sheet

breeam

BREEAM Scheme:	BREEAM Healthcare 2008
Building Name:	New South Glasgow Hospital
BREEAM Registration No.:	WSPE-HEA-GS03-13
BREEAM Assessor:	Gail Williams
Licensed Assessor organisation:	WSP Environmental

Pass	30%
Good	45%
Very Good	55%
Excellent	70%
Outstanding	85%

Stage of Assessment	BREEAM Score	BREEAM Rating
Interim - Design Stage	76.08%	EXCELLENT

Minimum BREEAM Standards

Rating Level	Pass	Good	Very Good	Excellent	Outstanding
Minimum Standards Achieved	YES	YES	YES	YES	NO

Building Performance by Section

	Environmental weighting	Credits available	Credits achieved	% Achieved	Weighted Score
Management	12.00%	16.00	15.00	93.75%	11.25%
Health & Wellbeing	15.00%	18.00	12.00	66.67%	10.00%
Energy	19.00%	26.00	15.00	57.69%	10.96%
Transport	8.00%	14.00	10.00	71.43%	5.71%
Water	6.00%	9.00	5.00	55.56%	3.33%
Materials	12.50%	15.00	9.00	60.00%	7.50%
Waste	7.50%	8.00	6.00	75.00%	5.63%
Land Use & Ecology	10.00%	10.00	9.00	90.00%	9.00%
Pollution	10.00%	13.00	10.00	76.92%	7.69%
Innovation	10.00%	10.00	5.00	50.00%	5.00%
				Total BREEAM Score	76.08%

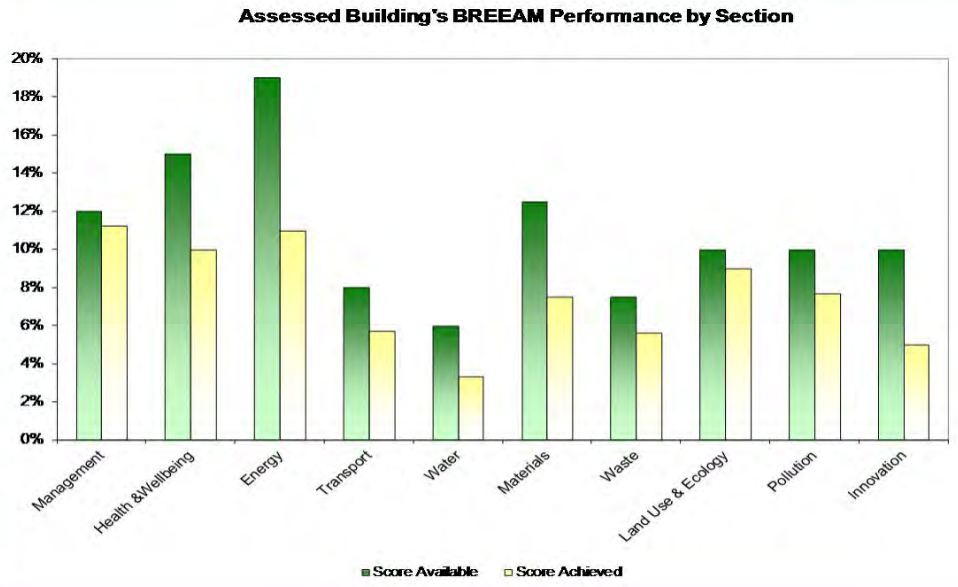

10. COMMENTARY

Ref	Title	Healthcare Criteria	Max Available	% Worth (in total for each question)	Credits Achieved	Validation	Information Received
Management							
Man 1	Commissioning	One credit where evidence provided demonstrates that an appropriate project team member has been appointed to monitor commissioning on behalf of the client to ensure commissioning will be carried out in line with current best practice. Two credits where, in addition to the above, evidence provided demonstrates that seasonal commissioning will be carried out during the first year of occupation, post construction (or post fit out).	**2**	**1.50%**	**2**	An extract has been provided from the Specification (ref. 1) which states that a commissioning monitor will be appointed to monitor commissioning and re-commissioning in accordance with Building Regulations, BSRIA and CIBSE. A commissioning programme will be released to all relevant parties 4 weeks before the commencement of commissioning. Brookfield have provided written confirmation that they will employ a commissioning manager and will oversee the commissioning process and commissioning management input to the construction programme and installation (ref. 3). A commissioning strategy has been provided (ref. 4) which notes the commissioning responsibilities and actions, in accordance with the BREEAM requirements 4. and 5. Further clarity regarding the commissioning responsibilities in accordance with the BREEAM requirements is provided in an email from ZBP (ref. 2). The Specification (ref. 1) states that specialist commissioning will be undertaken for refrigerant systems (including air conditioning), mechanical ventilation, BMS and renewables. Microbiological safety cabinets are not included within the building. BMS commissioning will be undertaken in accordance with CIBSE Commissioning Code C which complies with BREEAM requirements. The Specification states that seasonal commissioning will be undertaken over a 24 month period in accordance with BREEAM requirements. This will include interviews with representatives from the hospital. 2 credits achieved.	1) Engineering Services Specification - New South Glasgow Hospital, section Y50 ' Mechanical Commissioning', ZBP 2) Email from Sara Farzaneh to Gail Williams, '2900-BREEAM Pre-Assessment', dated 16/08/2010 3) Letter from Darren Pike (Brookfield), 'Fwd: NSGH A&C BREEAM progress update and evidence delivery date', dated 8/09/2010 4) Brookfield, NSGH, Building Services Commissioning, Handover And Training Strategy
Man 2	Considerate Constructors	One credit where evidence provided demonstrates that there is a commitment to comply with best practice site management principles. Two credits where evidence provided demonstrates that there is a commitment to go beyond best practice site management principles.	**2**	**1.50%**	**2**	Brookfield have provided a letter confirming that the New South Glasgow Hospital site is registered under CCS and a score of at least 32 will be achieved, with a minimum of 3 points in each section. Therefore this credit has been achieved. A further letter has since been received from Brookfield confirming a new commitment to achieve a score of 36 points or more and therefore the innovation credit has been achieved. 2 credits achieved.	1) Letter from A. Keeley of Brookfield Construction (UK) Ltd to Gail Williams, dated 4th August 2010 2) Letter form A. Keeley of Brookfield Construction (UK) Ltd to Gail Williams (WSP), 'Considerate Constructors Scheme', dated 4/09/2010

10. COMMENTARY

Ref	Title	Healthcare Criteria	Max Available	% Worth (in total for each question)	Credits Achieved	Validation	Information Received
Man 3	Construction Site Impacts	One credit where evidence provided demonstrates that 2 or more of items a-g (listed below) are achieved. Two credits where evidence provided demonstrates that 4 or more of items a-g (listed below) are achieved. Three credits where evidence provided demonstrates that 6 or more of items a-g are achieved: a. Monitor, report and set targets for CO_2 or energy arising from site activities b. Monitor, report and set targets for CO_2 or energy arising from transport to and from site c. Monitor, report and set targets for water consumption arising from site activities d. Implement best practice policies in respect of air (dust) pollution arising from the site e. Implement best practice policies in respect of water (ground and surface) pollution occurring on the site f. Main contractor has an environmental materials policy, used for sourcing of construction materials to be utilised on site g. Main contractor operates an Environmental Management System. One additional credit where evidence provided demonstrates that at least 80% of site timber is responsibly sourced and 100% is legally sourced.	**4**	**3.00%**	**4**	A letter has been provided by Eva Gkenakou of Brookfield (ref. 1) to confirm Brookfield's commitments in respect to each of the items listed in Checklist A3, as follows: a) Energy use will be recorded and displayed on site, data to confirm this is shown on an example 'Monthly Returns Form'. Confirmation is also provided that targets will be set displayed in a graphical analysis in the site office to show consumption comparison with set targets. Monitoring will include checking the meters and displaying the data, which will be the responsibility of the EHS Manager. b) A site monitoring system will be in place to monitor and record deliveries. This will record the number of deliveries, the mode of transport and the km/miles travelled for all deliveries. The Logistics Manager has been nominated as the individual responsible for the monitoring and collection of data. c) Water consumption will be recorded and displayed on site. The example Monthly Returns Form from June and the Brookfield procedure confirm this. As a minimum, monitoring will include checking the meters and displaying some form of graphical analysis in the site office to show consumption over the project duration and how actual consumption compares to the targets set. The site has nominated the EHS Manager responsible for monitoring and collecting the data. d) The site will adopt best practice procedures in relation to minimising air/dust pollution. PPG 1, PPG 5, PPG 6, and other guidance like the BRE's Control of dust from construction and demolition activities will be followed as far as practicable. Brookfield will also use the Supervisor's Manual and Dunne's EMP referring to Air Emissions control measures. Confirmation has been provided that this will be disseminated to site operatives via Method Statements and Toolbox Talks. e) The site will adopt best practice procedures in relation to minimising impact, as outlined in the following documents. PPG 1, PPG 5 and PPG 6. This will be disseminated to site operatives via Method Statements and Toolbox Talks. g) Brookfield have provided a copy of their EMS certification which is third party certified to ISO14001. Brookfield have also provided written confirmation that 100% of site timber will be legally sourced and at least 80% of site timber will be responsibly sourced. 4 credits achieved.	1) Letter from Eva Gkenakou (Brookfield Construction UK Ltd) 'Man 3-A3 checklist and relevant evidence', Ref. BCL UK-GC-001950, dated 16 July 2010 2) Brookfield Construction Ltd, Environmental Policy Statement May 2010 - 31st December 2010, UK/EHS/F/001a rev07 3) June 10 NSGH Monthly Returns, Brookfield Construction UK Ltd 4) Brookfield Construction (UK) Ltd Environmental Management System Certificate to ISO14001. 5) Letter from Alan Keeley (Brookfield Construction) to Rebecca Hart (WSP), 'Re: CO2 tracking', dated 24/01/2011, ref. BCL UK-GC-005905
Man 4	Building User Guide	One credit where evidence provided demonstrates the provision of a simple guide that covers information relevant to the tenant/ occupiers and non-technical building manager on the operation and environmental performance of the building.	**1**	**0.75%**	**1**	A letter has been provided by Brookfield which confirms that a building user guide will be provided to meet the BREEAM requirements. This will include all of the topic areas required by BREEAM and the guide will be non technical for both the FM and building user. 1 credit achieved.	1) Letter from Darren Pike (Brookfield Multiplex Europe) to Gail Williams (WSP), 'BREEAM Man 4 - Building user guide confirmation letter', ref. BMCE-LETTER-000159, dated 7/04/2011

A52756968

10. COMMENTARY

Ref	Title	Healthcare Criteria	Max Available	% Worth (in total for each question)	Credits Achieved	Validation	Information Received
Man 6	Consultation	One credit where evidence provided demonstrates that consultation has been, or is being, undertaken and feedback given to the local community and building users. In addition, advice should also have been sought from any relevant national and local history, archaeological bodies or military history groups regarding the heritage value of the building/site/surroundings. Two credits where, in addition to the above, evidence provided demonstrates that changes to the design and/or action has been taken as a result of the above consultation process. This should include the protection of any parts of the building (or site) having historic or heritage value in accordance with independent advice from the relevant body.	**2**	**1.50%**	**2**	**Credit 1** A consultation strategy and plan (ref. 10) has been provided which outlines the scope and timescales of consultation. A Design Report (ref. 11) has been provided which details the findings of workshops with consultees. In addition, photographic evidence and email confirmations have been provided that a Community Engagement event has taken place and the list of the topics covered (ref. 1-3). User Group agendas and meeting schedules indicate that meetings are set up for each department user group (ref. 4-6). Examples of User Group feedback have also been provided (ref. 6 & 12). Further meeting minutes, agendas and consultation responses have been provided confirming consultation with a range of stakeholders. Confirmation has also been provided that consultation has taken place regarding the masterplan which covers issues outlined in BREEAM (requirement 2). The Environmental Statement confirms that the LA, Historic Scotland and the National Monuments Records for Scotland have been consulted regarding local architecture and archaeology (ref. 7). The Design report notes that on completion of the development process for the Design Brief, feedback will be provided to participants (via documentation or presentations) on how their views, ideas and aspirations have been used in the Design Brief and associated tender documentation (ref. 11). **Credit 2** Details have been provided on the design modification procedure as a result of consultation responses. Marked up drawings (ref. 2) and an email summary statement (ref. 1) have been provided indicating how the design has been amended to account for consultation responses. The development plan seeks to retain all existing listed buildings on the site, for future refurbishment and use as administrative accommodation. The setting of these buildings and their 'major landmark' status, as identified in the City Plan Built Form Map has been considered by the 'indicative master plan and evaluated as part of the applicants Environmental Statement (ES) (ref. 7). 2 credits achieved.	**Credit 1** 1) NSGH Community Engagement Event Photographs 2) Email from Dan Harley (NHS Community Engagement Manager) 'BATH input to stakeholder session', 24/03/2010 3) Email from Dan Harley (NHS Community Engagement Manager) 'RE Stakeholder Input', 11/03/2010 4) NSGH Project Agenda - Adult Hospital Meeting Agenda 5) NSGH Project 1.200 Building User Group Meeting Schedule 6) Building User Group, Ward User Group Action Points, 20/04/2010 7) Chapter 14 Cultural Heritage Issue 1 Rev1 (Part of NSGH Environmental Statement) 8) NSGH 2010 Campus Masterplan, Ref. GIL-EW-XX-DC-700-000, 22/04/2010 9) Campus Masterplan Consent document, 22/06/2010 10) Community Engagement Plan for the New Hospital, 17/12/2008 11) Design Report NSGH, 'Report on Patient & Carer input to the design process for NSGH', April 2009 12) Engaging Communities in the NSGH, NHS, January 2009 **Credit 2** 1) Email from Anna Brown of Nightingale Associates, 'NSGH Adults - Post UGM3 Signoff Record Dwg for Generic Inpatient Ward', dated 14/05/2010 2) 1:200 and 1:50 Design Process Document 3) NSGH and Laboratory Project Design Acceptance Procedure 4) Campus Masterplan Consent document, 22/06/2010
Man 8	Security	One credit where evidence provided demonstrates that an Architectural Liaison Officer (ALO) or Crime Prevention Design Advisor (CPDA) from the local police force has been consulted at the design stage and their recommendations incorporated into the design of the building and its parking facilities (if relevant).	**1**	**0.75%**	**1**	Meeting minutes (ref. 2 & 3) have been provided by Nightingales confirming a meeting with the ALO on the 7th September 2010. A further letter (ref. 5) has also been provided from Strath Clyde Police confirming the level of consultation which has been undertaken and the proposal for on-going consultation. The letter confirms the lodgement of the application for SBD, satisfying one of the ALO's recommendations. John Wiggett (Nightingale Architects) has provided a letter (ref. 6) confirming that the consultation and meeting was undertaken during the concept stages of the project. John Wiggett (Nightingale Architects) has provided a letter (ref. 10) outlining the action points from the ALO and how these will be dealt with. This includes the location of the substation in the multi-storey car park rather than the energy centre and the specification of laminate glass. In addition the Board have provided a letter (ref. 11) confirming the remainder of the ALO's action points will be implemented. 1 credit achieved.	1) Emergency Department Users Group - NSGH, 8th July 2010 2) NSGH Architectural Liaison Meeting - Labs Building and Site, BMJ Offices, Glasgow, 05/08/2010 3) Notes from Meeting Police Liaison 7th September 4) Notes from meeting with Fiona Stewart, Dedicated Community Police Officer for Southern Campus, 28th November 2007 5) Letter from Rob Young (ALO of Strathcylde Police) to Heather Griffin (NSGH & Labs), dated 9/09/2010, ref. SBD107:10 6) Letter from John Wiggett (Nightingales) to Gail Williams (WSP), 'NSGH BREEAM MAN 8 Security', ref. NA-GC-001180, dated 9/12/10 7) Agreement to Appoint NHS Estates (1995) 8) Guide to Appointments NHS Estates (1995) 9) RIBA Outline Plan of Work (2007) and associated OGC stages 10) Letter from John Wiggett (Nightingales) to Gail Williams (WSP), 'Re: BREEAM Man 8 (Security)', NA GC 001256, 10/01/2011 11) Letter from Shiona Frew (NHS Glasgow Board) to Rebecca Hart (WSP), 'Re: BREEAM teleconference 070411 - Board Actions', 13/04/2011

A52756968

10. COMMENTARY

Ref	Title	Healthcare Criteria	Max Available	% Worth (in total for each question)	Credits Achieved	Validation	Information Received
Man 11	Ease of Maintenance	One credit where evidence provided demonstrates that specifications for the building and the building services/ systems and landscaping have considered ease and efficiency of maintenance in line with best practice.	**1**	**0.75%**	**1**	A completed and signed copy of the checklist 'Design Guide to Maintainable Buildings' outlined in Appendix 2 A1 of CIBSE guide to ownership, operation and maintenance of building services' has been provided by ZBP (ref. 2). ZBP have confirmed (ref. 8) that when preparing the design document the aspects written in Appendix 2 of CIBSE guide M have been taken into account. The checklist has been completed during the feasibility ,outline proposals ,system design and when detailed design is carried out. Indicative examples have been provided as documented in the Maintenance and Major Plant & Equipment Replacement Strategy and Key Decision Design Records (ref. 3 & 4). ZBP have provided a compliant Major Plant and Equipment Strategy (ref. 1) and Nightingale Architects have provided an Architectural Maintenance Strategy (ref. 5). Confirmation has been provided by ZBP that the Major Plant and Equipment Strategy has been undertaken in accordance with ISO 15686-1 and HTM 2023. The appraisal has formed the basis of the replacement strategy and the maintenance strategy. A detailed landscape management plan has been provided by Gillespies (ref. 6). 1 credit achieved.	1) Maintenance and major Plant and Equipment Replacement Strategy, New South Glasgow Hospital Project, Vol 3.0, Section 3.23, Brookfield. 2) A completed and signed copy of the checklist 'Design Guide to Maintainable Buildings' outlined in Appendix 2 A1 of CIBSE guide to ownership, operation and maintenance of building services' has been provided by ZBP 3) Key Decision Design Records, Chilled Water Systems, ZBP, July 2009 4) Key Decision Design Records, MTHW Heating System, ZBP, July 2009 5) Maintenance Strategy NSGH, Brookfield, Vol (3), Section 3.23, 6) NSGH Landscape Management Considerations, provided by Gillespies. 7) NEW SOUTH GLASGOW HOSPITALS MAJOR PLANT AND EQUIPMENT REPLACEMENT STRATEGY, ZBP, October 2010 8) Letter from Tom Davis (ZBP) to Gail Williams (WSP), Re: Latest BREEAM update and Design Stage Assessment Deadline (Hosp/G), dated 31/01/2011
Man 12	Life Cycle Costing	One credit where evidence provided demonstrates that a Life Cycle Cost (LCC) analysis based on the feasibility study proposals has been undertaken on the building design at a strategic and system level. Two credits where, in addition to the above, evidence provided demonstrates that the results of the feasibility study and consideration of LCC have been implemented.	**2**	**1.50%**	**2**	Doig and Smith have provided a LCC study (ref. 1). This confirms that the LCC Analysis was undertaken at bid stage (Stage C/D) and the analysis covers construction, FM and services and maintenance, replacements and repairs. In addition the study confirms that the updated LCCP will include utilities and end of life. The analyses have been undertaken for both 30 and 60 years and are shown in real, discounted and non-discounted cashflow terms. Doig & Smith have confirmed that they will be undertaking strategic and system analysis and comparing alternatives. They have identified the envelope and services as the targets for this. In addition, the LCC will be updated following FBC for the latest costs. Brookfield have provided written confirmation (ref. 3) that the LCC model will be updated to reflect the detailed and final design. In addition the option with the lowest discounted LCC will be implemented in the detailed design and specification. 2 credits achieved.	1) NSGH Detailed LCC Plans, Vol 12 Sect 12.8, Doig & Smith 2) Email from David McLeish (Doig and Smith) to Gail Williams, 'NSGH - BREEAM LCC Requirements', 13/08/10 3) Letter from Darren Pike (Brookefield) to Gail Williams (WSP), 'Re: BREEAM teleconference 070411 - actions and decisions', ref. BMCE-LETTER-000184, 7/06/2011
Man 13	Good Corporate Citizen	One credit where evidence provided demonstrates that the Good Corporate Citizen model has been used to assess the development and there is a commitment to continue to use the model to re-assess the development regularly	**1**	**0.75%**	**0**	Correspondence from the Board has confirmed that this credit is unlikely and therefore it is not targeted at the design stage.	N/A
Health & Wellbeing							
Hea 1	Day lighting	Two credits where at least 80% by floor area of occupied staff and public spaces have an average daylight factor of 2% or more. And at least 80% by floor area of occupied patient spaces (dayrooms, wards) and consulting rooms have an average daylight factor of 3% or more.	**2**	**1.67%**	**0**	Due to non compliance in some areas, these credits are not targeted.	N/A

10. COMMENTARY

Ref	Title	Healthcare Criteria	Max Available	% Worth (in total for each question)	Credits Achieved	Validation	Information Received
Hea 2	View Out	One credit where evidence provided demonstrates that all workstations/ benches and desks and at least 80% by floor area of public areas have an adequate view out. Second Credit (only applicable to in-patient areas) One credit where evidence provided demonstrates that all patient-occupied spaces have an adequate view out.	**2**	**1.67%**	**0**	Due to non compliance in some areas, these credits are not targeted.	N/A
Hea 3	Glare Control	One credit where evidence provided demonstrates that an occupant-controlled shading system (e.g. internal or external blinds) is fitted in relevant building areas.	**1**	**0.83%**	**1**	The tender documents (ref. 1) state that integral blinds will be installed to windows, curtain walling and internal screens. These will be occupant controlled via operating handles, levers or stays located in convenient places for staff or patients. Nightingales have confirmed through a written statement (ref. 2) and drawings that all bedrooms (bedded areas) and all rooms with workstations & desks have occupant controlled solar shading devices installed to the external windows. Patient occupied spaces (treatment, consult/exam, bedrooms etc.) have interstitial blinds, whereas staff & visitor occupied spaces (offices, workstation rooms, interview rooms etc.) have standard/typical blinds 1 credit achieved.	1) NSGH Project, Invitation to Participate in Competitive Dialogue, Volume 2, 'Blinds and Curtains'. 2) Letter from Anna Brown (Nightingale Associates) to Gail Williams (WSP), 'BREEAM HEA3 Glare Control - Further Evidence', 7 September 2010 and attached marked up drawings
Hea 4	High frequency lighting	One credit where evidence provided demonstrates that high frequency ballasts are installed on all fluorescent and compact fluorescent lamps.	**1**	**0.83%**	**1**	The specification states that all fluorescent luminaires will be fitted with high frequency control gear. Therefore this credit is achieved. 1 credit achieved.	1) New South Glasgow Hospital Performance Specification, Lighting Calculation & Luminaire Selection, ref. ZBP-xx-xx-SP-SH-248, ZBP April 2010
Hea 5	Internal and external lighting levels	One credit where evidence provided demonstrates that all internal and external lighting, where relevant, is specified in accordance with the appropriate maintained illuminance levels (in lux) recommended by CIBSE.	**1**	**0.83%**	**1**	The Engineering Services Specification (ref. 1) states that lighting systems will comply with CIBSE Code for Lighting 2006 and all CIBSE Lighting Guides. WSP Civils have confirmed (ref. 2) that CIBSE LG6 4.7 Hospitals and Health Care – For Roadway and BS 5489 Code of Practice for Road lighting have been complied with for the access roads. Glasgow City Council also have a policy for the use of White Light which has been used. 1 credit achieved.	1) New South Glasgow Hospital Engineering Services Specification, ZBP, Section 2.0 Selection Criteria & Standards, Sub-section 2.1. 2) Email from Kevin Ramsay (WSP Civils) to Gail Williams (WSP Environmental), RE: NSGH - Proposed Street Lighting Layout, 28/03/2011
Hea 6	Lighting Zones and Controls	One credit where evidence provided demonstrates that, in all relevant building areas, lighting is appropriately zoned and occupant controllable.	**1**	**0.83%**	**1**	The Engineering Services Specification (ref. 1) states that automatic 'absence' will be provided in intermittently occupied areas and 'presence' detection will be provided in offices and consulting rooms etc. Luminaires at the perimeter will be regulated by photocell to ensure the lux is achieved by a combination of ambient and artificial light. ZBP have confirmed (ref. 2) that the following will be zoned: - Wards/ bedded areas: Zoned for individual bed space control and staff group control - Treatment areas, dayrooms, waiting areas: Zoned for seating, activity areas and circulation space with staff control - Office and circulation spaces - In office areas and consulting rooms, zones of no more than four workplaces (<40m²) - Workstations adjacent to windows/ atria and other building areas separately controlled - Seminar and lecture rooms, zoned for presentation and audience areas - Library spaces, zoned for stacks, reading and counter areas - Auditoria, zoned for seating areas, circulation and lectern areas - Dining, restaurant and cafes, zoned for servery and seating areas - Retail, zoned for display and counter areas The lighting installation specification (ref. 3) further confirms that manual lighting controls will be available in the required areas. Absence detection will also operate in Offices, Consulting rooms and Interview rooms, however manual switches will be in place as overrides. Luminaires adjacent to windows will also have automatic diming linking to daylight sensors. Lighting schematics have been provided to confirm the zoning and controls (ref. 4). 1 credit achieved.	1) New South Glasgow Hospital Engineering Services Specification, ZBP, Section 2.10 Lighting Controls 2) Email from Sara Farzaneh (ZBP) to Gail Williams (WSPE), '2900-BREEAM Pre-Assessment', dated 16/08/2010 3) NEW SOUTH GLASGOW HOSPITALS SPECIFICATION LIGHTING INSTALLATION, ZBP-XX-XX-SP-541-205, July 2010 4) Lighting Schematics, provided by Mercury, 11/02/2011

A52756968

10. COMMENTARY

Ref	Title	Healthcare Criteria	Max Available	% Worth (in total for each question)	Credits Achieved	Validation	Information Received
Hea 7	Potential for Natural Ventilation	One credit where evidence provided demonstrates that fresh air is capable of being delivered to the occupied spaces of the building via a natural ventilation strategy, and there is sufficient user-control of the supply of fresh air.	**1**	**0.83%**	**0**	This credit has not been targeted.	N/A
Hea 8	Indoor air quality	One credit where air intakes serving occupied areas avoid major sources of external pollution and recirculation of exhaust air. For naturally ventilated buildings please confirm that windows/ ventilators are over 10m from sources of external pollution. For mixed mode buildings please confirm that intakes and exhausts are over 10m apart and intakes are over 20m from sources of external pollution. In addition ventilation to office areas should be in line with BCO guidelines (e.g. 12 litres per second per person) and all clinical areas in line with HTM 03-01 and in areas with large/ unpredictable occupancy patterns CO_2 or air quality sensors.	**1**	**0.83%**	**0**	Marked up drawings have been provided indicating that the intakes and outtakes are in excess of 10m apart. In addition intakes are in excess of 20m from a source. However the fresh air rates in the offices are to be 10 l/s rather than 12 l/s and therefore this credit cannot be achieved.	1) HEA8 Indoor Air Required Distances Mark Up, ZBP 2) NSGH Plant Room 31 Second Floor Blocking Out, Mark up, drawing no ZBP-XX-XX-XX-SK-320,
Hea 9	Volatile Organic Compounds	One credit where evidence provided demonstrates that the emissions of VOCs and other substances from key internal finishes and fittings comply with best practice levels.	**1**	**0.83%**	**1**	Nightingale Architects have provided specifications which detail the requirements for testing in accordance with the BREEAM requirements. The requirements included in the specifications are as follows: 1) Rigid Sheet fine linings and panelling - to achieve Formaldehyde and VCM levels in accordance with BS EN 233: 1999, 234: 1989, 259:2001 and 266: 1992 and test in accordance with BS EN 12149:1997 Wall coverings in roll form - determination of migration of heavy metals and certain other elements of vinyl chloride monomers and of formaldehyde release 2) Wood strip - board fine flooring, linings - achieve Formaldehyde E1 rating in accordance with BS EN 14342:2005 and BS EN14041:2004 and test in accordance with BS EN 717-1:2004 'wood-based panels determination of formaldehyde release formaldehyde emissions by chamber method'. 3) Stairs, ladders, walkways, handrails, balustrades - achieve formaldehyde E1 in accordance with BS EN14080:2005 and test in accordance with BS EN 717-1:2004 as above 4) Rubber, plastics, cork, lino, carpet tiling, sheeting - achieve Formaldehyde in accordance with BS EN 14041:2004 and test in accordance with BS EN 717-1:2004 as above 5) Painting clear finishes - VOC content in accordance with BS EN 13300:2001 decorative pain direction 2004/42/CE and test in accordance with BS EN ISO 11890-2:2006 'Paints and varnishes - determination of VOC content. Gas chromatographic method'. 6) Purpose made joinery - achieve formaldehyde E1 in accordance with BS EN 13986:2002 and test in accordance with BS EN 717-1:2004 as above. 1 credit achieved.	1) Nightingale Associates Architectural Specifications: - NA-SP-K13-R2 - NA-SP-K21-R2 - NA-SP-L30-RS - NA-SP-M50-R3 - NA-SP-M60-R3 - NA-SP-N10-R1 - NA-SP-Z10-R1 2) Letter from John Wiggett (Nightingale Associates) to Gail Williams (WSP), Re: BREEAM - HEA 9 (VOCs), dated 8/03/2011, ref. NA-GC-001817
Hea 10	Thermal comfort	One credit where evidence provided demonstrates that thermal comfort levels in occupied spaces of the building are assessed at the design stage to evaluate appropriate servicing options, ensuring appropriate thermal comfort levels are achieved. These should be delivered in accordance with CIBSE Guide A Environmental Design. .	**1**	**0.83%**	**1**	The Energy Strategy (ref. 1) confirms that IES Virtual Environment dynamic thermal simulation model has been undertaken. The modelling results indicate that internal summer temperatures will not exceed 28 degrees C dry bulb for more than 50 hours per year (in accordance with HTM 03-01 and CIBSE Guide A). This is achieved in all areas and therefore compliance has been met. 1 credit achieved.	1) Brookfield Energy Strategy, Including Approach to Renewables and Sustainability, included within Specification Vol 3, Section 3.2 2) ZBP Thermal Modelling Results

A52756968

10. COMMENTARY

Ref	Title	Healthcare Criteria	Max Available	% Worth (in total for each question)	Credits Achieved	Validation	Information Received
Hea 11	Thermal zoning	One credit where evidence provided demonstrates that local occupant control is available for temperature adjustment in each occupied space to reflect differing user demands.	**1**	**0.83%**	**1**	The Specification and further written confirmation from ZBP confirm that temperature detectors in occupied spaces will be occupant-controlled to allow air-conditioned spaces to be adjusted within pre-set parameters. In accordance with BREEAM Compliance notes, this enables this credit to be achieved. 1 credit achieved.	1) NSGH Engineering Service Specification, ZBP 2) Email from Sara Farzaneh (ZBP) to Gail Williams (WSP), '2900-BREEAM Pre-Assessment', dated 16/08/2010
Hea 12	Microbial contamination	One credit where evidence provided demonstrates that the risk of waterborne and airborne legionella contamination has been minimised.	**1**	**0.83%**	**1**	The Specification states that all hot and cold water systems will be in compliance with all applicable HTMs, Codes of Practice and British and European Standards. ZBP have provided written confirmation that all water systems have been designed to comply with the control of legionella bacteria in water systems Approved Code of Practice and guidance,2000. ZBP have also confirmed that humidification is limited to specific areas of the building and will use steam operation only. 1 credit achieved.	1) NSGH Specification Hot and Cold Water Supply Systems, ZBP, ref. ZBP-xx-xx-SP-500-103, Rev 01, June 2010 2) Email from Sara Farzaneh (ZBP) to Gail Williams (WSP), '2900-BREEAM Pre-Assessment', dated 16/08/2010
Hea 13	Acoustic Performance	One credit where evidence provided demonstrates that indoor ambient noise levels and airborne and impact sound insulation levels achieve the recommended performance benchmarks outlined HTM 08-01. Pre-completion acoustic testing is carried out in accordance with HTM08-01 Acoustics Chapter 7. One credit where evidence provided demonstrates that sound absorbent treatment is provided to control reverberation in rooms and circulation spaces in accordance with paragraphs 2.110 of HTM 08-01 and that pre-completion testing is carried out along with any remedial works.	**2**	**1.67%**	**2**	Acoustic Logic have provided marked up plans and summary documents in respect to internal acoustic performance. The documents provided confirm the following: **First Credit** a) Within the BREEAM Criteria Document confirmation has been provided that the levels outlined in HTM 08-01 in respect to noise intrusion from external sources will not be exceeded. b) Values for internal noise from mechanical and electrical services in HTM 08-01 will not be exceeded. c) The sound insulation ratings of the partitions strictly follows the requirements of HTM 08-01. In accordance with HTM 08-01 the walls are design to comply with the DnTw ratings display in Table 4 of HTM 08-01. d) The weighted standardised sound pressure level will meet L'nTw 65 dB(A)., the criterion nominated in HTM 08-01 for floors over noise or acoustically sensitive spaces. **Second Credit** a) Reverberation in all rooms and circulation space shall be controlled in accordance with paragraphs 2.110 of HTM 08-01. A letter has been provided by Brookfield (ref. 3) to confirm that a programme of pre-completion testing will be undertaken by a qualified acoustician. In the event that rooms /areas do not comply with the required standards, appropriate remedial works will be auctioned and completed. All such testing will be undertaken in accordance with HTM 08-01. 2 credits achieved.	1) BREEAM Criteria Document, provided by Acoustic Logic 2) Marked up plans indicating internal noise levels 3) Email from Jim Murray (Brookfield) to Becky Hart (WSP), 'A&C BREEAM - UPDATE', 19/05/2011
Hea 15	Outdoor Space	One credit where evidence provided demonstrates the provision of an adequate outdoor amenity space accessible for use by the building's occupants	**1**	**0.83%**	**1**	Drawings have been provided by Gillespies of all external areas, including courtyards. The drawings confirm that the outdoor amenity areas are of adequate size, accessible and private and not susceptible to disturbance. The outdoor areas take the form of secure landscaped areas and courtyards. Appropriate seating in the form of benches are indicated on the drawings. 1 credit achieved.	1) NSGH Courtyard - General Arrangement, Gillespies, drawings nos GIL-EW-XX-PL-711-120 to GIL-EW-XX-PL-711-125, dated 08/07/2010 2) NSGH Project, Gillespies, drawing numbers GIL-EW-XX-PL-711-100 to 108, dated 12/07/2010
Hea 19	Arts in health	One credit where evidence provided demonstrates that an art co-ordinator has been appointed or an art strategy and policy have been prepared for the development	**1**	**0.83%**	**1**	An Arts Strategy has been provided by Nightingale Associates on behalf of the Board. The strategy outlines the measures being taken/ to be taken in relation to art in the development. The proposed strategy aims to assist in creating a therapeutic environment, promote way finding, promote participation for both staff, patients and local artists. Measures are outlined to include, distraction techniques (such as LED screens), multi sensory techniques, motivational and feature lighting. White boards are proposed for the use of patients and plants and an orchard are proposed to green the spaces. Gingko is the arts coordinator for the project. The Arts Strategy was undertaken during the feasibility stages of the project and fulfils the BREEAM requirements. 1 credit achieved.	1) NSGH Project, Invitation to Participate in Competitive Dialogue, Volume 2, Section 7.17 Integration of Healing Arts Strategy
Energy							

A52756968

10. COMMENTARY

Ref	Title	Healthcare Criteria	Max Available	% Worth (in total for each question)	Credits Achieved	Validation	Information Received
Ene 1	Reduction of CO_2 Emissions	Up to fifteen credits where evidence provided demonstrates an improvement in the energy efficiency of the building's fabric and services and therefore achieves lower building operational related CO_2 emissions.	**15**	**10.96%**	**6**	The Energy Strategy confirms that IES Virtual Environment dynamic thermal simulation model has been undertaken. ZBP have confirmed that they are accredited Energy Assessors. A design stage EPC rating has been provided for the building, confirming an EPC score of 40, equating to 6 credits. The accredited assessor is Tom Davis of ZBP, accreditation number LCEA100413. 6 credits achieved.	1) Brookfield Energy Strategy, Including Approach to Renewables and Sustainability, included within Specification Vol 3, Section 3.2. This document includes the provisional EPC and associated assumptions. 2) Email from Sara Farzaneh to Gail Williams, '2900-BREEAM Pre-Assessment', dated 16/08/2010 3) NSGH EPC design stage certificate 4) Letter from Tom Davis (ZBP) to Gail Williams (WSP), Re: BREEAM - EPC (Hosp/G), ref ZBP-GC-000628, 27/01/2011
Ene 2	Sub-metering of Substantial Energy Uses	One credit where evidence provided demonstrates the provision of direct sub-metering of energy uses within the building. Two credits where, in addition to the above, evidence provided demonstrates that sub-meters are connected to a BMS or other type of automated control device	**2**	**1.46%**	**2**	The referenced specification outlines the proposed sub-metering through the BMS which covers and exceeds the BREEAM requirements. Each energy sub-meter is connected to the BMS for monitoring of energy consumption. The BMS will include meter labelling within the software. Each meter will be labelled accordingly. 2 credits achieved.	1) NSGH Y40 Performance Specification for BMS and Automatic Controls, Vol 6 Miscellaneous Systems, Ref. ZBP-xx-xx-SP-660-406, ZBP, 01 May 2010 2) Email from Sara Farzaneh (ZBP) to Gail Williams, '2900-BREEAM Pre-Assessment', dated 16/08/2010
Ene 3	Sub-metering of high energy load Areas and Tenancy	One credit where evidence provided demonstrates sub-metering of energy consumption by tenancy/ building function area is installed within the building.	**1**	**0.73%**	**0**	The referenced specification outlines the proposed sub-metering through the BMS which covers and exceeds the BREEAM requirements. This includes all proposed areas of departments. Each energy sub-meter is connected to the BMS for monitoring of energy consumption. The BMS will include meter labelling within the software. However subsequent confirmation has been provided that although each department will be separately sub-metered, heating and cooling will not be separately metered in each department and therefore this credit can no longer be achieved.	1) NSGH Y40 Performance Specification for BMS and Automatic Controls, Vol 6 Miscellaneous Systems, Ref. ZBP-xx-xx-SP-660-406, ZBP, 01 May 2010 2) Email from Sara Farzaneh (ZBP) to Gail Williams, '2900-BREEAM Pre-Assessment', dated 16/08/2010 3) Letter from Steve Pardy (ZBP) to Gail Williams (WSPE), 'Re: BREEAM ENE.3 DEPARTMENT SUB-METERING', ref ZBP-GC-002843, dated 25/01/12
Ene 4	External Lighting	One credit where energy-efficient external lighting is specified and all light fittings are controlled for the presence of daylight.	**1**	**0.73%**	**1**	Gillespies 'Design & Access Statement' (ref 2) confirms the location and purpose of external lighting. ZBP have provided a design statement (ref. 1) confirming that their external lighting will be in compliance with BREEAM, specifically: - all external light fittings for the building, access ways and pathways have a luminous efficacy of at least 50 lamp lumens/ circuit Watt. - external lighting for signs and uplighting will be selected such that the average installed efficacy for the site exceeds 60 lamp lumens / circuit Watt where the lamp wattage is greater than or equal to 25W or 50 lamp lumens / circuit Watt where the wattage is less than 25W. - light fittings are controlled through a time switch or daylight sensor to allow for daylight control. In addition WSP have provided confirmation (ref. 3, 4, 5) that external road lighting luminaires for the associated roads have a luminous efficiency of 75 lamp lumens/circuit Watt with a colour rendering index between Ra = 70 up to Ra = 75 depending on the number of LEDs used. The control of the external road lighting luminaires is by means of a Photo-Cell mounted on top of a luminaire adjacent to the Feeder Pillar for group control. The photo-Cell is a 70/35 lux (Glasgow City Council Approved Standard) which will ensure the external lighting is operational only in the hours of darkness. Written confirmation (ref. 6) has been provided from the Board that the future multi-story car park will comply with the BREEAM requirements. 1 credit achieved.	1) NSGH EXTERNAL LIGHTING DESIGN STATEMENT - SEPTEMBER 2010, ZBP 2) Gillespies 'Design and Access Statement', GIL-EW-XX-DC-700-100, page 102-105 3) Email from Kevin Ramsay (WSP) to Gail Williams (WSPE), 'RE: NSGH - Proposed Street Lighting Layout', dated 23/03/2011 4) Street Lighting Lumen / Circuit Watt Schedule, WSP. 5) NSGH Proposed Lighting Layout - Site A, WSP, drawing no WSPEWXXPL716103 6) Letter from Alan Seabourne (NHS Greater Glasgow & Clyde) to Rebecca Hart (WSP), 'NSGH - BREEAM - External Lighting New Car Parks', dated 20/05/2011

A52756968

10. COMMENTARY

Ref	Title	Healthcare Criteria	Max Available	% Worth (in total for each question)	Credits Achieved	Validation	Information Received
Ene 5	Low zero carbon technologies	One credit where evidence provided demonstrates that a feasibility study considering local (on-site and/or near site) low or zero carbon (LZC) technologies has been carried out and the results implemented. Two credits where evidence provided demonstrates that the first credit has been achieved and there is a 10% reduction in the building's CO_2 emissions as a result of the installation of a feasible local LZC technology. Three credits where evidence provided demonstrates that the first credit has been achieved and there is a 15% reduction in the building's CO_2 emissions as a result of the installation of a feasible local LZC technology. Or alternatively: A maximum of one credit where evidence provided demonstrates that a contract with an energy supplier is in place to provide sufficient electricity used within the assessed building/development to meet the above criteria from a 100% renewable energy source. (Note: a standard Green Tariff will not comply)	**3**	**2.19%**	**3**	A compliant LZC feasibility study has been provided by ZBP (ref. 1). The study was undertaken during the feasibility stages of the project. The study includes all of the BREEAM requirements for a LZC feasibility study. The study recommends a combined strategy of wind, CHP and absorptive cooling. Confirmation has been provided by ZBP that the preferred strategy will be implemented (ref. 2). The Energy Strategy provides graphical and written evidence that the proposed LZC technology will offset 43 kg CO_2/m^2/year, constituting a 34.95% reduction. Drawings have been provided indicating the location of the LZC technologies (ref. 3 & 4). 3 credit achieved.	1) Brookfield Energy Strategy, Final, ZBP, Including Approach to Renewables and Sustainability, included within Specification Vol 3, Section 3.2. 2) Letter from Tom Davis (ZBP) to Gail Williams (WSP), 'Re: BREEAM Ene 5 - feasibility report', ref. ZBP-GC-000553, dated 8/12/10 3) NSGH Mechanical Services Energy Centre B, Ground Floor Sheet 1/2, Drawing No ZBP-EC-00-PL-521-002-02, Sheet 2/2 Drawing No ZBP-EC-03-PL-521-031-03, dated April 2010 4) NSGH Mechanical Services Energy Centre A, Drawing No ZBP-EC-03-PL-521-032-03, dated April 2010
Ene 8	Lifts	Up to two credits are available where evidence provided demonstrates the installation of energy-efficient lifts	**2**	**1.46%**	**2**	Traffic analysis reports have been provided by Schindler which analyse the transport demand and patterns for the building (ref. 2 & 3). A letter has been provided by Schindler (ref. 1) which outlines a comparison of a number of types of lifts and recommends the lowest energy consumption to be specified. The proposed lift includes the flowing with the greatest potential for energy savings: - a stand-by mode during off-peak and idle periods - drive controllers with variable speed, voltage or frequency - energy efficient lighting and display lighting (>60 Lumens/ watt or less than 5W) A letter has been provided by Brookfield which confirms that the recommended lifts outlined by the Schindler will be incorporated. 2 credits achieved.	1) Letter from Jim Clark (Schindler) to Brookfield Construction Ltd, dated 21/07/2010 2) Traffic Analysis Report - Preliminary Vertical Transportation Proposals for the Glasgow Southern General Children's Hospital, Schindler July 2009 3) Traffic Analysis Report - Preliminary Vertical Transportation Proposals for the Glasgow Southern General Adults Hospital, Schindler July 2009 4) Letter from Norman Sutherland (Brookfield Construction), 'LIFTS TYPES AND SIZES for NSGH Adult and Children's Hospital REV5 following meeting with David Hall - 20/10/10 And BREEAM update', dated 14/12/10
Ene 15	Provision of Energy Efficient Equipment	One credit where evidence provided demonstrates procurement of office and domestic scale equipment on the basis of energy-efficient performance over the product life cycle	**1**	**0.73%**	**0**	It has been determined that this credit is not achievable based upon the analysis undertaken.	N/A
Ene 16	CHP Community Energy	One credit where evidence provided demonstrates that a feasibility study has been carried out on the potential for the building to set up, contribute to or benefit from a local CHP community energy scheme.	**1**	**0.73%**	**1**	A CHP feasibility report has been provided by WSPB. The study assesses the feasibility of connecting to an existing local community CHP system or exporting excess heat or power via a local community energy scheme from the proposed CHP plant. Neither of these options are currently feasible. The study explores the following points required by BREEAM: - economic appraisal (including simple payback periods, annual capital, operating and maintenance and annual revenues) - local planning requirements - expected net energy yield per annum - life cycle impact of the proposed system in terms of carbon emissions. 1 credit achieved.	1) WSP Buildings Alternative Carbon Management Statement New South Glasgow Hospitals - FBC, WSP Sustainable Buildings Group, dated September 2010, including the CHP Community Energy Feasibility Report,

A52756968

10. COMMENTARY

Ref	Title	Healthcare Criteria	Max Available	% Worth (in total for each question)	Credits Achieved	Validation	Information Received
Transport							
Tra 1	Provision of public transport	Up to five credits are awarded on a sliding scale based on the assessed buildings' accessibility to the public transport network.	**5**	**2.86%**	**3**	Niall Mc Grogan (Head of Community Engagement and Transport, NHS Greater Glasgow and Clyde) has provided written confirmation of the proposed public transport services as part of the transport hub. The transport hub, to include a fast link service and additional bus stops, will be operational in 4 years time when the hospital will be operational. As the construction programme for the hospital is 4 years, the actual timetables for the bus services are yet to be published, however BRE have confirmed that the predicted minimum frequencies of the services can be used for the design stage assessment (ref.4). The Scottish Government have committed to fund the proposed infrastructure. The proposed fast link service will run a minimum services of 5 per hour and the stop is located approximately 85m from the main entrance. In addition there will be 5 additional service, each providing a service 3 times per hour, with the stop being located 65m from the main entrance. The safe walking distances have been determined from scaled plans provided (ref. 6). This information has been inputted into the TRA1 calculator which has concluded that 3 credits have been achieved, based on an Accessibility index of 9.16. Safe pedestrian crossings and routes are marked on the plans. 3 credits achieved.	1) NSGH, Public Transport Service Plan Report, JMP Consultants 2) NSGH Proposed Bus Routes, WSP-EW-XX-SK-700-012B 3) Email from Niall McGorgan (NHS Greater Glasgow & Clyde) to Rebecca Hart (WSP Buildings), 'FW: NSGH A&C - public transport assessment', dated 17/05/2011 4) Email from BRE to Gail Williams (WSP), BREEAM Enquiry (12319), dated 9/06/2011 5) New South Glasgow Hospitals, 2010 Campus Masterplan 6) New Sought Glasgow Hospitals (NSGH) Project, Pedestrian Routes, drawing no GILEWXXPL700031, dated 12/07/2010
Tra 2	Proximity to amenities	One credit where evidence provided demonstrates that the building is located within 500m of accessible local amenities appropriate to the building type and its users	**1**	**0.57%**	**1**	A plan has been provided to confirm the location of two cafes / food outlets, 2 cash points and a pharmacy within the main entrance of the hospital. A further plan has been provided which confirms that a post box is located within 491m of the NSGH. This has been marked as a safe pedestrian walking route. 1 credit achieved.	1) Nightingale Associates, NSGH Project Site Plan General Arrangement showing Proximity of Amenities (BREEAM TRA2), drawing no NAXX00SK700900 Rev 01 2) Nightingale Associates, NSGH Project Site Plan General Arrangement showing Proximity of Amenities (BREEAM TRA2), drawing no NAXX00SK700900 Rev 02
Tra 3	Cyclist Facilities	One credit where evidence provided demonstrates that covered, secure and well-lit cycle storage facilities and changing facilities are provided for all building users Two credits where, in addition to the above, adequate changing facilities are provided for staff use.	**2**	**1.14%**	**2**	The Board have confirmed (ref. 3) that the maximum staff figure is 4,300 for the main hospital. In addition Nightingale Architects have provided a figure of 1,365 beds. The total cycle spaces required is 387 spaces. However since the Hospital is located in Glasgow, this figure can be halved. Therefore 194 compliant cycle spaces are required. Gillespies have provided a masterplan indicating the location of 200 covered cycle racks, to meet the above specification. These are to be protected from the rain and covered by a glass roof. The stands are to be 'Sheffield style', which meets the requirements of BREEAM. The diagrams indicate that the stands will be spaced 100mm apart and 100mm from any obstructions (i.e. the walls). The racks are allocated in 4 clusters around the main hospital. Each cluster is within 100m of an entrance. The cycle stores are also in prominent locations around the site. Nightingale Architects have confirmed (ref. 4 & 5) that 30 changing rooms are proposed, to comprise 70 showers and 600 lockers in total. This far exceeds the requirements for 1 shower/10 cycle racks and 1 locker/cycle rack. Drawings have been provided of 2 example changing room layouts, one includes 2 showers, 20 lockers and changing space (19m²). The second changing room includes 2 showers, 50 lockers and changing space. The lockers are located in the changing rooms and are the required 900mm x 300mm x 450 mm. There will be separate changing rooms for male and females and there will be benches and hooks available. Brookfield have provided written confirmation (ref. 7) that provision has been made for visitor access to appropriate changing room and shower facility within close proximity of main entrance. 2 credits achieved.	1) Cycle Storage Pavilions, ref. 100913-shelter-bikes, provided by Gillespies. 2) Cycle Routes and Cycle Parking Provision, Gillespies, drawing no GIL-EW-XX-PL-700-030, dated 12/07/2010 3) Letter from Hugh McDerment (Board) to Gail Williams (WSP), Re: Outstanding NHS BREEAM Issues A&C, dated 13/12/2010 4) NSGH, Staff Changing Room 50 Places, NASZXXAS400442-04, Nightingale Architects 5) NSGH Staff Changing Room 20 Places,Slimline lockers, coat rail, shoe rack, NASZXXAS40044604, Nightingale Architects 6) Letter from John Wiggett (NA) to Gail Williams (WSP), BREEAM TRA 3 (Cyclist facilities), dated 1/02/2011, ref. NA-GC-001434 7) Email from Jim Murray (Brookfield) to Becky Hart (WSP), 'A&C BREEAM - UPDATE', 19/05/2011

10. COMMENTARY

Ref	Title	Healthcare Criteria	Max Available	% Worth (in total for each question)	Credits Achieved	Validation	Information Received
Tra 4	Pedestrian and cycle safety	**2 Credits** Medium and Large scale First Credit: for design of cycle lanes which are compliant to best practice and are specific widths (for example 1.5m if cycle route forms part of a carriageway) Second Credit: for design of pedestrian routes that give priority access such as raised roads to pavement level.	**2**	**1.14%**	**1**	Gillespies have provided a marked up drawing which indicates that all cycle routes and pedestrian routes within the site will be shared and will be 3m wide. The cycle lanes provide direct access to the cycle storage and connect to offsite cycle paths. The completed and signed NCN Checklist has also been provided, confirming compliance. Onsite footpaths connect to public footpaths off site and provide connections to the transport hub. The routes are not shared with / cross delivery areas. The Design Statement outlines the signage strategy for the external area, including signposted pathways. Private car drop off areas are designed off the access road in the Arrival Square on the main entrance and therefore avoid the need for pedestrian to cross vehicle routes. Five crossing points are proposed, three of which are raised to pavement level. However 2 crossings cannot be raised due to their location on the fast link bus route, BRE have therefore rejected the achievement of the 'pedestrian' credits. WSP Civils have confirmed that CIBSE LG6 4.7 Hospitals and Health Care – For Roadway and BS 5489 Code of Practice for Road lighting will be complied with. 1 credit achieved for the cycle routes.	1) NSGH Design Statement, Condition 2 Site Design, External Appearance and Landscaping, Part 2 Landscape & Public Realm Strategy, Section 12.0 Signage Strategy. 2) NSGH Project, Cycle Routes and Cycle Parking Provision, Gillespies, drawing no GIL-EW-XX-PL-700-030, dated 12/07/2010 3) Completed & signed NCN Checklist 4) Email from Kevin Ramsay (WSP Civils) to Gail Williams (WSP Environmental), RE: NSGH - Proposed Street Lighting Layout, 28/03/2011 5) Email from Busola Olatoregun (BRE) to Gail Williams (WSPE), 'RE: ENDQ 9503 : HEALTHCARE : TRA 4 : NSGH TRA 4', 03/09/2010.
Tra 5	Travel plan	One credit where evidence is provided to demonstrate that a travel plan has been developed and tailored to the specific needs of the building users.	**1**	**0.57%**	**1**	A travel plan has been provided (B073032: Southern Glasgow Hospital Ref: Travel Plan Draft, JMP Consulting) which meets the BREEAM requirements. A letter has been provided from the NHS Board to confirm that the travel plan has been implemented. 1 credit achieved.	1) B073032: Southern Glasgow Hospital Ref: Travel Plan Draft, JMP Consulting 2) Letter from Shiona Frew (NHS Board) to Rebecca Hart (WSP), 'Re: BREEAM teleconference 070411 - Board Actions', 05/05/2011, ref. NHSGG&C-RTRFI-000057
Tra 6	Maximum car parking capacity	One credit where evidence provided demonstrates that the number of parking spaces provided for the building has been limited to: Buildings with inpatients a. one space for every four staff, plus b. one space for every four beds, plus c. two spaces for each consulting, examination, treatment, therapy room and A&E cubicle, plus, d. one space for every two staff residential beds.	**1**	**0.57%**	**0**	Due to the lack of ability to separate the Adult & Children Hospital parking from the rest of the site, this credit cannot be achieved. Permitting was explored, however this would not be feasible given the number of staff and building functions.	N/A
Tra 7	Travel information point	One credit where a real-time public transport information system is installed, providing up-to-date public transport information. This must be publically accessible.	**1**	**0.57%**	**1**	Nightingale Architects have provide a Wayfinding Strategy document which outlines the proposals for the travel information points. Interactive travel information points will be provided internally, adjacent to the main entrances. They will be accessible to public and will be signposted and easily visible. The information points will provide real time information on the bus and fast link timetables. 1 credit achieved.	1) NSGH Way Finding Strategy, Nightingale Architects, reference NA-DC-330-002, dated 31/10/10

A52756968

10. COMMENTARY

Ref	Title	Healthcare Criteria	Max Available	% Worth (in total for each question)	Credits Achieved	Validation	Information Received
Tra 8	Deliveries and manoeuvring	One credit where evidence provided demonstrates that vehicle access areas have been designed to ensure adequate space for manoeuvring delivery vehicles and provide space away from manoeuvring area for storage of refuse skips and pallets	**1**	**0.57%**	**1**	Confirmation has been provided that all deliveries will be to the FM and Labs building, which has been assessed under a separate BREEAM assessment. As per the Labs BREEAM assessment, this credit can also be awarded. Diagrams have been provided outlining the deliveries and manoeuvring strategy for the FM building. This shows the delivery space to be in accordance with BREEAM, with designated manoeuvring areas, delivery vehicle waiting areas and designated areas for skips and pallets. The delivery routes do not cross pedestrian or cycle routes. The Board have provided written confirmation (ref. 4) of the estimated deliveries and confirmation that the deliveries strategy has been designed to meet accommodate this number. It is estimated that up to 150 goods vehicles of various sizes will be delivering and collecting from the facility per day. Further to this FM also accommodates Refuse Services for the whole campus. 1 credit achieved.	1) BMJ Architects, Level 0 Plan TRA 08 Deliveries & Manoeuvring, drawing no 2475, TRA08 2) BMJ TRA 08, Deliveries & Manoeuvring, re.f 2475, AL(TRA08)01 3) BMJ, TRA 04 Pedestrian & Cyclist Safety, dated 4/07/2010 4) Letter from Shiona Frew (NSGH Board) to Rebecca Hart (WSPB), 'Re: NSGH BREEAM - deliveries', ref. NHSGG&C-GC-000438, 7/06/2011 5) Stage D Scheme Design Report Employers Requirements, April 2009 6) New South Glasgow Laboratory BREEAM Bespoke Design Stage Certification, provided by Susan Logan, Ecoteric
Water							
Wat 1	Water Consumption	Up to three credits where evidence provided demonstrates that the specification includes taps, urinals, WCs and showers that consume less potable water in use than standard specifications for the same type of fittings.	**3**	**2.00%**	**2**	The specification provided confirms that all WC will be 4.5 litre single flush. Nightingale Associates have provide written confirmation that the WC flush control on WC's within the scheme are level handles and will be suitable for patients with frail or infirm hands. All the WC's sanitary fittings also are to comply with both SHTM 64 & HBN 00-02. Taps are to be 6litres/ minute at 0.3 Mpa and will be sensor controlled in all applicable areas (ref. 5). Written confirmation has been provided from the board (ref. 4) to confirm the areas where sensor taps can not be incorporated due to clinical reasons. 2 credits achieved.	1) NSGH Adult & Children's Hospital, NBS Specification - Sanitary Appliances & Fittings, 19/10/2010, provided by Nightingale Architects 2) Projected Equipment Estimate for Appendix K Issued : 15/11/2010, provided by Nightingale Associates 3) Letter form Anna Brown (Nightingale Associates) to Gail Williams (WSP), 'NSGH evidence for BREEAM Wat 1 - Water consumption (sensor operated taps)', ref. NA-GC-001191, dated 13/12/10 4) Letter from Alan Seabourne (NHS Greater Glasgow & Clyde) to Darren Pike (Brookfield), 'New South Glasgow Hospital, WAT1 Water Consumption - Non Clinical Areas', dated 20/05/2011 5) Letter from John Wiggett (Nightingales) to Gail Williams (WSP), 'Re: BREEAM sensor taps', 17/06/2011
Wat 2	Water meter	One credit where evidence provided demonstrates that a water meter with a pulsed output will be installed on the mains supply to each building/unit.	**1**	**0.67%**	**1**	The specification states that water meters are to be installed with pulsed outputs to the BMS. In addition it is stated that incoming water will be monitored at the boundary of the site and throughout the building via the BMS. In addition, meters are proposed for the following larger water uses: - feed to each filtration plant & stream/storage tank - cold feed to each HWS calorifers - catering department (hot & cold) - Specialist water treatment plant 1 credit achieved and an innovation credit.	1) NSGH Y40 Performance Specification for BMS and Automatic Controls, Vol 6 Miscellaneous Systems, Ref. ZBP-xx-xx-SP-660-406, ZBP, 01 May 2010
Wat 3	Major leak detection	One credit where evidence provided demonstrates that a leak detection system is specified or installed on the building's water supply.	**1**	**0.67%**	**1**	The referenced specification states that water distribution leak detection will be installed. Confirmation has been provided that requirements of BREEAM for the BMS (items a to e) will be included and programmed through the BMS. 1 credit achieved.	1) NSGH Y40 Performance Specification for BMS and Automatic Controls, Vol 6 Miscellaneous Systems, Ref. ZBP-xx-xx-SP-660-406, ZBP, 01 May 2010 2) Email from Sara Farzaneh to Gail Williams, '2900-BREEAM Pre-Assessment', dated 16/08/2010
Wat 4	Sanitary supply shut off	One credit where evidence provided demonstrates that proximity detection shut-off is provided to the water supply to all toilet areas.	**1**	**0.67%**	**0**	Tom Davis (ZBP) has confirmed that sanitary supply shut-off will only be applied to public toilets. As the BREEAM criteria applies to all non-clinical areas, this credit is unlikely to be achieved, unless staff toilets and non-clinical toilets are included.	N/A

A52756968

10. COMMENTARY

Ref	Title	Healthcare Criteria	Max Available	% Worth (in total for each question)	Credits Achieved	Validation	Information Received
Wat5	Water recycling	Up to two credits where evidence provided demonstrates the specification of systems that collect, store and, where necessary treat, rainwater for WC and urinal flushing purposes.	**2**	**1.33%**	**0**	These credits are not targeted.	N/A
Wat 6	Irrigation systems	One credit where evidence provided demonstrates that a low-water irrigation strategy/ system has been installed, or where planting and landscaping is irrigated via rainwater or reclaimed water.	**1**	**0.67%**	**1**	A letter has been provided by Emma Corry of Gillespies (ref. 1) confirming that there will be no automated watering for the development. Native planting has been specified to ensure sole reliance on precipitation. Due to the shading of the courtyard areas, there will be water points provided for manual watering only. Plans (ref. 2 & 3) have been provided indicating the watering points. 1 credit achieved.	1) Letter from Emma Corry (Gillespies) to Gail Williams (WSP), Breeam Credit Wat 6, dated 13/09/2010 2) NSGH Children's Roof Garden Plan & Section AA, drawing no GIL-EW-XX-PL-711-130-04, dated 08/07/2010 3) NSGH Courtyard - General Arrangement, Gillespies, drawings nos GIL-EW-XX-PL-711-120 to GIL-EW-XX-PL-711-125, dated 08/07/2010
Materials							
Mat 1	Materials Specification (major building elements)	Up to six credits are available, determined by the Green Guide to Specification ratings for the major building elements.	**6**	**5.00%**	**6**	Material specifications have been provided for each element by Nightingale Architects. These have been inputted into the BREEAM MAT1 Calculator. A number of elements, namely the Trespa rainscreen cladding and unitised cladding have been verified by the BRE. The BREEAM MAT1 calculator has provided a score of 11.96, equating to 6 credits. 6 credits achieved.	1) Draft BREEAM Materials, TGP 20101123, Nightingale 2) Green Guide Query Form, Ref. BMI 3522, Trespa Cladding 3) Green Guide Query Form, Ref. BMI 4) MAT1 BREEAM calculator BMI 3523
Mat 2	Hard landscaping and boundary protection	One credit where evidence provided demonstrates that at least 80% of the combined area of external hard landscaping and boundary protection specifications achieve an A or A+ rating, as defined by the Green Guide to Specification.	**1**	**0.83%**	**0**	This credit is no longer sought as the percentage of compliant materials does not quite reach the 80% required.	N/A
Mat 3	Re-use of building façade	One credit is awarded where evidence provided demonstrates that at least 50% of the total façade (by area) is reused and at least 80% of the reused façade (by mass) comprises in-situ reused material.	**1**	**0.83%**	**0**	The building is newly built and therefore this credit cannot be achieved.	N/A
Mat 4	Re-use of building structure	One credit is awarded where evidence provided demonstrates that a design reuses at least 80% of an existing primary structure and for part refurbishment and part new build, the volume of the reused structure comprises at least 50% of the final structure's volume.	**1**	**0.83%**	**0**	The building is newly built and therefore this credit cannot be achieved.	N/A
Mat 5	Responsible sourcing of materials	Up to 3 credits are available where evidence provided demonstrates that 80% of the assessed materials in the following building elements are responsibly sourced: a. Structural Frame b. Ground floor c. Upper floors (including separating floors) d. Roof e. External walls f. Internal walls g. Foundation/substructure h. Staircase Additionally 100% of any timber must be legally sourced.	**3**	**2.50%**	**0**	These credits have not been targeted at the design stage, however they may be revisited during the construction.	N/A

A52756968

10. COMMENTARY

Ref	Title	Healthcare Criteria	Max Available	% Worth (in total for each question)	Credits Achieved	Validation	Information Received
Mat 6	Insulation	One credit where evidence provided demonstrates that thermal insulation products used in the building have a low embodied impact relative to their thermal properties, determined by the Green Guide to Specification ratings. One credit where evidence provided demonstrates that thermal insulation products used in the building have been responsibly sourced.	**2**	**1.67%**	**2**	Building fabric insulation information has been provided by Nightingales (ref. 1&2) and building services insulation has been provided by Mercury (ref. 3). In addition data sheets have been sourced for each of the insulants. The information has been entered into the MAT6 calculator, which provides a score of 2 credits. 2 credits achieved.	1) NEW SOUTH GLASGOW HOSPITAL INSULATION TYPE SCHEDULE FOR BREEAM CREDIT MAT 6, Nightingale Architects rev 03 2) Letter from John Wiggett (Nightingale Architects) to Gail Williams (WSP), 'Fe: BREEAM Mat 6 (insulation) supporting info, 7/12/10, NA-GC-001167 3) Letter from Brendan Rooney (Mercury) to Gail Williams (WSP), dated 3/08/2011 4) Isover Data Sheet 5) Kingspan Kooltherm Data Sheet 6) Sto ISO14001 Certificate 7) Permaquik Data Sheet 8) Rockwood Data Sheet 9) Kingspan ISO14001
Mat 7	Designing For Robustness	One credit where protection is given to vulnerable parts of the building such as areas exposed to high pedestrian traffic, vehicular and trolley movements.	**1**	**0.83%**	**1**	Specification statements and marked-up drawings have been provided to confirm the protection measures proposed. These include heavy duty handrails, durable materials on the lower walls, corner protection and durable/washable floor finishes. Drawings have been provided by Gillespies which indicate the measures to protect the exterior of the building. These include bollards, drop kerbs, boulders and hard wearing materials. 1 credit achieved.	1) NSGH Project, Invitation to Participate in Competitive Dialogue, Volume 2, 7.16 Protection. 2) Drawings NSGH Project ITPD Wall Protection Type Location Plan Mark-ups, drawing numbers NA-XX-XX-DT-410-001 to -004, Nightingale Associates, 13/08/2009 3) NSGH Project, Gillespies, drawing numbers GIL-EW-XX-PL-711-100 to 108, dated 12/07/2010
Waste							
Wst 1	Construction Site Waste Management	Up to three credits are available where evidence provided demonstrates that the amount of non-hazardous construction waste (m^3/100m^2 or tonnes 100m^2) generated on site by the development is the same as or better than good or best practice levels. One credit where evidence provided demonstrates that a significant majority of non-hazardous construction waste generated by the development will be diverted from landfill and reused or recycled.	**4**	**3.75%**	**4**	The SWMP has been provided based on the BRE SmartWaste tool. This is accompanied by a guidance note, since not all details required by BREEAM can be included in the SmartWaste tool, such as the resource efficiency benchmark. The target benchmark for resource efficiency of 4.6 tonnes/100m^2 GIFA. Procedures for minimising waste on site have been outlined in the SWMP, these include an extensive list of items, however examples include reuse of materials on site within construction, infilling and substrate, design measures such as standard room types, prefabrication and modularised elements offsite and minimising packaging. Hazardous waste is considered unlikely for this development, however any hazardous waste identified will be collected separately and transported in line with Duty of Care regulations to a licensed hazardous waste treatment. Procedures for monitoring and reporting waste have been outlined and will be recorded via the BREEAM smartwaste tool. Forecasted waste data and actual waste arisings have been / will be reported to provide a comparison. Procedures for sorting, reusing and recycling waste have been outlined. Waste will be separated into subgroups including inert, plasterboard, metal, timber, packaging, mixed waste. Waste unable to be reused on site will be taken to licensed waste management facilities for reuse and recycling where possible. Alan Keely (Project Construction Director) of Brookfield has responsibility for implementing the SWMP. The SWMP also includes a target for 83% of non hazardous construction waste to be diverted from landfill. 4 credits achieved.	1) Site Waste Management Plan Guidance New South Glasgow Hospitals, Laboratories and Facilities Management Brookfield Construction Limited, Prepared by WSP, Rev 2, 22/11/2010 2) Copy of online SWMP from the BRE Smartwaste tool.
Wst 2	Recycled aggregates	One credit where evidence provided demonstrates the significant use of recycled or secondary aggregates in 'high-grade' building aggregate uses.	**1**	**0.94%**	**0**	This credit is not targeted due to the large quantity of high grade aggregate in the building.	N/A

10. COMMENTARY

Ref	Title	Healthcare Criteria	Max Available	% Worth (in total for each question)	Credits Achieved	Validation	Information Received
Wst 3	Recyclable waste storage	One credit where a central, dedicated space is provided for the storage of the building's recyclable waste streams.	**1**	**0.94%**	**1**	A plan has been provided of the proposed recycling area in the adjacent Laboratory building (ref. 1). An area of 50sqm has been designated for recycling. This is split between the Laboratories and the NSGH, however there will be excess of 20sqm available for the NSGH and therefore the space requirements have been met. The recycling area is located in a dedicated centralised waste unit which has good vehicular access. Confirmation has been provided from BMJ Architects that the area will be labelled for recycling and has been designed in compliance with HTM 07-01. All waste will be transported to the compound by AGVs (Automated Guilded Vehicle) through an underground tunnel, followed by a Robot Lift 4 to the waste compound at ground level. This strategy has been confirmed in a letter from Brookfield and relevant drawings. 1 credit achieved.	1) WST 03 Recycling Waste Storage & WST 04 Compactor Baler, BMJ Architects, AL (WST03&04)01A 2) Letter from Stephanie Gan (BMJ Architects) to Gail Williams (WSP), 'RE:BREEAM-Wst 03 & Wst04', Friday 24/09/2010, ref. BMJ-GC-000492 3) Letter from manny Ajuwon (Brookfield) to Gail Williams (WSP), 'Re: BREEAM A&C Waste Compound Contractor', dated 8/12/10 4) NSGH Stage 1 LABS FM, AGV Trackes & Equipment Basement Level -01, drawing no SWL-LB-B1-PL-564-107, dated 5/11/10 5) NSGH Stage 1 LABS FM, AGV track drawing Level 0, drawing no SWL-LB-00-PL-564-120, dated 23/11/10
Wst 4	Compactor/ Baler	One credit where either a industrial waste compactor or baler is installed for compacting waste materials on site and there is the provision for a water outlet for the purposes of cleaning. Please note that credit Wst 3 must be achieved.	**1**	**0.94%**	**1**	A plan has been provided of the dedicated waste and recycling area. There is a dedicated area for compactors and 2 are to be provided. BMJ Architects have provided written confirmation that there will be a water outlet installed. 1 credit achieved.	1) WST 03 Recycling Waste Storage & WST 04 Compactor Baler, BMJ Architects, AL (WST03&04)01A 2) Letter from Stephanie Gan (BMJ Architects) to Gail Williams (WSP), 'RE:BREEAM-Wst 03 & Wst04', Friday 24/09/2010, ref. BMJ-GC-000492
Wst 5	Composting	One credit where a vessel is installed on site for composting suitable food waste, adequate space for storing segregated food waste and composted material and there is the provision of at least one water outlet provided for cleaning. OR Where space is limited space is provided for collection of compostable waste and at least one water outlet is provided.	**1**	**0.94%**	**0**	A plan has been provided indicating the location and specification of a Hotart composting vessel. The composting is currently undergoing a trial and therefore this credit is not targeted at the design stage until it can be confirmed that the composter will be installed. This credit may be achieved at the construction stage if the composter is installed.	1) NSGH, Proposed Waste Storage Template - General Arrangement, Hobart, drawing no 05-13024-101, 11/01/11
Land Use & Ecology							
LE1	Re-use of land	One credit where evidence provided demonstrates that the majority of the footprint of the proposed development falls within the boundary of previously developed land.	**1**	**1.00%**	**1**	Existing site plans have been provided in addition to the proposed hard-landscaping plan and soft landscaping plan. On the basis of these plans, it is considered that 75% of the footprint of the proposed development is on previously developed land (hardstanding). Furthermore the site is within the existing site boundary of the existing hospital. 1 credit achieved.	1) NSGH, Hard Works-General Arrangement Plan, Gillespies, drawing number GIL-EW-XX-PL-700-007-01, dated 10/08/2010 2) NSGH Existing Site Plan, provided by Gillespies 3) NSGH, Soft Works-General Arrangement Plan, Gillespies, drawing number GIL-EW-XX-PL-700-008-01, dated 10/08/2010
LE2	Contaminated land	One credit is awarded where evidence provided demonstrates that the land used for the new development has, prior to development, been defined as contaminated and where adequate remedial steps have been taken to decontaminate the site prior to construction.	**1**	**1.00%**	**0**	No significant contamination has been identified on the site. Significant Japanese Knotweed had been identified and removed, however this was mainly located in the boundary of the Laboratory which is being assessed under a separate BREEAM assessment.	N/A
LE3	Ecological value of site AND Protection of ecological features	One credit is awarded where evidence provided demonstrates that the construction zone is defined as land of low ecological value and all existing features of ecological value will be fully protected from damage during site preparation and construction works.	**1**	**1.00%**	**1**	The BREEAM Ecology Report has been prepared by WSP Environmental. The Ecologist (Morna McBean) is deemed to be a suitably qualified Ecologist in accordance with BREEAM requirements, as she has a relevant degree, has been practising for 6 years and is a member of IEEMA. The Ecologist has deemed the site to be of low ecological value. 1 credit achieved.	1) BREEAM Ecology Report, WSP Environmental, Final 2) WSP 2010 Extended Phase 1 Habitat Survey

A52756968

10. COMMENTARY

Ref	Title	Healthcare Criteria	Max Available	% Worth (in total for each question)	Credits Achieved	Validation	Information Received
LE4	Mitigating Ecological impact	One credit where evidence provided demonstrates that the change in the site's existing ecological value, as a result of development, is minimal. Two credits where evidence provided demonstrates that there is no negative change in the site's existing ecological value as a result of development.	**2**	**2.00%**	**2**	The BREEAM Ecology Report provides calculations based on actual species prior to and post development. The calculations are presented in calculation tool LE4 & LE5. It has been determined by the SQE that there will be an increase in 11.38 species as a result of the landscape proposals. This results in the achievement of 2 credits. 2 credits achieved.	1) BREEAM Ecology Report, WSP Environmental, August 2010 2) NSGH Biodiversity Management Plan, WSP Environmental Ltd, 2010 3) NSGH, Soft Works-General Arrangement Plan, Gillespies, drawing number GIL-EW-XX-PL-700-008-01, dated 10/08/2010
LE5	Enhancing Site Ecology	One credit where the design team (or client) has appointed a suitably qualified ecologist to advise and report on enhancing and protecting the ecological value of the site; and implemented the professional's recommendations for general enhancement and protection of site ecology. Two credits where, in addition to the above, there is a positive increase in the ecological value of the site of up to (but not including) 6 species. Three credits where, in addition to the above, evidence is provided to demonstrate a positive increase in the ecological value of the site of 6 species or greater.	**3**	**3.00%**	**3**	The BREEAM Ecology Report has been prepared by WSP Environmental. The Ecologist (Morna McBean) is deemed to be a suitably qualified Ecologist in accordance with BREEAM requirements, as she has a relevant degree, has been practising for 6 years and is a member of IEEMA. Two reports have been provided by the SQE, namely a Biodiversity Management Plan and BREEAM Ecology Report. These reports are based on a site survey, as detailed in the reports. Ecological enhancement measures are detailed within WSP Environmental's NSGH Biodiversity Management Plan and summarised in the BREEAM Ecology Report. The BREEAM Ecology Report provides calculations of the number of species increase post development. The calculations are presented in calculation tool LE4 & LE5. It has been determined by the SQE that there will be an increase in 11.38 species as a result of the landscape proposals. This results in the achievement of 3 credits under LE5. Tom Oliver (WSP Environmental SQE) has confirmed that the recommendations of the ecology report have been implemented into the Landscape Plans developed by Gillespies. 3 credits achieved.	1) BREEAM Ecology Report, WSP Environmental, August 2010 2) NSGH Biodiversity Management Plan, WSP Environmental Ltd, 2010 3) WSP 2010 Extended Phase 1 Habitat Survey 4) Email from Tom Oliver (WSP) to Gail Williams (WSP) RE: NSGH - BREEAM Ecology, dated 28/01/2011 5) Email from Jim Murray (Brookfield) to Gail Williams (WSP), 'RE: A&C BREEAM - UPDATE', 9/06/2011
LE6	Long term impact on biodiversity	One credit where the client has committed to achieving the mandatory requirements listed below and at least two of the additional requirements. Two credits where the client has committed to achieving the mandatory requirements listed below and at least four of the additional requirements.	**2**	**2.00%**	**2**	**Mandatory Criteria** WSP Environmental Ltd have been appointed as the suitably qualified ecologist prior to commencement of activities on site. The BREEAM Ecology report notes measures required to comply with UK and EU legislation during the design and construction process. Brookfield have provided written confirmation to confirm that the measures will be implemented. A 5 year habitat management plan has been undertaken by WSP Environmental which includes the management of any protected features on site, management of any new, existing or enhanced habitats and a reference to the current or future site level or local Biodiversity Action Plan. The Biodiversity Management Plan has the following objectives: - Protect existing biodiversity on site pre construction, during construction and post construction; - Promote enhancement of biodiversity; and - Propose management requirements to ensure long term sustainability of biodiversity at the site. **Additional Criteria** Brookfield have confirmed that the Biodiversity champion is Mr David Jordan, Project Manager for the project. David has overall authority on the delivery of the project. He will be able to influence site activities and ensure that detrimental impacts on site biodiversity will be minimised in line with the ecologist's recommendations. Confirmation has also been provided that all members of the workforce are required to attend a site induction and 'Tool Box talks'. An element of this compulsory training is devoted to 'protection of site ecology' during the project. The Training PowerPoint Presentation Tool' used has been provided. A sample record of Site Induction trainings has also been provided. Brookfield also commits to record actions taken to protect biodiversity and monitor their effectiveness throughout the stages of the project. The Ecologist has confirmed that the proposed landscape masterplan will benefit the site in terms of biodiversity and has great potential to provide opportunities to create new habitat for species of local provenance including incorporation of priority habitats identified within the Glasgow City LBAP. The proposal include a wetland area, SUDS pond, small orchard and roof gardens which will be planted with native species. Brookfield have confirmed that the proposals will be implemented as per the BREEAM Ecology report. 2 credits achieved.	1) BREEAM Ecology Report, WSP Environmental, August 2010 2) NSGH Biodiversity Management Plan, WSP Environmental Ltd, 2010 3) Letter from Ian Armstrong (Brookfield) to Gail Williams (WSP), 'BREEAM Le6 - Long term Impact on Biodiversity', 4/10/10, BCL UK-H&S-000128 4) Brookfield Construction, Induction Register / Its Your Life Workshop, ref. NSGH/OHS/002 5) Email from Jim Murray (Brookfield) to Gail Williams (WSP), 'RE: A&C BREEAM - UPDATE', 9/06/2011

10. COMMENTARY

Ref	Title	Healthcare Criteria	Max Available	% Worth (in total for each question)	Credits Achieved	Validation	Information Received
Pollution							
Pol 1	Refrigerant GWP - Building services	One credit where evidence provided demonstrates the use of refrigerants with a global warming potential (GWP) of less than 5 or where there are no refrigerants specified for use in building services.	**1**	**0.77%**	**0**	This credit is not targeted.	N/A
Pol 2	Preventing refrigerant leaks	One credit where evidence provided demonstrates that refrigerant leaks can be detected or where there are no refrigerants specified for the development. One credit where evidence provided demonstrates that the provision of automatic refrigerant pump down is made to a heat exchanger (or dedicated storage tanks) with isolation valves. Or where there are no refrigerants specified for the development.	**2**	**1.54%**	**1**	The referenced specification and email correspondence from the manufacturer state that an electronic MURCO leak detection system will be fitted in the chillers. This will detect leaks in all major parts and areas of the unit and will send a signal to the BMS if a leak is identified. The second credit has not been achieved as automatic pump down has not been incorporated. 1 credit achieved.	1) Email from Terry Cole (Power Master) to Mark Owens (ZBP), '2900/Ext/Q/Turbo Chiller, dated 7/07/2010 2) NSGH Engineering Services Specification, ZBP, Section T60 Central Refrigerant Plant
Pol 3	Refrigerant GWP- Cold Storage	One credit where all refrigerant types used in cold storage systems have a global warming potential of less than 5 in the following; -Cold Storage enclosures -Cold store services - Fixed cold or chilled storage cabinets - Fixed cold drink coolers	**1**	**0.77%**	**0**	This credit is not targeted.	N/A
Pol 4	NOx emissions from heating source	One credit where evidence provided demonstrates that the maximum dry NOx emissions from delivered space heating energy are ≤100 mg/kWh (at 0% excess O2). Two credits where evidence provided demonstrates that the maximum dry NOx emissions from delivered space heating energy are ≤70 mg/kWh (at 0% excess O2). Three credits where evidence provided demonstrates that the maximum dry NOx emissions from delivered space heating energy are ≤40 mg/kWh (at 0% excess O2) and emissions from delivered water heating energy are 100 mg/kWh or less (at 0% excess O2).	**3**	**2.31%**	**3**	There will be a combination of energy sources for NSGH including gas fired CHP. The BRE formula has been used to establish the NOx emissions. Based on the boiler NOx emissions of 30.2 mg/KWh the average NOx emissions including the CHP for the hospital is 24.3 mg/KWh. This is for both heating and hot water requirements. 3 credits achieved.	2) Email from Sara Farzaneh to Gail Williams, '2900-BREEAM Pre-Assessment', dated 16/08/2010 2) Email from Sara Farzaneh (ZBP) to Gail Williams (WSPB) 'RE: 2900-BREEAM Pre-Assessment', dated 1/09/2010 3) Nox Calculation Sheet, ZBP
Pol 5	Flood risk	Two credits where evidence provided demonstrates that the assessed development is located in a zone defined as having a low annual probability of flooding. One credit where evidence provided demonstrates that the assessed development is located in a zone defined as having a medium or high annual probability of flooding AND the ground level of the building, car parking and access is above the design flood level for the site's location. One further credit where evidence provided demonstrates that surface water run-off attenuation measures are specified to minimise the risk of localised flooding, resulting from a loss of flood storage on site due to development.	**3**	**2.31%**	**3**	A compliant FRA has been provided by WSP. The FRA defines the site as a 'little or no risk' for both fluvial and pluvial flooding (including municipal drainage). The FRA prepared for the development outlines a SUDS strategy for the development, including a 'treatment train'. The proposed measures include Green Roofs, permeable paving, roadside swales, filter drains. The proposed SUDS will attenuate the flows on site prior to discharge, and as a result the future peak flow rate out of the site is reduced by approximately 20%. Section 1.6 confirms that the attenuation measures include an allowance for climate change. 3 credits achieved.	1) New South Glasgow Hospital Flood Risk and Drainage Assessment Brookfield Construction (UK) Ltd September 2010, WSP 2) E-mail from David Campbell (WSP) to Gail Williams (WSP), 'RE: NSGH BREEAM Flood Risk', dated 7/03/2011.

A52756968

10. COMMENTARY

Ref	Title	Healthcare Criteria	Max Available	% Worth (in total for each question)	Credits Achieved	Validation	Information Received
Pol 6	Minimising watercourse pollution	One credit here evidence provided demonstrates that effective on site treatment such as Sustainable Drainage Systems (SUDs) or oil separators have been specified in areas that are or could be a source of watercourse pollution.	**1**	**0.77%**	**1**	A letter has been provided by WSP Buildings (ref. 1) confirming that the design takes cognisance of all the relevant PPGs and The SUDS Manual. WSP Buildings have confirmed that the drainage drawings have been issued as part of the Full Business Case and therefore have been made available to the NHS. A plan has been provided highlighting high risk areas of pollution. The Drainage Strategy has been provided which states that all phases of development shall treat the disposal of surface water in accordance with the principles of the Sustainable Urban Drainage System (SUDS) Manual (C697) . The strategy notes that drainage from the high risk areas (delivery yard and heli pad) will pass through interceptors. In addition green roofs are proposed and permeable paving in parking areas. Two levels of treatment are required to surface water from roads and other areas subject to vehicular use prior to discharge to the water environment. Roofs and areas of hard landscape which are infrequently used by vehicles will require one level of treatment. The Scottish Environmental Protection Agency (SEPA) have been consulted by the drainage consultant. 1 credit achieved.	1) Letter from Dave Nicol (WSP Buildings) to Gail Williams (WSP), 'Re: BREEAM-POL6', ref. WSP-GC-001276, dated 21/10/10 2) NSGH Drainage Strategy Pollution Risk Areas, drawing no WSPEWXXSK771029, 27/09/10 3) NSGH Drainage Strategy Report, Brookfield, ref. WSP-EW-XX-DC-771-201, September 2010 4) Roads Drainage Layout Sheet 1-5, WSP Buildings, drawing no WSPEWXXPL771-001-005 5) New South Glasgow Hospital Flood Risk and Drainage Assessment Brookfield Construction (UK) Ltd September 2010, WSP
Pol 7	Reduction of Night Time Light Pollution	One credit where evidence provided demonstrates that the external lighting design is in compliance with the guidance in the Institution of Lighting Engineers (ILE) Guidance notes for the reduction of obtrusive light, 2005.	**1**	**0.77%**	**1**	Gillespies 'Design & Access Statement' confirms the location and purpose of external lighting. ZBP have provided a Design Statement confirming the following: 1. The external lighting strategy will be designed to comply with ILE Guidance notes for the reduction of obtrusive light. 2. Adjustable time switches will be provided such that external lighting (other than safety and security lighting) can be automatically switched off between selected hours. 3. Safety and security lighting will be designed to comply with ILE's Guidance notes. 4. Illuminated advertisements, where specified, will be designed in compliance with ILE Technical Report 5. WSP Civils have confirmed that the proposed street lighting design complies to Glasgow City Council approved standard for adoption. This is in line with the ILE (ILP) Guidance. Flat Glass luminaires have been used to reduce Sky Glow and luminaires are design to G3 Glare class on installation reducing the Sky Glow, Direct Upward Light and spill light. Luminaire positions have been selected to face away from buildings and the luminaires design will concentrate the light into the areas required to be illuminated which reduces the number of luminaires required. The lighting levels are to BS 5489 ME3c levels using white light, the lighting will be switched by means of a Photo electric Cell which will ensure the lighting is operational during the hours of darkness only. 1 credit achieved.	1) NSGH EXTERNAL LIGHTING DESIGN STATEMENT - SEPTEMBER 2010, ZBP 2) Gillespies 'Design and Access Statement', GIL-EW-XX-DC-700-100, page 102-105 3) Email from Kevin Ramsay (WSP) to Gail Williams (WSPE), 'RE: NSGH - Proposed Street Lighting Layout', dated 28/03/2011
Pol 8	Noise Attenuation	One credit where evidence provided demonstrates that new sources of noise from the development do not give rise to the likelihood of complaints from existing noise-sensitive premises and amenity or wildlife areas that are within the locality of the site.	**1**	**0.77%**	**1**	A noise monitoring report has been provided by Acoustic Logic. The report provides a plan indicating the location of noise sensitive receptors in proximity to the site. The report outlines existing background noise levels at noise-sensitive receptors. Confirmation has been provided that the report has been prepared in accordance with BS 4142:1997. Written confirmation has been provided that plant noise levels shall meet the noise criteria set by the Scottish government and comply with respect to the background noise level. Acoustic Logic have provided a copy of their acoustic report for the proposed energy centre on the site, which outlines predicted noise rating levels for the proposed plant and the proposed treatments (ductwork, acoustic screens, variable speed controllers, acoustic silencers, acoustic louvers) to ensure the requirements can be met. A further letter report (ref. 3) has been provided which outlines proposed plant noise limits for the Adult and Children's hospital and addresses all of the requirements within POL8. The letter report has been prepared by Chris Turner (Acoustic Logic) who is an Associate Member of the Institute of Acoustics. Brookfield have confirmed(ref. 5) that a programme of pre-completion testing will be undertaken by a qualified acoustician. Appropriate remedial works will be auctioned and completed if required. 1 credit achieved.	1) NEW SOUTH GLASGOW HOSPITAL (NSGH) NOISE MONITORING Report, Acoustic Logic, 30 June 2010 2) BREEAM Criteria Document, Acoustic Logic 3) E-mail from Dimitrios Doutsios (Acoustic Logic) to Gail Williams (WSP) 'RE: NSGH BREEAM evidence - Acoustic credits', dated 5/10/10 3) Glasgow Hospital, Energy Centre, Acoustic Treatments, Acoustic Logic, 28/01/2011 4) Letter from Chris Turner (Acoustic Logic) to Jim Murray (Brookfield) 'New South Glasgow Hospital - Adults and Children's Pol8 Assessment', dated 17/02/2011 5) Email from Jim Murray (Brookfield) to Becky Hart (WSP), 'A&C BREEAM - UPDATE', 19/05/2011

A52756968

10. COMMENTARY

Ref	Title	Healthcare Criteria	Max Available	% Worth (in total for each question)	Credits Achieved	Validation	Information Received
Innovation							
Man 2	Considerate Constructors	Where post construction, a Considerate Constructors Scheme certificate can be provided demonstrating that the site achieved CCS Code of Considerate Practice with a score of at least 36. OR Where post construction, the site has complied in full with the alternative, independently assessed scheme, and the alternative scheme addresses all the mandatory and optional items in Checklist A2.	**1**	**1.00%**	**1**	Brookfield have provided a letter confirming a commitment to achieve a score of 36 points or more and therefore the innovation credit has been achieved.	1) Letter from A. Keeley of Brookfield Construction (UK) Ltd to Gail Williams, dated 4th August 2010 2) Letter form A. Keeley of Brookfield Construction (UK) Ltd to Gail Williams (WSP), 'Considerate Constructors Scheme', dated 4/09/2010
Hea 1	Day lighting	At least 80% of the floor area (for the building spaces/room identified above in the standard requirements) has an average daylight factor of 3% in multi-storey buildings and 4% in single-storey buildings.	**1**	**1.00%**	**0**	This credit is not targeted.	N/A
Ene 1	Reduction of CO2 emissions	One additional innovation credit can be awarded where evidence provided demonstrates the building is designed to be a carbon neutral building as defined by the NCM (i.e. in terms of building services energy demand), as follows: a. A new building achieves a CO_2 index less than 0 on the benchmark scale. b. A refurbished building achieves a CO_2 index equal to or less than 0 on the benchmark scale. Two additional innovation credits can be awarded where evidence provided demonstrates the building is designed to be a True zero carbon building (in terms of building services and operational energy demand).	**2**	**2.00%**	**0**	This credit is not targeted.	N/A
Ene 5	Low or Zero Carbon Technologies	A local LZC energy technology has been installed in line with the recommendations of a compliant feasibility study and this method of supply results in a 20% reduction in the building's CO_2 emissions.	**1**	**1.00%**	**1**	The Energy Strategy provides graphical and written evidence that the proposed LZC technology will offset 43 kg CO2/m²/year, constituting a 34.95% reduction. Drawings have been provided indicating the location of the LZC technologies (ref. 3 & 4	1) Brookfield Energy Strategy, Final, ZBP, Including Approach to Renewables and Sustainability, included within Specification Vol 3, Section 3.2. 2) Letter from Tom Davis (ZBP) to Gail Williams (WSP), 'Re: BREEAM Ene 5 - feasibility report', ref. ZBP-GC-000553, dated 8/12/10 3) NSGH Mechanical Services Energy Centre B, Ground Floor Sheet 1/2, Drawing No ZBP-EC-00-PL-521-002-02, Sheet 2/2 Drawing No ZBP-EC-03-PL-521-031-03, dated April 2010 4) NSGH Mechanical Services Energy Centre A, Drawing No ZBP-EC-03-PL-521-032-03, dated April 2010

10. COMMENTARY

Ref	Title	Healthcare Criteria	Max Available	% Worth (in total for each question)	Credits Achieved	Validation	Information Received
Wat 2	Water Meter	Where sub meters are fitted to allow individual water-consuming plant or building areas to be monitored such as cooling towers, car washes, catering areas, etc. If the building does not have any major water consuming plant this exemplar credit is not available. Each sub meter has a pulsed output to enable connection to a Building Management System (BMS) for the monitoring of water consumption. In addition to the above, for sites with multiple departments e.g. large health centres or acute hospitals, separate pulsed sub meters are fitted on the supply to the following areas where present: a. Staff and public areas b. Clinical areas and wards c. Letting areas: On the water supply to each tenant unit d. Laundries e. Main production kitchen f. Hydrotherapy pools g. Laboratories h. CSSD/HSDU, pathology, pharmacy, mortuary and any other major process water user.	**1**	**1.00%**	**1**	The specification states that water meters are to be installed with pulsed outputs to the BMS. In addition it is stated that incoming water will be monitored at the boundary of the site and throughout the building via the BMS. In addition, meters are proposed for the following larger water uses: - feed to each filtration plant & stream/storage tank - cold feed to each HWS calorifers - catering department (hot & cold) - Specialist water treatment plant	1) NSGH Y40 Performance Specification for BMS and Automatic Controls, Vol 6 Miscellaneous Systems, Ref. ZBP-xx-xx-SP-660-406, ZBP, 01 May 2010
Mat 1	Materials Specification	One exemplary BREEAM credit can be awarded as follows: a. Where assessing four or more applicable building elements, the building achieves at least two points additional to the total points required to achieve maximum credits under the standard BREEAM requirements. b. Where assessing fewer than four applicable building elements, the building achieves at least one point additional to the total points required to achieve maximum credits under the standard BREEAM requirements.	**1**	**1.00%**	**0**	This credit is not targeted at this stage.	N/A
Mat 5	Responsible Sourcing of Materials	Where, in addition to the standard BREEAM requirements, 95% of the applicable materials, comprised within the applicable building elements, have been responsibly sourced.	**1**	**1.00%**	**0**	This credit is not targeted at this stage.	N/A
Wst 1	Construction Site Waste Management	Where non-hazardous construction waste generated by the building's development meets or exceeds the resource efficiency benchmark required to achieve three credits (as outlined in the guidance). Where at least 90% by weight (80% by volume) of non-hazardous construction waste and 95% of demolition waste by weight (85% by volume) (if applicable) generated by the build has been diverted from landfill and either: a. Reused on site (in-situ or for new applications) b. Reused on other sites c. Salvaged/reclaimed for reuse d. Returned to the supplier via a 'take-back' scheme e. Recovered from site by an approved waste management contractor and recycled. Where all key waste groups are identified for diversion from landfill at pre-construction stage SWMP.	**1**	**1.00%**	**0**	This credit is not targeted at this stage, but may be reviewed during construction.	N/A

A52756968

10. COMMENTARY

Ref	Title	Healthcare Criteria	Max Available	% Worth (in total for each question)	Credits Achieved	Validation	Information Received
		BREEAM Accredited Professional/ Suitably Qualified Assessor: up to 2 credits for comprehensive use of a BREEAM Accredited Professional or suitably qualified BREEAM assessor throughout project work stages.	**2**	**2.00%**	**2**	A letter has been provided by Hugh McDerment of the NHS Board to confirm the appointment of Susan Logan (Ecoteric) as a BREEAM AP and SQA from the earliest stages of the development (equivalent to RIBA Stage B). In addition a letter has been provided by Darren Smith (Brookfield) to confirm the appointment of WSP as BREEAM AP advisors and assessors through the bid stage of the project and their continuing appointment throughout design and construction. The BREEAM APs working on the project include Rebecca Hart, Gail Williams and Gareth Sammons. A copy of a pre-assessment undertaken by Susan Logan (Ecoteric) has been provided dated 23/06/09, in addition a pre-assessment workshop and report has been provided by WSP (Gareth Sammons), dated 30/03/2010 and 16/04/2010 respectively. A project programme has been provided indicating the dates by which the key works stages are to be completed. Examples of design Information schedules have been provided indicating that BREEAM is always on the agenda. In addition a sample of meeting minutes have been provided by Brookfield, Nightingales, Ecoteric and WSP indicating that BREEAM is a regular feature on the agenda. In addition WSP have provided regular updates on the BREEAM scoring and actions required to complete the assessment. This has included updated full interim reports. WSP are included on the DTM circulation lists, for which an example agenda has been provided noting that BREEAM is a regular feature. 2 credits achieved.	1) Letter from Darren Smith (Brookfield) to Rebecca Hart (WSP), 'New South Glasgow Hospital RE: BREEAM Management', 20/09/2010 2) Letter from Hugh McDerment (NHS) 'BREEAM AP Advisor Involvement in New South Glasgow Hospital (NSGH) Project prior to Contract Award', dated 20/09/2010 3) NSGH Adult and Children's Hospital BREEAM Healthcare 2008 pre-assessment, prepared by Susan Logan of Ecoteric, dated 23/06/2009 4) NSGH Glasgow Hospital Pre-Assessment Report, prepared by Gareth Sammons of WSP, dated 16/04/2010 5) New South Glasgow Hospitals WSP Combined Activities Programme 6) NSGH DESIGN INFORMATION REQUIRED SCHEDULE (All For Construction Design), examples dated 27/07/10 and 06/09/10 5) Nightingale Associates DTM No1 , 3, 8,11, dated 25/01/2010, 22/02/2010, 17/05/2010, 10/08/2010 respectively 6) Brookfield NSGH 17132 Medical Planning & Technical Design Group Meeting No5, dated 2/06/2010 7) WSP, 'NSGH Sustainability Workshop, 23/02/2010, agenda and invite 8) Ecoteric meeting attendance schedule calendar 9) WSP BREEAM summary updates, dated 22/04/2010, 30/06/2010, 13/08/2010, 25/08/2010, 27/09/2010 10) NSGH Design Stage Action List Report, WSP, dated 25/08/2010 11) Agenda, New South Glasgow Hospitals Project Design Team Meeting 12, Nightingale Associates
		Additional Innovation credit - requiring application to BRE.	**1**	**1.00%**	**0**	This credit is not targeted.	N/A
					76.08%		
					Excellent		

A52756968

Appendix A Reduction of CO2 Emissions

breeam

Ene 1 Reduction of CO_2 emissions

Please select assessment type:

New Building

Please select the number of separate CO_2 Indices (EPCs) you wish to enter for the assessed building from the drop down list and press the select button:

1 | Select

EPC	CO_2 Index (EPC Rating)
1	40

Carbon Neutral Building?	
True Zero Carbon Building?	

TOTAL BREEAM CREDITS ACHIEVED	**6**

Appendix B TRA 1 Provision of Public Transport

breeam

Tra 1 Provision of Public Transport

Using the drop down boxes make the relevant selections and press the 'Select' button

Select

BREEAM Scheme?	No. nodes required?	BREEAM Education - Schools Only:	BREEAM Courts Only:
Healthcare - acute, teaching, specialist,mental health hospitals	2	Is a bus service available:	Is there a taxi drop off point:

NODE 1										
Public transport type	Bus									
Distance to node (m)	85									
	Service 1	Service 2	Service 3	Service 4	Service 5	Service 6	Service 7	Service 8	Service 9	Service 10
Average frequency per hour	5									

NODE 2										
Public transport type	Bus									
Distance to node (m)	65									
	Service 1	Service 2	Service 3	Service 4	Service 5	Service 6	Service 7	Service 8	Service 9	Service 10
Average frequency per hour	3	3	3	3	3					

Accessibility Index	9.16

TOTAL TRA 1 BREEAM CREDITS ACHIEVED	3

Appendix C Mat 1 Materials

breeam

Mat 1 Materials Specification

Using the dop down boxes make the relevant selections and press the 'Select' button

Assessment Type: New Build and/or major refurbishment

BREEAM Scheme: Healthcare

Select

		Green Guide Rating Building type used	Element Number	Area (m^2) of specification	Green Guide Rating	Points (Adjustment 1)	Area weighted Points (adjustment 2)	Total Points (adjustment 3 and 4)
External Walls	Type 1	Health	806490573	11645	A+	3.00	1.43	0.90
	Type 2	Health	806390499	9641	A	2.00	0.61	0.38
	Type 3	Health	50086 (Trespa Cladding)	1188	A	2.00	0.18	0.11
	Type 4	Health	806490596	690	A	2.00	0.06	0.04
	Type 5	Health	806260458	1357	A	2.00	0.11	0.07
	Type 6	Health	806470537	1176	A+	3.00	0.14	0.09
				25697			Total points for element:	1.59
Element applicable	Type 1	Health	831500018	4016	B	1.00	0.03	0.03
Windows	Type 2	Health	831500016 (part of unitised clad)	6794	D	0.25	0.01	0.01
	Type 3	Health	50087 (opaque glass unitised clad)	111884	B	1.00	0.90	0.82
	Type 4	Health	50087 (reynobond unitised clad)	1725	B	1.00	0.01	0.01
	Type 5	Please select from list:						
	Type 6	Please select from list:						
				124419			Total points for element:	0.88
Roof	Type 1	Health	812540004	9950	A+	3.00	1.06	0.62
	Type 2	Health	812540032	8687	B	1.00	0.31	0.18
	Type 3	Health	812540032	3820	B	1.00	0.14	0.08
	Type 4	Health	812530072	4213	C	0.50	0.07	0.04
	Type 5	Health	812530073	1570	D	0.25	0.01	0.01
	Type 6	Please select from list:						
				28240			Total points for element:	0.93
Element applicable	Type 1	Health	807280054	133592	C	0.50	0.50	0.36
Upper Floor Construction	Type 2	Health						
	Type 3	Health						
	Type 4	Health						
	Type 5	Health						
	Type 6	Health						
				133592			Total points for element:	0.36
Element not applicable	Type 1	Please select from list:						
Internal Walls	Type 2	Please select from list:						
	Type 3	Please select from list:						
	Type 4	Please select from list:						
	Type 5	Please select from list:						
	Type 6	Please select from list:						
				0			Total points for element:	0.00
Floor Finishes/Coverings	Type 1	Health	821570038	168162	A+	3.00	3.00	7.94
	Type 2	Please select from list:						
	Type 3	Please select from list:						
	Type 4	Please select from list:						
	Type 5	Please select from list:						
	Type 6	Please select from list:						
				168162			Total points for element:	7.94

Total Points Achieved	11.69
TOTAL Mat 1 BREEAM CREDITS ACHIEVED	6.00

Appendix D Mat 1 Calculator

breeam

Mat 6 Insulation calculator

TOTAL MAT 6 BREEAM CREDITS ACHIEVED	2

Insulation - Embodied Impact

	INSULATION TYPES	Area of Insulation (m^2)	Insulation thickness (m)	Volume	Thermal Conductivity W/mk	Insulation Green Guide Rating	Area weighted thermal resistance	Green Guide rating correction
Buiding Fabric Insulation								
Ins 1	Saint-Gobain Isover, Mineral Wool	13750.00	175.000	2406250.000	0.0380	A+ (3 Points)	63322368.42	189967105.26
Ins 2	Kingspan Kooltherm K12 phenolic foam	2757.00	150.000	413550.000	0.0200	A+ (3 Points)	20677500.00	62032500.00
Ins 3	Kingspan Thermawall TW55 rigid urethane	13750.00	60.000	825000.000	0.0220	A+ (3 Points)	37500000.00	112500000.00
Ins 4	Kingspan Kooltherm K15 phenolic foam	4410.00	100.000	441000.000	0.0200	A+ (3 Points)	22050000.00	66150000.00
Ins 5	Kingspan Kooltherm K12 rigid phenolic	1717.00	50.000	85850.000	0.0200	A+ (3 Points)	4292500.00	12877500.00
Ins 6	Sto EPS insulation expanded polystyrene	11645.00	100.000	1164500.000	0.0400	A+ (3 Points)	29112500.00	87337500.00
Ins 7	Kingspan MR1000 EcoSafe polyisocyanurate	7429.00	68.000	505172.000	0.0200	A (2 Points)	25258600.00	50517200.00
Ins 8	Bauder PIR Flatboard Rigid Urethane	9950.00	110.000	1094500.000	0.0360	A (2 Points)	30402777.78	60805555.56
Ins 9	Radmat Protherm expanded polystyrene	19208.00	120.000	2304960.000	0.0320	A+ (3 Points)	72030000.00	216090000.00
Ins 10				0.000		E (0 Points)		
Ins 11				0.000		E (0 Points)		
Ins 12				0.000		E (0 Points)		
Buiding Services Insulation		Volume of Insulation (m^3)						
Ins 13	Mineral wool Isover Pipe	85000.00			0.0320	A (2 Points)	2656250.00	5312500.00
Ins 14	Kooltherm Duct Insultation	85000.00			0.0210	A+ (3 Points)	4047619.05	12142857.14
Ins 15						E (0 Points)		
Ins 16						E (0 Points)		
Ins 17						E (0 Points)		
Ins 18						E (0 Points)		
Ins 19						E (0 Points)		
Ins 20						E (0 Points)		
Ins 21						E (0 Points)		
Ins 22						E (0 Points)		
Ins 23						E (0 Points)		
Ins 24						E (0 Points)		

Total volume of Insulation	9410782.00
Total Area weighted thermal resistance	311350115.25
Green Guide rating correction	875732717.96
Insulation Index	2.813
BREEAM Credits achieved	1

Insulation - Responsible Sourcing

Assess compliance based on (select from drop down menu): Volume		Volume of insulation (m^3)	Volume of insulation compliant with Tier 1,2 or 3	Absolute % compliant
Ins 1	Saint-Gobain Isover, Mineral Wool	2406250.00	2406250.00	25.57%
Ins 2	Kingspan Kooltherm K12 phenolic foam	413550.00	413550.00	4.39%
Ins 3	Kingspan Thermawall TW55 rigid urethane	825000.00	825000.00	8.77%
Ins 4	Kingspan Kooltherm K15 phenolic foam	441000.00	441000.00	4.69%
Ins 5	Kingspan Kooltherm K12 rigid phenolic	85850.00	85850.00	0.91%
Ins 6	Sto EPS insulation expanded polystyrene	1164500.00	1164500.00	12.37%
Ins 7	Kingspan MR1000 EcoSafe polyisocyanurate	505172.00	505172.00	5.37%
Ins 8	Bauder PIR Flatboard Rigid Urethane	1094500.00	1094500.00	11.63%

Ins 9	Radmat Protherm expanded polystyrene	2304960.00	2304960.00	24.49%
Ins 10		0.00		0.00%
Ins 11		0.00		0.00%
Ins 12		0.00		0.00%
Ins 13	Mineral wool Isover Pipe	85000.00	85000.00	0.90%
Ins 14	Kooltherm Duct Insultation	85000.00	85000.00	0.90%
Ins 15		0.00		0.00%
Ins 16		0.00		0.00%
Ins 17		0.00		0.00%
Ins 18		0.00		0.00%
Ins 19		0.00		0.00%
Ins 20		0.00		0.00%
Ins 21		0.00		0.00%
Ins 22		0.00		0.00%
Ins 23		0.00		0.00%
Ins 24		0.00		0.00%
		Total volume of insulation (m^3)		9410782.00
		Total % of insulation responsible sourced		100%
		BREEAM credits achieved		1

Appendix E Mat 6 Insulation Calculator

breeam

LE4 & LE5 Mitigating Ecological Impact

Please select from the drop box the number of different habitat types you wish to enter and press 'select': 6 **Select**

To enter data from an ecologists report/survey please confirm that the ecologist is a 'suitably qualified ecologist' (as defined in the BREEAM manual) and they have been appointed to report on enhancing and protecting the ecology of the site, and the general recommendations of the ecologist have been, or will be, implemented by the client/design team. (Please note; this confirmation is required to award any of the credits available for LE5 Enhancing Site Ecology). Yes

Plot No.	Habitat Type	No. of plant species / habitat type	Pre-Development Area of Plot (m^2)	Post-Development Area of Plot (m^2)
1	Building & Hard landscaping	0	54780	92119
2	Derelict bare ground < 1yr	0	44039	0
3	Fertile grassland	14	11588	0
4	Wildlife planting	3	5	0
5	Fertile grassland	11.6	0	650
6	Wildlife planting	80	0	17643

Total site area (m^2):	110412	110412
Ecological Value (Area Weighted Plant Species):	1.47	12.85
Change in Ecological Value:	**11.38**	

TOTAL LE4 BREEAM CREDITS ACHIEVED	**2**
TOTAL LE5 BREEAM CREDITS ACHIEVED	**3**

BREEAM Scheme: BREEAM Healthcare 2008
Building Name: New South Glasgow Hospital
BREEAM Registration No.: WSPE-HEA-GS03-13
BREEAM Assessor: Gail Williams

					Minimum BREEAM Standards				
					Pass	Good	Very Good	Excellent	Outstanding
				Achieved?	YES	YES	YES	YES	NO
Ref	Title	Healthcare Criteria	Number of BREEAM credits available	Total BREEAM credits achieved	Minimum required credits by BREEAM issue and rating				
Management									
Man 1	Commissioning	One credit where evidence provided demonstrates that an appropriate project team member has been appointed to monitor commissioning on behalf of the client to ensure commissioning will be carried out in line with current best practice. Two credits where, in addition to the above, evidence provided demonstrates that seasonal commissioning will be carried out during the first year of occupation, post construction (or post fit out).	**2**	**2**	1	1	1	1	2
Man 2	Considerate Constructors	One credit where evidence provided demonstrates that there is a commitment to comply with best practice site management principles. Two credits where evidence provided demonstrates that there is a commitment to go beyond best practice site management principles.	**2**	**2**	-	-	-	1	2
Man 3	Construction Site Impacts	One credit where evidence provided demonstrates that 2 or more of items a-g (listed below) are achieved. Two credits where evidence provided demonstrates that 4 or more of items a-g (listed below) are achieved. Three credits where evidence provided demonstrates that 6 or more of items a-g are achieved: a. Monitor, report and set targets for CO2 or energy arising from site activities b. Monitor, report and set targets for CO2 or energy arising from transport to and from site c. Monitor, report and set targets for water consumption arising from site activities d. Implement best practice policies in respect of air (dust) pollution arising from the site e. Implement best practice policies in respect of water (ground and surface) pollution occurring on the site f. Main contractor has an environmental materials policy, used for sourcing of construction materials to be utilised on site g. Main contractor operates an Environmental Management System. One additional credit where evidence provided demonstrates that at least 80% of site timber is responsibly sourced and 100% is legally sourced.	**4**	**4**	-	-	-	-	-
Man 4	Building user guide	One credit where evidence provided demonstrates the provision of a simple guide that covers information relevant to the tenant/occupants and non-technical building manager on the operation and environmental performance of the building.	**1**	**1**	-	-	-	1	1

Copyright of BRE Global Ltd

Man 6	Consultation	One credit where evidence provided demonstrates that consultation has been, or is being, undertaken and feedback given to the local community and building users. In addition, advice should also have been sought from any relevant national and local history, archaeological bodies or military history groups regarding the heritage value of the building/site/surroundings. Two credits where, in addition to the above, evidence provided demonstrates that changes to the design and/or action has been taken as a result of the above consultation process. This should include the protection of any parts of the building (or site) having historic or heritage value in accordance with independent advice from the relevant body.	2	2	-	-	-	-	-
Man 8	Security	One credit where evidence provided demonstrates that an Architectural Liaison Officer (ALO) or Crime Prevention Design Advisor (CPDA) from the local police force has been consulted at the design stage and their recommendations incorporated into the design of the building and its parking facilities (if relevant).	1	1	-	-	-	-	-
Man 11	Ease of Maintenance	One credit where evidence provided demonstrates that specifications for the building and the building services/systems and landscaping have considered ease and efficiency of maintenance in line with best practice.	1	1	-	-	-	-	-
Man 12	Life Cycle Costing	One credit where evidence provided demonstrates that a Life Cycle Cost (LCC) analysis based on the feasibility study proposals has been undertaken on the building design at a strategic and system level. Two credits where, in addition to the above, evidence provided demonstrates that the results of the feasibility study and consideration of LCC have been implemented.	2	2	-	-	-	-	-

Copyright of BRE Global Ltd

Man 13	Good Corporate Citizen	One credit where evidence provided demonstrates that the Good Corporate Citizen model has been used to assess the development and that there is a commitment to continue to use the model to re-assess the development regularly.	1	0	-	-	-	-	-
Health & Wellbeing									
Hea 1	Daylighting	Two credits where at least 80% by floor area of occupied staff and public spaces have an average daylight factor of 2% or more. And at least 80% by floor area of occupied patient spaces (dayrooms, wards) and consulting rooms have an average daylight factor of 3% or more.	2	0	-	-	-	-	-
Hea 2	View Out	One credit where evidence provided demonstrates that all workstations/benches and desks and at least 80% by floor area of public areas have an adequate view out. Second Credit. One credit where evidence provided demonstrates that all patient-occupied spaces have an adequate view out.	2	0	-	-	-	-	-
Hea 3	Glare Control	One credit where evidence provided demonstrates that an occupant-controlled shading system (e.g. internal or external blinds) is fitted in relevant building areas.	1	1	-	-	-	-	-
Hea 4	High frequency lighting	One credit where evidence provided demonstrates that high frequency ballasts are installed on all fluorescent and compact fluorescent lamps.	1	1	1	1	1	1	1
Hea 5	Internal and external lighting levels	One credit where evidence provided demonstrates that all internal and external lighting, where relevant, is specified in accordance with the appropriate maintained illuminance levels (in lux) recommended by CIBSE.	1	1	-	-	-	-	-
Hea 6	Lighting zones & controls	One credit where evidence provided demonstrates that, in all relevant building areas, lighting is appropriately zoned and occupant controllable.	1	1	-	-	-	-	-
Hea 7	Potential for natural ventilation	One credit where evidence provided demonstrates that fresh air is capable of being delivered to the occupied spaces of the building via a natural ventilation strategy, and there is sufficient user-control of the supply of fresh air.	1	0	-	-	-	-	-
Hea 8	Indoor air quality	One credit where air intakes serving occupied areas avoid major sources of external pollution and recirculation of exhaust air.	1	0	-	-	-	-	-
Hea 9	Volatile Organic Compounds	One credit where evidence provided demonstrates that the emissions of VOCs and other substances from key internal finishes and fittings comply with best practice levels.	1	1	-	-	-	-	-
Hea 10	Thermal comfort	One credit where evidence provided demonstrates that thermal comfort levels in occupied spaces of the building are assessed at the design stage to evaluate appropriate servicing options, ensuring appropriate thermal comfort levels are achieved.	1	1	-	-	-	-	-
Hea 11	Thermal zoning	One credit where evidence provided demonstrates that local occupant control is available for temperature adjustment in each occupied space to reflect differing user demands.	1	1	-	-	-	-	-
Hea 12	Microbial contamination	One credit where evidence provided demonstrates that the risk of waterborne and airborne legionella contamination has been minimised.	1	1	1	1	1	1	1

Copyright of BRE Global Ltd

Hea 13	Acoustic Performance	One credit where evidence provided demonstrates that indoor ambient noise levels and airborne and impact sound insulation levels achieve the recommended performance benchmarks outlined HTM 08-01 Part A. One credit where evidence provided demonstrates that reverberation times are compliant with the recommended performance benchmarks outlined HTM 08-01 Part A.	**2**	**2**	-	-	-	-	-
Hea 15	Outdoor Space	One credit where evidence provided demonstrates the provision of an adequate outdoor amenity space accessible for use by the building's occupants.	**1**	**1**	-	-	-	-	-
Hea 19	Arts in health	One credit where evidence provided demonstrates that an art co-ordinator has been appointed or an art strategy and policy have been prepared for the development.	**1**	**1**	-	-	-	-	-

Copyright of BRE Global Ltd

Energy										
Ene 1	Reduction of CO2 Emissions	Up to fifteen credits where evidence provided demonstrates an improvement in the energy efficiency of the building's fabric and services and therefore achieves lower building operational related CO2 emissions.	**15**	**6**	-	-	-	6	10
Ene 2	Sub-metering of Substantial Energy Uses	One credit where evidence provided demonstrates the provision of direct sub-metering of energy uses within the building. Two credits where, in addition to the above, evidence provided demonstrates that sub meters are connected to a BMS or other type of automated control device.	**2**	**2**	-	-	1	1	1
Ene 3	Sub-metering of high energy load Areas and Tenancy	One credit where evidence provided demonstrates sub-metering of energy consumption by tenancy/building function area is installed within the building.	**1**	**0**	-	-	-	-	-
Ene 4	External Lighting	One credit where energy-efficient external lighting is specified and all light fittings are controlled for the presence of daylight.	**1**	**1**	-	-	-	-	-
Ene 5	Low zero carbon technologies	One credit where evidence provided demonstrates that a feasibility study considering local (on-site and/or near site) low or zero carbon (LZC) technologies has been carried out and the results implemented. Two credits where evidence provided demonstrates that the first credit has been achieved and there is a 10% reduction in the building's CO2 emissions as a result of the installation of a feasible local LZC technology. Three credits where evidence provided demonstrates that the first credit has been achieved and there is a 15% reduction in the building's CO2 emissions as a result of the installation of a feasible local LZC technology. Or alternatively: A maximum of one credit where evidence provided demonstrates that a contract with an energy supplier is in place to provide sufficient electricity used within the assessed building/development to meet the above criteria from a 100% renewable energy source. (Note: a standard Green Tariff will not comply)	**3**	**3**	-	-	-	1	1
Ene 8	Lifts	Up to two credits are available where evidence provided demonstrates the installation of energy-efficient lift(s).	**2**	**2**	-	-	-	-	-
Ene 15	Provision of Energy Efficient Equipment	One credit where evidence provided demonstrates procurement of office and domestic scale equipment on the basis of energy-efficient performance over the product life cycle.	**1**	**0**	-	-	-	-	-
Ene 16	CHP Community Energy	One credit where evidence provided demonstrates that a feasibility study has been carried out on the potential for the building to set up, contribute to or benefit from a local CHP community energy scheme.	**1**	**1**	-	-	-	-	-

Copyright of BRE Global Ltd

Transport										
Tra 1	Provision of public transport	Up to five credits are awarded on a sliding scale based on the assessed buildings' accessibility to the public transport network.	**5**	**3**	-	-	-	-	-
Tra 2	Proximity to amenities	One credit where evidence provided demonstrates that the building is located within 500m of accessible local amenities appropriate to the building type and its users.	**1**	**1**	-	-	-	-	-
Tra 3	Cyclist Facilities	One credit where evidence provided demonstrates that covered, secure and well-lit cycle storage facilities are provided for all building users. Two credits where, in addition to the above, adequate changing facilities are provided for staff use.	**2**	**2**	-	-	-	-	-
Tra 4	Pedestrian and cycle safety	**Medium/Large developments** e.g. acute, teaching, specialist and mental health hospitals One credit where evidence provided demonstrates that the site layout has been designed in accordance with best practice to ensure safe and adequate cycle access. One credit where evidence provided demonstrates that the site layout has been designed in accordance with best practice to ensure safe and adequate pedestrian access.	**2**	**1**	-	-	-	-	-
Tra 5	Travel plan	One credit where evidence is provided to demonstrate that a travel plan has been developed and tailored to the specific needs of the building users.	**1**	**1**	-	-	-	-	-
Tra 6	Maximum car parking capacity	One credit where evidence provided demonstrates that the number of parking spaces provided for the building has been limited.	**1**	**0**	-	-	-	-	-
Tra 7	Travel information point	One credit where evidence provided demonstrates there is a dedicated space within the development for the provision of real-time public transport information.	**1**	**1**	-	-	-	-	-
Tra 8	Deliveries & manoeuvring	One credit where evidence provided demonstrates that vehicle access areas have been designed to ensure adequate space for manoeuvring delivery vehicles and provide space away from manoeuvring area for storage of refuse skips and pallets.	**1**	**1**	-	-	-	-	-
Water										

Copyright of BRE Global Ltd

Wat 1	Water Consumption	Up to three credits where evidence provided demonstrates that the specification includes taps, urinals, WCs and showers that consume less potable water in use than standard specifications for the same type of fittings.	3	2	-	1	1	1	2
Wat 2	Water meter	One credit where evidence provided demonstrates that a water meter with a pulsed output will be installed on the mains supply to each building/unit.	1	1	-	1	1	1	1
Wat 3	Major leak detection	One credit where evidence provided demonstrates that a leak detection system is specified or installed on the building's water supply.	1	1	-	-	-	-	-
Wat 4	Sanitary supply shut off	One credit where evidence provided demonstrates that proximity detection shut-off is provided to the water supply to all toilet areas.	1	0	-	-	-	-	-
Wat5	Water recycling	Up to two credits where evidence provided demonstrates the specification of systems that collect, store and, where necessary treat, rainwater or greywater for WC and urinal flushing purposes.	2	0	-	-	-	-	-
Wat 6	Irrigation systems	One credit where evidence provided demonstrates that a low-water irrigation strategy/system has been installed, or where planting and landscaping is irrigated via rainwater or reclaimed water.	1	1	-	-	-	-	-
Materials									
Mat 1	Materials Specification (major building elements)	Up to six credits are available, determined by the Green Guide to Specification ratings for the major building/finishing elements.	6	6	-	-	-	-	-
Mat 2	Hard landscaping and boundary protection	One credit where evidence provided demonstrates that at least 80% of the combined area of external hard landscaping and boundary protection specifications achieve an A or A+ rating, as defined by the Green Guide to Specification.	1	0	-	-	-	-	-
Mat 3	Re-use of building façade	One credit is awarded where evidence provided demonstrates that at least 50% of the total façade (by area) is reused and at least 80% of the reused façade (by mass) comprises in-situ reused material.	1	0	-	-	-	-	-
Mat 4	Re-use of building structure	One credit is awarded where evidence provided demonstrates that a design reuses at least 80% of an existing primary structure and for part refurbishment and part new build, the volume of the reused structure comprises at least 50% of the final structure's volume.	1	0	-	-	-	-	-
Mat 5	Responsible sourcing of materials	Up to 3 credits are available where evidence provided demonstrates that 80% of the assessed materials in the following building elements are responsibly sourced: a. Structural Frame b. Ground floor c. Upper floors (including separating floors) d. Roof e. External walls f. Internal walls g. Foundation/substructure h. Staircase Additionally 100% of any timber must be legally sourced.	3	0	-	-	-	-	-
Mat 6	Insulation	One credit where evidence provided demonstrates that thermal insulation products used in the building have a low embodied impact relative to their thermal properties, determined by the Green Guide to Specification ratings. One credit where evidence provided demonstrates that thermal insulation products used in the building have been responsibly sourced.	2	2	-	-	-	-	-

Copyright of BRE Global Ltd

Mat 7	Designing For Robustness	One credit where protection is given to vulnerable parts of the building such as areas exposed to high pedestrian traffic, vehicular and trolley movements.	1	1	-	-	-	-	-
Waste									
Wst 1	Construction Site Waste Management	Up to three credits are available where evidence provided demonstrates that the amount of non-hazardous construction waste (m3/100m2 or tonnes100m2) generated on site by the development is the same as or better than good or best practice levels. One credit where evidence provided demonstrates that a significant majority of non-hazardous construction waste generated by the development will be diverted from landfill and reused or recycled.	4	4	-	-	-	-	-
Wst 2	Recycled aggregates	One credit where evidence provided demonstrates the significant use of recycled or secondary aggregates in 'high-grade' building aggregate uses.	1	0	-	-	-	-	-
Wst 3	Recyclable waste storage	One credit where a central, dedicated space is provided for the storage of the building's recyclable waste streams.	1	1	-	-	-	1	1
Wst 4	Compactor / Baler	One credit where evidence provided demonstrates that either an industrial waste compactor or baler is installed for compacting/baling waste materials generated on site and a. A water outlet is provided for cleaning b. The development achieves the BREEAM credit for storage of recyclable waste.	1	1	-	-	-	-	-
Wst 5	Composting	One credit w here evidence provided demonstrates there is a vessel on site for composting food waste, and adequate storage for such waste generated by the building's users and operation. OR Where space or access is limited, there is a dedicated space for compostable food waste to be stored prior to removal and composting at an alternative site.	1	0	-	-	-	-	-
Land Use & Ecology									
LE1	Re-use of land	One credit where evidence provided demonstrates that the majority of the footprint of the proposed development falls within the boundary of previously developed land.	1	1	-	-	-	-	-
LE2	Contaminated land	One credit is awarded where evidence provided demonstrates that the land used for the new development has, prior to development, been defined as contaminated and where adequate remedial steps have been taken to decontaminate the site prior to construction.	1	0	-	-	-	-	-
LE3	Ecological value of site AND Protection of ecological features	One credit is awarded where evidence provided demonstrates that the construction zone is defined as land of low ecological value and all existing features of ecological value will be fully protected from damage during site preparation and construction works.	1	1	-	-	-	-	-

Copyright of BRE Global Ltd

LE4	Mitigating Ecological impact	One credit where evidence provided demonstrates that the change in the site's existing ecological value, as a result of development, is minimal. Two credits where evidence provided demonstrates that there is no negative change in the site's existing ecological value as a result of development.	**2**	**2**	-	-	1	1	1
LE5	Enhancing Site Ecology	One credit where the design team (or client) has appointed a suitably qualified ecologist to advise and report on enhancing and protecting the ecological value of the site; and implemented the professional's recommendations for general enhancement and protection of site ecology. Two credits where, in addition to the above, there is a positive increase in the ecological value of the site of up to (but not including) 6 species. Three credits where, in addition to the above, evidence is provided to demonstrate a positive increase in the ecological value of the site of 6 species or greater.	**3**	**3**	-	-	-	-	-
LE6	Long term impact on biodiversity	One credit where the client has committed to achieving the mandatory requirements listed below and at least two of the additional requirements. Two credits where the client has committed to achieving the mandatory requirements listed below and at least four of the additional requirements.	**2**	**2**	-	-	-	-	-
Pollution									
Pol 1	Refrigerant GWP - Building services	One credit where evidence provided demonstrates the use of refrigerants with a global warming potential (GWP) of less than 5 or where there are no refrigerants specified for use in building services.	**1**	**0**	-	-	-	-	-
Pol 2	Preventing refrigerant leaks	One credit where evidence provided demonstrates that refrigerant leaks can be detected or where there are no refrigerants specified for the development. One credit where evidence provided demonstrates that the provision of automatic refrigerant pump down is made to a heat exchanger (or dedicated storage tanks) with isolation valves. Or where there are no refrigerants specified for the development.	**2**	**1**	-	-	-	-	-
Pol 3	Refrigerant GWP - Cold storage	One credit where evidence provided demonstrates the use of refrigerants within cold storage systems with a global warming potential (GWP) of less than 5.	**1**	**0**	-	-	-	-	-
Pol 4	NOx emissions from heating source	One credit where evidence provided demonstrates that the maximum dry NOx emissions from delivered space heating energy are ≤100 mg/kWh (at 0% excess O2). Two credits where evidence provided demonstrates that the maximum dry NOx emissions from delivered space heating energy are ≤70 mg/kWh (at 0% excess O2). Three credits where evidence provided demonstrates that the maximum dry NOx emissions from delivered space heating energy are ≤40 mg/kWh (at 0% excess O2) and emissions from delivered water heating energy are 100 mg/kWh or less (at 0% excess O2).	**3**	**3**	-	-	-	-	-

Copyright of BRE Global Ltd

Pol 5	Flood risk	Two credits where evidence provided demonstrates that the assessed development is located in a zone defined as having a low annual probability of flooding. One credit where evidence provided demonstrates that the assessed development is located in a zone defined as having a medium or high annual probability of flooding AND the ground level of the building, car parking and access is above the design flood level for the site's location. One further credit where evidence provided demonstrates that surface water run-off attenuation measures are specified to minimise the risk of localised flooding, resulting from a loss of flood storage on site due to development.	3	3	-	-	-	-	-
Pol 6	Minimising watercourse pollution	One credit here evidence provided demonstrates that effective on site treatment such as Sustainable Drainage Systems (SUDs) or oil separators have been specified in areas that are or could be a source of watercourse pollution.	1	1	-	-	-	-	-
Pol 7	Reduction of Night Time Light Pollution	One credit where evidence provided demonstrates that the external lighting design is in compliance with the guidance in the Institution of Lighting Engineers (ILE) Guidance notes for the reduction of obtrusive light, 2005.	1	1	-	-	-	-	-
Pol 8	Noise Attenuation	One credit where evidence provided demonstrates that new sources of noise from the development do not give rise to the likelihood of complaints from existing noise-sensitive premises and amenity or wildlife areas that are within the locality of the site.	1	1	-	-	-	-	-

Copyright of BRE Global Ltd

Innovation - Exemplary Level Criteria

Innovation	Man 2: Considerate Constructors	Where post construction, a Considerate Constructors Scheme certificate can be provided demonstrating that the site achieved CCS Code of Considerate Practice with a score of at least 36. OR Where post construction, the site has complied in full with the alternative, independently assessed scheme, and the alternative scheme addresses all the mandatory and optional items in Checklist A2.	**1**	**1**
Innovation	Hea 1: Daylighting	At least 80% of the floor area (for the building spaces/room identified above in the standard requirements) has an average daylight factor of 3% in multi-storey buildings and 4% in single-storey buildings.	**1**	**0**
Innovation	Ene 1: Reduction of CO2 emissions	One additional innovation credit can be awarded where evidence provided demonstrates the building is designed to be a carbon neutral building as defined by the NCM (i.e. in terms of building services energy demand), as follows: a. A new building achieves a CO2 index less than 0 on the benchmark scale. b. A refurbished building achieves a CO2 index equal to or less than 0 on the benchmark scale. Two additional innovation credits can be awarded where evidence provided demonstrates the building is designed to be a True zero carbon building (in terms of building services and operational energy demand).	**2**	**0**
Innovation	Ene 5: Low or Zero Carbon Technologies	A local LZC energy technology has been installed in line with the recommendations of a compliant feasibility study and this method of supply results in a 20% reduction in the building's CO2 emissions.	**1**	**1**
Innovation	Wat 2: Water Meter	Where sub meters are fitted to allow individual water-consuming plant or building areas to be monitored such as cooling towers, car washes, catering areas, etc. If the building does not have any major water consuming plant this exemplar credit is not available. Each sub meter has a pulsed output to enable connection to a Building Management System (BMS) for the monitoring of water consumption. In addition to the above, for sites with multiple departments e.g. large health centres or acute hospitals, separate pulsed sub meters are fitted on the supply to the following areas where present: a. Staff and public areas b. Clinical areas and wards c. Letting areas: On the water supply to each tenant unit d. Laundries e. Main production kitchen f. Hydrotherapy pools g. Laboratories h. CSSD/HSDU, pathology, pharmacy, mortuary and any other major process water user.	**1**	**1**
Innovation	Materials Specification	One exemplary BREEAM credit can be awarded as follows: a. Where assessing four or more applicable building elements, the building achieves at least two points additional to the total points required to achieve maximum credits under the standard BREEAM requirements. b. Where assessing fewer than four applicable building elements, the building achieves at least one point additional to the total points required to achieve maximum credits under the standard BREEAM requirements.	**1**	**0**
Innovation	Responsible Sourcing of Materials	Where, in addition to the standard BREEAM requirements, 95% of the applicable materials, comprised within the applicable building elements, have been responsibly sourced.	**1**	**0**

Copyright of BRE Global Ltd

Innovation	Wst 1 Construction Site Waste Management	Where non-hazardous construction waste generated by the building's development meets or exceeds the resource efficiency benchmark required to achieve three credits (as outlined in the guidance). Where at least 90% by weight (80% by volume) of non-hazardous construction waste and 95% of demolition waste by weight (85% by volume) (if applicable) generated by the build has been diverted from landfill and either: a. Reused on site (in-situ or for new applications) b. Reused on other sites c. Salvaged/reclaimed for reuse d. Returned to the supplier via a 'take-back' scheme e. Recovered from site by an approved waste management contractor and recycled. Where all key waste groups are identified for diversion from landfill at pre-construction stage SWMP.	1	0
Innovation - BREEAM Accredited Professional or Suitably Qualified BREEAM Assessor				
Innovation	BREEAM Accredited Professional / Suitably Qualified Assessor	Up to two credits are available for the comprehensive use of a BREEAM Accredited Professional (AP) or Suitably Qualified BREEAM Assessor (SQA) throughout project work stages.	2	2
Innovation - BRE Global Approved Innovation credits				
Innovation	Approved Innovations	Additional BREEAM Innovation Credits can be awareded where an application is made to, and approved by the BREEAM office using the Innovation Application Form and the assessor confirms compliance with the criteria set out within the Innovation Application Form.		0

Copyright of BRE Global Ltd

From: Macleod, Mairi
To: Jonathan Hendrick; Scott McCallum
Cc: McCluskey, Fiona; Emma White
Subject: Day Medical Unit
Date: 22 March 2010 13:53:34

Hi all

We have had confirmation from Infection Control that they are happy to accept the 2.7m from bed head centre to bed head centre in the 10 bedded area. There will still need to have discussion on the number of chairs in the 8 chair area – but it is most likely that they will have the number of chairs that fit the area rather than any increases to the footprint. I suggest we pick this up at the meeting on 15 April although Fiona & I are arranging to meet with the Head of Nursing before the meeting to discuss.

Hope this is helpful – we certainly think it is!

Mairi

Mairi Macleod
Project Manager New Children's Hospital
St Andrew's House
Hillington
G52 4NQ
tel no [redacted]

[redacted]

****

NHSGG&C Disclaimer

The information contained within this e-mail and in any attachment is confidential and may be privileged. If you are not the intended recipient, please destroy this message, delete any copies held on your systems and notify the sender immediately; you should not retain, copy or use this e-mail for any purpose, nor disclose all or any part of its content to any other person.

All messages passing through this gateway are checked for viruses, but we strongly recommend that you check for viruses using your own virus scanner as NHS Greater Glasgow & Clyde will not take responsibility for any damage caused as a result of virus infection.

****

ELIZABETH PETROVITCH NIGHTINGALE ASSOCIATES	Art Strategy update LETTER	20/08/2010 NA-LETTER-000017
Darren Smith MULTIPLEX CONSTRUCTION EUROPE	Re: Art Strategy update GENERAL CORRESPONDEN…	21/08/2010 BCL UK-GC-002551
Darren Smith MULTIPLEX CONSTRUCTION EUROPE	Re: Art Strategy update GENERAL CORRESPONDEN…	21/08/2010 BCL UK-GC-002552
ELIZABETH PETROVITCH NIGHTINGALE ASSOCIATES	Re: Art Strategy update LETTER	26/08/2010 NA-LETTER-000018
Darren Smith MULTIPLEX CONSTRUCTION EUROPE	Re: Art Strategy update GENERAL CORRESPONDEN…	06/09/2010 BCL UK-GC-002794
ELIZABETH PETROVITCH NIGHTINGALE ASSOCIATES	Re: Art Strategy update LETTER	07/09/2010 NA-LETTER-000025
Darren Smith MULTIPLEX CONSTRUCTION EUROPE	Re: Art Strategy update GENERAL CORRESPONDEN…	16/09/2010 BCL UK-GC-003005
ELIZABETH PETROVITCH NIGHTINGALE ASSOCIATES	Re: Art Strategy update LETTER	16/09/2010 NA-LETTER-000027
Darren Smith MULTIPLEX CONSTRUCTION EUROPE	Re: Art Strategy update GENERAL CORRESPONDEN…	16/09/2010 BCL UK-GC-003007
ELIZABETH PETROVITCH NIGHTINGALE ASSOCIATES	Re: Art Strategy update	06/09/2010 DRAFT-000635

NHS Greater Glasgow and Clyde

Brookfield

MAIL TYPE	MAIL NUMBER	REFERENCE NUMBER
General Correspondence	BCL UK-GC-003007	NA-LETTER-000017

Re: Art Strategy update

From	Mr Darren Smith - Brookfield Construction (UK) Ltd
To (2)	Mr David McLeish - Doig+Smith LLP
	Ms ELIZABETH PETROVITCH - NIGHTINGALE ASSOCIATES
Cc (9)	Mr Matthew Palavidis - Acoustic Logic
	Mr David Bower - Brookfield Construction (UK) Ltd
	Glasgow DocControl - Brookfield Construction (UK) Ltd
	Mr Eric Napier - Brookfield Construction (UK) Ltd
	Mr Chris Fremantle - Ginkgo Projects
	Ms Anna Brown - NIGHTINGALE ASSOCIATES
	Mr Neil Murphy - NIGHTINGALE ASSOCIATES (Neil.Murphy[redacted])

	Ms EMMA WHITE - NIGHTINGALE ASSOCIATES
	Mr Kenny Hamill - WSP Buildings
Sent	Thursday, 16 September 2010 7:33:28 PM BST (GMT +01:00)
Status	N/A

ATTRIBUTES

Attribute 1	Stage 2 - Adult New Hospitals Full Business Case (FBC), Stage 2 - Children's New Hospital Full Business case (FBC)
Attribute 2	030. Architectural

MESSAGE

Excellent - thk you.

Pauleen, could you please print off together with Art strategy ready to forward to NHS under Appn K

Darren Smith
Project Design Manager
New Southern Glasgow Hospital.

[redacted]

From: ELIZABETH PETROVITCH
Sent: 16/09/2010 7:28:41 PM BST (GMT +01:00)
To: Darren Smith, David McLeish **:** Matthew Palavidis , David Bower, Glasgow DocControl, Eric Napier, Chris Fremantle, Anna Brown, Neil Murphy, EMMA WHITE, Kenny Hamill
Mail Number: NA-LETTER-000027
Subject: Re: Art Strategy update

Darren,

the revised art strategy plans and schedule were transmitted this afternoon: NA-TRANSMIT-000295

Best Regards

Liz

From: Darren Smith
Sent: 16/09/2010 7:22:24 PM BST (GMT +01:00)
To: David McLeish, ELIZABETH PETROVITCH **:** Matthew Palavidis , David Bower, Glasgow DocControl, Eric Napier, Chris Fremantle, Anna Brown, Neil Murphy, EMMA WHITE, Kenny Hamill
Mail Number: BCL UK-GC-003005

Subject: Re: Art Strategy update

Liz

Approach on frames seems fine.

You indicated your revised drawings and schedules would be issued by cob 16/09/10 folowing the changes of the 09/09/10 - are you still on programme?

Darren Smith
Project Design Manager
New Southern Glasgow Hospital.

[redacted]

From: ELIZABETH PETROVITCH
Sent: 07/09/2010 3:36:17 PM BST (GMT +01:00)
To: Darren Smith, David McLeish **:** Matthew Palavidis , David Bower, Glasgow DocControl, Eric Napier, Chris Fremantle, Anna Brown, Neil Murphy, EMMA WHITE, Kenny Hamill
Mail Number: NA-LETTER-000025
Subject: Re: Art Strategy update

Hi Darren,

in response to your email, there are very few off the shelf fire resistant frame systems on the market, with certificates.
We will therefore locate the frames so they fall within max 5% of overall wall area.
Our calculations show that each A2 frame along the hospital street needs to sit within a 2m zone on plan to make up less than 5% coverage.
The frames currently located on the art core plans already fall within this layout. All the frame locations will be checked over though.

Jackie Stewart at the Board is reviewing the core art strategy for infection control. Feedback on this will be emailed as soon as it is available.
The art strategy plans and schedule were updated only with the Brookfield comments prior to issuing to Gillian.

best Regards

Liz

From: Darren Smith
Sent: 06/09/2010 10:58:11 AM BST (GMT +01:00)
To: David McLeish, ELIZABETH PETROVITCH **:** Matthew Palavidis , David Bower, Glasgow DocControl, Eric Napier, Chris Fremantle, Neil Murphy,

EMMA WHITE, Kenny Hamill

Mail Number: BCL UK-GC-002794

Subject: Re: Art Strategy update

Liz,

A2 fire rated frames - BCL only considered this if there is a tested certified component off the shelf - otherwise as previously stated.

Have you found such a tested component - please send certs to Kemmy cc myself?

What art falls within the core works that does not have the Ok from infection control?

So we are clear do not adjust the core works drawing or schedule following the changes requested last week (w/e 3rd september 2010) unless BCL confirm to do so.

thks

Darren Smith
Project Design Manager
New Southern Glasgow Hospital.

[redacted]

From: ELIZABETH PETROVITCH

Sent: 26/08/2010 5:50:28 PM BST (GMT +01:00)

To: Darren Smith, David McLeish **:** Matthew Palavidis , David Bower, Glasgow DocControl, Eric Napier, Chris Fremantle, Neil Murphy, EMMA WHITE, Kenny Hamill

Mail Number: NA-LETTER-000018

Subject: Re: Art Strategy update

Dear Darren and all,

Please find attached the current Art strategy schedule GIN-SZ-XX-SH-470. This is now the current schedule any further changes need to be fed back to NA.

There are still some areas to be confirmed – changes have been made recently to the strategies from Board feedback and therefore some further research is required to close out all the products. This is mainly for the fundraised elements. This will be finalised next week.

Darren you had some concerns regarding the acoustic/fire impact of the light boxes. These have now been omitted from the core strategy. Nevertheless the fundraised wall mounted LCD screens (code A2) will need to be reviewed by Astins and Acoustic logic. I have noted this in the schedule.

Regarding the size of the picture frames, it would be preferable if the A2 openable frames were fire rated, there are a considerable amount, particularly along hospital street CC0-019, and would not fall within the minimum 5% of total wall area. Kenny Hamill agreed that it would be easier to specify fire rated frames from the start to avoid conflict.

This is less of a problem for the 100 flowers project as they are smaller and not located within protected zones.

Regarding infection control and steam cleaning, the art strategy needs a detailed review by the board infection control team. Karen Connelly gave a brief outline of their approach – 'cleanability of any artwork needs to be considered on an individual basis for its design and location.' The final materials of some of the art works need to be confirmed. NA to confirm with Ginko next week. Then a review of the infection control can be arranged with the board.

Enhanced Spaces: Board fundraised art strategy.
On top of the fundraised technology plans, the Board have put together a fundraising document listing areas that they would like to see 'enhanced' with additional finishes and equipment. E.g adolescent facilities, family facilities, play/recreation and waiting areas. Enhancement includes high spec furnishings, finishes, kitchen equipment, entertainment systems for teenagers etc. The board have put costs against each enhancement package so that these packages can be sponsored by a doner. (clearly all these enhancments must be compliant with regulations/ERs.) Kate Munro and Jane Peutrell have expressed a requirement for these 'enhanced spaces' to be added to the fundraised plans and schedule so that the enabling works can be accounted for. They have set up a meeting with myself for the 15/09/10 to go over the plans to locate these additional areas. They will also use this time to prioritise the fundraised art generally.

Regarding the reference to Appendix R fire strategy, I have taken out references to this as the RFI log states it has been omitted.

Best regards

Liz

From: Darren Smith

Sent: 21/08/2010 4:24:53 PM BST (GMT +01:00)

To: David McLeish, ELIZABETH PETROVITCH **:** Matthew Palavidis , David Bower, Glasgow DocControl, Eric Napier, Neil Murphy, Kenny Hamill

Mail Number: BCL UK-GC-002552

Subject: Re: Art Strategy update

Liz / Kenny / David M

Attached my mark ups on the schedule and copy of your e-mail dated 20/08/10.

Whilst I have raise a number of points there are a couple of main issues
1) Infection Control - steam cleaning is not an option on a large majority of the compaonents - has Infection control accepted the alternate?
2) reference is made to appendix R as an ER - it is not - refer RFI log

other matters as noted therein require attention

Darren Smith
Project Design Manager
New Southern Glasgow Hospital.

[redacted]

From: Darren Smith
Sent: 21/08/2010 3:54:54 PM BST (GMT +01:00)
To: David McLeish, ELIZABETH PETROVITCH **:** Matthew Palavidis , David Bower, Glasgow DocControl, Eric Napier, Neil Murphy, Kenny Hamill
Mail Number: BCL UK-GC-002551
Subject: Re: Art Strategy update

Liz

My mark up of your drawings - which we do not appear to have formally issued yet albeit they are on a second revision. Please can we upload as registered documents the 470-100 series, so my mark ups can be registered against them, and get the process in the right place.

My concern still surrounds co-ordination particularly in relation to light boxes, and the integrity for **fire and sound**. (there is no apparent input from Astins to date) Also my note regarding the picture frames, you need to size them so they are not required to be FR. If the board want bigger then they will have to instruct BCL. Also, given previous correspondence, am disappointed that shahalion still shown as core works.

No clouds on the second revision - you must show ammendments as clouded - no harm done this time around as my first review but you should be doing it for your own QA.

With regard to the 470-200 series, they look really good, but no point in my mark up as you need to transfer the '100 flowers' to board funded opportunity.

These drawings cannot be shared with the board for this reason at this time, so if the '100 flowers' etc can be changed before the next meeting then ok.

The two sets of drawings and schedules need to be with us ready to go to the board on the 10 September 10, with 3 clear days prior to allow BCL final review.

Appreciate if you could pass this onto Ginko

Darren Smith
Project Design Manager
New Southern Glasgow Hospital.

[redacted]

From: ELIZABETH PETROVITCH
Sent: 20/08/2010 7:52:47 PM BST (GMT +01:00)
To: David McLeish **:** Darren Smith
Mail Number: NA-LETTER-000017
Subject: Art Strategy update

Dear David,

just to keep you in the picture - there is an art strategy review tomorrow between Brookfield and Ginko, with first draft presentation of the strategy to the Board on Monday.

I have been updating plans and the schedule (see attached). The schedule needs some final info so is still WIP.
I will issue this information to all concerned next week.

best regards

Liz

[redacted]

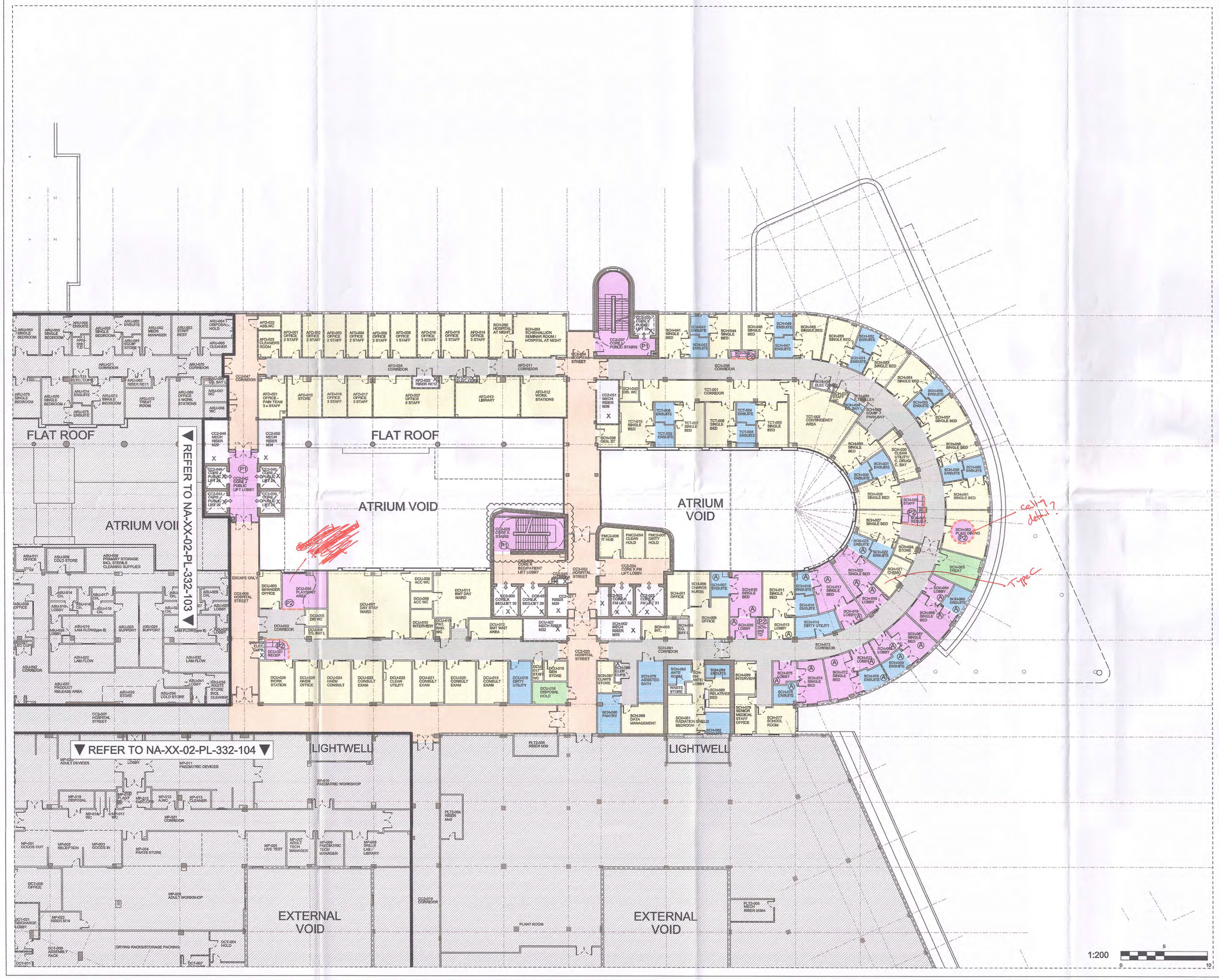

Notes:
- This drawing is copyright.
- Do not scale dimensions from this drawing.
- All discrepancies on this drawing are to be reported to the architect.
- Do not modify any element of this drawing.
- Use drawing only for purpose(s) issued.



NOTE
ALL TYPE G TO BE REPLACED WITH TYPE F

NEW SOUTH GLASGOW HOSPITALS & LABORATORY PROJECT
NEW ADULT & CHILDRENS HOSPITALS - DOCUMENT REVIEW

Representative Name	Date	Category	Signature
F Wrath	18/6/12	B	F Wrath

Comment

A No Comment
B Processed Subject to Amendment
C Subject to Amendment and Resubmit
D Rejected, Assess the Subject Item and Resubmit

B 02/07/12
AGREED

Rev	Date	Drw	Revision Notes	Chk	App
02	13/01/12	CQ	Updated to pre RDD meeting comments	LE	EW
01	23/09/11	CQ	First Issue as 1:200 department sheet. Updated to App K comments (clouded for clarity). Background updated to reflect 1:50 UGM Sign-Off.	EW	EW

NORTH

NEW SOUTH GLASGOW HOSPITALS
FILE REF
ACTION BY
- 1 MAR 2012
ACTION
COPY TO

Client
NHS

Contractor
Brookfield MULTIPLEX BM

NIGHTINGALE associates architects
87-91 Newman Street
London
W1T 3EY
Tel: 0207 079 9900
Fax: 0207 079 9901
www.nightingaleassociates.com

Project
NEW SOUTH GLASGOW HOSPITALS
(NSGH) PROJECT

Drawing Title
SECOND FLOOR PLAN
NCH SCHIEHALLION WARD, DAY CASE UNIT
ANAESTHETIC OFFICES & HOSPITAL AT NIGHT
CEILING FINISHES - STRATEGY PLAN

Job No	Drawn	Checked	Approved
09080	CQ	Ew	EW

Status	Date	Scale@A1
Design Development	15/06/11	1:200

Drawing No

Origin	Zone	Level	Type	Content	Sequential	Rev
NA	XX	02	PL	332	102	02

Liane Edwards NIGHTINGALE ASSOCIATES	NSGH: IPS panels GENERAL CORRESPONDEN…	09/02/2012 NA-GC-005881

MAIL TYPE	MAIL NUMBER	REFERENCE NUMBER
General Correspondence	NA-GC-005881	NA-GC-005881

NSGH: IPS panels

From	Ms Liane Edwards - NIGHTINGALE ASSOCIATES
To	Mr Darren Pike - Brookfield Multiplex Construction Europe
Cc (3)	Mr Brendan Rooney - Mercury Engineering (Ireland) Mr JASON TRUSCOTT - NIGHTINGALE ASSOCIATES Ms EMMA WHITE - NIGHTINGALE ASSOCIATES
Sent	Thursday, 9 February 2012 4:26:10 PM GMT (GMT +00:00)
Status	N/A

ATTRIBUTES

Attribute 1	Stage 3 - Adults New Hospital, Stage 3 - Childrens New Hospital
Attribute 2	030. Architectural, 033. M&E Building Services

MESSAGE

Darren P

Apologies it has taken me a week to come back to you.

Assuming you intend to formally submit the IPS for review by the Board and us, here are our preliminary comments:

- Robustness - the main A+C is more heavily trafficked than the labs and so we have some concerns over the robustness of the plastic corner trims. Suggest this as an appropriate alternative: http://www.venesta.co.uk/boxed-out-unit-healthcare-washrooms/
- Infection Control - the IC Nurse (Jackie Stewart) will likely take a keen interest in some of the edgings and lippings too.
- Colours tbc by NA - I know the sample is not colour specific.

Please call if you need to discuss further.

Regards
Liane

Notes:
- This drawing is copyright.
- Do not scale dimensions from this drawing.
- All discrepancies on this drawing are to be reported to the architect.
- Do not modify any element of this drawing.
- Use drawing only for purpose(s) issued.

Designer Identification of Notes/Risk

X TYPE YOUR NOTES HERE

CEILING TYPE KEY

A PLASTERBOARD CEILING
SMOOTH PLASTERBOARD AND JOINT-FREE MOUNTAGE WITH ADDITIONAL SEAMLESS FINISH. NORMAL HUMIDITY AND CLASS 1 SURFACE SPREAD OF FLAME (SHITH 50 CATEGORY 1)

B ACOUSTICAL MOISTURE RESISTANT MINERAL FIBRE TILES
SUSPENDED MOISTURE RESISTANT MINERAL FIBRE TILES SYSTEM. HIGH HUMIDITY AND CLASS 1 SURFACE SPREAD OF FLAME (SHITH 50 CATEGORY B)

C ACOUSTICAL MINERAL FIBRE TILES
SUSPENDED MINERAL FIBRE TILES SYSTEM WITH CONCEALED FASTENERS AND JOINTED PLASTERBOARD WITH CONCEALED FASTENERS. NORMAL HUMIDITY AND CLASS 1 SURFACE SPREAD OF FLAME (SHITH 50 CATEGORY B & D)

D ACOUSTICAL MINERAL FIBRE TILES
SUSPENDED MINERAL FIBRE TILES SYSTEM WITH EXPOSED GRID SYSTEM. NORMAL HUMIDITY AND CLASS 1 SURFACE SPREAD OF FLAME (SHITH 50 CATEGORY 1)

E ACOUSTICAL MINERAL FIBRE TILES
SUSPENDED MINERAL FIBRE TILES SYSTEM. HIGHLY HUMID AREAS. NORMAL HUMIDITY AND CLASS 1 SURFACE SPREAD OF FLAME (SHITH 50 CATEGORY B & D)

F ACOUSTICAL EXPOSED MINERAL TILE PLANK SYSTEM WITH PERFORATED METAL FACE. NORMAL HUMIDITY AND CLASS 1 SURFACE SPREAD OF FLAME (SHITH 50 CATEGORY 1)
SUSPENDED MINERAL FIBRE TILES SYSTEM WITH EXPOSED GRID SYSTEM. NORMAL HUMIDITY AND CLASS 1 SURFACE SPREAD OF FLAME (SHITH 50 CATEGORY 1)

G SUSPENDED MINERAL TILE PLANK WITH
SUSPENDED MINERAL FIBRE TILES SYSTEM WITH EXPOSED GRID SYSTEM. NORMAL HUMIDITY AND CLASS 1 SURFACE SPREAD OF FLAME (SHITH 50 CATEGORY 1)

H SUSPENDED FABRIC STRETCH CEILING SYSTEM (WET-ACOUSTICS) SUSPENDED FABRIC STRETCH CEILING SYSTEM WITH ACOUSTICS. NORMAL HUMIDITY AND CLASS 1 SURFACE SPREAD OF FLAME (SHITH 50 CATEGORY 1)

J TIMBER SHEATHING WITH ACOUSTIC PROPERTIES AS PER SPECIFICATION & CONCEALED MOUNTING SYSTEM WITH PERFORATED GRILLE & CONCEALED MOUNTING INSULATION

K SPECIAL ROMAN™ ACOUSTIC TILE
SPECIAL ROMAN™ ACOUSTIC TILE
ACOUSTICAL PERFORMANCE TO BE ADVISED BY THE ACOUSTIC BOOTH-HERON & AS PER ACOUSTIC CONSULTANTS RECOMMENDATIONS

L FUNCTIONAL CEILING SYSTEMS ENGINEERED BY CLOSY FOR ACOUSTICS, FIRE, SERVICES ACCESS, LIGHTING, AIR FLOW, SOUND & SULLIVAN HERON & PLANT ROOMS - PLEASE SPECIFIED SEPARATELY BY THE M&E ENGINEER

M LARGE MODULAR METAL CEILING PANEL SYSTEM WITH CONCEALED GRID SYSTEM. SUITABLE FOR ACOUSTICS SULLIVAN HERON AND FUNCTIONAL CEILING SYSTEMS. ACOUSTICAL CANOPY SUPPLIED AND INSTALLED BY SPECIALISTS

N SMALL MODULAR METAL CEILING PANEL SYSTEM WITH CONCEALED GRID SYSTEM SUITABLE FOR ACOUSTICS

P SPECIAL CEILING FINISH BY SPECIALISTS (TO ADVISE)

R LOCKABLE METAL ACCESS CEILING PANELS WITHIN FINISH PLASTERBOARD CEILING

CEILING FINISHES & HEIGHT DETAILS KEY

1 'BLANK' = FACTORY SELF-FINISH - ALL TILES AND TILE PLANKS

2 (A) ASEPTIC PAINT FINISH (PLASTERBOARD) HYGIENE COATING WITH ANTI BACTERIAL PROPERTIES

3 (P1) WATER BASED ACRYLIC DIAMOND EGGSHELL EMULSION PAINT

4 (P2) WATER BASED ACRYLIC DIAMOND EGGSHELL EMULSION PAINT WITH ANTI-BACTERIAL PROPERTIES

5 BULKHEAD DETAIL - ALL BULKHEADS TYPICALLY MEASURE 300mm BELOW THE ADJACENT CEILING HEIGHT

6 CEILING HEIGHT IN METRES (FROM FFL TO UNDERSIDE OF CEILING SOFFIT)
A X.X m NOTE: ALL CEILING HEIGHTS ARE +0.2m UNLESS OTHERWISE STATED ON PLAN OR FOR THE DRAWINGS

Rev	Date	Drw	Revision Notes	Chk	App
02	24/09/10	CC	Issued for Appendix K (FBC)	AB	AB
01	30/07/10	CC	FIRST ISSUE	AB	AB

NSGH Project
(Full Business Case) FBC APPENDIX K

	BROOKFIELD	NSGH BOARD
Name:	[redacted]	
Date:	[redacted]	15/10/10
Sign:	[redacted]	[redacted]
Status: (A or B)	B	B

Client
NHS Greater Glasgow and Clyde
[redacted] 19.10.2010

Contractor
Brookfield

NIGHTINGALE associates architects
67-91 Newman Street
London
W1T 3EY
Tel: 0207 079 9000
Fax: 0207 079 9001
www.nightingaleassociates.com

Project
NEW SOUTH GLASGOW HOSPITALS
(NSGH) PROJECT

Drawing Title
SECOND FLOOR PLAN
CEILING FINISHES
STRATEGY PLAN

Job No	Drawn	Checked	Approved
09060	---	EW	EW
Status: Design Development		Date: 15/07/10	Scale@A0: 1:300

Drawing No						Rev
Cr/Sb	Zone	Level	Type	Context	Sequential	
NA	XX	02	PL	332	150	02

Glasgow DocControl MULTIPLEX CONSTRUCTION EUROPE	Final (WF-001588) RDD - FIRST SUBMISSION WORKFLOW TRANSMITTAL	03/07/2012 BMCE-WTRAN-003400
Glasgow DocControl MULTIPLEX CONSTRUCTION EUROPE	Fwd: Final (WF-001588) RDD - FIRST SUBMISSION TRANSMITTAL	03/07/2012 BMCE-TRANSMIT-009650

MAIL TYPE	MAIL NUMBER	REFERENCE NUMBER
Transmittal	BMCE-TRANSMIT-009650	BMCE-WTRAN-003400

Fwd: Final (WF-001588) RDD - FIRST SUBMISSION

From Glasgow DocControl - Brookfield Multiplex Construction Europe

To (29)

Ms Harinder Kaur - Astins Ltd

Mrs Irene Barrowman - Brookfield Multiplex Construction Europe

Mr Gavin Burnett - Brookfield Multiplex Construction Europe

Mr Ken Hall - Brookfield Multiplex Construction Europe

Mr Jim Murray - Brookfield Multiplex Construction Europe

Ms Ceara Pimley - Gillespies Landscape Architect

Ms Laura Scott-Simmons - Gillespies Landscape Architect

Ms Veronica Watt - Gillespies Landscape Architect

Karen Connelly - Glasgow NHS Board

Mrs Heather Griffin - Glasgow NHS Board

Ms Mairi Macleod - Glasgow NHS Board

Mrs Fiona McCluskey - Glasgow NHS Board

Mr Peter Moir - Glasgow NHS Board

Ms Jackie Stewart - Glasgow NHS Board

Frances Wrath - Glasgow NHS Board

NSGH Document Control - Mercury Engineering

Mr Brendan Rooney - Mercury Engineering

Ms Liane Edwards - NIGHTINGALE ASSOCIATES

Mr TERRY LANE - NIGHTINGALE ASSOCIATES

Ms Carla Queiroz - NIGHTINGALE ASSOCIATES

Ms Sonja Von Maltzahn - NIGHTINGALE ASSOCIATES

Ms EMMA WHITE - NIGHTINGALE ASSOCIATES

Mrs Claire Wells - Schindler Lifts

Mr Allan Taylor - Schindler Lifts

Anne Dickson - WSP Buildings

Mr Neil McGarry - WSP Buildings

Mr John Young - WSP Buildings

Mr Zisman NSGH - Zisman Bowyer and Partners

Mr Steve Pardy - Zisman Bowyer and Partners

Cc (12)

Mr Darren Pike - Brookfield Multiplex Construction Europe

Mr Darren Smith - Brookfield Multiplex Construction Europe

Mr David Hall - Currie & Brown

Mrs Susan Logan - Ecoteric Limited

Ms Shiona Frew - Glasgow NHS Board

Mr Alan Seabourne - Glasgow NHS Board

Mr James Miller - Ironside Farrar

Mr James Ferry - Mercury Engineering

Mr Robert O'Donovan - Mercury Engineering

Mr Jeff Murdoch - URS Infrastructure & Environment UK Ltd

Mr Pete Dunbar - WSP Buildings

Mr Michael Woods - WSP Buildings

Sent Tuesday, 3 July 2012 5:30:37 PM BST (GMT +01:00)

Reason Returned with Comments and Review Status

Status **Closed-Out**

DOCUMENT ATTACHMENTS (61)

(**61** selected)

File	Document No	Revision	Title	Status
	NA-XX-00-PL-332-100	03	Ground Floor Plan; Main Entrance, Atrium, Pharmacy, FM Offices & Discharge Lounge; Ceiling Finishes - Strategy Plan	Status B
	NA-xx-00-PL-332-102	02	Ground Floor; NCH Entrance and OPD; Ceiling Finishes - Strategy Plan	Status B
	NA-XX-00-PL-332-104	03	Ground Floor Plan - NCH Emergency Department & Decontamination Unit - Ceiling Finishes - Strategy Plan	Status B
	NA-XX-00-PL-332-105	03	Ground Floor Plan; NSGH Emergency Department; Ceiling Finishes - Strategy Plan	Status B
	NA-XX-00-PL-332-107	02	Ground Floor Plan; NSGH Radiology and Medical Illustration; Ceiling Finishes - Strategy Plan	Status B

File	Document No	Revision	Title	Status
	NA-xx-00-PL-332-108	02	Ground Floor; NCH Radiology; Ceiling Finishes - Strategy Plan	Status B
	NA-XX-00-PL-332-109	02	Ground Floor Plan; NSGH OPD/Rehab & Therapies; Ceiling Finishes - Strategy Plan	Status B
	NA-XX-00-PL-332-150	04	Ground Floor Plan - Ceiling Finishes Strategy Plan	Status B
	NA-XX-01-PL-332-100	02	First Floor Plan; Restaurant, Sanctuary & Atrium Space; Ceiling Finishes - Strategy Plan	Status B
	NA-xx-01-PL-332-101	02	First Floor Plan; NCH Theatres, Radiology & Interventional Radiology; Ceiling Finishes - Strategy Plan	Status B
	NA-xx-01-PL-332-102	02	First Floor Plan; 23 Hour Unit; Ceiling Finishes - Strategy Plan	Status B
	NA-xx-01-PL-332-103	02	First Floor Plan; NCH Critical Care (PICU)/ Cardiology Ward/ Support/ MDU and Special Feeds; Ceiling Finishes - Strategy Plan	Status B
	NA-xx-01-PL-332-104	02	First Floor Plan; NSGH Critical Care (1 of 2) CCU; Ceiling Finishes - Strategy Plan	Status B
	NA-XX-01-PL-332-106	02	First Floor Plan; NSGH Stroke Ward & MDU; Ceiling Finishes - Strategy Plan	Status B
	NA-XX-01-PL-332-107	03	First Floor Plan; NSGH Radiology; Ceiling Finishes - Strategy Plan	Status B
	NA-xx-01-PL-332-108	03	First Floor Plan; Nuclear Medicine; Ceiling Finishes - Strategy Plan	Status B
	NA-xx-01-PL-332-109	02	First Floor Plan; NSGH OPD & Pre-OP Assessment; Ceiling Finishes - Strategy Plan	Status B
	NA-XX-01-PL-332-150	04	First Floor Plan Ceiling Finishes Strategy Plan	Status B
	NA-xx-02-PL-332-100	02	Second Floor Plan; Atrium Ceiling Finishes - Strategy Plan	Status B
	NA-xx-02-PL-332-101	02	Second Floor Plan; NSGH Dermatology Ward & Plant; Ceiling Finishes - Strategy Plan	Status B
	NA-xx-02-PL-332-102	02	Second Floor Plan; NCH Schiehallion Ward, Day CAse Unit, Anaesthetic Offices & Hospital at Night; Ceiling Finishes - Strategy Plan	Status B
	NA-XX-02-PL-332-104	03	Second Floor Plan; NSGH Endoscopy/Decontamination / Medical Physics / Linen/ Telephone Services/ Transport Base; Ceiling Finishes - Strategy Plan	Status B

File	Document No	Revision	Title	Status
	NA-XX-02-PL-332-105	03	Second Floor Plan; NSGH Theatres (1 of 2) + Plant; Ceiling Finishes - Strategy Plan	Status B
	NA-XX-02-PL-332-106	04	Second Floor Plan; NSGH Theatres (2 of 2) + Plant; Ceiling Finishes - Strategy Plan	Status B
	NA-XX-02-PL-332-109	03	Second Floor Plan; NSGH Dermatology OPD/ Renal Dialysis; Ceiling Finishes - Strategy Plan	Status B
	NA-XX-02-PL-332-150	05	Second Floor Plan Ceiling Finishes Strategy Plan	Status B
	NA-XX-03-PL-332-100	02	Third Floor Plan; Atrium, FM Facilities, Staff Change & Health Records; Ceiling Finishes - Strategy Plan	Status B
	NA-xx-03-PL-332-101	02	Third Floor Plan; Plant; Ceiling Finishes - Strategy Plan	Status B
	NA-XX-03-PL-332-102	02	Third Floor Plan; NCH In-Patient Ward & Ward Support; Ceiling Finishes - Strategy Plan	Status B
	NA-XX-03-PL-332-103	02	Third Floor Plan; NCH In-Patient Ward, Ward Support and Renal Day Care; Ceiling Finishes - Strategy Plan	Status B
	NA-xx-03-PL-332-105	02	Third Floor Plan; Plant; Ceiling Finishes - Strategy Plan	Status B
	NA-xx-03-PL-332-106	02	Third Floor Plan; Plant; Ceiling Finishes - Strategy Plan	Status B
	NA-xx-03-PL-332-109	02	Third Floor Plan; Plant; Ceiling Finishes - Strategy Plan	Status B
	NA-XX-03-PL-332-150	04	Third Floor Plan Ceiling Finishes Strategy Plan	Status B
	NA-xx-04-PL-332-101	02	Fourth Floor Plan; Higher Acuity Renal Ward; Ceiling Finishes - Strategy Plan	Status B
	NA-XX-04-PL-332-102	02	Fourth Floor Plan; NCH DCFP; Ceiling Finishes - Strategy Plan	Status B
	NA-xx-04-PL-332-103	02	Fourth Floor Plan; Haemato-Oncology Ward; Ceiling Finishes - Strategy Plan	Status B
	NA-xx-04-PL-332-104	02	Fourth Floor Plan; Renal Ward and Day Case Ward (1 of 2); Ceiling Finishes - Strategy Plan	Status B
	NA-xx-04-PL-332-105	02	Fourth Floor Plan; Renal Ward and Day Case Ward (2 of 2); Ceiling Finishes - Strategy Plan	Status B

File	Document No	Revision	Title	Status
	NA-xx-04-PL-332-106	02	Fourth Floor Plan; NCH Plant; Ceiling Finishes - Strategy Plan	Status B
	NA-XX-04-PL-332-150	04	Fourth Floor Plan Ceiling Finishes Strategy Plan	Status B
	NA-XX-05-PL-332-101	02	Fifth Floor Plan - NSGH Generic Ward (1of4); Ceiling Finishes - Strategy Plan	Status B
	NA-xx-05-PL-332-102	02	Fifth Floor Plan; NSGH Generic Ward (2 of 4); Ceiling Finishes - Strategy Plan	Status B
	NA-xx-05-PL-332-103	02	Fifth Floor Plan; NSGH Generic Ward (3 of 4); Ceiling Finishes - Strategy Plan	Status B
	NA-xx-05-PL-332-104	02	Fifth Floor Plan; NSGH Generic Ward (4 of 4); Ceiling Finishes - Strategy Plan	Status B
	NA-xx-05-PL-332-106	02	Fifth Floor Plan; Plant; Ceiling Finishes - Strategy Plan	Status B
	NA-XX-05-PL-332-150	04	Fifth Floor Plan Ceiling Finishes Strategy Plan	Status B
	NA-XX-06-PL-332-150	04	Sixth Floor Plan Ceiling Finishes Strategy Plan	Status B
	NA-xx-07-PL-332-100	02	Seventh Floor Plan; NSGH Atrium, Generic Ward Support and Lift Cores; Ceiling Finishes - Strategy Plan	Status B
	NA-xx-08-PL-332-100	02	Eighth Floor Plan; NSGH Atrium, Generic Ward Support and Lift Cores; Ceiling Finishes - Strategy Plan	Status B
	NA-xx-09-PL-332-100	02	Nineth Floor Plan; NSGH Atrium, Generic Ward Support and Lift Cores; Ceiling Finishes - Strategy Plan	Status B
	NA-xx-10-PL-332-100	02	Tenth Floor Plan; NSGH Atrium, Generic Ward Support and Lift Cores; Ceiling Finishes - Strategy Plan	Status B
	NA-xx-11-PL-332-100	02	Eleventh Floor Plan; NSGH Atrium, Generic Ward Support and Lift Cores; Ceiling Finishes - Strategy Plan	Status B
	NA-xx-12-PL-332-101	02	Twelfth Floor Plan; Plant (1 of 4); Ceiling Finishes - Strategy Plan	Status B
	NA-xx-12-PL-332-102	02	Twelfth Floor Plan; Plant (2 of 4); Ceiling Finishes - Strategy Plan	Status B
	NA-xx-12-PL-332-103	02	Twelfth Floor Plan; Plant (3 of 4); Ceiling Finishes - Strategy Plan	Status B

File	Document No	Revision	Title	Status
	NA-xx-12-PL-332-104	02	Twelfth Floor Plan; Plant (4 of 4); Ceiling Finishes - Strategy Plan	Status B
	NA-xx-13-PL-332-102	02	Thirteenth Floor Plan; Ramp Acess to Helipad; Ceiling Finishes - Strategy Plan	Status B
	NA-XX-B1-PL-332-100	02	Basement Floor Plan; FM & Distribution/ Stores and AGV Charging; Ceiling Finishes - Strategy Plan	Status B
	NA-xx-B1-PL-332-101	02	Basement Floor Plan; Kitchen/ FM Distribution and Stores; Ceiling Finishes - Strategy Plan	Status B
	NA-XX-B1-PL-332-150	04	Basement Plan Ceiling Finishes Strategy Plan	Status B

ATTRIBUTES

Attribute 1	Stage 3 - Adults New Hospital, Stage 3 - Childrens New Hospital
Attribute 2	030. Architectural, 600. Reviewable Design Data (RDD)

MESSAGE

Dear All,

Please see attached reviewed RDD documents with NHS comments and status stamp for your Information and/or action.

If you have any queries about the attached please do not hesitate to contact us on the below details.

Regards,

Anne Little

Document Control - Construction

Brookfield Multiplex
NSGH Project Office
Hardgate Road
Govan
G51 4SX
Glasgow

Tel: [redacted]

From: G DocControl

Sent: 03/07/2012 5:23:50 PM BST (GMT +01:00)

To: Glasgow DocControl

Cc: Gavin Burnett, Darren Smith, Karen Connelly, Shiona Frew, Mairi Macleod, Peter Moir, NHS GG&C Doc Controller NHS GG&C Doc Controller, Alan Seabourne, Frances Wrath, Liane Edwards, TERRY LANE, Matthias Peretz, Carla Queiroz, JASON TRUSCOTT, Sonja Von Maltzahn, EMMA WHITE, JOHN WIGGETT

Mail Number: BMCE-WTRAN-003400

Subject: Final (WF-001588) RDD - FIRST SUBMISSION

Workflow Review History

The attached documents have completed the "RDD - FIRST SUBMISSION" workflow with the following results :

This transmittal was automatically generated.

Doc No	Step	Participant	Review Outcome	Comments
NA-xx-00-PL-332-102	RDD - NHS	G DocControl	Proceed Subject to Comments	
NA-XX-00-PL-332-107	RDD - NHS	G DocControl	Proceed Subject to Comments	
NA-xx-00-PL-332-108	RDD - NHS	G DocControl	Proceed Subject to Comments	
NA-XX-00-PL-332-109	RDD - NHS	G DocControl	Proceed Subject to Comments	
NA-XX-00-PL-332-150	RDD - NHS	G DocControl	Proceed Subject to Comments	
NA-XX-01-PL-332-100	RDD - NHS	G DocControl	Proceed Subject to Comments	
NA-xx-01-PL-332-101	RDD - NHS	G DocControl	Proceed Subject to Comments	
NA-xx-01-PL-332-102	RDD - NHS	G DocControl	Proceed Subject to Comments	
NA-xx-01-PL-332-103	RDD - NHS	G DocControl	Proceed Subject to Comments	
NA-xx-01-PL-332-104	RDD - NHS	G DocControl	Proceed Subject to Comments	
NA-XX-01-PL-332-106	RDD - NHS	G DocControl	Proceed Subject to Comments	
NA-xx-01-PL-332-109	RDD - NHS	G DocControl	Proceed Subject to Comments	
NA-XX-01-PL-332-150	RDD - NHS	G DocControl	Proceed Subject to Comments	
NA-xx-02-PL-332-100	RDD - NHS	G DocControl	Proceed Subject to Comments	
NA-xx-02-PL-332-101	RDD - NHS	G DocControl	Proceed Subject to Comments	
NA-xx-02-PL-332-102	RDD - NHS	G DocControl	Proceed Subject to Comments	
NA-XX-03-PL-332-100	RDD - NHS	G DocControl	Proceed Subject to Comments	

NA-xx-03-PL-332-101	RDD - NHS	G DocControl	Proceed Subject to Comments
NA-XX-03-PL-332-102	RDD - NHS	G DocControl	Proceed Subject to Comments
NA-XX-03-PL-332-103	RDD - NHS	G DocControl	Proceed Subject to Comments
NA-xx-03-PL-332-105	RDD - NHS	G DocControl	Proceed Subject to Comments
NA-xx-03-PL-332-106	RDD - NHS	G DocControl	Proceed Subject to Comments
NA-xx-03-PL-332-109	RDD - NHS	G DocControl	Proceed Subject to Comments
NA-XX-03-PL-332-150	RDD - NHS	G DocControl	Proceed Subject to Comments
NA-xx-04-PL-332-101	RDD - NHS	G DocControl	Proceed Subject to Comments
NA-XX-04-PL-332-102	RDD - NHS	G DocControl	Proceed Subject to Comments
NA-xx-04-PL-332-103	RDD - NHS	G DocControl	Proceed Subject to Comments
NA-xx-04-PL-332-104	RDD - NHS	G DocControl	Proceed Subject to Comments
NA-xx-04-PL-332-105	RDD - NHS	G DocControl	Proceed Subject to Comments
NA-xx-04-PL-332-106	RDD - NHS	G DocControl	Proceed Subject to Comments
NA-XX-04-PL-332-150	RDD - NHS	G DocControl	Proceed Subject to Comments
NA-XX-05-PL-332-101	RDD - NHS	G DocControl	Proceed Subject to Comments
NA-xx-05-PL-332-102	RDD - NHS	G DocControl	Proceed Subject to Comments
NA-xx-05-PL-332-103	RDD - NHS	G DocControl	Proceed Subject to Comments
NA-xx-05-PL-332-104	RDD - NHS	G DocControl	Proceed Subject to Comments
NA-xx-05-PL-332-106	RDD - NHS	G DocControl	Proceed Subject to Comments
NA-XX-05-PL-332-150	RDD - NHS	G DocControl	Proceed Subject to Comments
NA-XX-06-PL-332-150	RDD - NHS	G DocControl	Proceed Subject to Comments
NA-xx-07-PL-332-100	RDD - NHS	G DocControl	Proceed Subject to Comments
NA-xx-08-PL-332-100	RDD - NHS	G DocControl	Proceed Subject to Comments
NA-xx-09-PL-332-100	RDD - NHS	G DocControl	Proceed Subject to Comments
NA-xx-10-PL-332-100	RDD - NHS	G DocControl	Proceed Subject to Comments
NA-xx-11-PL-332-100	RDD - NHS	G DocControl	Proceed Subject to Comments

[redacted]

NA-xx-12-PL-332-101	RDD - NHS	G DocControl	Proceed Subject to Comments
NA-xx-12-PL-332-102	RDD - NHS	G DocControl	Proceed Subject to Comments
NA-xx-12-PL-332-103	RDD - NHS	G DocControl	Proceed Subject to Comments
NA-xx-12-PL-332-104	RDD - NHS	G DocControl	Proceed Subject to Comments
NA-xx-13-PL-332-102	RDD - NHS	G DocControl	Proceed Subject to Comments
NA-XX-B1-PL-332-100	RDD - NHS	G DocControl	Proceed Subject to Comments
NA-XX-B1-PL-332-150	RDD - NHS	G DocControl	Proceed Subject to Comments
NA-xx-B1-PL-332-101	RDD - NHS	G DocControl	Proceed Subject to Comments
NA-XX-00-PL-332-100	RDD - NHS	G DocControl	Proceed Subject to Comments
NA-XX-00-PL-332-104	RDD - NHS	G DocControl	Proceed Subject to Comments
NA-XX-00-PL-332-105	RDD - NHS	G DocControl	Proceed Subject to Comments
NA-XX-01-PL-332-107	RDD - NHS	G DocControl	Proceed Subject to Comments
NA-xx-01-PL-332-108	RDD - NHS	G DocControl	Proceed Subject to Comments
NA-XX-02-PL-332-104	RDD - NHS	G DocControl	Proceed Subject to Comments
NA-XX-02-PL-332-109	RDD - NHS	G DocControl	Proceed Subject to Comments
NA-XX-02-PL-332-105	RDD - NHS	G DocControl	Proceed Subject to Comments
NA-XX-02-PL-332-106	RDD - NHS	G DocControl	Proceed Subject to Comments
NA-XX-02-PL-332-150	RDD - NHS	G DocControl	Proceed Subject to Comments

Thread - Reference No: BMCE-TRANSMIT-004047

Thread	Mail No	Type	Subject	From	Recipients	Status	Date
	BMCE-TRANSMIT-004047	Transmittal	Nightingale Drawings for Appendix K Returned with NHS/Brookfield Comments and Review Status	Glasgow DocControl - Brookfield Multiplex Construction Europe	Mr Matthew Palavidis - Acoustic Logic	N/A	13/07/2011

Transmittal

BMCE-TRANSMIT-004047

To (27)

Mr Matthew Palavidis - Acoustic Logic
Mr David Prangley - Adept Management
Mr Andrew Bebbington - Brookfield Multiplex Construction Europe
Mr David Bower - Brookfield Multiplex Construction Europe
Mr John Ko - Brookfield Multiplex Construction Europe
Mr Eric Napier - Brookfield Multiplex Construction Europe
Mr Darren Pike - Brookfield Multiplex Construction Europe
Mr Paul Serkis - Brookfield Multiplex Construction Europe
Mr Darren Smith - Brookfield Multiplex Construction Europe
Mr Grant Wallace - Brookfield Multiplex Construction Europe
Mr Fraser Dunlop - Doig+Smith LLP
Ms Gill Kirkness - Doig+Smith LLP
Mr Bill McGaugie - Doig+Smith LLP
Mr David McLeish - Doig+Smith LLP
Ms Emma Corry - Gillespies Landscape Architect
NHS GG&C Doc Controller NHS GG&C Doc Controller - Glasgow NHS Board
Frances Wrath - Glasgow NHS Board
Mr Ed Kelly - Mercury Engineering (Ireland)
Mr Ed McIntyre - Mercury Engineering (Ireland)
Mr Neil Murphy - NIGHTINGALE ASSOCIATES (Neil.Murphy[redacted]
Mr JASON TRUSCOTT - NIGHTINGALE ASSOCIATES
Ms Sonja Von Maltzahn - NIGHTINGALE ASSOCIATES
Mr Paul Britton - Tribal
Mr Pete Dunbar - WSP Buildings
Mr Neil McGarry - WSP Buildings
Mr John Young - WSP Buildings
Mr Zisman NSGH - Zisman Bowyer and Partners

From: Glasgow DocControl - Brookfield Multiplex Construction Europe
Sent: Wednesday, 13 July 2011 3:21:09 PM BST (GMT +01:00)
Reason: Issued for Appendix K (FBC)
Attribute 1: Stage 2 - Adult New Hospitals Full Business Case (FBC)
Stage 2 - Children's New Hospital Full Business case (FBC)
Stage 2 - Energy Centre Full Business Case (FBC)
Attribute 2: 030. Architectural
Status: N/A
Subject: Nightingale Drawings for Appendix K Returned with NHS/Brookfield Comments and Review Status

Document Attachments (8)

Update Register | View Attachment Properties | Actions | Download Files

File	Document No	Revision	Revision Date	Title	Status

NA-XX-00-PL-332-150	02	24/09/2010	Ground Floor Plan - Ceiling Finishes Strategy Plan	Status B
NA-XX-01-PL-332-150	02	24/09/2010	First Floor Plan Ceiling Finishes Strategy Plan	Status B
NA-XX-02-PL-332-150	02	24/09/2010	Second Floor Plan Ceiling Finishes Strategy Plan	Status B
NA-XX-03-PL-332-150	02	24/09/2010	Third Floor Plan Ceiling Finishes Strategy Plan	Status B
NA-XX-04-PL-332-150	02	24/09/2010	Fourth Floor Plan Ceiling Finishes Strategy Plan	Status B
NA-XX-05-PL-332-150	02	24/09/2010	Fifth Floor Plan Ceiling Finishes Strategy Plan	Status B
NA-XX-06-PL-332-150	02	24/09/2010	Sixth Floor Plan Ceiling Finishes Strategy Plan	Status B
NA-XX-B1-PL-332-150	02	24/09/2010	Basement Plan Ceiling Finishes Strategy Plan	Status B

Dear All

Please find attached Nightingale drawings duly returned with NHS Board and Brookfield comments and review status.

Kindest Regards
Jules

Document Control - Construction

Brookfield Multiplex
NSGH Project Office
Hardgate Road
Govan
G51 4SX
Glasgow

[redacted]

Refer To	Mail No	From	From Organization	Subject

RDD Workshops - January 2012

Venue/s: **New South Glasgow Hospitals Project Office, Hardgate Road, Govan, G51 4SX**

	Monday	Tuesday	Wednesday	Thursday	Friday
Date	**02/01/2012**	**03/01/2012**	**04/01/2012**	**05/01/2012**	**06/01/2012**
9.00					
10.00					
11.00					
12.00					
13.00					
14.00			~~Adult & Childrens Hospital Design Group~~		
15.00					
16.00					
17.00					
17.30					
Date	**09/01/2012**	**10/01/2012**	**11/01/2012**	**12/01/2012**	**13/01/2012**
9.00			**RDD Workshop -** Acoustic Strategy		
10.00					
11.00					
12.00					
13.00					
14.00			~~Hospitals & Labs Lead Design Group~~		
15.00					
16.00					
17.00					
17.30					

Key	Meeting Type
	Project Design Group Meetings
	Equipment User Group Meeting
	RDD Workshop - Architectural
	RDD Workshop - M&E
	RDD Workshop - Combined Strategy
	RDD Workshop - Equipment

A52756968

RDD Workshops - January 2012

Venue/s: **New South Glasgow Hospitals Project Office, Hardgate Road, Govan, G51 4SX**

	Monday	Tuesday	Wednesday	Thursday	Friday
Date	**16/01/2012**	**17/01/2012**	**18/01/2012**	**19/01/2012**	**20/01/2012**
	9.00	9.00	9.00	9.00	9.00
	10.00	10.00	10.00	10.00	10.00
	11.00	11.00	11.00	11.00	11.00
	12.00	12.00	12.00	12.00	12.00
	13.00	13.00	13.00	13.00	13.00
		RDD Workshop - Desk Strategy (1:50 functional review)			
	14.00	14.00	14.00	14.00	14.00
	15.00	15.00	15.00	15.00	15.00
	16.00	16.00	16.00	16.00	16.00
	17.00	17.00	17.00	17.00	17.00
	17.30	17.30	17.30	17.30	17.30
		RDD Workshop - Fixing Heights & Bedhead Strategy (follow-up)			
Date	**23/01/2012**	**24/01/2012**	**25/01/2012**	**26/01/2012**	**27/01/2012**
	9.00	9.00	9.00	9.00	9.00
	10.00	10.00	10.00	10.00	10.00
	11.00	11.00	11.00	11.00	11.00
	12.00	12.00	12.00	12.00	12.00
	13.00	13.00	13.00	13.00	13.00
	14.00	14.00	14.00	14.00	14.00
	15.00	15.00	15.00	15.00	15.00
	16.00	16.00	16.00	16.00	16.00
	17.00	17.00	17.00	17.00	17.00
	17.30	17.30	17.30	17.30	17.30
		RDD Workshop - Courtyards (inc DCFP Roof Garden)			

Key	Meeting Type
	Project Design Group Meetings
	Equipment User Group Meeting
	RDD Workshop - Architectural
	RDD Workshop - M&E
	RDD Workshop - Combined Strategy
	RDD Workshop - Equipment

RDD Workshops - January/February 2012

Venue/s: New South Glasgow Hospitals Project Office, Hardgate Road, Govan, G51 4SX

	Monday	Tuesday	Wednesday	Thursday	Friday
Date	30/01/2012	31/01/2012	01/02/2012	02/02/2012	03/02/2012
9.00					
10.00					
11.00					
12.00					
13.00					
14.00		RDD Workshop - Interior Design Group (1) - Strategy Overview		RDD Workshop - Access & Maintenance Strategy	
15.00					
16.00					
17.00					
17.30					
Date	06/02/2012	07/02/2012	08/02/2012	09/02/2012	10/02/2012
9.00			RDD Workshop - M&E Zone E (Levels 0, 1, 2)		
10.00					
11.00					
12.00					
13.00					
14.00			Adult & Childrens Hospital Design Group		
15.00					
16.00					
17.00					
17.30					

Key	Meeting Type
	Project Design Group Meetings
	Equipment User Group Meeting
	RDD Workshop - Architectural
	RDD Workshop - M&E
	RDD Workshop - Combined Strategy
	RDD Workshop - Equipment

A52756968

RDD Workshops - February 2012

Venue/s: **New South Glasgow Hospitals Project Office, Hardgate Road, Govan, G51 4SX**

	Monday	Tuesday	Wednesday	Thursday	Friday
Date	**13/02/2012**	**14/02/2012**	**15/02/2012**	**16/02/2012**	**17/02/2012**
9.00		Design & Healthy Environment Group		**RDD Workshop -** M&E Zone C - Risers M12, M40, M14, M13, M115b	
10.00					
11.00					
12.00					
13.00					
14.00					
15.00					
16.00					
17.00					
17.30					
Date	**20/02/2012**	**21/02/2012**	**22/02/2012**	**23/02/2012**	**24/02/2012**
9.00			**RDD Workshop -** M&E Zone B (Levels 0, 1, 2,3)	**RDD Workshop -** M&E Zone C - Risers M11, M26, M27b	
10.00					
11.00					
12.00					
13.00					
14.00		**RDD Workshop -** Link Bridges (Neo-Natal & Neurology)	**RDD Workshop -** M&E Zone B (Levels 0, 1, 2,3)		
15.00					
16.00					
17.00					
17.30					

Key	Meeting Type
	Project Design Group Meetings
	Equipment User Group Meeting
	RDD Workshop - Architectural
	RDD Workshop - M&E
	RDD Workshop - Combined Strategy
	RDD Workshop - Equipment

RDD Workshops - February/March 2012

Venue/s: **New South Glasgow Hospitals Project Office, Hardgate Road, Govan, G51 4SX**

	Monday	Tuesday	Wednesday	Thursday	Friday
Date	**27/02/2012**	**28/02/2012**	**29/02/2012**	**01/03/2012**	**02/03/2012**
9.00		**RDD Workshop -** Interior Design Group (2) - Adult Strategy			
10.00					
11.00					
12.00					
13.00					
14.00		**RDD Workshop -** Interior Design Group (2) - Adult Strategy			
15.00					
16.00					
17.00					
17.30					
Date	**05/03/2012**	**06/03/2012**	**07/03/2012**	**08/03/2012**	**09/03/2012**
9.00				**RDD Workshop -** Equipment - Pendants (9-1pm)	
10.00					
11.00					
12.00					
13.00					
14.00		**RDD Workshop -** Entrances (inc external thresholds) & Helipad	Adult & Childrens Hospital Design Group		
15.00					
16.00					
17.00					
17.30					

Key	Meeting Type
	Project Design Group Meetings
	Equipment User Group Meeting
	RDD Workshop - Architectural
	RDD Workshop - M&E
	RDD Workshop - Combined Strategy
	RDD Workshop - Equipment

A52756968

RDD Workshops - March 2012

Venue/s: **New South Glasgow Hospitals Project Office, Hardgate Road, Govan, G51 4SX**

	Monday	Tuesday	Wednesday	Thursday	Friday
Date	**12/03/2012**	**13/03/2012**	**14/03/2012**	**15/03/2012**	**16/03/2012**
9.00		9.00	9.00	9.00	9.00
10.00		10.00	10.00	10.00	10.00
11.00		11.00	11.00	11.00	11.00
12.00		12.00	12.00	12.00	12.00
13.00		13.00	13.00	13.00	13.00
		Design & Healthy Environment Group	**RDD Workshop -** Equipment - Canopies (9-1pm)		
14.00		14.00	14.00	14.00	14.00
15.00		15.00	15.00	15.00	15.00
16.00		16.00	16.00	16.00	16.00
17.00		17.00	17.00	17.00	17.00
17.30		17.30	17.30	17.30	17.30
Date	**19/03/2012**	**20/03/2012**	**21/03/2012**	**22/03/2012**	**23/03/2012**
9.00		9.00	9.00	9.00	9.00
10.00		10.00	10.00	10.00	10.00
11.00		11.00	11.00	11.00	11.00
12.00		12.00	12.00	12.00	12.00
13.00		13.00	13.00	13.00	13.00
				RDD Workshop - M&E Zones B - Risers	
14.00		14.00	14.00	14.00	14.00
15.00		15.00	15.00	15.00	15.00
16.00		16.00	16.00	16.00	16.00
17.00		17.00	17.00	17.00	17.00
17.30		17.30	17.30	17.30	17.30
		RDD Workshop - Interstitial Blinds		**RDD Workshop -** M&E Zones B - Risers	

Key	**Meeting Type**
	Project Design Group Meetings
	Equipment User Group Meeting
	RDD Workshop - Architectural
	RDD Workshop - M&E
	RDD Workshop - Combined Strategy
	RDD Workshop - Equipment

RDD Workshops - March/April 2012

Venue/s: **New South Glasgow Hospitals Project Office, Hardgate Road, Govan, G51 4SX**

	Monday	Tuesday	Wednesday	Thursday	Friday
Date	**26/03/2012**	**27/03/2012**	**28/03/2012**	**29/03/2012**	**30/03/2012**
9.00		**RDD Workshop -** Interior Design Group (3) - NCH Strategy			
10.00					
11.00					
12.00					
13.00					
14.00		**RDD Workshop -** Interior Design Group (3) - Desk Strategy Update			
15.00					
16.00					
17.00					
17.30					
Date	**02/04/2012**	**03/04/2012**	**04/04/2012**	**05/04/2012**	**06/04/2012**
9.00		**RDD Workshop -** Landscape - 2nd Courtyards meeting and DCFP		**RDD Workshop -** 1:50 Co-ordinated Ceilings (PG1) - NSGH Critical Care, CCU, AAU, ED (tbc)	Bank Holiday
10.00					
11.00					
12.00					
13.00					
14.00			Adult & Childrens Hospital Design Group	**RDD Workshop -** Access & Maintenance Strategy	Bank Holiday
15.00					
16.00					
17.00					
17.30					

Key	Meeting Type
	Project Design Group Meetings
	Equipment User Group Meeting
	RDD Workshop - Architectural
	RDD Workshop - M&E
	RDD Workshop - Combined Strategy
	RDD Workshop - Equipment

A52756968

RDD Workshops - April 2012

Venue/s: **New South Glasgow Hospitals Project Office, Hardgate Road, Govan, G51 4SX**

	Monday	Tuesday	Wednesday	Thursday	Friday
Date	**09/04/2012**	**10/04/2012**	**11/04/2012**	**12/04/2012**	**13/04/2012**
9.00	Bank Holiday	Design & Healthy Environment Group		**RDD Workshop -** M&E Zone F - Risers M27, M30, M38a	
10.00					
11.00					
12.00					
13.00					
14.00	Bank Holiday				
15.00					
16.00					
17.00					
17.30					
Date	**16/04/2012**	**17/04/2012**	**18/04/2012**	**19/04/2012**	**20/04/2012**
9.00		**RDD Workshop -** Landscape - Arrival Space/Central Park		**RDD Workshop -** M&E Zone F & Zones E, F, H, J (Level 4)	
10.00					
11.00					
12.00					
13.00					
14.00				**RDD Workshop -** M&E Zones E, F, H, J Typical Ward & Cores (Levels 4-11)	
15.00					
16.00					
17.00					
17.30					

Key	Meeting Type
	Project Design Group Meetings
	Equipment User Group Meeting
	RDD Workshop - Architectural
	RDD Workshop - M&E
	RDD Workshop - Combined Strategy
	RDD Workshop - Equipment

A52756968

RDD Workshops - April/May 2012

Venue/s: **New South Glasgow Hospitals Project Office, Hardgate Road, Govan, G51 4SX**

	Monday	Tuesday	Wednesday	Thursday	Friday
Date	**23/04/2012**	**24/04/2012**	**25/04/2012**	**26/04/2012**	**27/04/2012**
9.00		**RDD Workshop -** Interior Design Group (4) - Adult Detail		**RDD Workshop -** M&E Zones E, H - Level 3 Plantroom 31	
10.00					
11.00					
12.00					
13.00					
14.00		**RDD Workshop -** Interior Design Group (4) - Adult Atrium Overview		**RDD Workshop -** M&E Typical Ward - Risers T3, T5, T11, T13, T14	
15.00					
16.00					
17.00					
17.30					
Date	**30/04/2012**	**01/05/2012**	**02/05/2012**	**03/05/2012**	**04/05/2012**
9.00		**RDD Workshop -** Landscape - Childrens Park/A&E		**RDD Workshop -** M&E Zone F - Level 2 Plantroom 22	
10.00					
11.00					
12.00					
13.00					
14.00			Adult & Childrens Hospital Design Group		
15.00					
16.00					
17.00					
17.30					

Key	Meeting Type
	Project Design Group Meetings
	Equipment User Group Meeting
	RDD Workshop - Architectural
	RDD Workshop - M&E
	RDD Workshop - Combined Strategy
	RDD Workshop - Equipment

RDD Workshops - May 2012

Venue/s: **New South Glasgow Hospitals Project Office, Hardgate Road, Govan, G51 4SX**

	Monday	Tuesday	Wednesday	Thursday	Friday
Date	**07/05/2012**	**08/05/2012**	**09/05/2012**	**10/05/2012**	**11/05/2012**
9.00	Bank Holiday	Design & Healthy Environment Group			
10.00					
11.00					
12.00					
13.00					
14.00	Bank Holiday				
15.00					
16.00					
17.00					
17.30					
Date	**14/05/2012**	**15/05/2012**	**16/05/2012**	**17/05/2012**	**18/05/2012**
9.00				**RDD Workshop -** M&E Zone J Risers (Levels 0-3)	
10.00					
11.00					
12.00					
13.00					
14.00					
15.00					
16.00					
17.00					
17.30					

Key	Meeting Type
	Project Design Group Meetings
	Equipment User Group Meeting
	RDD Workshop - Architectural
	RDD Workshop - M&E
	RDD Workshop - Combined Strategy
	RDD Workshop - Equipment

A52756968

RDD Workshops - May/June 2012

Venue/s: **New South Glasgow Hospitals Project Office, Hardgate Road, Govan, G51 4SX**

	Monday	Tuesday	Wednesday	Thursday	Friday
Date	**21/05/2012**	**22/05/2012**	**23/05/2012**	**24/05/2012**	**25/05/2012**
9.00		**RDD Workshop -** Interior Design Group (5) - NCH Detail		**RDD Workshop -** M&E Zone J, Zone K Cores (Levels 4-11)	
10.00					
11.00					
12.00					
13.00					
14.00		**RDD Workshop -** Interior Design Group (5) - NCH Atrium Overview		**RDD Workshop -** M&E Basement Plant	
15.00					
16.00					
17.00					
17.30					
Date	**28/05/2012**	**29/05/2012**	**30/05/2012**	**31/05/2012**	**01/06/2012**
9.00				**RDD Workshop -** M&E Zone K - Levels 4-11 Risers T2, T4, T6, T12, M25	
10.00					
11.00					
12.00					
13.00					
14.00				**RDD Workshop -** M&E Zone K - Levels 4-11 Risers T2, T4, T6, T12, M25	
15.00					
16.00					
17.00					
17.30					

Key	Meeting Type
	Project Design Group Meetings
	Equipment User Group Meeting
	RDD Workshop - Architectural
	RDD Workshop - M&E
	RDD Workshop - Combined Strategy
	RDD Workshop - Equipment

A52756968

RDD Workshops - June 2012

Venue/s: **New South Glasgow Hospitals Project Office, Hardgate Road, Govan, G51 4SX**

	Monday	Tuesday	Wednesday	Thursday	Friday
Date	**04/06/2012**	**05/06/2012**	**06/06/2012**	**07/06/2012**	**08/06/2012**
9.00	Bank Holiday	Bank Holiday			
10.00					
11.00					
12.00					
13.00					
14.00	Bank Holiday	Bank Holiday	Adult & Childrens Hospital Design Group	**RDD Workshop -** Access & Maintenance Strategy	
15.00					
16.00					
17.00					
17.30					
Date	**11/06/2012**	**12/06/2012**	**13/06/2012**	**14/06/2012**	**15/06/2012**
9.00		Design & Healthy Environment Group		**RDD Workshop -** M&E Zone F - Level 3 Plantroom 32	
10.00					
11.00					
12.00					
13.00					
14.00				**RDD Workshop -** M&E Zone F - Level 3 Plantroom 32	
15.00					
16.00					
17.00					
17.30					

Key	Meeting Type
	Project Design Group Meetings
	Equipment User Group Meeting
	RDD Workshop - Architectural
	RDD Workshop - M&E
	RDD Workshop - Combined Strategy
	RDD Workshop - Equipment

RDD Workshops - June 2012

Venue/s: **New South Glasgow Hospitals Project Office, Hardgate Road, Govan, G51 4SX**

	Monday	Tuesday	Wednesday	Thursday	Friday
Date	18/06/2012	19/06/2012	20/06/2012	21/06/2012	22/06/2012
9.00		**RDD Workshop -** Interior Design Group (6a) - Components			
10.00					
11.00					
12.00					
13.00					
14.00		**RDD Workshop -** Interior Design Group (6b) - Sign-Off			
15.00					
16.00					
17.00					
17.30					
Date	25/06/2012	26/06/2012	27/06/2012	28/06/2012	29/06/2012
9.00		*moved to 03/07/12*		**RDD Workshop -** M&E Zone J - Level 3 Plantroom 33	
10.00					
11.00					
12.00					
13.00					
14.00		*moved to 03/07/12*		**RDD Workshop -** M&E Zone J - Level 3 Plantroom 33	
15.00					
16.00					
17.00					
17.30					

Key	Meeting Type
	Project Design Group Meetings
	Equipment User Group Meeting
	RDD Workshop - Architectural
	RDD Workshop - M&E
	RDD Workshop - Combined Strategy
	RDD Workshop - Equipment

A52756968

RDD Workshops - July 2012

Venue/s: New South Glasgow Hospitals Project Office, Hardgate Road, Govan, G51 4SX

	Monday	Tuesday	Wednesday	Thursday	Friday
Date	02/07/2012	03/07/2012	04/07/2012	05/07/2012	06/07/2012
9.00		* RDD Workshop - Interior Design Group (7) - Sanctuaries, Adult Atrium Core & Bridge Link Cladding			
10.00					
11.00					
12.00					
13.00					
14.00		RDD Workshop - 1:50 Co-ordinated Ceilings (PG2) - NSGH Theatres, Radiology, Nuc Med, Stroke, MDU, OPD Pre	Adult & Childrens Hospital Design Group		
15.00					
16.00					
17.00					
17.30					
Date	09/07/2012	10/07/2012	11/07/2012	12/07/2012	13/07/2012
9.00		Design & Healthy Environment Group			
10.00					
11.00					
12.00					
13.00					
14.00					
15.00					
16.00					
17.00					
17.30					

Key	Meeting Type
	Project Design Group Meetings
	Equipment User Group Meeting
	RDD Workshop - Architectural
	RDD Workshop - M&E
	RDD Workshop - Combined Strategy
	RDD Workshop - Equipment

* NOTE: 11am start time proposed

A52756968

RDD Workshops - July 2012

Venue/s: New South Glasgow Hospitals Project Office,
Hardgate Road, Govan, G51 4SX

	Monday	Tuesday	Wednesday	Thursday	Friday
Date	16/07/2012	17/07/2012	18/07/2012	19/07/2012	20/07/2012
9.00		omitted - new date tba			
10.00					
11.00					
12.00					
13.00					
14.00		omitted - new date tba			
15.00					
16.00					
17.00					
17.30					
Date	23/07/2012	24/07/2012	25/07/2012	26/07/2012	27/07/2012
9.00				**RDD Workshop -** M&E Zone C - Risers M33, M22, M36	
10.00					
11.00					
12.00					
13.00					
14.00				**RDD Workshop -** M&E Zone C - Risers M33, M22, M36	
15.00					
16.00					
17.00					
17.30					

Key	Meeting Type
	Project Design Group Meetings
	Equipment User Group Meeting
	RDD Workshop - Architectural
	RDD Workshop - M&E
	RDD Workshop - Combined Strategy
	RDD Workshop - Equipment

A52756968

RDD Workshops - July/August 2012

Venue/s: **New South Glasgow Hospitals Project Office, Hardgate Road, Govan, G51 4SX**

	Monday	Tuesday	Wednesday	Thursday	Friday
Date	**30/07/2012**	**31/07/2012**	**01/08/2012**	**02/08/2012**	**03/08/2012**
9.00					
10.00					
11.00					
12.00					
13.00					
14.00			Adult & Childrens Hospital Design Group	**RDD Workshop -** Access & Maintenance Strategy	
15.00					
16.00					
17.00					
17.30					
Date	**06/08/2012**	**07/08/2012**	**08/08/2012**	**09/08/2012**	**10/08/2012**
9.00	Bank Holiday	**RDD Workshop -** 1:50 Co-ordinated Ceilings (PG3) - NSGH Renal Inpatients, Haem-Onc		**RDD Workshop -** M&E Zone C	
10.00					
11.00					
12.00					
13.00					
14.00	Bank Holiday	**RDD Workshop -** 1:50 Co-ordinated Ceilings (PG3) - NSGH Renal Inpatients, Haem-Onc		**RDD Workshop -** M&E Zone C	
15.00					
16.00					
17.00					
17.30					

Key	Meeting Type
	Project Design Group Meetings
	Equipment User Group Meeting
	RDD Workshop - Architectural
	RDD Workshop - M&E
	RDD Workshop - Combined Strategy
	RDD Workshop - Equipment

A52756968

RDD Workshops - August 2012

Venue/s: **New South Glasgow Hospitals Project Office, Hardgate Road, Govan, G51 4SX**

	Monday	Tuesday	Wednesday	Thursday	Friday
Date	13/08/2012	14/08/2012	15/08/2012	16/08/2012	17/08/2012
9.00		Design & Healthy Environment Group			
10.00					
11.00					
12.00					
13.00					
14.00		**RDD Workshop -** Interior Design Group (9) - Wayfinding Signage Strategy Overview			
15.00					
16.00					
17.00					
17.30					
Date	20/08/2012	21/08/2012	22/08/2012	23/08/2012	24/08/2012
9.00		**RDD Workshop -** Landscape - External wayfinding and signage			
10.00					
11.00					
12.00					
13.00					
14.00					
15.00					
16.00					
17.00					
17.30					

Key	Meeting Type
	Project Design Group Meetings
	Equipment User Group Meeting
	RDD Workshop - Architectural
	RDD Workshop - M&E
	RDD Workshop - Combined Strategy
	RDD Workshop - Equipment

A52756968

RDD Workshops - August/September 2012

Venue/s: **New South Glasgow Hospitals Project Office, Hardgate Road, Govan, G51 4SX**

	Monday	Tuesday	Wednesday	Thursday	Friday
Date	**27/08/2012**	**28/08/2012**	**29/08/2012**	**30/08/2012**	**31/08/2012**
9.00	Bank Holiday				
10.00					
11.00					
12.00					
13.00					
14.00	Bank Holiday				
15.00					
16.00					
17.00					
17.30					
Date	**03/09/2012**	**04/09/2012**	**05/09/2012**	**06/09/2012**	**07/09/2012**
9.00		**RDD Workshop -** 1:50 Internal Finishes (PG1) - NSGH Critical Care, CCU, AAU, ED			
10.00					
11.00					
12.00					
13.00					
14.00		**RDD Workshop -** 1:50 Internal Finishes (PG1) - NSGH Critical Care, CCU, AAU, ED	Adult & Childrens Hospital Design Group		
15.00					
16.00					
17.00					
17.30					

Key	Meeting Type
	Project Design Group Meetings
	Equipment User Group Meeting
	RDD Workshop - Architectural
	RDD Workshop - M&E
	RDD Workshop - Combined Strategy
	RDD Workshop - Equipment

RDD Workshops - September 2012

Venue/s: **New South Glasgow Hospitals Project Office, Hardgate Road, Govan, G51 4SX**

	Monday	Tuesday	Wednesday	Thursday	Friday
Date	**10/09/2012**	**11/09/2012**	**12/09/2012**	**13/09/2012**	**14/09/2012**
9.00		Design & Healthy Environment Group	**RDD Workshop -** Equipment - Surgeon Panels (9-1pm)	**RDD Workshop -** M&E Zones A, B - Level 4 Plantroom 41	
10.00					
11.00					
12.00					
13.00					
14.00				**RDD Workshop -** M&E Zone C - Level 5 Plantroom 41A	
15.00					
16.00					
17.00					
17.30					
Date	**17/09/2012**	**18/09/2012**	**19/09/2012**	**20/09/2012**	**21/09/2012**
9.00	**RDD Workshop -** Equipment - Theatre Lighting (9-1pm)	**RDD Workshop -** Interior Design Group (10) - Wayfinding Signage Strategy Adult			
10.00					
11.00					
12.00					
13.00					
14.00		**RDD Workshop -** Interior Design Group (10) - Wayfinding Signage Strategy Adult			
15.00					
16.00					
17.00					
17.30					

Key	Meeting Type
	Project Design Group Meetings
	Equipment User Group Meeting
	RDD Workshop - Architectural
	RDD Workshop - M&E
	RDD Workshop - Combined Strategy
	RDD Workshop - Equipment

RDD Workshops - September/October 2012

Venue/s: New South Glasgow Hospitals Project Office, Hardgate Road, Govan, G51 4SX

	Monday	Tuesday	Wednesday	Thursday	Friday
Date	24/09/2012	25/09/2012	26/09/2012	27/09/2012	28/09/2012
9.00				**RDD Workshop -** M&E Zones H, E, J, F - Level 12 Plantrooms 121-124	
10.00					
11.00					
12.00					
13.00					
14.00				**RDD Workshop -** M&E Zones H, E, J, F - Level 12 Plantrooms 121-124	
15.00					
16.00					
17.00					
17.30					
Date	01/10/2012	02/10/2012	03/10/2012	04/10/2012	05/10/2012
9.00					
10.00					
11.00					
12.00					
13.00					
14.00			Adult & Childrens Hospital Design Group	**RDD Workshop -** Access & Maintenance Strategy	
15.00					
16.00					
17.00					
17.30					

Key	Meeting Type
	Project Design Group Meetings
	Equipment User Group Meeting
	RDD Workshop - Architectural
	RDD Workshop - M&E
	RDD Workshop - Combined Strategy
	RDD Workshop - Equipment

A52756968

RDD Workshops - October 2012

Venue/s: **New South Glasgow Hospitals Project Office, Hardgate Road, Govan, G51 4SX**

	Monday	Tuesday	Wednesday	Thursday	Friday
Date	**08/10/2012**	**09/10/2012**	**10/10/2012**	**11/10/2012**	**12/10/2012**
9.00		Design & Healthy Environment Group			
10.00					
11.00					
12.00					
13.00					
14.00					
15.00					
16.00					
17.00					
17.30					
Date	**15/10/2012**	**16/10/2012**	**17/10/2012**	**18/10/2012**	**19/10/2012**
9.00		**RDD Workshop -** 1:50 Internal Finishes (PG2) - NSGH Radiology, Stroke, MDU, OPD Pre			
10.00					
11.00					
12.00					
13.00					
14.00		**RDD Workshop -** 1:50 Internal Finishes (PG2) - NSGH Theatres, Nuclear Medicine			
15.00					
16.00					
17.00					
17.30					

Key	Meeting Type
	Project Design Group Meetings
	Equipment User Group Meeting
	RDD Workshop - Architectural
	RDD Workshop - M&E
	RDD Workshop - Combined Strategy
	RDD Workshop - Equipment

A52756968

RDD Workshops - October/November 2012

Venue/s: **New South Glasgow Hospitals Project Office, Hardgate Road, Govan, G51 4SX**

	Monday	Tuesday	Wednesday	Thursday	Friday
Date	**22/10/2012**	**23/10/2012**	**24/10/2012**	**25/10/2012**	**26/10/2012**
9.00		**RDD Workshop -** Interior Design Group (11) - Wayfinding Signage Strategy NCH			
10.00					
11.00					
12.00					
13.00					
14.00		**RDD Workshop -** Interior Design Group (11) - Wayfinding Signage Strategy NCH			
15.00					
16.00					
17.00					
17.30					
Date	**29/10/2012**	**30/10/2012**	**31/10/2012**	**01/11/2012**	**02/11/2012**
9.00					
10.00					
11.00					
12.00					
13.00					
14.00				**RDD Workshop -** Access & Maintenance Strategy	
15.00					
16.00					
17.00					
17.30					

Key	Meeting Type
	Project Design Group Meetings
	Equipment User Group Meeting
	RDD Workshop - Architectural
	RDD Workshop - M&E
	RDD Workshop - Combined Strategy
	RDD Workshop - Equipment

RDD Workshops - November 2012

Venue/s: New South Glasgow Hospitals Project Office, Hardgate Road, Govan, G51 4SX

	Monday	Tuesday	Wednesday	Thursday	Friday
Date	05/11/2012	06/11/2012	07/11/2012	08/11/2012	09/11/2012
9.00					
10.00					
11.00					
12.00					
13.00					
14.00			Adult & Childrens Hospital Design Group		
15.00					
16.00					
17.00					
17.30					
Date	12/11/2012	13/11/2012	14/11/2012	15/11/2012	16/11/2012
9.00		Design & Healthy Environment Group		**RDD Workshop** - M&E Plantroom 21	
10.00					
11.00					
12.00					
13.00					
14.00		**RDD Workshop** - 1:50 Co-ordinated Ceilings (PG4) - NSGH Typical Ward, NCH Radiology, Theatres		**RDD Workshop** - M&E Plantroom 21	
15.00					
16.00					
17.00					
17.30					

Key	Meeting Type
	Project Design Group Meetings
	Equipment User Group Meeting
	RDD Workshop - Architectural
	RDD Workshop - M&E
	RDD Workshop - Combined Strategy
	RDD Workshop - Equipment

RDD Workshops - November 2012

Venue/s: **New South Glasgow Hospitals Project Office, Hardgate Road, Govan, G51 4SX**

	Monday	Tuesday	Wednesday	Thursday	Friday
Date	19/11/2012	20/11/2012	21/11/2012	22/11/2012	23/11/2012
9.00		RDD Workshop - 1:50 Internal Finishes (PG3) - NSGH Renal Inpatients, Haem-Onc			
10.00					
11.00					
12.00					
13.00					
14.00		RDD Workshop - 1:50 Internal Finishes (PG3) - NSGH Renal Inpatients, Haem-Onc			
15.00					
16.00					
17.00					
17.30					
Date	26/11/2012	27/11/2012	28/11/2012	29/11/2012	30/11/2012
9.00					
10.00					
11.00					
12.00					
13.00					
14.00					
15.00					
16.00					
17.00					
17.30					

Key	Meeting Type
	Project Design Group Meetings
	Equipment User Group Meeting
	RDD Workshop - Architectural
	RDD Workshop - M&E
	RDD Workshop - Combined Strategy
	RDD Workshop - Equipment

RDD Workshops - December 2012

Venue/s: **New South Glasgow Hospitals Project Office, Hardgate Road, Govan, G51 4SX**

	Monday	Tuesday	Wednesday	Thursday	Friday
Date	**03/12/2012**	**04/12/2012**	**05/12/2012**	**06/12/2012**	**07/12/2012**
9.00					
10.00					
11.00					
12.00					
13.00					
14.00			Adult & Childrens Hospital Design Group	**RDD Workshop -** Access & Maintenance Strategy	
15.00					
16.00					
17.00					
17.30					
Date	**10/12/2012**	**11/12/2012**	**12/12/2012**	**13/12/2012**	**14/12/2012**
9.00		Design & Healthy Environment Group			
10.00					
11.00					
12.00					
13.00					
14.00					
15.00					
16.00					
17.00					
17.30					

Key	Meeting Type
	Project Design Group Meetings
	Equipment User Group Meeting
	RDD Workshop - Architectural
	RDD Workshop - M&E
	RDD Workshop - Combined Strategy
	RDD Workshop - Equipment

RDD Workshops - December 2012

Venue/s: **New South Glasgow Hospitals Project Office, Hardgate Road, Govan, G51 4SX**

	Monday	Tuesday	Wednesday	Thursday	Friday
Date	17/12/2012	18/12/2012	19/12/2012	20/12/2012	21/12/2012
9.00					
10.00					
11.00					
12.00					
13.00					
14.00					
15.00					
16.00					
17.00					
17.30					
Date	24/12/2012	25/12/2012	26/12/2012	27/12/2012	28/12/2012
9.00		Bank Holiday	Bank Holiday		
10.00					
11.00					
12.00					
13.00					
14.00		Bank Holiday	Bank Holiday		
15.00					
16.00					
17.00					
17.30					

Key	Meeting Type
	Project Design Group Meetings
	Equipment User Group Meeting
	RDD Workshop - Architectural
	RDD Workshop - M&E
	RDD Workshop - Combined Strategy
	RDD Workshop - Equipment

NIGHTINGALE
associates

09080 **NEW SOUTH GLASGOW HOSPITALS PROJECT**

DESIGN STRATEGY REVIEW PROGRAMME

August 2011 - December 2011

			STRATEGY REVIEW STAGE September - December 2011			
RDD Item	NA Resource	**Description of Strategy/Activity**	Aconex Upload/ Issue Date (NA)	BM Review	RDD Design Workshop	RDD Re-issue Date (NA)
STRATEGY REVIEW STAGE						
1		1:500 Adjacency Layouts	02/09/11			
	Carla/Carmelia	Update to co-ordinate with 1:50 Sign-Off & co-ordination				
		Board Review/Sign-Off				
2		1:200 Departmental Layouts	02/09/11			
	Carla/Carmelia	Update to co-ordinate with 1:50 Sign-Off & co-ordination (colour plans)	09/09/11			
	Carla/Carmelia	Update to co-ordinate with 1:50 Sign-Off & co-ordination (B&W plans)				
		Board Review/Sign-Off				
3		1:50 Room Layout Drawings	02/09 - 04/11/2011	As per 1:50 Post Sign-Off Programme (NA-SH-014)		
	Sonja/Carla/CT	Update to co-ordinate with 1:50 Sign-Off comments				
	Rowland	M&E (ZBP) co-ordination comments				
	Liane	Structural Co-ordination/Close Out 'in abbeyance' columns				
	Sonja/Jason	WC Check (part of Slab Penetration Programme)				
	Jason/Magda	Fire Strategy Co-ordination - Door Review/Add Fire Extinguishers (inc recess where required)				
	Sonja/CT	Pneumatic Tube Review - update cells to Swiss Log requirements				
	Liz	Update to reflect Desk Strategy Review				
	Liz	Update to reflect Art Strategy Review - add ART*** codes ('space for art')				
	Sonja/Carla	Issue as 1:50 Post Sign-Off & Room Elevation Programme (NA-SH-014 rev 02)				
		Board Review/Sign-Off				
		Update to include NHS Sign-Off comments; Wall Protection details	end target date **30/03/12** to co-ord with HTM Furniture T2 date			
4		Equipment	02/09 - 04/11/2011	As per 1:50 Post Sign-Off Programme (NA-SH-014)		
	Sonja	**Room Data Sheets**				
		M&E (ZBP) review environmental data and update via Codebook Database Export				
	CT	Update to co-ordinate with 1:50 Sign-Off comments				
	Carla/Sonja	Issue as 1:50 Post Sign-Off & Room Elevation Programme (NA-SH-014 rev 02)				
		Board Review/Sign-Off				
	AvB/Sonja	**Equipment List**				
		Update to co-ordinate with 1:50 Sign-Off comments				
		Prepare & issue UGM Sign-Off Equipment List (BoQ version and .mdb file)	16/08/2011			
		Update to co-ordinate with 1:50 Post Sign-Off drawing issues & Equipment Queries	25/11/2011			
		Update to co-ordinate with 1:50 Sign-Off comments	end target date **30/03/12** to co-ord with HTM Furniture T2 date			
5		Internal Room Elevations	31/08 - 02/11/2011	As per 1:50 Post Sign-Off Programme (NA-SH-014)		
	Sonja/Carla/CT	Update to co-ordinate with 1:50 Sign-Off comments				
		Group B Rooms - Prepare and Issue remaining agreed Room Elevations				
		Group A Rooms - Elevate additional Group 3/5 Equipment Items to NHS comments				
		Issue as 1:50 Post Sign-Off & Room Elevation Programme (NA-SH-014 rev 02)				
		Board Review/Sign-Off				
		Update to include NHS Sign-Off comments; Check Ceiling heights, door & glazed screens elevations	end target date **30/03/12** to co-ord with HTM Furniture T2 date			
6		Fire Strategy	30/09/2011	ongoing - part of regular Fire Strategy Workshops		
	Jason/Magda	Update to co-ordinate with 1:50 Sign-Off comments				
7		External Finishes	30/09/2011			tbc
	John/Ben	Agree Materials & Drawings as part of Planning Discharge				
		Design review workshop to agree submission prior to issue to Planners			tbc	
		Presentation to Planners				
11 & 12		Interior Design Public Space & Corridors	tbc			
	Rob/Steve	Adult Atrium Design Development				
	Rob	Adult Sanctuary Design Development				
	Danielle/Soner	Children's Atrium Design Development			05/10/2011	
	Liz/Soner	Children's Sanctuary Design Development				
		Agree design review workshops dates with NHS				
13		Wall Finishes Strategy	26/08/2011			10/02/2012
	Carla	Set-up 1:200 Title Sheets				
		Update to co-ordinate with 1:50 Sign-Off, App K comments & co-ordination				
		Issue as 1:200 Department Strategy Layouts				
		RDD Workshop			29/11/2011	
		Update and re-issue (**RDD Submission 1**)	10/02/2012			
13		Floor Finishes Strategy	26/08/2011			16/12/2011
	Carla	Set-up 1:200 Title Sheets				
		Update to co-ordinate with 1:50 Sign-Off, App K comments & co-ordination				
		Issue as 1:200 Department Strategy Layouts				
		RDD Workshop			29/11/2011	
		Update and re-issue (**RDD Submission 1**)				

NIGHTINGALE associates

09080 NEW SOUTH GLASGOW HOSPITALS PROJECT

DESIGN STRATEGY REVIEW PROGRAMME

August 2011 - December 2011

			STRATEGY REVIEW STAGE September - December 2011			
RDD Item	NA Resource	Description of Strategy/Activity	Aconex Upload/ Issue Date (NA)	BM Review	RDD Design Workshop	RDD Re-issue Date (NA)
STRATEGY REVIEW STAGE						
14		Wall Protection Strategy	21/10/2011			09/12/2011
	Emma/Liane	Circulation Strategy Review Workshop				
	Carla	Set-up 1:200 Title Sheets				
		Update to co-ordinate with 1:50 Sign-Off, App K comments & co-ordination				
		Issue as 1:200 Department Strategy Layouts				
		RDD Workshop			21/11/2011	
		Update and re-issue (**RDD Submission 1**)				
16		Sanitary/IPS Panels	11/11/2011			13/01/2012
	Sonja/Carmelia	Set-up 1:200 Title Sheets				
		Update to co-ordinate with 1:50 Sign-Off, App K comments & co-ordination				
		Issue as 1:200 Department Strategy Layouts				
		RDD Workshop			13/12/2011	
		Update and re-issue (**RDD Submission 1**)				
18a		Internal Door Type Strategy	16/09/2011			13/11/2011
	Magda	Set-up 1:200 Title Sheets				
		Update to co-ordinate with 1:50 Sign-Off, App K comments & co-ordination				
		Issue as 1:200 Department Strategy Layouts				
		Board Review as part of 1:50 Post sign-Off Programme				
		RDD Workshop			03/11/2011	
		Update and re-issue (**RDD Submission 1**)				
18a		Internal Door Privacy Strategy	16/09/2011			13/11/2011
	Magda	Set-up 1:200 Title Sheets				
		Update to co-ordinate with 1:50 Sign-Off, App K comments & co-ordination				
		Issue as 1:200 Department Strategy Layouts				
		Board Review as part of 1:50 Post sign-Off Programme				
		RDD Workshop			03/11/2011	
		Update and re-issue (**RDD Submission 1**)				
18a		Access Control & Locking Strategy	30/09/2011			25/11/2011
	Magda	Set-up 1:200 Title Sheets				
		Update to co-ordinate with 1:50 Sign-Off, App K comments & co-ordination				
		Issue as 1:200 Department Strategy Layouts				
		Board Review as part of 1:50 Post sign-Off Programme				
		RDD Workshop			26/10/2011	
		Update and re-issue (**RDD Submission 1**)				
18a		Door Protection Strategy	21/10/2011			09/12/2011
	Emma/Liane	Circulation Strategy Review Workshop				
	Carla/Magda	Prepare and issue as 1:200 Department Strategy Layouts				
		Workshop to review and agree Strategy (incorporate comments from Access Control Workshop)				
		Update and re-issue for RDD Workshop	11/11/2011			
		RDD Workshop			21/11/2011	
		Update and re-issue (**RDD Submission 1**)				
18b		Internal Glazed Screen & Privacy Strategy	28/10/2011			13/01/2012
	Magda	Set-up 1:200 Title Sheets				
		Update to co-ordinate with 1:50 Sign-Off, App K comments & co-ordination				
		Issue as 1:200 Department Strategy Layouts				
		RDD Workshop			06/12/2011	
		Update and re-issue (**RDD Submission 1**)				
20		Ceiling Strategy	23/09/2011			16/12/2011
	Carla	Set-up 1:200 Title Sheets				
		Update to co-ordinate with 1:50 Sign-Off, App K comments & co-ordination				
		Issue as 1:200 Department Strategy Layouts				
		RDD Workshop			29/11/2011	
		Update and re-issue (**RDD Submission 1**)				

NIGHTINGALE
associates

09080 **NEW SOUTH GLASGOW HOSPITALS PROJECT**

DESIGN STRATEGY REVIEW PROGRAMME

August 2011 - December 2011

			STRATEGY REVIEW STAGE September - December 2011			
RDD Item	NA Resource	**Description of Strategy/Activity**	Aconex Upload/ Issue Date (NA)	BM Review	RDD Design Workshop	RDD Re-issue Date (NA)
STRATEGY REVIEW STAGE						
21		Reception Desks & Nurse Bases Strategy	02/09 - 04/11/2011			2012 tbc
	Sonja/Liz	Update to co-ordinate with 1:50 Sign-Off, App K comments & co-ordination				
		Issue as 1:200 Department Strategy Layouts (RDD Submission 1)				
		Board Review as part of 1:50 Post sign-Off Programme				
		RDD Workshop			2012 tbc	
		Update and re-issue (RDD Submission 2)				
27		Public Lighting Strategy	n/a			
	Rob	Develop Adult Atrium Feature Lighting with Subcontractor				completed
	Danielle/Soner	Develop Childrens Atrium Feature Lighting with Subcontractor				completed
		Visit to Whitecroft Factory			29/09/2011	
28		Public Art	19/08/2011			2012 tbc
	Liz	Review App K Core Art Strategy and update to co-ordinate with 1:50 Sign-Off				
		Prepare Key/Elevation Types for Core Art Strategy				
		Issue updated Core Art Strategy Plans				
		Integrate ART*** codes ('space for art') into 1:50 plans and issue as part of 1:50 Post Sign-Off Programme	02/09 - 04/11/2011			
29		Wayfinding Strategy	n/a			
	Liz	Review Main Interior Design/Wayfinding Colour Strategy - outstanding Appendix K comment				
		NHS Design Review Workshop (NA presentation of Colour Strategy proposals)			tbc	
		Agree detailed Workshop Programme/design review process with NHS			2012 tbc	
33		Access and Maintenance Strategy	09/09/2011			tbc
	John/Magda	Update Appendix K Design Strategy to reflect design development				
	John	Update to BM/workshop comments	complete			
		BM to 'formally' issue to NHS (copies in receipt)	complete			
		Initial comments required from NHS - NA to update Strategy for next Workshop				
		NHS Design Review Workshop				
		Agree detailed Workshop Programme/design review process with NHS				
34		Radiation Protection Strategy	02/09/2011			2012 tbc
	Emma/Carla	Update to co-ordinate with 1:50 Sign-Off, App K comments & co-ordination				
		Agree detailed Workshop Programme/design review process with NHS			12/10/2011	
		Major Imaging Equipment Schedule Review			tbc	
		Agree Worst Case for Design Check			tbc	
		Develop Construction RPA Strategy			tbc	
		NHS Design Review Workshops			tbc	
35		Acoustic Strategy	25/11/2011			tbc
	Liane/Carmelia	Update to co-ordinate with 1:50 Sign-Off, App K comments & co-ordination				
		External Window Type Strategy				tbc
	Liane/John/Rob	NHS Design Review Workshop			17/11/2011	
		External Door Type Strategy				tbc
	John/Magda	NHS Design Review Workshop			17/11/2011	

RDD Workshops - January 2012

Venue/s: New South Glasgow Hospitals Project Office,
Hardgate Road, Govan, G51 4SX

	Monday	Tuesday	Wednesday	Thursday	Friday
Date	02/01/2012	03/01/2012	04/01/2012	05/01/2012	06/01/2012
9.00					
10.00					
11.00					
12.00					
13.00					
14.00			~~Adult & Childrens Hospital Design Group~~		
15.00					
16.00					
17.00					
17.30					
Date	09/01/2012	10/01/2012	11/01/2012	12/01/2012	13/01/2012
9.00			**RDD Workshop -** Acoustic Strategy		
10.00					
11.00					
12.00					
13.00					
14.00			~~Hospitals & Labs Lead Design Group~~		
15.00					
16.00					
17.00					
17.30					

Key	Meeting Type
	Project Design Group Meetings
	Equipment User Group Meeting
	RDD Workshop - Architectural
	RDD Workshop - M&E
	RDD Workshop - Combined Strategy
	RDD Workshop - Equipment

RDD Workshops - January 2012

Venue/s: **New South Glasgow Hospitals Project Office, Hardgate Road, Govan, G51 4SX**

	Monday	Tuesday	Wednesday	Thursday	Friday
Date	**16/01/2012**	**17/01/2012**	**18/01/2012**	**19/01/2012**	**20/01/2012**
	9.00	9.00	9.00	9.00	9.00
	10.00	10.00	10.00	10.00	10.00
	11.00	11.00	11.00	11.00	11.00
	12.00	12.00	12.00	12.00	12.00
	13.00	13.00	13.00	13.00	13.00
		RDD Workshop - Desk Strategy (1:50 functional review)			
	14.00	14.00	14.00	14.00	14.00
	15.00	15.00	15.00	15.00	15.00
	16.00	16.00	16.00	16.00	16.00
	17.00	17.00	17.00	17.00	17.00
	17.30	17.30	17.30	17.30	17.30
		RDD Workshop - Fixing Heights & Bedhead Strategy (follow-up)			
Date	**23/01/2012**	**24/01/2012**	**25/01/2012**	**26/01/2012**	**27/01/2012**
	9.00	9.00	9.00	9.00	9.00
	10.00	10.00	10.00	10.00	10.00
	11.00	11.00	11.00	11.00	11.00
	12.00	12.00	12.00	12.00	12.00
	13.00	13.00	13.00	13.00	13.00
	14.00	14.00	14.00	14.00	14.00
	15.00	15.00	15.00	15.00	15.00
	16.00	16.00	16.00	16.00	16.00
	17.00	17.00	17.00	17.00	17.00
	17.30	17.30	17.30	17.30	17.30
		RDD Workshop - Courtyards (inc DCFP Roof Garden)			

Key	Meeting Type
	Project Design Group Meetings
	Equipment User Group Meeting
	RDD Workshop - Architectural
	RDD Workshop - M&E
	RDD Workshop - Combined Strategy
	RDD Workshop - Equipment

RDD Workshops - January/February 2012

Venue/s: **New South Glasgow Hospitals Project Office, Hardgate Road, Govan, G51 4SX**

	Monday	Tuesday	Wednesday	Thursday	Friday
Date	**30/01/2012**	**31/01/2012**	**01/02/2012**	**02/02/2012**	**03/02/2012**
9.00					
10.00					
11.00					
12.00					
13.00					
14.00		**RDD Workshop -** Interior Design Group (1) - Strategy Overview		**RDD Workshop -** Access & Maintenance Strategy	
15.00					
16.00					
17.00					
17.30					
Date	**06/02/2012**	**07/02/2012**	**08/02/2012**	**09/02/2012**	**10/02/2012**
9.00			**RDD Workshop -** M&E Zone E (Levels 0, 1, 2)		
10.00					
11.00					
12.00					
13.00					
14.00			Adult & Childrens Hospital Design Group		
15.00					
16.00					
17.00					
17.30					

Key	Meeting Type
	Project Design Group Meetings
	Equipment User Group Meeting
	RDD Workshop - Architectural
	RDD Workshop - M&E
	RDD Workshop - Combined Strategy
	RDD Workshop - Equipment

RDD Workshops - February 2012

Venue/s: **New South Glasgow Hospitals Project Office, Hardgate Road, Govan, G51 4SX**

	Monday	Tuesday	Wednesday	Thursday	Friday
Date	**13/02/2012**	**14/02/2012**	**15/02/2012**	**16/02/2012**	**17/02/2012**
9.00		Design & Healthy Environment Group		**RDD Workshop -** M&E Zone C - Risers M12, M40, M14, M13, M115b	
10.00					
11.00					
12.00					
13.00					
14.00					
15.00					
16.00					
17.00					
17.30					
Date	**20/02/2012**	**21/02/2012**	**22/02/2012**	**23/02/2012**	**24/02/2012**
9.00			**RDD Workshop -** M&E Zone B (Levels 0, 1, 2,3)	**RDD Workshop -** M&E Zone C - Risers M11, M26, M27b	
10.00					
11.00					
12.00					
13.00					
14.00		**RDD Workshop -** Link Bridges (Neo-Natal & Neurology)	**RDD Workshop -** M&E Zone B (Levels 0, 1, 2,3)		
15.00					
16.00					
17.00					
17.30					

Key	Meeting Type
	Project Design Group Meetings
	Equipment User Group Meeting
	RDD Workshop - Architectural
	RDD Workshop - M&E
	RDD Workshop - Combined Strategy
	RDD Workshop - Equipment

RDD Workshops - February/March 2012

Venue/s: **New South Glasgow Hospitals Project Office, Hardgate Road, Govan, G51 4SX**

	Monday	Tuesday	Wednesday	Thursday	Friday
Date	**27/02/2012**	**28/02/2012**	**29/02/2012**	**01/03/2012**	**02/03/2012**
9.00		**RDD Workshop -** Interior Design Group (2) - Adult Strategy			
10.00					
11.00					
12.00					
13.00					
14.00		**RDD Workshop -** Interior Design Group (2) - Adult Strategy			
15.00					
16.00					
17.00					
17.30					
Date	**05/03/2012**	**06/03/2012**	**07/03/2012**	**08/03/2012**	**09/03/2012**
9.00				**RDD Workshop -** Equipment - Pendants (9-1pm)	
10.00					
11.00					
12.00					
13.00					
14.00		**RDD Workshop -** Entrances (inc external thresholds) & Helipad	Adult & Childrens Hospital Design Group		
15.00					
16.00					
17.00					
17.30					

Key	Meeting Type
	Project Design Group Meetings
	Equipment User Group Meeting
	RDD Workshop - Architectural
	RDD Workshop - M&E
	RDD Workshop - Combined Strategy
	RDD Workshop - Equipment

RDD Workshops - March 2012

Venue/s: **New South Glasgow Hospitals Project Office, Hardgate Road, Govan, G51 4SX**

	Monday	Tuesday	Wednesday	Thursday	Friday
Date	**12/03/2012**	**13/03/2012**	**14/03/2012**	**15/03/2012**	**16/03/2012**
9.00		Design & Healthy Environment Group	**RDD Workshop -** Equipment - Canopies (9-1pm)		
10.00					
11.00					
12.00					
13.00					
14.00					
15.00					
16.00					
17.00					
17.30					
Date	**19/03/2012**	**20/03/2012**	**21/03/2012**	**22/03/2012**	**23/03/2012**
9.00				**RDD Workshop -** M&E Zones B - Risers	
10.00					
11.00					
12.00					
13.00					
14.00		**RDD Workshop -** Interstitial Blinds		**RDD Workshop -** M&E Zones B - Risers	
15.00					
16.00					
17.00					
17.30					

Key	Meeting Type
	Project Design Group Meetings
	Equipment User Group Meeting
	RDD Workshop - Architectural
	RDD Workshop - M&E
	RDD Workshop - Combined Strategy
	RDD Workshop - Equipment

A52756968

RDD Workshops - March/April 2012

Venue/s: **New South Glasgow Hospitals Project Office, Hardgate Road, Govan, G51 4SX**

	Monday	Tuesday	Wednesday	Thursday	Friday
Date	**26/03/2012**	**27/03/2012**	**28/03/2012**	**29/03/2012**	**30/03/2012**
9.00		**RDD Workshop -** Interior Design Group (3) - NCH Strategy			
10.00					
11.00					
12.00					
13.00					
14.00		**RDD Workshop -** Interior Design Group (3) - Desk Strategy Update			
15.00					
16.00					
17.00					
17.30					
Date	**02/04/2012**	**03/04/2012**	**04/04/2012**	**05/04/2012**	**06/04/2012**
9.00		**RDD Workshop -** Landscape - 2nd Courtyards meeting and DCFP		**RDD Workshop -** 1:50 Co-ordinated Ceilings (PG1) - NSGH Critical Care, CCU, AAU, ED (tbc)	Bank Holiday
10.00					
11.00					
12.00					
13.00					
14.00			Adult & Childrens Hospital Design Group	**RDD Workshop -** Access & Maintenance Strategy	Bank Holiday
15.00					
16.00					
17.00					
17.30					

Key	Meeting Type
	Project Design Group Meetings
	Equipment User Group Meeting
	RDD Workshop - Architectural
	RDD Workshop - M&E
	RDD Workshop - Combined Strategy
	RDD Workshop - Equipment

A52756968

RDD Workshops - April 2012

Venue/s: **New South Glasgow Hospitals Project Office, Hardgate Road, Govan, G51 4SX**

	Monday	Tuesday	Wednesday	Thursday	Friday
Date	**09/04/2012**	**10/04/2012**	**11/04/2012**	**12/04/2012**	**13/04/2012**
9.00	Bank Holiday	Design & Healthy Environment Group		**RDD Workshop -** M&E Zone F - Risers M27, M30, M38a	
10.00					
11.00					
12.00					
13.00					
14.00	Bank Holiday				
15.00					
16.00					
17.00					
17.30					
Date	**16/04/2012**	**17/04/2012**	**18/04/2012**	**19/04/2012**	**20/04/2012**
9.00		**RDD Workshop -** Landscape - Arrival Space/Central Park		**RDD Workshop -** M&E Zone F & Zones E, F, H, J (Level 4)	
10.00					
11.00					
12.00					
13.00					
14.00				**RDD Workshop -** M&E Zones E, F, H, J Typical Ward & Cores (Levels 4-11)	
15.00					
16.00					
17.00					
17.30					

Key	Meeting Type
	Project Design Group Meetings
	Equipment User Group Meeting
	RDD Workshop - Architectural
	RDD Workshop - M&E
	RDD Workshop - Combined Strategy
	RDD Workshop - Equipment

A52756968

RDD Workshops - April/May 2012

Venue/s: **New South Glasgow Hospitals Project Office, Hardgate Road, Govan, G51 4SX**

	Monday	Tuesday	Wednesday	Thursday	Friday
Date	**23/04/2012**	**24/04/2012**	**25/04/2012**	**26/04/2012**	**27/04/2012**
9.00		**RDD Workshop -** Interior Design Group (4) - Adult Detail		**RDD Workshop -** M&E Zones E, H - Level 3 Plantroom 31	
10.00					
11.00					
12.00					
13.00					
14.00		**RDD Workshop -** Interior Design Group (4) - Adult Atrium Overview		**RDD Workshop -** M&E Typical Ward - Risers T3, T5, T11, T13, T14	
15.00					
16.00					
17.00					
17.30					
Date	**30/04/2012**	**01/05/2012**	**02/05/2012**	**03/05/2012**	**04/05/2012**
9.00		**RDD Workshop -** Landscape - Childrens Park/A&E		**RDD Workshop -** M&E Zone F - Level 2 Plantroom 22	
10.00					
11.00					
12.00					
13.00					
14.00			Adult & Childrens Hospital Design Group		
15.00					
16.00					
17.00					
17.30					

Key	Meeting Type
	Project Design Group Meetings
	Equipment User Group Meeting
	RDD Workshop - Architectural
	RDD Workshop - M&E
	RDD Workshop - Combined Strategy
	RDD Workshop - Equipment

A52756968

RDD Workshops - May 2012

Venue/s: **New South Glasgow Hospitals Project Office, Hardgate Road, Govan, G51 4SX**

	Monday	Tuesday	Wednesday	Thursday	Friday
Date	**07/05/2012**	**08/05/2012**	**09/05/2012**	**10/05/2012**	**11/05/2012**
9.00	Bank Holiday	Design & Healthy Environment Group			
10.00					
11.00					
12.00					
13.00					
14.00	Bank Holiday				
15.00					
16.00					
17.00					
17.30					
Date	**14/05/2012**	**15/05/2012**	**16/05/2012**	**17/05/2012**	**18/05/2012**
9.00				**RDD Workshop -** M&E Zone J Risers (Levels 0-3)	
10.00					
11.00					
12.00					
13.00					
14.00					
15.00					
16.00					
17.00					
17.30					

Key	Meeting Type
	Project Design Group Meetings
	Equipment User Group Meeting
	RDD Workshop - Architectural
	RDD Workshop - M&E
	RDD Workshop - Combined Strategy
	RDD Workshop - Equipment

RDD Workshops - May/June 2012

Venue/s: **New South Glasgow Hospitals Project Office, Hardgate Road, Govan, G51 4SX**

	Monday	Tuesday	Wednesday	Thursday	Friday
Date	**21/05/2012**	**22/05/2012**	**23/05/2012**	**24/05/2012**	**25/05/2012**
9.00		**RDD Workshop -** Interior Design Group (5) - NCH Detail		**RDD Workshop -** M&E Zone J, Zone K Cores (Levels 4-11)	
10.00					
11.00					
12.00					
13.00					
14.00		**RDD Workshop -** Interior Design Group (5) - NCH Atrium Overview		**RDD Workshop -** M&E Basement Plant	
15.00					
16.00					
17.00					
17.30					
Date	**28/05/2012**	**29/05/2012**	**30/05/2012**	**31/05/2012**	**01/06/2012**
9.00				**RDD Workshop -** M&E Zone K - Levels 4-11 Risers T2, T4, T6, T12, M25	
10.00					
11.00					
12.00					
13.00					
14.00				**RDD Workshop -** M&E Zone K - Levels 4-11 Risers T2, T4, T6, T12, M25	
15.00					
16.00					
17.00					
17.30					

Key	Meeting Type
	Project Design Group Meetings
	Equipment User Group Meeting
	RDD Workshop - Architectural
	RDD Workshop - M&E
	RDD Workshop - Combined Strategy
	RDD Workshop - Equipment

RDD Workshops - June 2012

Venue/s: **New South Glasgow Hospitals Project Office, Hardgate Road, Govan, G51 4SX**

	Monday	Tuesday	Wednesday	Thursday	Friday
Date	**04/06/2012**	**05/06/2012**	**06/06/2012**	**07/06/2012**	**08/06/2012**
9.00	Bank Holiday	Bank Holiday			
10.00					
11.00					
12.00					
13.00					
14.00	Bank Holiday	Bank Holiday	Adult & Childrens Hospital Design Group	**RDD Workshop -** Access & Maintenance Strategy	
15.00					
16.00					
17.00					
17.30					
Date	**11/06/2012**	**12/06/2012**	**13/06/2012**	**14/06/2012**	**15/06/2012**
9.00		Design & Healthy Environment Group		**RDD Workshop -** M&E Zone F - Level 3 Plantroom 32	
10.00					
11.00					
12.00					
13.00					
14.00				**RDD Workshop -** M&E Zone F - Level 3 Plantroom 32	
15.00					
16.00					
17.00					
17.30					

Key	Meeting Type
	Project Design Group Meetings
	Equipment User Group Meeting
	RDD Workshop - Architectural
	RDD Workshop - M&E
	RDD Workshop - Combined Strategy
	RDD Workshop - Equipment

A52756968

RDD Workshops - June 2012

Venue/s: **New South Glasgow Hospitals Project Office, Hardgate Road, Govan, G51 4SX**

	Monday	Tuesday	Wednesday	Thursday	Friday
Date	**18/06/2012**	**19/06/2012**	**20/06/2012**	**21/06/2012**	**22/06/2012**
9.00		**RDD Workshop -** Interior Design Group (6a) - Components			
10.00					
11.00					
12.00					
13.00					
14.00		**RDD Workshop -** Interior Design Group (6b) - Sign-Off			
15.00					
16.00					
17.00					
17.30					
Date	**25/06/2012**	**26/06/2012**	**27/06/2012**	**28/06/2012**	**29/06/2012**
9.00		*moved to 03/07/12*		**RDD Workshop -** M&E Zone J - Level 3 Plantroom 33	
10.00					
11.00					
12.00					
13.00					
14.00		*moved to 03/07/12*		**RDD Workshop -** M&E Zone J - Level 3 Plantroom 33	
15.00					
16.00					
17.00					
17.30					

Key	Meeting Type
	Project Design Group Meetings
	Equipment User Group Meeting
	RDD Workshop - Architectural
	RDD Workshop - M&E
	RDD Workshop - Combined Strategy
	RDD Workshop - Equipment

A52756968

RDD Workshops - July 2012

Venue/s: **New South Glasgow Hospitals Project Office, Hardgate Road, Govan, G51 4SX**

	Monday	Tuesday	Wednesday	Thursday	Friday
Date	02/07/2012	03/07/2012	04/07/2012	05/07/2012	06/07/2012
9.00		* **RDD Workshop -** Interior Design Group (7) - Sanctuaries, Adult Atrium Core & Bridge Link Cladding			
10.00					
11.00					
12.00					
13.00					
14.00		**RDD Workshop -** 1:50 Co-ordinated Ceilings (PG2) - NSGH Theatres, Radiology, Nuc Med, Stroke, MDU, OPD Pre	Adult & Childrens Hospital Design Group		
15.00					
16.00					
17.00					
17.30					
Date	09/07/2012	10/07/2012	11/07/2012	12/07/2012	13/07/2012
9.00		Design & Healthy Environment Group			
10.00					
11.00					
12.00					
13.00					
14.00					
15.00					
16.00					
17.00					
17.30					

Key	Meeting Type
	Project Design Group Meetings
	Equipment User Group Meeting
	RDD Workshop - Architectural
	RDD Workshop - M&E
	RDD Workshop - Combined Strategy
	RDD Workshop - Equipment

* NOTE: 11am start time proposed

RDD Workshops - July 2012

Venue/s: New South Glasgow Hospitals Project Office,
Hardgate Road, Govan, G51 4SX

	Monday	Tuesday	Wednesday	Thursday	Friday
Date	16/07/2012	17/07/2012	18/07/2012	19/07/2012	20/07/2012
9.00		omitted - new date tba			
10.00					
11.00					
12.00					
13.00					
14.00		omitted - new date tba			
15.00					
16.00					
17.00					
17.30					
Date	23/07/2012	24/07/2012	25/07/2012	26/07/2012	27/07/2012
9.00				**RDD Workshop -** M&E Zone C - Risers M33, M22, M36	
10.00					
11.00					
12.00					
13.00					
14.00				**RDD Workshop -** M&E Zone C - Risers M33, M22, M36	
15.00					
16.00					
17.00					
17.30					

Key	Meeting Type
	Project Design Group Meetings
	Equipment User Group Meeting
	RDD Workshop - Architectural
	RDD Workshop - M&E
	RDD Workshop - Combined Strategy
	RDD Workshop - Equipment

A52756968

RDD Workshops - July/August 2012

Venue/s: **New South Glasgow Hospitals Project Office, Hardgate Road, Govan, G51 4SX**

	Monday	Tuesday	Wednesday	Thursday	Friday
Date	**30/07/2012**	**31/07/2012**	**01/08/2012**	**02/08/2012**	**03/08/2012**
9.00					
10.00					
11.00					
12.00					
13.00					
14.00			Adult & Childrens Hospital Design Group	**RDD Workshop -** Access & Maintenance Strategy	
15.00					
16.00					
17.00					
17.30					
Date	**06/08/2012**	**07/08/2012**	**08/08/2012**	**09/08/2012**	**10/08/2012**
9.00	Bank Holiday	**RDD Workshop -** 1:50 Co-ordinated Ceilings (PG3) - NSGH Renal Inpatients, Haem-Onc		**RDD Workshop -** M&E Zone C	
10.00					
11.00					
12.00					
13.00					
14.00	Bank Holiday	**RDD Workshop -** 1:50 Co-ordinated Ceilings (PG3) - NSGH Renal Inpatients, Haem-Onc		**RDD Workshop -** M&E Zone C	
15.00					
16.00					
17.00					
17.30					

Key	Meeting Type
	Project Design Group Meetings
	Equipment User Group Meeting
	RDD Workshop - Architectural
	RDD Workshop - M&E
	RDD Workshop - Combined Strategy
	RDD Workshop - Equipment

A52756968

RDD Workshops - August 2012

Venue/s: **New South Glasgow Hospitals Project Office, Hardgate Road, Govan, G51 4SX**

	Monday	Tuesday	Wednesday	Thursday	Friday
Date	**13/08/2012**	**14/08/2012**	**15/08/2012**	**16/08/2012**	**17/08/2012**
9.00		Design & Healthy Environment Group			
10.00					
11.00					
12.00					
13.00					
14.00		**RDD Workshop -** Interior Design Group (9) - Wayfinding Signage Strategy Overview			
15.00					
16.00					
17.00					
17.30					
Date	**20/08/2012**	**21/08/2012**	**22/08/2012**	**23/08/2012**	**24/08/2012**
9.00		**RDD Workshop -** Landscape - External wayfinding and signage			
10.00					
11.00					
12.00					
13.00					
14.00					
15.00					
16.00					
17.00					
17.30					

Key	Meeting Type
	Project Design Group Meetings
	Equipment User Group Meeting
	RDD Workshop - Architectural
	RDD Workshop - M&E
	RDD Workshop - Combined Strategy
	RDD Workshop - Equipment

A52756968

RDD Workshops - August/September 2012

Venue/s: **New South Glasgow Hospitals Project Office, Hardgate Road, Govan, G51 4SX**

	Monday	Tuesday	Wednesday	Thursday	Friday
Date	**27/08/2012**	**28/08/2012**	**29/08/2012**	**30/08/2012**	**31/08/2012**
9.00	Bank Holiday				
10.00					
11.00					
12.00					
13.00					
14.00	Bank Holiday				
15.00					
16.00					
17.00					
17.30					
Date	**03/09/2012**	**04/09/2012**	**05/09/2012**	**06/09/2012**	**07/09/2012**
9.00		**RDD Workshop -** 1:50 Internal Finishes (PG1) - NSGH Critical Care, CCU, AAU, ED			
10.00					
11.00					
12.00					
13.00					
14.00		**RDD Workshop -** 1:50 Internal Finishes (PG1) - NSGH Critical Care, CCU, AAU, ED	Adult & Childrens Hospital Design Group		
15.00					
16.00					
17.00					
17.30					

Key	Meeting Type
	Project Design Group Meetings
	Equipment User Group Meeting
	RDD Workshop - Architectural
	RDD Workshop - M&E
	RDD Workshop - Combined Strategy
	RDD Workshop - Equipment

A52756968

RDD Workshops - September 2012

Venue/s: **New South Glasgow Hospitals Project Office, Hardgate Road, Govan, G51 4SX**

	Monday	Tuesday	Wednesday	Thursday	Friday
Date	**10/09/2012**	**11/09/2012**	**12/09/2012**	**13/09/2012**	**14/09/2012**
9.00		Design & Healthy Environment Group	**RDD Workshop -** Equipment - Surgeon Panels (9-1pm)	**RDD Workshop -** M&E Zones A, B - Level 4 Plantroom 41	
10.00					
11.00					
12.00					
13.00					
14.00				**RDD Workshop -** M&E Zone C - Level 5 Plantroom 41A	
15.00					
16.00					
17.00					
17.30					
Date	**17/09/2012**	**18/09/2012**	**19/09/2012**	**20/09/2012**	**21/09/2012**
9.00	**RDD Workshop -** Equipment - Theatre Lighting (9-1pm)	**RDD Workshop -** Interior Design Group (10) - Wayfinding Signage Strategy Adult			
10.00					
11.00					
12.00					
13.00					
14.00		**RDD Workshop -** Interior Design Group (10) - Wayfinding Signage Strategy Adult			
15.00					
16.00					
17.00					
17.30					

Key	Meeting Type
	Project Design Group Meetings
	Equipment User Group Meeting
	RDD Workshop - Architectural
	RDD Workshop - M&E
	RDD Workshop - Combined Strategy
	RDD Workshop - Equipment

A52756968

RDD Workshops - September/October 2012

Venue/s: **New South Glasgow Hospitals Project Office, Hardgate Road, Govan, G51 4SX**

	Monday	Tuesday	Wednesday	Thursday	Friday
Date	**24/09/2012**	**25/09/2012**	**26/09/2012**	**27/09/2012**	**28/09/2012**
	9.00	9.00	9.00	9.00	9.00
	10.00	10.00	10.00	10.00	10.00
	11.00	11.00	11.00	11.00	11.00
	12.00	12.00	12.00	12.00	12.00
	13.00	13.00	13.00	13.00	13.00
				RDD Workshop - M&E Zones H, E, J, F Level 12 Plantrooms 121-124	
	14.00	14.00	14.00	14.00	14.00
	15.00	15.00	15.00	15.00	15.00
	16.00	16.00	16.00	16.00	16.00
	17.00	17.00	17.00	17.00	17.00
	17.30	17.30	17.30	17.30	17.30
				RDD Workshop - M&E Zones H, E, J, F Level 12 Plantrooms 121-124	
Date	**01/10/2012**	**02/10/2012**	**03/10/2012**	**04/10/2012**	**05/10/2012**
	9.00	9.00	9.00	9.00	9.00
	10.00	10.00	10.00	10.00	10.00
	11.00	11.00	11.00	11.00	11.00
	12.00	12.00	12.00	12.00	12.00
	13.00	13.00	13.00	13.00	13.00
	14.00	14.00	14.00	14.00	14.00
	15.00	15.00	15.00	15.00	15.00
	16.00	16.00	16.00	16.00	16.00
	17.00	17.00	17.00	17.00	17.00
	17.30	17.30	17.30	17.30	17.30
			Adult & Childrens Hospital Design Group	**RDD Workshop -** Access & Maintenance Strategy	

Key	Meeting Type
	Project Design Group Meetings
	Equipment User Group Meeting
	RDD Workshop - Architectural
	RDD Workshop - M&E
	RDD Workshop - Combined Strategy
	RDD Workshop - Equipment

RDD Workshops - October 2012

Venue/s: **New South Glasgow Hospitals Project Office, Hardgate Road, Govan, G51 4SX**

	Monday	Tuesday	Wednesday	Thursday	Friday
Date	**08/10/2012**	**09/10/2012**	**10/10/2012**	**11/10/2012**	**12/10/2012**
9.00		Design & Healthy Environment Group			
10.00					
11.00					
12.00					
13.00					
14.00					
15.00					
16.00					
17.00					
17.30					
Date	**15/10/2012**	**16/10/2012**	**17/10/2012**	**18/10/2012**	**19/10/2012**
9.00		**RDD Workshop -** 1:50 Internal Finishes (PG2) - NSGH Radiology, Stroke, MDU, OPD Pre			
10.00					
11.00					
12.00					
13.00					
14.00		**RDD Workshop -** 1:50 Internal Finishes (PG2) - NSGH Theatres, Nuclear Medicine			
15.00					
16.00					
17.00					
17.30					

Key	Meeting Type
	Project Design Group Meetings
	Equipment User Group Meeting
	RDD Workshop - Architectural
	RDD Workshop - M&E
	RDD Workshop - Combined Strategy
	RDD Workshop - Equipment

RDD Workshops - October/November 2012

Venue/s: New South Glasgow Hospitals Project Office,
Hardgate Road, Govan, G51 4SX

	Monday	Tuesday	Wednesday	Thursday	Friday
Date	22/10/2012	23/10/2012	24/10/2012	25/10/2012	26/10/2012
9.00		**RDD Workshop -** Interior Design Group (11) - Wayfinding Signage Strategy NCH			
10.00					
11.00					
12.00					
13.00					
14.00		**RDD Workshop -** Interior Design Group (11) - Wayfinding Signage Strategy NCH			
15.00					
16.00					
17.00					
17.30					
Date	29/10/2012	30/10/2012	31/10/2012	01/11/2012	02/11/2012
9.00					
10.00					
11.00					
12.00					
13.00					
14.00				**RDD Workshop -** Access & Maintenance Strategy	
15.00					
16.00					
17.00					
17.30					

Key	Meeting Type
	Project Design Group Meetings
	Equipment User Group Meeting
	RDD Workshop - Architectural
	RDD Workshop - M&E
	RDD Workshop - Combined Strategy
	RDD Workshop - Equipment

A52756968

RDD Workshops - November 2012

Venue/s: **New South Glasgow Hospitals Project Office, Hardgate Road, Govan, G51 4SX**

	Monday	Tuesday	Wednesday	Thursday	Friday
Date	**05/11/2012**	**06/11/2012**	**07/11/2012**	**08/11/2012**	**09/11/2012**
	9.00	9.00	9.00	9.00	9.00
	10.00	10.00	10.00	10.00	10.00
	11.00	11.00	11.00	11.00	11.00
	12.00	12.00	12.00	12.00	12.00
	13.00	13.00	13.00	13.00	13.00
	14.00	14.00	14.00	14.00	14.00
	15.00	15.00	15.00	15.00	15.00
	16.00	16.00	16.00	16.00	16.00
	17.00	17.00	17.00	17.00	17.00
	17.30	17.30	17.30	17.30	17.30
			Adult & Childrens Hospital Design Group		
Date	**12/11/2012**	**13/11/2012**	**14/11/2012**	**15/11/2012**	**16/11/2012**
	9.00	9.00	9.00	9.00	9.00
	10.00	10.00	10.00	10.00	10.00
	11.00	11.00	11.00	11.00	11.00
	12.00	12.00	12.00	12.00	12.00
	13.00	13.00	13.00	13.00	13.00
		Design & Healthy Environment Group		**RDD Workshop -** M&E Plantroom 21	
	14.00	14.00	14.00	14.00	14.00
	15.00	15.00	15.00	15.00	15.00
	16.00	16.00	16.00	16.00	16.00
	17.00	17.00	17.00	17.00	17.00
	17.30	17.30	17.30	17.30	17.30
		RDD Workshop - 1:50 Co-ordinated Ceilings (PG4) - NSGH Typical Ward, NCH Radiology, Theatres		**RDD Workshop -** M&E Plantroom 21	

Key	Meeting Type
	Project Design Group Meetings
	Equipment User Group Meeting
	RDD Workshop - Architectural
	RDD Workshop - M&E
	RDD Workshop - Combined Strategy
	RDD Workshop - Equipment

RDD Workshops - November 2012

Venue/s: New South Glasgow Hospitals Project Office,
Hardgate Road, Govan, G51 4SX

	Monday	Tuesday	Wednesday	Thursday	Friday
Date	19/11/2012	20/11/2012	21/11/2012	22/11/2012	23/11/2012
9.00		RDD Workshop - 1:50 Internal Finishes (PG3) - NSGH Renal Inpatients, Haem-Onc			
10.00					
11.00					
12.00					
13.00					
14.00		RDD Workshop - 1:50 Internal Finishes (PG3) - NSGH Renal Inpatients, Haem-Onc			
15.00					
16.00					
17.00					
17.30					
Date	26/11/2012	27/11/2012	28/11/2012	29/11/2012	30/11/2012
9.00					
10.00					
11.00					
12.00					
13.00					
14.00					
15.00					
16.00					
17.00					
17.30					

Key	Meeting Type
	Project Design Group Meetings
	Equipment User Group Meeting
	RDD Workshop - Architectural
	RDD Workshop - M&E
	RDD Workshop - Combined Strategy
	RDD Workshop - Equipment

A52756968

RDD Workshops - December 2012

Venue/s: New South Glasgow Hospitals Project Office,
Hardgate Road, Govan, G51 4SX

	Monday	Tuesday	Wednesday	Thursday	Friday
Date	03/12/2012	04/12/2012	05/12/2012	06/12/2012	07/12/2012
9.00					
10.00					
11.00					
12.00					
13.00					
14.00			Adult & Childrens Hospital Design Group	**RDD Workshop -** Access & Maintenance Strategy	
15.00					
16.00					
17.00					
17.30					
Date	10/12/2012	11/12/2012	12/12/2012	13/12/2012	14/12/2012
9.00		Design & Healthy Environment Group			
10.00					
11.00					
12.00					
13.00					
14.00					
15.00					
16.00					
17.00					
17.30					

Key	Meeting Type
	Project Design Group Meetings
	Equipment User Group Meeting
	RDD Workshop - Architectural
	RDD Workshop - M&E
	RDD Workshop - Combined Strategy
	RDD Workshop - Equipment

A52756968

RDD Workshops - December 2012

Venue/s: New South Glasgow Hospitals Project Office,
Hardgate Road, Govan, G51 4SX

	Monday	Tuesday	Wednesday	Thursday	Friday
Date	17/12/2012	18/12/2012	19/12/2012	20/12/2012	21/12/2012
9.00					
10.00					
11.00					
12.00					
13.00					
14.00					
15.00					
16.00					
17.00					
17.30					
Date	24/12/2012	25/12/2012	26/12/2012	27/12/2012	28/12/2012
9.00		Bank Holiday	Bank Holiday		
10.00					
11.00					
12.00					
13.00					
14.00		Bank Holiday	Bank Holiday		
15.00					
16.00					
17.00					
17.30					

Key	Meeting Type
	Project Design Group Meetings
	Equipment User Group Meeting
	RDD Workshop - Architectural
	RDD Workshop - M&E
	RDD Workshop - Combined Strategy
	RDD Workshop - Equipment

A52756968

Pre UGM Week	Department	Building	Issue to Board	NHS Review Period	Pre UGM Review Date
1	FM Facilites (Adult & Children's)	Adult&Children's	13/01/2011	17/01/2011 - 19/01/2011	20/01/2011
1	FM Facilites (Adult & Children's)	Adult&Children's	13/01/2011	17/01/2011 - 19/01/2011	20/01/2011
1	Critical Care	Adult	13/01/2011	17/01/2011 - 19/01/2011	20/01/2011
1	Coronary Care Unit	Adult	13/01/2011	17/01/2011 - 19/01/2011	20/01/2011
1	Operating Theatres, AODOS & Recovery	Adult	13/01/2011	17/01/2011 - 19/01/2011	20/01/2011
1	Operating Theatres, AODOS & Recovery	Adult	13/01/2011	17/01/2011 - 19/01/2011	20/01/2011
2	Acute Assessment Unit	Adult	20/01/2011	24/01/2011 - 26/01/2011	27/01/2011
2	Emergency Department	Adult	20/01/2011	24/01/2011 - 26/01/2011	27/01/2011
2	Emergency Department	Children's	20/01/2011	24/01/2011 - 26/01/2011	27/01/2011
2	Observation Ward	Children's	20/01/2011	24/01/2011 - 26/01/2011	27/01/2011
2	Child Protection	Children's	20/01/2011	24/01/2011 - 26/01/2011	27/01/2011
3	Radiology	Adult	27/01/2011	31/01/2011 - 02/02/2011	03/02/2011
3	Radiology	Adult	27/01/2011	31/01/2011 - 02/02/2011	03/02/2011
3	Nuclear Medicine (Adult & Children's)	Adult&Children's	27/01/2011	31/01/2011 - 02/02/2011	03/02/2011
3	Radiology/CT/MRI Suite	Children's	27/01/2011	31/01/2011 - 02/02/2011	03/02/2011
3	Radiology/CT/MRI Suite	Children's	27/01/2011	31/01/2011 - 02/02/2011	03/02/2011
4	Renal Inpatients & Day Unit	Adult	03/02/2011	07/02/2011 - 09/02/2011	10/02/2011
4	Renal Dialysis	Adult	03/02/2011	07/02/2011 - 09/02/2011	10/02/2011
4	Theatres/Endoscopy & Recovery/Day & 23 Hour Unit	Children's	03/02/2011	07/02/2011 - 09/02/2011	10/02/2011
4	Theatres/Endoscopy & Recovery/Day & 23 Hour Unit	Children's	03/02/2011	07/02/2011 - 09/02/2011	10/02/2011
4	Pharmacy Aseptic Suite (Adult & Children's)	Adult&Children's	03/02/2011	07/02/2011 - 09/02/2011	10/02/2011
4	Pharmacy Dispensary (Adult & Children's)	Adult&Children's	03/02/2011	07/02/2011 - 09/02/2011	10/02/2011
5	Main Entrance & Public Areas	Adult	10/02/2011	14/02/2011 - 16/02/2011	17/02/2011
5	Main Entrance & Public Areas	Children's	10/02/2011	14/02/2011 - 16/02/2011	17/02/2011
5	Level 3 - Staff Change/Hotel Services/Staff Accommodation	Adult	10/02/2011	14/02/2011 - 16/02/2011	17/02/2011
5	Admin, Training, Health Records & Staff Facilities	Adult	10/02/2011	14/02/2011 - 16/02/2011	17/02/2011
5	Stroke Ward	Adult	10/02/2011	14/02/2011 - 16/02/2011	17/02/2011
5	MDU/Clinical Investigations Unit	Adult	10/02/2011	14/02/2011 - 16/02/2011	17/02/2011
5	OPD Pre-Assessment Unit	Adult	10/02/2011	14/02/2011 - 16/02/2011	17/02/2011
6	Decontamination Suite		17/02/2011	21/02/2011 - 23/02/2011	24/02/2011
6	Medical Physics & Bio-Engineering		17/02/2011	21/02/2011 - 23/02/2011	24/02/2011
6	Medical Illustration (Adults & Childrens)	Adult&Children's	17/02/2011	21/02/2011 - 23/02/2011	24/02/2011
6	Haemato-Oncology Ward	Adult	17/02/2011	21/02/2011 - 23/02/2011	24/02/2011
6	Dermatology OPD & Ward	Adult	17/02/2011	21/02/2011 - 23/02/2011	24/02/2011
6	Critical Care (PICU)	Children's	17/02/2011	21/02/2011 - 23/02/2011	24/02/2011

Pre UGM Week	Department	Building	Issue to Board	NHS Review Period	Pre UGM Review Date
7	Endoscopy		24/02/2011	28/02/2011 - 02/03/2011	03/03/2011
7	Rehabilitation & Therapies	Adult	24/02/2011	28/02/2011 - 02/03/2011	03/03/2011
7	OPD	Adult	24/02/2011	28/02/2011 - 02/03/2011	03/03/2011
7	OPD	Adult	24/02/2011	28/02/2011 - 02/03/2011	03/03/2011
7	OPD	Adult	24/02/2011	28/02/2011 - 02/03/2011	03/03/2011
7	OPD	Children's	24/02/2011	28/02/2011 - 02/03/2011	03/03/2011
7	OPD	Children's	24/02/2011	28/02/2011 - 02/03/2011	03/03/2011
7	Rehabilitation & Therapies	Children's	24/02/2011	28/02/2011 - 02/03/2011	03/03/2011
7	Rehabilitation & Therapies	Children's	24/02/2011	28/02/2011 - 02/03/2011	03/03/2011
8	Inpatient Wards	Adult	03/03/2011	07/03/2011 - 09/03/2011	10/03/2011
8	Inpatient Wards	Adult	03/03/2011	07/03/2011 - 09/03/2011	10/03/2011
8	Inpatient Wards	Children's	03/03/2011	07/03/2011 - 09/03/2011	10/03/2011
8	Inpatient Wards	Children's	03/03/2011	07/03/2011 - 09/03/2011	10/03/2011
8	Renal Services	Children's	03/03/2011	07/03/2011 - 09/03/2011	10/03/2011
8	Cardiology Ward	Children's	03/03/2011	07/03/2011 - 09/03/2011	10/03/2011
8	Cardiology Testing & Lung Function Suite	Children's	03/03/2011	07/03/2011 - 09/03/2011	10/03/2011
8	Psychiatry / DCFP	Children's	03/03/2011	07/03/2011 - 09/03/2011	10/03/2011
8	Medical Day Unit	Children's	03/03/2011	07/03/2011 - 09/03/2011	10/03/2011
8	Schiehallion Ward & Day Unit	Children's	03/03/2011	07/03/2011 - 09/03/2011	10/03/2011
8	Schiehallion Radiotherapy Treatment Suite	Children's	03/03/2011	07/03/2011 - 09/03/2011	10/03/2011

New South Glasgow Hospitals (NSGH) Project

1:50 Pre-UGM Review Workshops

Workshop: No.1
Subject: FM Facilities, Critical Care, CCU, Operating Theatres, AODOS & Recovery
Location: NHS Board Room, Top Floor SGH Site Offices
Date of Meeting: Thursday 20th January, 2011
Time: 10.00 – 17.00

Meeting Agenda

1.0 RDS Development Process
Review Draft RDS Development Process Document

2.0 Project Standardisation

3.0 Equipment Unions/Assemblies

4.0 RDS Room Type Batches

5.0 Schedule of Room Types & 1:50 Room Type Production Programme

6.0 Sanitary Room Types

7.0 ADB Briefing Code Review

8.0 AOB/Date for next Workshop
Continuation of ADB Briefing Code Review (Batches 2 – 10)

Design User Group Meetings - 1:50 Fully Loaded Stage (Week One)

Venue/s: **New South Glasgow Hospitals Project Office,**
Hardgate Road, Govan, G51 4SX
QMH, Dalnair Street, Glasgow G38SJ.
RHSC, Dalnair Street, Glasgow G38SJ.

Day	1				2				3				4				5			
	Monday				Tuesday				Wednesday				Thursday				Friday			
Date			21/03/2011				22/03/2011				23/03/2011				24/03/2011				25/03/2011	
															Adult				Adult	
	9.00	1	FM Facilites (Adult & Children's)	MP / RP	9.00	1	FM Facilites (Adult & Children's)	MP / RP	9.00		Float		9.00	2	Critical Care	GHa/ CQ	9.00	2	Critical Care	GHa/ CQ
	10.00				10.00				10.00				10.00				10.00			
	11.00				11.00				11.00				11.00				11.00			
	11.30				11.30				11.30				11.30				11.30			
	12.00				12.30				12.30				12.30				12.30			
	13.30		Lunch (30mins)		13.30		Lunch (30mins)		13.00				13.30		Lunch (30mins)		13.30		Lunch (30mins)	
									13.30											
	14.00	1	FM Facilites (Adult & Children's)	MP / RP	14.00	1	FM Facilites (Adult & Children's)	MP / RP	14.30		Float		14.00	2	Critical Care	GHa/ CQ	14.00	3	Coronary Care Unit (CCU)	GHa/ CQ
	15.30				15.30				15.30				15.00				15.00			
	15.30				15.30				15.30				15.30				15.30			
	16.30				16.30				16.30				16.00				16.30			
	17.30				17.30				17.30				17.00				17.30			

Board Group Membership:
Heather Griffin
Mairi Macleod
Frances Wrath
Fiona McCluskey
Karen Connelly
Jackie Stewart

Currie & Brown
David Hall

Brookfield :
tbc

NA Team:
Rowland Phillips (RP)
Sonja Von Maltzhan (SvM)
Graham Harris (GHa)
Carla Queiroz (CQ)
Magda Szczepanska (MS)
Jason Truscott (JT)
Rob Hall (RH)
Rob Powell (RPo)
Tom Pond (TP)
Mark Lloyd (ML)
Matthias Peretz (MP)
Liane Edwards (LE)
Jonathan Hendrick (JH)
Matt Cromack (MC)
Mark Drane (MD)
Andrew Callicott (AC)
Toby Ingle (TI)
Michael Hughes (MH)

Doig & Smith
tbc

ZBP:
tbc

A52756968

Design User Group Meetings - 1:50 Fully Loaded Stage (Week Two)

Venue/s: **New South Glasgow Hospitals Project Office,**
Hardgate Road, Govan, G51 4SX
QMH, Dalnair Street, Glasgow G38SJ.
RHSC, Dalnair Street, Glasgow G38SJ.

Day	6				7				8				9				10			
	Monday				Tuesday				Wednesday				Thursday				Friday			
Date			28/03/2011				29/03/2011				30/03/2011				31/03/2011				01/04/2011	
			Adult				Adult								Adult				Adult	
	9.00	4	Operating Theatres, AODOS & Recovery	RP / SvM	9.00	4	Operating Theatres, AODOS & Recovery	RP / SvM	9.00		Float		9.00	5	Acute Assessment Unit (General)	MC/ AC	9.00	6	Emergency Department	GHa/ CQ
	10.00				10.00				10.00				10.00				10.00			
	11.00				11.00				11.00				11.00				11.00			
	11.30				11.30				11.30				11.30				11.30			
	12.30				12.30				12.30				12.30				12.30			
	13.30		Lunch (30mins)		13.30		Lunch (30mins)		13.30				13.30		Lunch (30mins)		13.30		Lunch (30mins)	
	14.00	4	Operating Theatres, AODOS & Recovery	RP / SvM	14.00	4	Operating Theatres, AODOS & Recovery	RP / SvM	14.00		Float		14.00	5	Acute Assessment Unit (General)	MC/ AC	14.00	6	Emergency Department	GHa/ CQ
	15.00				15.00				15.00				15.00				15.00			
	15.30				15.30				15.30				15.30				15.30			
	16.30				16.30				16.30				16.30				16.30			
	17.30				17.30				17.30				17.30				17.30			

Board Group Membership:
Heather Griffin
Mairi Macleod
Frances Wrath
Fiona McCluskey
Karen Connelly
Jackie Stewart

Brookfield :
tbc

NA Team:
Rowland Phillips (RP)
Sonja Von Maltzhan (SvM)
Graham Harris (GHa)
Carla Queiroz (CQ)
Magda Szczepanska (MS)
Jason Truscott (JT)
Rob Hall (RH)
Rob Powell (RPo)
Tom Pond (TP)
Mark Lloyd (ML)
Liane Edwards (LE)
Matthias Peretz (MP)
Jonathan Hendrick (JH)
Matt Cromack (MC)
Mark Drane (MD)
Andrew Callicott (AC)
Toby Ingle (TI)
Michael Hughes (MH)

Currie & Brown
David Hall

Doig & Smith
tbc

ZBP:
tbc

A52756968

Design User Group Meetings - 1:50 Fully Loaded Stage (Week Three)

Venue/s: **New South Glasgow Hospitals Project Office,**
Hardgate Road, Govan, G51 4SX
QMH, Dalnair Street, Glasgow G38SJ.
RHSC, Dalnair Street, Glasgow G38SJ.

Day	11				12				13				14				15			
	Monday				Tuesday				Wednesday				Thursday				Friday			
Date			04/04/2011				05/04/2011				06/04/2011				07/04/2011				08/04/2011	
	9.00		UGM Meeting Break		9.00		UGM Meeting Break		9.00		UGM Meeting Break		9.00		UGM Meeting Break		9.00		UGM Meeting Break	
	10.00				10.00				10.00				10.00				10.00			
	11.00				11.00				11.00				11.00				11.00			
	11.30				11.30				11.30				11.30				11.30			
	12.00				12.30				12.30				12.30				12.30			
	13.30				13.30				13.00				13.30				13.30			
									13.30											
	14.00		UGM Meeting Break		14.00		UGM Meeting Break		14.30		UGM Meeting Break		14.00		UGM Meeting Break		14.00		UGM Meeting Break	
	15.30				15.30				15.30				15.00				15.00			
	15.30				15.30				15.30				15.30				15.30			
	16.30				16.30				16.30				16.00				16.30			
	17.30				17.30				17.30				17.00				17.30			

Board Group Membership:
Heather Griffin
Mairi Macleod
Frances Wrath
Fiona McCluskey
Karen Connelly
Jackie Stewart

Brookfield :
tbc

NA Team:
Rowland Phillips (RP)
Sonja Von Maltzhan (SvM)
Graham Harris (GHa)
Carla Queiroz (CQ)
Magda Szczepanska (MS)
Jason Truscott (JT)
Rob Hall (RH)
Rob Powell (RPo)
Tom Pond (TP)
Mark Lloyd (ML)
Matthias Peretz (MP)
Liane Edwards (LE)
Jonathan Hendrick (JH)
Matt Cromack (MC)
Mark Drane (MD)
Andrew Callicott (AC)
Toby Ingle (TI)
Michael Hughes (MH)

Currie & Brown
David Hall

Doig & Smith
tbc

ZBP:
tbc

A52756968

Design User Group Meetings - 1:50 Fully Loaded Stage (Week Four)

Venue/s: **New South Glasgow Hospitals Project Office,**
Hardgate Road, Govan, G51 4SX
QMH, Dalnair Street, Glasgow G38SJ.
RHSC, Dalnair Street, Glasgow G38SJ.

Day	16				17				18				19				20			
	Monday				Tuesday				Wednesday				Thursday				Friday			
Date			11/04/2011				12/04/2011				13/04/2011				14/04/2011				15/04/2011	
	9.00		UGM Meeting Break		9.00		UGM Meeting Break		9.00		UGM Meeting Break		9.00		UGM Meeting Break		9.00		UGM Meeting Break	
	10.00				10.00				10.00				10.00				10.00			
	11.00				11.00				11.00				11.00				11.00			
	11.30				11.30				11.30				11.30				11.30			
	12.00				12.30				12.30				12.30				12.30			
	13.30				13.30				13.00				13.30				13.30			
									13.30											
	14.00		UGM Meeting Break		14.00		UGM Meeting Break		14.30		UGM Meeting Break		14.00		UGM Meeting Break		14.00		UGM Meeting Break	
	15.30				15.30				15.30				15.00				15.00			
	15.30				15.30				15.30				15.30				15.30			
	16.30				16.30				16.30				16.00				16.30			
	17.30				17.30				17.30				17.00				17.30			

Board Group Membership:
Heather Griffin
Mairi Macleod
Frances Wrath
Fiona McCluskey
Karen Connelly
Jackie Stewart

Brookfield :
tbc

NA Team:
Rowland Phillips (RP)
Sonja Von Maltzhan (SvM)
Graham Harris (GHa)
Carla Queiroz (CQ)
Magda Szczepanska (MS)
Jason Truscott (JT)
Rob Hall (RH)
Rob Powell (RPo)
Tom Pond (TP)
Mark Lloyd (ML)
Matthias Peretz (MP)
Liane Edwards (LE)
Jonathan Hendrick (JH)
Matt Cromack (MC)
Mark Drane (MD)
Andrew Callicott (AC)
Toby Ingle (TI)
Michael Hughes (MH)

Currie & Brown
David Hall

Doig & Smith
tbc

ZBP:
tbc

A52756968

Design User Group Meetings - 1:50 Fully Loaded Stage (Week Five)

Venue/s: **New South Glasgow Hospitals Project Office,**
Hardgate Road, Govan, G51 4SX
QMH, Dalnair Street, Glasgow G38SJ.
RHSC, Dalnair Street, Glasgow G38SJ.

Day	21				22				23				24				25			
	Monday				Tuesday				Wednesday				Thursday				Friday			
Date			18/04/2011				19/04/2011				20/04/2011				21/04/2011				22/04/2011	
			Children's				Children's													
	9.00	7	Emergency Department	JH / CQ	9.00	7	Observation Ward	JH / CQ	9.00		Float		9.00	9	Nuclear Medicine (Adult & Children's)	RP / SvM	9.00		Bank Holiday	
	10.00				10.00				10.00				10.00				10.00			
	11.00				11.00				11.00				11.00				11.00			
	11.30				11.30				11.30				11.30				11.30			
	12.30				12.30				12.30				12.30				12.30			
	13.30		Lunch (30mins)		13.30		Lunch (30mins)		13.30				13.30		Lunch (30mins)		13.30			
	14.00	7	Emergency Department	JH / CQ	14.00	8	Child Protection	JH / CQ	14.00		Float		14.00	9	Nuclear Medicine (Adult & Children's)	RP / SvM	14.00		Bank Holiday	
	15.00				15.00				15.00				15.00				15.00			
	15.30				15.30				15.30				15.30				15.30			
	16.30				16.30				16.30				16.30				16.30			
	17.30				17.30				17.30				17.30				17.30			

Board Group Membership:
Heather Griffin
Mairi Macleod
Frances Wrath
Fiona McCluskey
Karen Connelly
Jackie Stewart

Currie & Brown
David Hall

Brookfield :
tbc

NA Team:
Rowland Phillips (RP)
Sonja Von Maltzhan (SvM)
Graham Harris (GHa)
Carla Queiroz (CQ)
Magda Szczepanska (MS)
Jason Truscott (JT)
Rob Hall (RH)
Rob Powell (RPo)
Tom Pond (TP)
Mark Lloyd (ML)
Matthias Peretz (MP)
Liane Edwards (LE)
Jonathan Hendrick (JH)
Matt Cromack (MC)
Mark Drane (MD)
Andrew Callicott (AC)
Toby Ingle (TI)
Michael Hughes (MH)

Doig & Smith
tbc

ZBP:
tbc

Design User Group Meetings - 1:50 Fully Loaded Stage (Week Six)

Venue/s: **New South Glasgow Hospitals Project Office,**
Hardgate Road, Govan, G51 4SX
QMH, Dalnair Street, Glasgow G38SJ.
RHSC, Dalnair Street, Glasgow G38SJ.

Day	26				27				28				29				30			
	Monday				Tuesday				Wednesday				Thursday				Friday			
Date			25/04/2011				26/04/2011				27/04/2011				28/04/2011				29/04/2011	
							Adult				Adult									
	9.00		Bank Holiday		9.00	10	Radiology	MC/ AC	9.00	10	Radiology	MC/ AC	9.00		Float		9.00		Bank Holiday	
	10.00				10.00				10.00				10.00				10.00			
	11.00				11.00				11.00				11.00				11.00			
	11.30				11.30				11.30				11.30				11.30			
	12.30				12.30				12.30				12.30				12.30			
	13.30				13.30		Lunch (30mins)		13.30		Lunch (30mins)		13.30				13.30			
	14.00		Bank Holiday		14.00	10	Radiology	MC/ AC	14.00	10	Radiology	MC/ AC	14.00		Float		14.00		Bank Holiday	
	15.00				15.00				15.00				15.00				15.00			
	15.30				15.30				15.30				15.30				15.30			
	16.30				16.30				16.30				16.30				16.30			
	17.30				17.30				17.30				17.30				17.30			

Board Group Membership:
Heather Griffin
Mairi Macleod
Frances Wrath
Fiona McCluskey
Karen Connelly
Jackie Stewart

Brookfield :
tbc

NA Team:
Rowland Phillips (RP)
Sonja Von Maltzhan (SvM)
Graham Harris (GHa)
Carla Queiroz (CQ)
Magda Szczepanska (MS)
Jason Truscott (JT)
Rob Hall (RH)
Rob Powell (RPo)
Tom Pond (TP)
Mark Lloyd (ML)
Matthias Peretz (MP)
Liane Edwards (LE)
Jonathan Hendrick (JH)
Matt Cromack (MC)
Mark Drane (MD)
Andrew Callicott (AC)
Toby Ingle (TI)
Michael Hughes (MH)

Currie & Brown
David Hall

Doig & Smith
tbc

ZBP:
tbc

Design User Group Meetings - 1:50 Fully Loaded Stage (Week Seven)

Venue/s: **New South Glasgow Hospitals Project Office,**
Hardgate Road, Govan, G51 4SX
QMH, Dalnair Street, Glasgow G38SJ.
RHSC, Dalnair Street, Glasgow G38SJ.

Day	31				32				33				34				35			
	Monday				Tuesday				Wednesday				Thursday				Friday			
Date			02/05/2011				03/05/2011				04/05/2011				05/05/2011				06/05/2011	
							Children's				Children's				Children's				Children's	
	9.00		Bank Holiday		9.00	11	Radiology/CT/MRI Suite	MC/ AC	9.00	11	Radiology/CT/MRI Suite	MC/ AC	9.00	12	Theatres/Endoscopy & Recovery/Day & 23 Hour Unit	JH / SvM	9.00	12	Theatres/Endoscopy & Recovery/Day & 23 Hour Unit	JH / SvM
	10.00				10.00				10.00				10.00				10.00			
	11.00				11.00				11.00				11.00				11.00			
	11.30				11.30				11.30				11.30				11.30			
	12.30				12.30				12.30				12.30				12.30			
	13.30				13.30		Lunch (30mins)		13.30		Lunch (30mins)		13.30		Lunch (30mins)		13.30			
	13.00		Bank Holiday		13.00	11	Radiology/CT/MRI Suite	MC/ AC	13.00	11	Radiology/CT/MRI Suite	MC/ AC	13.00	12	Theatres/Endoscopy & Recovery/Day & 23 Hour Unit	JH / SvM	13.00		Float	
	14.00				14.00				14.00				14.00				14.00			
	15.00				15.00				15.00				15.00				15.00			
	15.30				15.30				15.30				15.30				15.30			
	17.00				17.00				17.00				17.00				17.00			

Board Group Membership:
Heather Griffin
Mairi Macleod
Frances Wrath
Fiona McCluskey
Karen Connelly
Jackie Stewart

Currie & Brown
David Hall

Brookfield :
tbc

NA Team:
Rowland Phillips (RP)
Sonja Von Maltzhan (SvM)
Graham Harris (GHa)
Carla Queiroz (CQ)
Magda Szczepanska (MS)
Jason Truscott (JT)
Rob Hall (RH)
Rob Powell (RPo)
Tom Pond (TP)
Mark Lloyd (ML)
Matthias Peretz (MP)
Liane Edwards (LE)
Jonathan Hendrick (JH)
Matt Cromack (MC)
Mark Drane (MD)
Andrew Callicott (AC)
Toby Ingle (TI)
Michael Hughes (MH)

Doig & Smith
tbc

ZBP:
tbc

A52756968

Design User Group Meetings - 1:50 Fully Loaded Stage (Week Eight)

Venue/s: **New South Glasgow Hospitals Project Office,**
Hardgate Road, Govan, G51 4SX
QMH, Dalnair Street, Glasgow G38SJ.
RHSC, Dalnair Street, Glasgow G38SJ.

Day	36				37				38				39				40			
	Monday				Tuesday				Wednesday				Thursday				Friday			
Date			09/05/2011				10/05/2011				11/05/2011				12/05/2011				13/05/2011	
															Adult				Adult	
	9.00	13	Pharmacy Aseptic Suite (Adult & Children's)	MD/ TI	9.00	13	Pharmacy Dispensary (Adult & Children's)	MD/ TI	9.00	14	Medical Illustration (Adults & Childrens)	RP/ MS	9.00	15	Renal Inpatients & Day Unit	MD/ TI	9.00	16	Renal Dialysis	MD/ TI
	10.00				10.00				10.00				10.00				10.00			
	11.00				11.00				11.00				11.00				11.00			
	11.30				11.30				11.30				11.30				11.30			
	12.30				12.30				12.30				12.30				12.30			
	13.30		Lunch (30mins)		13.30				13.30				13.30		Lunch (30mins)		13.30			
	13.00	13	Pharmacy Aseptic Suite (Adult & Children's)	MD/ TI	13.00		Float		13.00		Float		13.00	15	Renal Inpatients & Day Unit	MD/ TI	13.00		Float	
	14.00				14.00				14.00				14.00				14.00			
	15.00				15.00				15.00				15.00				15.00			
	15.30				15.30				15.30				15.30				15.30			
	17.00				17.00				17.00				17.00				17.00			

Board Group Membership:
Heather Griffin
Mairi Macleod
Frances Wrath
Fiona McCluskey
Karen Connelly
Jackie Stewart

Brookfield :
tbc

NA Team:
Rowland Phillips (RP)
Sonja Von Maltzhan (SvM)
Graham Harris (GHa)
Carla Queiroz (CQ)
Magda Szczepanska (MS)
Jason Truscott (JT)
Rob Hall (RH)
Rob Powell (RPo)
Tom Pond (TP)
Mark Lloyd (ML)
Matthias Peretz (MP)
Liane Edwards (LE)
Jonathan Hendrick (JH)
Matt Cromack (MC)
Mark Drane (MD)
Andrew Callicott (AC)
Toby Ingle (TI)
Michael Hughes (MH)

Currie & Brown
David Hall

Doig & Smith
tbc

ZBP:
tbc

Design User Group Meetings - 1:50 Fully Loaded Stage (Week Nine)

Venue/s: **New South Glasgow Hospitals Project Office,**
Hardgate Road, Govan, G51 4SX
QMH, Dalnair Street, Glasgow G38SJ.
RHSC, Dalnair Street, Glasgow G38SJ.

Day	41				42				43				44				45			
	Monday				Tuesday				Wednesday				Thursday				Friday			
Date			16/05/2011				17/05/2011				18/05/2011				19/05/2011				20/05/2011	
			Adult				Adult								Adult				Adult	
	9.00	17	MDU/Clinical Investigations Unit	RP / TP	9.00	19	Stroke Ward	RP / TP	9.00		Float		9.00	20	Main Entrance & Public Areas	GHa/ CQ/RPo	9.00	20	Main Entrance & Public Areas	GHa/ CQ/RPo
	10.00				10.00				10.00				10.00				10.00			
	11.00				11.00				11.00				11.00				11.00			
	11.30				11.30				11.30				11.30				11.30			
	12.30				12.30				12.30				12.30				12.30			
	13.30		Lunch (30mins)		13.30		Lunch (30mins)		13.30				13.30		Lunch (30mins)		13.30			
	13.00	18	OPD Pre-Assessment Unit	RP / TP	13.00	19	Stroke Ward	RP / TP	13.00		Float		13.00	20	Main Entrance & Public Areas	GHa/ CQ/RPo	14.00		Float	
	14.00				14.00				14.00				14.00				15.00			
	15.00				15.00				15.00				15.00				15.30			
	15.30				15.30				15.30				15.30				16.30			
	17.00				17.00				17.00				17.00				17.30			

Board Group Membership:
Heather Griffin
Mairi Macleod
Frances Wrath
Fiona McCluskey
Karen Connelly
Jackie Stewart

Currie & Brown
David Hall

Brookfield :
tbc

NA Team:
Rowland Phillips (RP)
Sonja Von Maltzhan (SvM)
Graham Harris (GHa)
Carla Queiroz (CQ)
Magda Szczepanska (MS)
Jason Truscott (JT)
Rob Hall (RH)
Rob Powell (RPo)
Tom Pond (TP)
Mark Lloyd (ML)
Matthias Peretz (MP)
Liane Edwards (LE)
Jonathan Hendrick (JH)
Matt Cromack (MC)
Mark Drane (MD)
Andrew Callicott (AC)
Toby Ingle (TI)
Michael Hughes (MH)

Doig & Smith
tbc

ZBP:
tbc

Design User Group Meetings - 1:50 Fully Loaded Stage (Week Ten)

Venue/s: **New South Glasgow Hospitals Project Office, Hardgate Road, Govan, G51 4SX**
QMH, Dalnair Street, Glasgow G38SJ.
RHSC, Dalnair Street, Glasgow G38SJ.

Day	46				47				48				49				50			
	Monday				Tuesday				Wednesday				Thursday				Friday			
Date			23/05/2011				24/05/2011				25/05/2011				26/05/2011				27/05/2011	
			Adult				Adult								Adult				Adult	
	9.00	21	Level 3 - Staff Change/Hotel Services/Staff Accommodation	RP / LE	9.00	23	Decontamination Suite	RP/ MS	9.00		Float		9.00	25	Haemato-Oncology Ward	MD / TI	9.00	26	Dermatology OPD & Ward	MC / AC
	10.00				10.00				10.00				10.00				10.00			
	11.00				11.00				11.00				11.00				11.00			
	11.30				11.30				11.30				11.30				11.30			
	12.30				12.30				12.30				12.30				12.30			
	13.30		Lunch (30mins)		13.30		Lunch (30mins)		13.30				13.30				13.30		Lunch (30mins)	
	13.00	22	Admin, Training, Health Records & Staff Facilities	RP / LE	13.00	24	Medical Physics & Bio-Engineering	RP/ MS	14.00		Float		13.00	25	Haemato-Oncology Ward	MD / TI	13.00	26	Dermatology OPD & Ward	MC / AC
	14.00				14.00				15.00				14.00				14.00			
	15.00				15.00				15.30				15.00				15.00			
	15.30				15.30				16.30				15.30				15.30			
	17.00				17.00				17.30				17.00				17.00			

Board Group Membership:
Heather Griffin
Mairi Macleod
Frances Wrath
Fiona McCluskey
Karen Connelly
Jackie Stewart

Brookfield :
tbc

NA Team:
Rowland Phillips (RP)
Sonja Von Maltzhan (SvM)
Graham Harris (GHa)
Carla Queiroz (CQ)
Magda Szczepanska (MS)
Jason Truscott (JT)
Rob Hall (RH)
Rob Powell (RPo)
Tom Pond (TP)
Mark Lloyd (ML)
Matthias Peretz (MP)
Liane Edwards (LE)
Jonathan Hendrick (JH)
Matt Cromack (MC)
Mark Drane (MD)
Andrew Callicott (AC)
Toby Ingle (TI)
Michael Hughes (MH)

Currie & Brown
David Hall

Doig & Smith
tbc

ZBP:
tbc

A52756968

Design User Group Meetings - 1:50 Fully Loaded Stage (Week Eleven)

Venue/s: **New South Glasgow Hospitals Project Office,**
Hardgate Road, Govan, G51 4SX
QMH, Dalnair Street, Glasgow G38SJ.
RHSC, Dalnair Street, Glasgow G38SJ.

Day	51				52				53				54				55			
	Monday				Tuesday				Wednesday				Thursday				Friday			
Date			30/05/2011				31/05/2011				01/06/2011				02/06/2011				03/06/2011	
							Adult								Children's				Children's	
	9.00		Bank Holiday		9.00	27	Rehabilitation & Therapies	MC/ AC	9.00		Float		9.00	28	Critical Care (PICU)	JH / SvM	9.00	29	Medical Day Unit	JT/ SvM
	10.00				10.00				10.00				10.00				10.00			
	11.00				11.00				11.00				11.00				11.00			
	11.30				11.30				11.30				11.30				11.30			
	12.30				12.30				12.30				12.30				12.30			
	13.30				13.30		Lunch (30mins)		13.30				13.30		Lunch (30mins)		13.30			
	13.00		Bank Holiday		13.00	27	Rehabilitation & Therapies	MC/ AC	13.00		Float		13.00	28	Critical Care (PICU)	JH / SvM	13.00		Float	
	14.00				14.00				14.00				14.00				14.00			
	15.00				15.00				15.00				15.00				15.00			
	15.30				15.30				15.30				15.30				15.30			
	17.00				17.00				17.00				17.00				17.00			

Board Group Membership:
Heather Griffin
Mairi Macleod
Frances Wrath
Fiona McCluskey
Karen Connelly
Jackie Stewart

Currie & Brown
David Hall

Brookfield :
tbc

NA Team:
Rowland Phillips (RP)
Sonja Von Maltzhan (SvM)
Graham Harris (GHa)
Carla Queiroz (CQ)
Magda Szczepanska (MS)
Jason Truscott (JT)
Rob Hall (RH)
Rob Powell (RPo)
Tom Pond (TP)
Mark Lloyd (ML)
Matthias Peretz (MP)
Liane Edwards (LE)
Jonathan Hendrick (JH)
Matt Cromack (MC)
Mark Drane (MD)
Andrew Callicott (AC)
Toby Ingle (TI)
Michael Hughes (MH)

Doig & Smith
tbc

ZBP:
tbc

A52756968

Design User Group Meetings - 1:50 Fully Loaded Stage (Week Twelve)

Venue/s: **New South Glasgow Hospitals Project Office,**
Hardgate Road, Govan, G51 4SX
QMH, Dalnair Street, Glasgow G38SJ.
RHSC, Dalnair Street, Glasgow G38SJ.

Day		56				57				58				59				60		
		Monday				Tuesday				Wednesday				Thursday				Friday		
Date			06/06/2011				07/06/2011				08/06/2011				09/06/2011				10/06/2011	
			Children's				Children's				Adult				Children's				Adult	
	9.00	30	Inpatient Wards	RP/ SvM	9.00	30	Inpatient Wards	RP/ SvM	9.00	32	Endoscopy	RP/ SvM	9.00	33	Cardiology Ward	JH / MS	9.00	34	OPD	MC/ AC
	10.00				10.00				10.00				10.00				10.00			
	11.00				11.00				11.00				11.00				11.00			
	11.30				11.30				11.30				11.30				11.30			
	12.30				12.30				12.30				12.30				12.30			
	13.30		Lunch (30mins)		13.30		Lunch (30mins)		13.30				13.30		Lunch (30mins)		13.30		Lunch (30mins)	
	13.00	30	Inpatient Wards	RP/ SvM	13.00	31	Renal Services	RP/ SvM	13.00		Float		13.00	33	Cardiology Testing & Lung Function Suite	JH / MS	13.00	34	OPD	MC/ AC
	14.00				14.00				14.00				14.00				14.00			
	15.00				15.00				15.00				15.00				15.00			
	15.30				15.30				15.30				15.30				15.30			
	17.00				17.00				17.00				17.00				17.00			

Board Group Membership:
Heather Griffin
Mairi Macleod
Frances Wrath
Fiona McCluskey
Karen Connelly
Jackie Stewart

Brookfield :
tbc

NA Team:
Rowland Phillips (RP)
Sonja Von Maltzhan (SvM)
Graham Harris (GHa)
Carla Queiroz (CQ)
Magda Szczepanska (MS)
Jason Truscott (JT)
Rob Hall (RH)
Rob Powell (RPo)
Tom Pond (TP)
Mark Lloyd (ML)
Matthias Peretz (MP)
Liane Edwards (LE)
Jonathan Hendrick (JH)
Matt Cromack (MC)
Mark Drane (MD)
Andrew Callicott (AC)
Toby Ingle (TI)
Michael Hughes (MH)

Currie & Brown
David Hall

Doig & Smith
tbc

ZBP:
tbc

Design User Group Meetings - 1:50 Fully Loaded Stage (Week Thirteen)

Venue/s: **New South Glasgow Hospitals Project Office,**
Hardgate Road, Govan, G51 4SX
QMH, Dalnair Street, Glasgow G38SJ.
RHSC, Dalnair Street, Glasgow G38SJ.

Day	61				62				63				64				65			
	Monday				Tuesday				Wednesday				Thursday				Friday			
Date			13/06/2011				14/06/2011				15/06/2011				16/06/2011				17/06/2011	
			Adult				Adult								Children's				Children's	
	9.00	34	OPD	MC/ AC	9.00	34	OPD	MC/ AC	9.00		Float		9.00	35	OPD	RP/ LE	9.00	35	OPD	RP/ LE
	10.00				10.00				10.00				10.00				10.00			
	11.00				11.00				11.00				11.00				11.00			
	11.30				11.30				11.30				11.30				11.30			
	12.30				12.30				12.30				12.30				12.30			
	13.30		Lunch (30mins)		13.30		Lunch (30mins)		13.30				13.30		Lunch (30mins)		13.30		Lunch (30mins)	
	13.00	34	OPD	MC/ AC	13.00	34	OPD	MC/ AC	13.00		Float		13.00	35	OPD	RP/ LE	13.00	35	OPD	RP/ LE
	14.00				14.00				14.00				14.00				14.00			
	15.00				15.00				15.00				15.00				15.00			
	15.30				15.30				15.30				15.30				15.30			
	17.00				17.00				17.00				17.00				17.00			

Board Group Membership:
Heather Griffin
Mairi Macleod
Frances Wrath
Fiona McCluskey
Karen Connelly
Jackie Stewart

Currie & Brown
David Hall

Brookfield :
tbc

NA Team:
Rowland Phillips (RP)
Sonja Von Maltzhan (SvM)
Graham Harris (GHa)
Carla Queiroz (CQ)
Magda Szczepanska (MS)
Jason Truscott (JT)
Rob Hall (RH)
Rob Powell (RPo)
Tom Pond (TP)
Mark Lloyd (ML)
Matthias Peretz (MP)
Liane Edwards (LE)
Jonathan Hendrick (JH)
Matt Cromack (MC)
Mark Drane (MD)
Andrew Callicott (AC)
Toby Ingle (TI)
Michael Hughes (MH)

Doig & Smith
tbc

ZBP:
tbc

Design User Group Meetings - 1:50 Fully Loaded Stage (Week Fourteen)

Venue/s: **New South Glasgow Hospitals Project Office,**
Hardgate Road, Govan, G51 4SX
QMH, Dalnair Street, Glasgow G38SJ.
RHSC, Dalnair Street, Glasgow G38SJ.

Day	66				67				68				69				70			
	Monday				Tuesday				Wednesday				Thursday				Friday			
Date			20/06/2011				21/06/2011				22/06/2011				23/06/2011				24/06/2011	
			Children's				Children's								Children's				Children's	
	9.00	36	Rehabilitation & Therapies	JT/ SvM	9.00	36	Rehabilitation & Therapies	JT/ SvM	9.00		Float		9.00	37	Schiehallion Ward & Day Unit	JH/ ML	9.00	37	Schiehallion Radiotherapy Treatment Suite	JH/ ML
	10.00				10.00				10.00				10.00				10.00			
	11.00				11.00				11.00				11.00				11.00			
	11.30				11.30				11.30				11.30				11.30			
	12.30				12.30				12.30				12.30				12.30			
	13.30		Lunch (30mins)		13.30				13.30				13.30		Lunch (30mins)		13.30			
	13.00	36	Rehabilitation & Therapies	JT/ SvM	13.00		Float		13.00		Float		13.00	37	Schiehallion Ward & Day Unit	JH/ ML	13.00		Float	
	14.00				14.00				14.00				14.00				14.00			
	15.00				15.00				15.00				15.00				15.00			
	15.30				15.30				15.30				15.30				15.30			
	17.00				17.00				17.00				17.00				17.00			

Board Group Membership:
Heather Griffin
Mairi Macleod
Frances Wrath
Fiona McCluskey
Karen Connelly
Jackie Stewart

Brookfield :
tbc

NA Team:
Rowland Phillips (RP)
Sonja Von Maltzhan (SvM)
Graham Harris (GHa)
Carla Queiroz (CQ)
Magda Szczepanska (MS)
Jason Truscott (JT)
Rob Hall (RH)
Rob Powell (RPo)
Tom Pond (TP)
Mark Lloyd (ML)
Matthias Peretz (MP)
Liane Edwards (LE)
Jonathan Hendrick (JH)
Matt Cromack (MC)
Mark Drane (MD)
Andrew Callicott (AC)
Toby Ingle (TI)
Michael Hughes (MH)

Currie & Brown
David Hall

Doig & Smith
tbc

ZBP:
tbc

Design User Group Meetings - 1:50 Fully Loaded Stage (Week Fifteen)

Venue/s: **New South Glasgow Hospitals Project Office,**
Hardgate Road, Govan, G51 4SX
QMH, Dalnair Street, Glasgow G38SJ.
RHSC, Dalnair Street, Glasgow G38SJ.

Day	71				72				73				74				75			
	Monday				Tuesday				Wednesday				Thursday				Friday			
Date			27/06/2011				28/06/2011				29/06/2011				30/06/2011				01/07/2011	
			Children's				Children's								Adult				Adult	
	9.00	38	Psychiatry / DCFP	JH/ SvM	9.00	39	Main Entrance & Public Areas	GHa/ CQ/RH	9.00		Float		9.00	40	Inpatient Wards	RP / SvM	9.00	40	Inpatient Wards	RP / SvM
	10.00				10.00				10.00				10.00				10.00			
	11.00				11.00				11.00				11.00				11.00			
	11.30				11.30				11.30				11.30				11.30			
	12.30				12.30				12.30				12.30				12.30			
	13.30		Lunch (30mins)		13.30		Lunch (30mins)		13.30				13.30		Lunch (30mins)		13.30		Lunch (30mins)	
	13.00	38	Psychiatry / DCFP	JH/ SvM	13.00	39	Main Entrance & Public Areas	GHa/ CQ/RH	13.00		Float		13.00	40	Inpatient Wards	RP / SvM	13.00	40	Inpatient Wards	RP / SvM
	14.00				14.00				14.00				14.00				14.00			
	15.00				15.00				15.00				15.00				15.00			
	15.30				15.30				15.30				15.30				15.30			
	17.00				17.00				17.00				17.00				17.00			

Board Group Membership:
Heather Griffin
Mairi Macleod
Frances Wrath
Fiona McCluskey
Karen Connelly
Jackie Stewart

Currie & Brown
David Hall

Brookfield :
tbc

NA Team:
Rowland Phillips (RP)
Sonja Von Maltzhan (SvM)
Graham Harris (GHa)
Carla Queiroz (CQ)
Magda Szczepanska (MS)
Jason Truscott (JT)
Rob Hall (RH)
Rob Powell (RPo)
Tom Pond (TP)
Mark Lloyd (ML)
Matthias Peretz (MP)
Liane Edwards (LE)
Jonathan Hendrick (JH)
Matt Cromack (MC)
Mark Drane (MD)
Andrew Callicott (AC)
Toby Ingle (TI)
Michael Hughes (MH)

Doig & Smith
tbc

ZBP:
tbc

A52756968

Design User Group Meetings - 1:50 Fully Loaded Stage (Week Sixteen)

Venue/s: **New South Glasgow Hospitals Project Office,**
Hardgate Road, Govan, G51 4SX
QMH, Dalnair Street, Glasgow G38SJ.
RHSC, Dalnair Street, Glasgow G38SJ.

Day	76	77	78	79	80
	Monday	Tuesday	Wednesday	Thursday	Friday
Date	04/07/2011	05/07/2011	06/07/2011	07/07/2011	08/07/2011
9.00	Additional Sign-Off Meeting (**Board ONLY**)	Additional Sign-Off Meeting (**Board ONLY**)	Additional Sign-Off Meeting (**Board ONLY**)	Additional Sign-Off Meeting (**Board ONLY**)	Additional Sign-Off Meeting (**Board ONLY**)
10.00					
11.00					
11.30					
12.30					
13.30					
13.00	Additional Sign-Off Meeting (**Board ONLY**)	Additional Sign-Off Meeting (**Board ONLY**)	Additional Sign-Off Meeting (**Board ONLY**)	Additional Sign-Off Meeting (**Board ONLY**)	Additional Sign-Off Meeting (**Board ONLY**)
14.00					
15.00					
15.30					
17.00					

Board Group Membership:
Heather Griffin
Mairi Macleod
Frances Wrath
Fiona McCluskey
Karen Connelly
Jackie Stewart

Currie & Brown
David Hall

Brookfield :
tbc

NA Team:
Rowland Phillips (RP)
Sonja Von Maltzhan (SvM)
Graham Harris (GHa)
Carla Queiroz (CQ)
Magda Szczepanska (MS)
Jason Truscott (JT)
Rob Hall (RH)
Rob Powell (RPo)
Tom Pond (TP)
Mark Lloyd (ML)
Matthias Peretz (MP)
Liane Edwards (LE)
Jonathan Hendrick (JH)
Matt Cromack (MC)
Mark Drane (MD)
Andrew Callicott (AC)
Toby Ingle (TI)
Michael Hughes (MH)

Doig & Smith
tbc

ZBP:
tbc

A52756968

David Hall CURRIE & BROWN	1:50 Change Control Tracker - Version 11 GENERAL CORRESPONDEN...	08/07/2011 C & B-GC-000198
Gavin Burnett MULTIPLEX CONSTRUCTION EUROPE	Fwd: 1:50 Change Control Tracker - Version 11 GENERAL CORRESPONDEN...	11/07/2011 BMCE-GC-012470

NHS Greater Glasgow and Clyde

Currie & Brown

MAIL TYPE	MAIL NUMBER	REFERENCE NUMBER
General Correspondence	C & B-GC-000198	C & B-GC-000198

1:50 Change Control Tracker - Version 11

From	Mr David Hall - Currie & Brown
To (3)	Mr Gavin Burnett - Brookfield Multiplex Construction Europe Frances Wrath - Glasgow NHS Board Ms EMMA WHITE - NIGHTINGALE ASSOCIATES
Cc (4)	Mr Ken Hall - Brookfield Multiplex Construction Europe Mr Grant Wallace - Brookfield Multiplex Construction Europe Mrs Heather Griffin - Glasgow NHS Board Ms Mairi Macleod - Glasgow NHS Board
Sent	Friday, 8 July 2011 4:15:41 PM BST (GMT +01:00)
Status	N/A

FILE ATTACHMENTS (1)

File Name
1_50 changes 08 07 11-Issue.xls

ATTRIBUTES

Attribute 1	Stage 3 - Adults New Hospital, Stage 3 - Childrens New Hospital
Attribute 2	095. 1:50 Design NSGH User Group Review

MESSAGE

All,

Please find attached Version 11, dated 08 July 2011, of the UGM Tracker including all meetings and a review meeting held today on NSGH Endoscopy.

[redacted]

As before, this should be read in conjunction with the marked up drawings and is intended to assist the revising of the drawings as well as recording the level of amendment/change,

Regards

David Hall
Director
Currie & Brown UK Limited

Design User Group Meetings 1 - 1:50 Room Type Stage (Week One)

Venue/s: **NHS Contact Centre, 1 Jubilee Court, Hillington Park, Glasgow, Lanarkshire G52 4LB, UK.**

QMH, Dalnair Street, Glasgow G38SJ.
RHSC, Dalnair Street, Glasgow G38SJ.

	1				2				3				4				5			
	Monday				**Tuesday**				**Wednesday**				**Thursday**				**Friday**			
Date			**14/06/2010**				**15/06/2010**				**16/06/2010**				**17/06/2010**				**18/06/2010**	
			Adult				**Children's**								**Adult**				**Children's**	
	9.00	**1**	Inpatient Wards	**RP** / SvM	**9.00**	**14**	Inpatient Wards	**JH** / RP / SvM	**9.00**		Float		**9.00**	**2**	Renal Inpatients & Day Unit	**MD**	**9.00**	**14**	Renal Services	**JH**
	10.00				**10.00**				**10.00**				**10.00**				**10.00**			
	11.00				**11.00**				**11.00**				**11.00**				**11.00**			
	11.30				**11.30**				**11.30**				**11.30**				**11.30**			
	12.00				**12.30**				**12.30**				**12.30**				**12.30**			
	13.30		Lunch (30mins)		**13.30**		Lunch (30mins)		**13.00**				**13.30**		Lunch (30mins)		**13.30**		Lunch (30mins)	
									13.30											
	14.00	**1**	Inpatient Wards	**RP** / SvM	**14.00**	**14**	Inpatient Wards	**JH** / RP / SvM	**14.30**		Float		**14.00**	**2**	Renal Dialysis	**MD**	**14.00**	**14**	Renal Services	**JH**
	15.30				**15.30**				**15.30**				**15.00**				**15.00**			
	15.30				**15.30**				**15.30**				**15.30**				**15.30**			
	16.30		Dermatology	**RP** / SvM	**16.30**				**16.30**				**16.00**				**16.30**			
	17.30				**17.30**				**17.30**				**17.00**				**17.30**			
													18.00							

Board Group Membership:
Heather Griffin
Mairi Macleod
Frances Wrath
Fiona McCluskey
Karen Connelly
Jackie Stewart

Brookfield :
Grant Wallace

NA Team:
Rowland Phillips (RP)
Sonja Von Maltzhan (SvM)
Graham Harris (Gha)
Jonathan Hendrick (JH)
Garry Howard (GHo)
Carla Queiroz (CQ)
Magda Szczepanska (MS)
Matt Cromack (MC)
Mark Drane (MD)
Andrew Callicott (AC)
Toby Ingle (TI)
Michael Hughes (MH)
Matthias Peretz (MP)

Tribal:
George Illiopoulos (GI)
Peter Lillis (PL)

Doig & Smith
Bill McGaugie
David McLeish

ZBP:
tbc

A52756968

Design User Group Meetings 1 - 1:50 Room Type Stage (Week Two)

Venue/s: **NHS Contact Centre, 1 Jubilee Court, Hillington Park, Glasgow, Lanarkshire G52 4LB, UK.**

QMH, Dalnair Street, Glasgow G38SJ.
RHSC, Dalnair Street, Glasgow G38SJ.

			6				7				8				9				10	
			Monday				**Tuesday**				**Wednesday**				**Thursday**				**Friday**	
Date			**21/06/2010**				**22/06/2010**				**23/06/2010**				**24/06/2010**				**25/06/2010**	
			Adult				**Children's**								**Adult**				**Children's**	
	9.00	**3**	Radiology	TS / **RP** / MH	**9.00**	**19**	Radiology/CT/MRI Suite	TS / **RP** / MH	**9.00**		Float		**9.00**	**7**	Critical Care	**GHa**	**9.00**	**21**	Critical Care (PICU)	**JH**
	10.00				**10.00**				**10.00**				**10.00**				**10.00**			
	11.00				**11.00**				**11.00**				**11.00**				**11.00**			
	11.30				**11.30**				**11.30**				**11.30**				**11.30**			
	12.30				**12.30**				**12.30**				**12.30**				**12.30**			
	13.30		Lunch (30mins)		**13.30**		Lunch (30mins)		**13.30**				**13.30**		Lunch (30mins)		**13.30**		Lunch (30mins)	
	14.00	**3**	Radiology	TS / **RP** / MH	**14.00**	**19**	Radiology/CT/MRI Suite	TS / **RP** / MH	**14.00**		Float		**14.00**	**8**	Critical Care	**GHa**	**14.00**	**21**	Critical Care (PICU)	**JH**
	15.00				**15.00**				**15.00**				**15.00**				**15.00**			
	15.30				**15.30**				**15.30**				**15.30**				**15.30**			
	16.30				**16.30**				**16.30**				**16.30**				**16.30**			
	17.30				**17.30**				**17.30**				**17.30**				**17.30**			

Group Membership:
Heather Griffin
Mairi Macleod
Frances Wrath
Fiona McCluskey
Karen Connelly
Jackie Stewart

Brookfield :
Grant Wallace

NA Team:
Rowland Phillips (RP)
Sonja Von Maltzhan (SvM)
Graham Harris (Gha)
Jonathan Hendrick (JH)
Garry Howard (GHo)
Carla Queiroz (CQ)
Magda Szczepanska (MS)
Matt Cromack (MC)
Mark Drane (MD)
Andrew Callicott (AC)
Toby Ingle (TI)
Michael Hughes (MH)
Matthias Peretz (MP)

Tribal:
George Illiopoulos (GI)
Peter Lillis (PL)

Doig & Smith
Bill McGaugie
David McLeish

ZBP:
tbc

A52756968

Design User Group Meetings 1 - 1:50 Room Type Stage (Week Three)

Venue/s: **NHS Contact Centre, 1 Jubilee Court, Hillington Park, Glasgow, Lanarkshire G52 4LB, UK.**

QMH, Dalnair Street, Glasgow G38SJ.
RHSC, Dalnair Street, Glasgow G38SJ.

	11				12				13				14				15			
	Monday				Tuesday				Wednesday				Thursday				Friday			
Date			28/06/2010				29/06/2010				30/06/2010				01/07/2010				02/07/2010	
			Adult				Children's				Adult				Adult				Adult	
	9.00	5	Operating Theatres, AODOS & Recovery	RP / GHo / SvM	9.00	12	Theatres/Endoscopy & Recovery	JH / RP / SvM	9.00	10	Endoscopy	RP / SvM	9.00	4	OPD (Generic)	MC / MD	9.00	4	Ophthalmology	MC/MD
	10.00				10.00				10.00				10.00				10.00		ENT	MC/MD
	11.00				11.00				11.00				11.00				11.00		Orthopaedics	MC/MD
	11.30				11.30				11.30				11.30				11.30		Diabetes	MC/MD
	12.30				12.30				12.30				12.30				12.30		Urology	MC/MD
	13.30		Lunch (30mins)		13.30		Lunch (30mins)		13.30		Lunch (30mins)		13.30		Lunch (30mins)		13.30		Lunch (30mins)	
	14.00	5	Operating Theatres, AODOS & Recovery	RP / GHo / SvM	14.00	12	Theatres/Endoscopy & Recovery	JH / RP / SvM	14.00		Float		14.00	4	OPD (Generic)	MC / MD	14.00	4	Float	
	15.00				15.00				15.00				15.00				15.00			
	15.30				15.30				15.30				15.30				15.30			
	16.30				16.30		Day & 23 Hour Unit / Sleep Studies		16.30				16.30				16.30			
	17.30				17.30				17.30				17.30				17.30			

Group Membership:
Heather Griffin
Mairi Macleod
Frances Wrath
Fiona McCluskey
Karen Connelly
Jackie Stewart

Brookfield :
Grant Wallace

NA Team:
Rowland Phillips (RP)
Sonja Von Maltzhan (SvM)
Graham Harris (Gha)
Jonathan Hendrick (JH)
Garry Howard (GHo)
Carla Queiroz (CQ)
Magda Szczepanska (MS)
Matt Cromack (MC)
Mark Drane (MD)
Andrew Callicott (AC)
Toby Ingle (TI)
Michael Hughes (MH)
Matthias Peretz (MP)

Tribal:
George Illiopoulos (GI)
Peter Lillis (PL)

Doig & Smith
Bill McGaugie
David McLeish

ZBP:
tbc

A52756968

Design User Group Meetings 1 - 1:50 Room Type Stage (Week Four)

Venue/s: **NHS Contact Centre, 1 Jubilee Court, Hillington Park, Glasgow, Lanarkshire G52 4LB, UK.**

QMH, Dalnair Street, Glasgow G38SJ.
RHSC, Dalnair Street, Glasgow G38SJ.

	16				17				18				19				20			
	Monday				Tuesday				Wednesday				Thursday				Friday			
Date			05/07/2010				06/07/2010				07/07/2010				08/07/2010				09/07/2010	
			Children's				Children's								Adult				Children's	
	9.00	17	OPD (Generic)	RP / SvM	9.00	17	OPD (Specialities)	RP / SvM	9.00		Float		9.00	7	Emergency Department (ED)	GHa / CQ	9.00	17	Emergency Department & Transport Base	JH / CQ
	10.00				10.00				10.00				10.00				10.00			
	11.00				11.00				11.00				11.00				11.00			
	11.30				11.30				11.30				11.30				11.30			
	12.30				12.30				12.30				12.30				12.30			
	13.30		Lunch (30mins)		13.30		Lunch (30mins)		13.30		Lunch (30mins)		13.30		Lunch (30mins)		13.30		Lunch (30mins)	
	14.00	17	OPD (Generic)	RP / SvM	14.00	17	Audiology	RP / SvM	14.00		Float		14.00	7	Emergency Department (ED)	GHa / CQ	14.00	17	Observation Ward	JH / CQ
	15.00				15.00				15.00				15.00				15.00			
	15.30				15.30				15.30				15.30				15.30			
	16.30				16.30		Ophthalmology	RP / SvM	16.30				16.30				16.30			
	17.30				17.30				17.30				17.30				17.30			

Group Membership:
Heather Griffin
Mairi Macleod
Frances Wrath
Fiona McCluskey
Karen Connelly
Jackie Stewart

Brookfield :
Grant Wallace

NA Team:
Rowland Phillips (RP)
Sonja Von Maltzhan (SvM)
Graham Harris (Gha)
Jonathan Hendrick (JH)
Garry Howard (GHo)
Carla Queiroz (CQ)
Magda Szczepanska (MS)
Matt Cromack (MC)
Mark Drane (MD)
Andrew Callicott (AC)
Toby Ingle (TI)
Michael Hughes (MH)
Matthias Peretz (MP)

Tribal:
George Illiopoulos (GI)
Peter Lillis (PL)

Doig & Smith
Bill McGaugie
David McLeish

ZBP:
tbc

A52756968

Design User Group Meetings 1 - 1:50 Room Type Stage (Week Five)

Venue/s: **NHS Contact Centre, 1 Jubilee Court, Hillington Park, Glasgow, Lanarkshire G52 4LB, UK.**

QMH, Dalnair Street, Glasgow G38SJ.
RHSC, Dalnair Street, Glasgow G38SJ.

	21				22				23				24				25			
	Monday				Tuesday				Wednesday				Thursday				Friday			
Date			12/07/2010				13/07/2010				14/07/2010				15/07/2010				16/07/2010	
			Adult				Adult													
	9.00	6	Acute Assessment Unit (General)	MC/ AC	9.00	8	Coronary Care Unit (CCU)	MC/ AC	9.00	9	Pharmacy & Aseptic Suite (Adult & Children's)	MD / TI	9.00	11	FM Facilites (Adult & Children's)	RP/ MP	9.00	17	Decontamination	RP / MP
	10.00				10.00				10.00				10.00				10.00			
	11.00				11.00				11.00				11.00				11.00			
	11.30				11.30				11.30				11.30				11.30			
	12.30				12.30				12.30				12.30				12.30			
	13.30		Lunch (30mins)		13.30		Lunch (30mins)		13.30		Lunch (30mins)		13.30		Lunch (30mins)		13.30		Lunch (30mins)	
	13.00	6	Acute Assessment Unit (Sp Clusters)	MC/ AC	13.00	8	Coronary Care Unit (CCU)	MC/ AC	13.00	20	Nuclear Medicine (Adult & Children's)	RP / SvM	13.00	11	FM Facilites (Adult & Children's)	RP/ MP	13.00	17	Float	
	14.00				14.00				14.00				14.00				14.00			
	15.00				15.00				15.00				15.00				15.00			
	15.30				15.30		Cardiology OPD & Rehab	MD / TI	15.30				15.30				15.30			
	17.00				17.00				17.00				17.00				17.00			

Group Membership:
Heather Griffin
Mairi Macleod
Frances Wrath
Fiona McCluskey
Karen Connelly
Jackie Stewart

Brookfield :
Grant Wallace

NA Team:
Rowland Phillips (RP)
Sonja Von Maltzhan (SvM)
Graham Harris (Gha)
Jonathan Hendrick (JH)
Garry Howard (GHo)
Carla Queiroz (CQ)
Magda Szczepanska (MS)
Matt Cromack (MC)
Mark Drane (MD)
Andrew Callicott (AC)
Toby Ingle (TI)
Michael Hughes (MH)
Matthias Peretz (MP)

Tribal:
George Illiopoulos (GI)
Peter Lillis (PL)

Doig & Smith
Bill McGaugie
David McLeish

ZBP:
tbc

A52756968

Design User Group Meetings 2 - 1:50 Room Type Stage (Week One)

Venue/s: **NHS Contact Centre, 1 Jubilee Court, Hillington Park, Glasgow, Lanarkshire G52 4LB, UK.**

QMH, Dalnair Street, Glasgow G38SJ.
RHSC, Dalnair Street, Glasgow G38SJ.

	1				2				3				4				5			
	Monday				**Tuesday**				**Wednesday**				**Thursday**				**Friday**			
Date			**09/08/2010**				**10/08/2010**				**11/08/2010**				**12/08/2010**				**13/08/2010**	
							Adult				**Children's**				**Adult**				**Children's**	
	9.00				**9.00**		Main Entrance & Public Areas **(Round 1)**	**GHa** / CQ	**9.00**		Main Entrance & Public Areas, inc Youth & Family Panel **(Round 1)**	**GHa** / CQ	**9.00**		MDU/Clinical Investigations Unit **(Round 1)**	**RP** / MS	**9.00**		Day Investigation Unit / Medical Day Unit **(Round 1)**	**RP** / MS
	10.00				**10.00**				**10.00**				**10.00**				**10.00**			
	11.00				**11.00**				**11.00**				**11.00**				**11.00**			
	11.30				**11.30**				**11.30**				**11.30**				**11.30**			
	12.00				**12.30**				**12.30**				**12.30**				**12.30**		Lunch (30mins)	
	13.00				**13.00**		Lunch (30mins)		**13.00**				**13.00**				**13.00**			
	13.30				**13.30**				**13.30**				**13.30**				**13.30**		Medical Physics & Bio-Engineering **(Round 1)**	**RP** / MS
	14.00				**14.00**		Main Entrance & Public Areas **(Round 1)**	**GHa** / CQ	**14.30**				**14.00**				**14.00**			
	15.30				**15.30**				**15.30**		Medical Records (Adults & Children) **(Round 1)**	**GHa** / CQ	**15.00**				**15.00**			
	15.30				**15.30**				**15.30**				**15.30**				**15.30**		Child Protection **(Round 1)**	**RP** / MS
	16.30				**16.30**				**16.30**				**16.00**				**16.30**			
	17.30				**17.30**				**17.30**				**17.00**				**17.30**			
													18.00							

Board Group Membership:
Heather Griffin
Mairi Macleod
Frances Wrath
Fiona McCluskey
Karen Connelly
Jackie Stewart

Brookfield :
Grant Wallace

NA Team:
Rowland Phillips (RP)
Sonja Von Maltzhan (SvM)
Graham Harris (Gha)
Jonathan Hendrick (JH)
Garry Howard (GHo)
Carla Queiroz (CQ)
Magda Szczepanska (MS)
Matt Cromack (MC)
Mark Drane (MD)
Andrew Callicott (AC)
Toby Ingle (TI)
Michael Hughes (MH)
Matthias Peretz (MP)

Tribal:
George Illiopoulos (GI)
Peter Lillis (PL)

Doig & Smith
Bill McGaugie
David McLeish

ZBP:
tbc

A52756968

Design User Group Meetings 2 - 1:50 Room Type Stage (Week Two)

Venue/s: **NHS Contact Centre, 1 Jubilee Court, Hillington Park, Glasgow, Lanarkshire G52 4LB, UK.**

QMH, Dalnair Street, Glasgow G38SJ.
RHSC, Dalnair Street, Glasgow G38SJ.

	6				7				8				9				10			
	Monday				**Tuesday**				**Wednesday**				**Thursday**				**Friday**			
Date			**16/08/2010**				**17/08/2010**				**18/08/2010**				**19/08/2010**				**20/08/2010**	
			Adult				**Children's**				**Children's**				**Adult**				**Children's**	
	9.00		Inpatient Wards	**RP** / SvM	**9.00**		Inpatient Wards	**RP** / SvM	**9.00**		Psychiatry / DCFP **(Round 1)**	**JH** / SvM	**9.00**		Renal Inpatients & Day Unit	**MD**	**9.00**		Renal Services	**JH**
	10.00				**10.00**				**10.00**				**10.00**				**10.00**			
	11.00				**11.00**				**11.00**				**11.00**				**11.00**			
	11.30				**11.30**				**11.30**				**11.30**		Renal Dialysis	**MD**	**11.30**			
	12.30				**12.30**				**12.30**				**12.30**				**12.30**			
	13.30		Dermatology Ward	**RP** / SvM	**13.30**		Hospital at Night **(Round 1)**	**JH** / SvM	**13.30**				**13.30**				**13.30**			
	14.00				**14.00**		Schiehallion Ward **(Round 1)**	**JH** / SvM	**14.00**		Schiehallion Radiotherapy Treatment Suite **(Round 1)**	**JH** / SvM	**14.00**		Float		**14.00**		Float	
	15.00				**15.00**				**15.00**				**15.00**				**15.00**			
	15.30		Haemato-Oncology Ward **(Round 1)**	**RP** / SvM	**15.30**				**15.30**				**15.30**				**15.30**			
	16.30				**16.30**				**16.30**				**16.30**				**16.30**			
	17.30				**17.30**				**17.30**				**17.30**				**17.30**			

Group Membership:
Heather Griffin
Mairi Macleod
Frances Wrath
Fiona McCluskey
Karen Connelly
Jackie Stewart

Brookfield :
Grant Wallace

NA Team:
Rowland Phillips (RP)
Sonja Von Maltzhan (SvM)
Graham Harris (Gha)
Jonathan Hendrick (JH)
Garry Howard (GHo)
Carla Queiroz (CQ)
Magda Szczepanska (MS)
Matt Cromack (MC)
Mark Drane (MD)
Andrew Callicott (AC)
Toby Ingle (TI)
Michael Hughes (MH)
Matthias Peretz (MP)

Tribal:
George Illiopoulos (GI)
Peter Lillis (PL)

Doig & Smith
Bill McGaugie
David McLeish

ZBP:
tbc

A52756968

Design User Group Meetings 2 - 1:50 Room Type Stage (Week Three)

Venue/s: **NHS Contact Centre, 1 Jubilee Court, Hillington Park, Glasgow, Lanarkshire G52 4LB, UK.**

QMH, Dalnair Street, Glasgow G38SJ.
RHSC, Dalnair Street, Glasgow G38SJ.

	11				12				13				14				15			
	Monday				**Tuesday**				**Wednesday**				**Thursday**				**Friday**			
Date			**23/08/2010**				**24/08/2010**				**25/08/2010**				**26/08/2010**				**27/08/2010**	
			Adult				**Children's**				**Children's**				**Adult**				**Children's**	
	9.00		Rehabilitation & Therapies **(Round 1)**	**MC** / MD	**9.00**		Rehabilitation & Therapies **(Round 1)**	**GHo** / SvM	**9.00**		Cardiology Ward **(Round 1)**	**JH** / SvM	**9.00**		Critical Care	**GHa** / CQ	**9.00**		Float	
	10.00				**10.00**				**10.00**				**10.00**				**10.00**			
	11.00				**11.00**				**11.00**				**11.00**				**11.00**			
	11.30				**11.30**				**11.30**				**11.30**				**11.30**			
	12.30				**12.30**				**12.30**				**12.30**				**12.30**			
	13.30		Lunch (30mins)		**13.30**		Lunch (30mins)		**13.30**		Cardiology Testing & Lung Function Suite **(Round 1)**	**JH** / SvM	**13.30**		Lunch (30mins)		**13.30**			
	14.00		Rehabilitation & Therapies **(Round 1)**	**MC** / MD	**14.00**		Rehabilitation & Therapies **(Round 1)**	**GHo** / SvM	**14.00**				**14.00**		Critical Care	**GHa** / CQ	**14.00**		Float	
	15.00				**15.00**				**15.00**				**15.00**				**15.00**			
	15.30				**15.30**				**15.30**				**15.30**				**15.30**			
	16.30				**16.30**				**16.30**				**16.30**				**16.30**			
	17.30				**17.30**				**17.30**				**17.30**				**17.30**			

Group Membership:
Heather Griffin
Mairi Macleod
Frances Wrath
Fiona McCluskey
Karen Connelly
Jackie Stewart

Brookfield :
Grant Wallace

NA Team:
Rowland Phillips (RP)
Sonja Von Maltzhan (SvM)
Graham Harris (Gha)
Jonathan Hendrick (JH)
Garry Howard (GHo)
Carla Queiroz (CQ)
Magda Szczepanska (MS)
Matt Cromack (MC)
Mark Drane (MD)
Andrew Callicott (AC)
Toby Ingle (TI)
Michael Hughes (MH)
Matthias Peretz (MP)

Tribal:
George Illiopoulos (GI)
Peter Lillis (PL)

Doig & Smith
Bill McGaugie
David McLeish

ZBP:
tbc

A52756968

Design User Group Meetings 2 - 1:50 Room Type Stage (Week Four)

Venue/s: **NHS Contact Centre, 1 Jubilee Court, Hillington Park, Glasgow, Lanarkshire G52 4LB, UK.**

QMH, Dalnair Street, Glasgow G38SJ.
RHSC, Dalnair Street, Glasgow G38SJ.

	16				17				18				19				20			
	Monday				Tuesday				Wednesday				Thursday				Friday			
Date			30/08/2010				31/08/2010				01/09/2010				02/09/2010				03/09/2010	
			Adult				Children's								Adult				Children's	
	9.00		Radiology	MC / RP	9.00		Radiology/CT/MRI Suite	MC / RP	9.00		Medical Illustration (Adults & Childrens) (Round 1)	RP / SvM	9.00		Operating Theatres, AODOS & Recovery	RP / SvM	9.00		Theatres/Endoscopy & Recovery	JH / RP / SvM
	10.00				10.00				10.00				10.00				10.00			
	11.00				11.00				11.00				11.00				11.00			
	11.30				11.30				12.00				11.30				11.30			
	12.30				12.30				13.00		Nuclear Medicine (Adult & Children's)	RP / SvM	12.30				12.30			
	13.30		Lunch (60mins)		13.30		Lunch (60mins)		13.30				13.30		Lunch (60mins)		13.30		Lunch (60mins)	
	14.00		Radiology	MC / RP	14.00		Radiology/CT/MRI Suite	MC / RP	14.00				14.00		Operating Theatres, AODOS & Recovery	RP / SvM	14.00		Theatres/Endoscopy & Recovery	JH / RP / SvM
	15.00				15.00				15.00				15.00				15.00			
	15.30				15.30				16.00				15.30				15.30			
	16.30				16.30				17.00				16.30				16.30		Day & 23 Hour Unit / Sleep Studies	
	17.30				17.30				17.30				17.30				17.30			

Group Membership:
Heather Griffin
Mairi Macleod
Frances Wrath
Fiona McCluskey
Karen Connelly
Jackie Stewart

Brookfield :
Grant Wallace

NA Team:
Rowland Phillips (RP)
Sonja Von Maltzhan (SvM)
Graham Harris (Gha)
Jonathan Hendrick (JH)
Garry Howard (GHo)
Carla Queiroz (CQ)
Magda Szczepanska (MS)
Matt Cromack (MC)
Mark Drane (MD)
Andrew Callicott (AC)
Toby Ingle (TI)
Michael Hughes (MH)
Matthias Peretz (MP)

Tribal:
George Illiopoulos (GI)
Peter Lillis (PL)

Doig & Smith
Bill McGaugie
David McLeish

ZBP:
tbc

A52756968

Design User Group Meetings 2 - 1:50 Room Type Stage (Week Five)

Venue/s: **NHS Contact Centre, 1 Jubilee Court, Hillington Park, Glasgow, Lanarkshire G52 4LB, UK.**

QMH, Dalnair Street, Glasgow G38SJ.
RHSC, Dalnair Street, Glasgow G38SJ.

	21				22				23				24				25			
	Monday				Tuesday				Wednesday				Thursday				Friday			
Date			06/09/2010				07/09/2010				08/09/2010				09/09/2010				10/09/2010	
			Adult				Children's								Adult				Adult	
	9.00		OPD (Generic)	MC / MD	9.00		OPD (Generic)	RP / SvM	9.00		Critical Care (PICU)	JH	9.00		Acute Assessment Unit (General)	MC/ AC	9.00		Coronary Care Unit (CCU)	MC / TI
	10.00				10.00				10.00				10.00				10.00			
	11.00				11.00				11.00				11.00				11.00			
	11.30				11.30				11.30				11.30				11.30			
	12.30				12.30				12.30				12.30				12.30			
	13.30		Lunch (60mins)		13.30		Lunch (60mins)		13.30				13.30		Lunch (60mins)		13.30		Cardiology OPD & Rehab	MC / TI
	14.00		Ophthalmology	MC/MD	14.00		Audiology	RP / SvM	13.00		Float		14.00		OPD (Specialities)	MC/MD	14.00			
	15.00		ENT	MC/MD	15.00				14.00				15.00				15.00			
	15.30		Orthopaedics	MC/MD	15.30				15.00				15.30				15.30			
	16.30		Diabetes	MC/MD	16.30		Ophthalmology	RP / SvM	15.30				16.30				16.30			
	17.30		Urology	MC/MD	17.30				17.00				17.30				17.30			

Group Membership:
Heather Griffin
Mairi Macleod
Frances Wrath
Fiona McCluskey
Karen Connelly
Jackie Stewart

Brookfield :
Grant Wallace

NA Team:
Rowland Phillips (RP)
Sonja Von Maltzhan (SvM)
Graham Harris (Gha)
Jonathan Hendrick (JH)
Garry Howard (GHo)
Carla Queiroz (CQ)
Magda Szczepanska (MS)
Matt Cromack (MC)
Mark Drane (MD)
Andrew Callicott (AC)
Toby Ingle (TI)
Michael Hughes (MH)
Matthias Peretz (MP)

Tribal:
George Illiopoulos (GI)
Peter Lillis (PL)

Doig & Smith
Bill McGaugie
David McLeish

ZBP:
tbc

A52756968

Design User Group Meetings 2 - 1:50 Room Type Stage (Week Six)

Venue/s: **NHS Contact Centre, 1 Jubilee Court, Hillington Park, Glasgow, Lanarkshire G52 4LB, UK.**

QMH, Dalnair Street, Glasgow G38SJ.
RHSC, Dalnair Street, Glasgow G38SJ.

	26				27				28				29				30			
	Monday				**Tuesday**				**Wednesday**				**Thursday**				**Friday**			
Date			**13/09/2010**				**14/09/2010**				**15/09/2010**				**16/09/2010**				**17/09/2010**	
			Adult				**Children's**												**Adult**	
	9.00		Emergency Department (ED)	**GHa** / CQ	**9.00**		Emergency Department & Chemical Decontamination	**JH** / CQ	**9.00**		Pharmacy Aseptic Suite (Adult & Children's)	**MD** / TI	**9.00**		FM Facilites inc Decontamination (Adult & Children's)	**RP** / MP	**9.00**		Endoscopy	**RP**
	10.00				**10.00**				**10.00**				**10.00**				**10.00**			
	11.00				**11.00**				**11.00**				**11.00**				**11.00**			
	11.30				**11.30**				**11.30**				**11.30**				**11.30**			
	12.30				**12.30**				**12.30**				**12.30**				**12.30**			
	13.30		Lunch (60mins)		**13.30**		Lunch (60mins)		**13.00**		Lunch (60mins)		**13.30**		Lunch (60mins)		**13.30**			
	14.00		Emergency Department (ED)	**GHa** / CQ	**14.00**		Emergency Department & Chemical Decontamination	**JH** / CQ	**14.00**		Pharmacy Dispensary (Adult & Children's)	**MD** / TI	**14.00**		FM Facilites inc Decontamination (Adult & Children's)	**RP** / MP	**14.00**		Float	
	15.00				**15.00**				**15.00**				**15.00**				**15.00**			
	15.30				**15.30**				**15.30**				**15.30**				**15.30**			
	16.30				**16.30**				**16.30**				**16.30**				**16.30**			
	17.30				**17.30**				**17.30**				**17.30**				**17.30**			

Group Membership:
Heather Griffin
Mairi Macleod
Frances Wrath
Fiona McCluskey
Karen Connelly
Jackie Stewart

Brookfield :
Grant Wallace

NA Team:
Rowland Phillips (RP)
Sonja Von Maltzhan (SvM)
Graham Harris (Gha)
Jonathan Hendrick (JH)
Garry Howard (GHo)
Carla Queiroz (CQ)
Magda Szczepanska (MS)
Matt Cromack (MC)
Mark Drane (MD)
Andrew Callicott (AC)
Toby Ingle (TI)
Michael Hughes (MH)
Matthias Peretz (MP)

Tribal:
George Illiopoulos (GI)
Peter Lillis (PL)

Doig & Smith
Bill McGaugie
David McLeish

ZBP:
tbc

A52756968

NSGH 1:50 ROOM TYPE PRODUCTION SCHEDULE Rev06_05/10/2010

BUILDING	DEPARTMENT NAME	FLOOR	1:200 NA Lead/Design Responsibility	1:50 stage NA Lead	1:50 UGM 1 - Issue to NA(LO)	1:50 UGM 1 - Issue to NA(CT) for update	1:50 UGM 1 - Room layouts Issued to board	1:50 UGM 1	UGM 4 Review Sequence	Number of rooms assigned NSGH	Number of rooms assigned NCH	Total per UGM 4 Day
NSGH	2. Stroke Ward	01	Rowland	RP / SvM	21/05/2010	27/05/2010	02/06/2010	14/06/2010	1	8		
NSGH	1. Inpatient Wards (Generic)	03-05		RP / SvM	21/05/2010	27/05/2010	02/06/2010	14/06/2010	1	23		31
NCH	33B. Acute Receiving Unit	02	Jonathan	JH / SvM	24/05/2010	28/05/2010	03/06/2010	15/06/2010	2		1	
NCH	33A. Inpatient Wards (& Renal Services)	03	Jonathan	JH / SvM	24/05/2010	28/05/2010	03/06/2010	15/06/2010	2		7	8
NSGH/NCH	Float			N/A				16/06/2010	3			0
NSGH	4. Renal Dialysis	02&04	Terry & Mark	MD	26/05/2010	01/06/2010	08/06/2010	17/06/2010	4	2		
NSGH	4. Renal Inpatients & Day Unit			MD	26/05/2010	01/06/2010	08/06/2010	17/06/2010	4	19		21
NCH	33C. Renal Dialysis	03	Jonathan	JH	27/05/2010	02/06/2010	10/06/2010	18/06/2010	5			0
NSGH	6. Radiology	00&01	Terry & Matt	TS / RP /MH	28/05/2010	03/06/2010	09/06/2010	21/06/2010	6	44		44
NCH	43. Radiology, & CT/MRI from Theatres Suite?	00&01	Terry & Matt	TS / RP / MH	31/05/2010	07/06/2010	11/06/2010	22/06/2010	7		21	21
NSGH/NCH	Float							23/06/2010	8			0
NSGH	11. Critical Care	01	Graham	GHa	02/06/2010	08/06/2010	14/06/2010	24/06/2010	9	17		17
NCH	45. Critical Care (PICU)	01	Jonathan	JH	03/06/2010	09/06/2010	17/06/2010	25/06/2010	10		14	14
NSGH	8. Operating Theatres AODOS & Recovery	02	Terry	RP / GHo / SvM	04/06/2010	08/06/2010	16/06/2010	28/06/2010	11	30		30
NCH	31.A Day & 23 Hour Unit	01	Jonathan	JH / RP / SvM	07/06/2010	11/06/2010	18/06/2010	29/06/2010	12			
NCH	31B. Theatres, Endoscopy, Recovery. & CT/MRI Suite (to be covered in Radiology)	01	Jonathan	JH / RP / SvM	07/06/2010	11/06/2010	18/06/2010	29/06/2010	12		27	27
NSGH	15. Endoscopy	02	Graham	RP / SvM	08/06/2010	14/06/2010	18/06/2010	30/06/2010	13	6		
NSGH/NCH	Float							30/06/2010	13			6
NSGH	7. OPD (Generic) & Pre Assessment Unit	00&01	Terry & Matt	MC / MD	09/06/2010	10/06/2010	22/06/2010	01/07/2010	14	29		29
NSGH	17. Diabetes	01	Matt	MC/MD	10/06/2010	17/06/2010	23/06/2010	02/07/2010	15	4		
NSGH	20. ENT	01	Matt & Mark	MC/MD	10/06/2010	17/06/2010	23/06/2010	02/07/2010	15	0		
NSGH	21. Ophthalmology	01	Matt & Mark	MC/MD	10/06/2010	17/06/2010	23/06/2010	02/07/2010	15	2		
NSGH	22. Orthopaedics	00	Matt & Mark	MC/MD	10/06/2010	17/06/2010	23/06/2010	02/07/2010	15	1		
NSGH	27B. Dermatology OPD		Matt	MC/MD	10/06/2010	16/06/2010	23/06/2010	02/07/2010	15	6		
NSGH	16. Urology	01	Matt & Graham	MC/MD	10/06/2010	17/06/2010	23/06/2010	02/07/2010	15	0		
NSGH/NCH	Float							02/07/2010	15			13
NCH	40. Outpatients OPD (Generic)	00	Graham & Terry	RP / SvM	10/06/2010	17/06/2010	23/06/2010	05/07/2010	16		?	0
NCH	39. Audiology	00	Jonathan	RP / SvM	14/06/2010	16/06/2010	24/06/2010	06/07/2010	17			
NCH	36. Ophthalmology	00	Graham & Terry	RP / SvM	14/06/2010	16/06/2010	24/06/2010	06/07/2010	17			
NCH	40. Outpatients OPD (Specialities)	00	Graham & Terry	RP / SvM	10/06/2010	16/06/2010	25/06/2010	06/07/2010	17		14	14
NSGH/NCH	Float							07/07/2010	18			0
NSGH	12. Emergency Department (ED)	00	Graham	GHa / CQ	16/06/2010	18/06/2010	29/06/2010	08/07/2010	19	30		30
NCH	34. Emergency Department & Transport Base	00	Jonathan	JH / CQ	17/06/2010	18/06/2010	22/06/2010	09/07/2010	20		18	
NCH	34B. Observation Ward	00	Jonathan	JH / CQ	17/06/2010	23/06/2010	29/06/2010	09/07/2010	20			18
NSGH	9. Acute Assessment Unit (AAU)	00	Terry & Matt	MC/ AC	18/06/2010	24/06/2010	01/07/2010	12/07/2010	21	15		15
NSGH	23. Cardiology OPD & Cardiac Rehabilitation	00	Matt & Mark	MD/ TI	21/06/2010	28/06/2010	01/07/2010	13/07/2010	22	5		
NSGH	13. Coronary Care Unit (CCU)	01	Graham	GHa / RP / CQ	21/06/2010	25/06/2010	01/07/2010	13/07/2010	22	1		6
NSGH/NCH	14. Nuclear Medicine (Adults & Childrens)	01	Graham	RP / SvM	22/06/2010	23/06/2010	02/07/2010	14/07/2010	23	12		
NSGH/NCH	19. Pharmacy & Aseptic Suite (Adults & Childrens)	00	John & Neil	MD	22/06/2010	24/06/2010	06/07/2010	14/07/2010	23	8		20
NSGH/NCH	25. FM Facilities (Adult & Children's)	B1-04		RP/ MP	23/06/2010	23/06/2010	06/07/2010	15/07/2010	24	1	6	7
NSGH	24. Decontamination Suite	02	Garry	RP / MP	24/06/2010	25/06/2010	06/07/2010	16/07/2010	25	1		
NSGH/NCH	Float			N/A	N/A	N/A	N/A	16/07/2010	25			1
NSGH/NCH	Float			N/A	N/A	N/A	N/A	n/a	N/A			
NSGH	5. Main Entrance & Public Areas &Sanctuary			N/A	N/A	N/A	N/A	n/a	N/A			
NCH	35C. Admin, Training, Health Records & Staff Facilities	03	Gary & Anna	N/A	N/A	N/A	N/A	n/a	N/A			
NCH	35B. Sanctuary	00	Anna & Gary	N/A	N/A	N/A	N/A	n/a	N/A			
NCH	35A. Main Entrance & Public Areas	00	Gary & Anna	N/A	N/A	N/A	N/A	n/a	N/A			
NSGH/NCH	38. Medical Records (Adults & Children)	03	Graham	N/A	N/A	N/A	N/A	n/a	N/A			
NSGH	10. MDU/Clinical Investigations Unit	01	Graham	N/A	N/A	N/A	N/A	n/a	N/A			
NSGH/NCH	26. Medical Illustration (Adults & Childrens)	00	Jonathan	N/A	N/A	N/A	N/A	n/a	N/A			
NCH	32. Child Protection	00	Jonathan	N/A	N/A	N/A	N/A	n/a	N/A			
NCH	46. Day Investigation Unit / Medical Day Unit	01	Jonathan	N/A	N/A	N/A	N/A	n/a	N/A			
NSGH	27B. Dermatology Ward			N/A	N/A	N/A	N/A	n/a	N/A			
NSGH	18. Haemato-oncology (Inpatient Ward)	04	Mark	N/A	N/A	N/A	N/A	n/a	N/A			
NCH	33D. Hospital at Night	02	Jonathan	N/A	N/A	N/A	N/A	n/a	N/A			
NCH	37. Schiehallion Ward	02	Jonathan	N/A	N/A	N/A	N/A	n/a	N/A			
NCH	44. Psychiatry / DCFP	04	Matt	N/A	N/A	N/A	N/A	n/a	N/A			
NCH	Schiehallion Radiotherapy Treatment Suite	02	Jonathan	N/A	N/A	N/A	N/A	n/a	N/A			
NSGH/NCH	Float			N/A	N/A	N/A	N/A	n/a	N/A			
NSGH/NCH	Float			N/A	N/A	N/A	N/A	n/a	N/A			
NSGH	3. Rehabilitation (Outpatients)	00	Mark & Terry	N/A	N/A	N/A	N/A	n/a	N/A			
NCH	42. Rehabilitation Suite, Therapies &	00	Terry & Matt	N/A	N/A	N/A	N/A	n/a	N/A			
NCH	29. Cardio/Respiratory Investigation	00	Jonathan	N/A	N/A	N/A	N/A	n/a	N/A			
NCH	Cardiology Testing	00	Jonathan	N/A	N/A	N/A	N/A	n/a	N/A			
NCH	28. Cardiology Ward	01	Jonathan	N/A	N/A	N/A	N/A	n/a	N/A			
NSGH/NCH	41. Medical Physics & Bio-Engineering (Adults & Childrens)	02	Terry & Matt	N/A	N/A	N/A	N/A	n/a	N/A			
NSGH/NCH	Staff Changing			N/A	N/A	N/A	N/A	n/a	N/A			
NSGH/NCH	Sanitary Room			N/A	N/A	N/A	N/A					
										256	108	364

A52756968

NSGH 1:50 ROOM TYPE PRODUCTION SCHEDULE Rev06_05/10/2010

NIGHTINGALE associates

BUILDING	DEPARTMENT NAME	1:50 stage NA Lead	1:50 UGM1 Comments - Issue to NA(CT)	1:50 UGM 2 - Issue to NA(LO)	1:50 UGM 2 - Issue to NA(CT) for update	1:50 UGM 2 - Room layouts Issued to board	1:50 User Group Mtg No 2	UGM 5 Review Sequence	Number of rooms assigned NSGH	Number of rooms assigned NCH	Total per UGM 5 Day	
NSGH	2. Stroke Ward	RP / SvM	16/06/10	21/07/2010	26/07/2010	05/08/2010	16/08/2010	6	8			
NSGH	1. Inpatient Wards (Generic)	RP / SvM	16/06/10	21/07/2010	27/07/2010	04/08/2010	16/08/2010	6	23			
NCH	33B. Acute Receiving Unit	JH / SvM	16/06/10	21/07/2010	27/07/2010	06/08/2010	17/08/2010	7		1		
NCH	33A. Inpatient Wards (& Renal Services)	JH / SvM	16/06/10	21/07/2010	27/07/2010	05/08/2010	17/08/2010	7		7		
NSGH/NCH	Float	N/A		N/A	N/A	N/A	n/a	N/A				
NSGH	4. Renal Dialysis	MD	18/06/10	21/07/2010	23/07/2010	11/08/2010	19/08/2010	9	2			
NSGH	4. Renal Inpatients & Day Unit	MD	18/06/10	21/07/2010	23/07/2010	11/08/2010	19/08/2010	9	19			
NCH	33C. Renal Dialysis	JH	22/06/10	26/07/2010	30/07/2010	11/08/2010	20/08/2010	10				
NSGH	6. Radiology	MC/RP	25/06/10	28/07/2010	29/07/2010	17/08/2010	30/08/2010	16	44		44	
NCH	43. Radiology, & CT/MRI from Theatres Suite?	MC/RP	24/06/10	05/08/2010	09/08/2010	18/08/2010	31/08/2010	17		21	21	
NSGH/NCH	Float			N/A	N/A	N/A	n/a	N/A				
NSGH	11. Critical Care	GHa	25/06/10	23/07/2010	10/08/2010	16/08/2010	26/08/2010	14	17		17	
NCH	45. Critical Care (PICU)	JH	02/07/10	05/08/2010	10/08/2010	17/08/2010	27/08/2010	15		14	14	
NSGH	8. Operating Theatres AODOS & Recovery	RP / JH / SvM	02/07/10	11/08/2010	19/08/2010	20/08/2010	02/09/2010	19	30		30	
NCH	31.A Day & 23 Hour Unit	JH / RP / SvM	09/07/10	12/08/2010	18/08/2010	23/08/2010	03/09/2010	20				
NCH	31B. Theatres, Endoscopy, Recovery. & CT/MRI Suite (to be covered in Radiology)	JH / RP / SvM	09/07/10	13/08/2010	13/08/2010	23/08/2010	03/09/2010	20		27	27	
NSGH	15. Endoscopy	RP / SvM	01/07/10	26/08/2010	01/09/2010	07/09/2010	17/09/2010	30	6			
NSGH/NCH	Float			N/A	N/A	N/A	n/a	N/A				
NSGH	7. OPD (Generic) & Pre Assessment Unit	MC / MD	12/07/10	16/08/2010	19/08/2010	25/08/2010	06/09/2010	21	29			
NSGH	17. Diabetes	MC / MD	12/07/10	16/08/2010	19/08/2010	25/08/2010	06/09/2010	21	4			
NSGH	20. ENT	MC / MD	12/07/10	16/08/2010	19/08/2010	25/08/2010	06/09/2010	21	0			
NSGH	21. Ophthalmology	MC / MD	12/07/10	16/08/2010	19/08/2010	25/08/2010	06/09/2010	21	2			I assume that the
NSGH	22. Orthopaedics	MC / MD	12/07/10	16/08/2010	19/08/2010	25/08/2010	06/09/2010	21	1			
NSGH	27B. Dermatology OPD	MC / MD	12/07/10	16/08/2010	19/08/2010	25/08/2010	06/09/2010	21	6			
NSGH	16. Urology	MC / MD	Not reviewed	13/08/2010	19/08/2010	25/08/2010	06/09/2010	21	0		42	
NSGH/NCH	Float			N/A	N/A	N/A	n/a	N/A				
NCH	40. Outpatients OPD (Generic)	RP / SvM	12/07/10	17/08/2010	19/08/2010	19/08/2010	07/09/2010	22			0	
NCH	39. Audiology	RP / SvM	12/07/10	16/08/2010	20/08/2010	26/08/2010	07/09/2010	22				
NCH	36. Ophthalmology	RP / SvM	12/07/10	16/08/2010	20/08/2010	26/08/2010	07/09/2010	22				
NCH	40. Outpatients OPD (Specialities)	RP / SvM	12/07/10	18/08/2010	19/08/2010	25/08/2010	07/09/2010	N/A				
NSGH/NCH	Float			N/A	N/A	N/A	n/a	N/A				
NSGH	12. Emergency Department (ED)	GHa / CQ	14/07/10	23/08/2010	25/08/2010	31/08/2010	13/09/2010	26	30		30	I assume that the
NCH	34. Emergency Department & Transport Base	JH / CQ	14/07/10	23/08/2010	25/08/2010	02/09/2010	14/09/2010	27		18	18	
NCH	34B. Observation Ward	JH / CQ		23/08/2010	27/08/2010	02/09/2010	14/09/2010	27				
NSGH	9. Acute Assessment Unit (AAU)	MC/ AC	16/07/10	30/07/2010	02/08/2010	20/08/2010	09/09/2010	24	15		15	
NSGH	23. Cardiology OPD & Cardiac Rehabilitation	MD/ TI	20/07/2010	18/08/2010	24/08/2010	01/09/2010	10/09/2010	25	5			
NSGH	13. Coronary Care Unit (CCU)	MC/TI	16/07/2010	18/08/2010	25/08/2010	01/09/2010	10/09/2010	25	1		6	
NSGH/NCH	14. Nuclear Medicine (Adults & Childrens)	RP / SvM		11/08/2010	18/08/2010	20/08/2010	01/09/2010	18	12			
NSGH/NCH	19. Pharmacy & Aseptic Suite (Adults & Childrens)	MD	20/07/10	24/08/2010	30/08/2010	03/09/2010	15/09/2010	28	8		8	
NSGH/NCH	25. FM Facilities (Adult & Children's)	RP/ MP	22/07/2010	25/08/2010	31/08/2010	06/09/2010	16/09/2010	29	1	6		
NSGH	24. Decontamination Suite	RP / MP	22/07/2010	25/08/2010	31/08/2010	06/09/2010	16/09/2010	29	1		8	Either in Medical
NSGH/NCH	Float			N/A	N/A	N/A	n/a	N/A				Part of the NCH
NSGH/NCH	Float			N/A	N/A	N/A	n/a	1			0	Assume in NSGH
NSGH	5. Main Entrance & Public Areas &Sanctuary	GHa / CQ		19/07/2010	21/07/2010	30/07/2010	10/08/2010	2	41		41	Assume in NCH
NCH	35C. Admin, Training, Health Records & Staff Facilities	GHa / CQ		20/07/2010	21/07/2010	30/07/2010	11/08/2010	3		1		
NCH	35B. Sanctuary	GHa / CQ		20/07/2010	21/07/2010	30/07/2010	11/08/2010	3				
NCH	35A. Main Entrance & Public Areas	GHa / CQ		20/07/2010	21/07/2010	30/07/2010	11/08/2010	3		8		
NSGH/NCH	38. Medical Records (Adults & Children)	GHa / CQ		20/07/2010	21/07/2010	02/08/2010	11/08/2010	3	3		11	
NSGH	10. MDU/Clinical Investigations Unit	RP / MS		21/07/2010	21/07/2010	02/08/2010	12/08/2010	4	2		2	
NSGH/NCH	26. Medical Illustration (Adults & Childrens)	RP / SvM		22/07/2010	23/07/2010	03/08/2010	13/08/2010	5	3			
NCH	32. Child Protection	RP / MS		22/07/2010	23/07/2010	03/08/2010	13/08/2010	5		2		
NCH	46. Day Investigation Unit / Medical Day Unit	RP / MS		22/07/2010	23/07/2010	03/08/2010	13/08/2010	5		4	9	
NSGH	27B. Dermatology Ward	RP / SvM		23/07/2010	02/08/2010	05/08/2010	09/09/2010	6	0			
NSGH	18. Haemato-oncology (Inpatient Ward)	RP / SvM		23/07/2010	03/08/2010	05/08/2010	16/08/2010	6	1		5	
NCH	33D. Hospital at Night	JH / SvM		26/07/2010	30/07/2010	05/08/2010	17/08/2010	7				
NCH	37. Schiehallion Ward	JH / SvM		26/07/2010	28/07/2010	09/08/2010	17/08/2010	7		7	8	
NCH	44. Psychiatry / DCFP	JH / SvM		27/07/2010	02/08/2010	05/08/2010	18/08/2010	8		8		
NCH	Schiehallion Radiotherapy Treatment Suite	JH / SvM		26/07/2010	02/08/2010	06/08/2010	18/08/2010	8		7	15	
NSGH/NCH	Float			N/A	N/A	N/A	19/08/2010	9			15	
NSGH/NCH	Float			N/A	N/A	N/A	20/08/2010	10			0	
NSGH	3. Rehabilitation (Outpatients)	MC / MD		29/07/2010	05/08/2010	13/08/2010	23/08/2010	11	19		19	
NCH	42. Rehabilitation Suite, Therapies &	GHo / SvM		03/08/2010	06/08/2010	17/08/2010	24/08/2010	12		12	12	
NCH	29. Cardio/Respiratory Investigation	JH / SvM		03/08/2010	03/08/2010	16/08/2010	25/08/2010	13				
NCH	Cardiology Testing	JH / SvM		03/08/2010	03/08/2010	16/08/2010	25/08/2010	13		3		
NCH	28. Cardiology Ward	JH / SvM		03/08/2010	09/08/2010	16/08/2010	25/08/2010	13			3	
NSGH/NCH	41. Medical Physics & Bio-Engineering (Adults & Childrens)	RP / MS		03/08/2010	16/08/2010	05/08/2010	01/09/2010	18	0		0	
NSGH/NCH	Staff Changing			N/A	N/A	N/A	N/A	23			0	
NSGH/NCH	Sanitary Room			N/A	N/A	N/A	N/A					
									325	146	471	

A52756968

NSGH 1:50 ROOM TYPE PRODUCTION SCHEDULE Rev06_05/10/2010

BUILDING	DEPARTMENT NAME	1:50 UGM 2 - Issue to NA(CT) for update	NA(LO) Check	Issue to NA(CT)	1:50 SIGN OFF - Issue to NA(LO)
NSGH	2. Stroke Ward	23/08/10	22/09/10	23/09/10	28/09/10
NSGH	1. Inpatient Wards (Generic)	23/08/10	23/09/10		
NCH	33B. Acute Receiving Unit	24/08/10	24/09/10	x	27/09/10
NCH	33A. Inpatient Wards (& Renal Services)	24/08/10	29/09/10	30/09/10	04/10/10
NSGH/NCH	Float				
NSGH	4. Renal Dialysis	31/08/10	01/10/10	01/10/10	04/10/10
NSGH	4. Renal Inpatients & Day Unit	31/08/10	30/09/10	01/10/10	
NCH	33C. Renal Dialysis	24/08/10	01/10/10	04/10/10	05/10/10
NSGH	6. Radiology	07/09/10			
NCH	43. Radiology, & CT/MRI from Theatres Suite?	07/09/10			
NSGH/NCH	Float				
NSGH	11. Critical Care	03/09/10			
NCH	45. Critical Care (PICU)	10/09/10	04/10/2010		
NSGH	8. Operating Theatres AODOS & Recovery	10/09/10			
NCH	31.A Day & 23 Hour Unit	10/09/10	04/10/2010		
NCH	31B. Theatres, Endoscopy, Recovery. & CT/MRI Suite (to be covered in Radiology)	10/09/10			
NSGH	15. Endoscopy	20/09/10			
NSGH/NCH	Float				
NSGH	7. OPD (Generic) & Pre Assessment Unit	14/09/10			
NSGH	17. Diabetes	15/09/10			
NSGH	20. ENT				
NSGH	21. Ophthalmology	14/09/10			
NSGH	22. Orthopaedics	15/09/10			
NSGH	27B. Dermatology OPD	22/09/10			
NSGH	16. Urology	14/09/10			
NSGH/NCH	Float				
NCH	40. Outpatients OPD (Generic)	07/09/10			
NCH	39. Audiology	07/09/10			
NCH	**36. Ophthalmology**				
NCH	40. Outpatients OPD (Specialities)	07/09/10			
NSGH/NCH	Float				
NSGH	12. Emergency Department (ED)	15/09/10			
NCH	34. Emergency Department & Transport Base	15/09/10			
NCH	**34B. Observation Ward**				
NSGH	9. Acute Assessment Unit (AAU)	15/09/10			
NSGH	23. Cardiology OPD & Cardiac Rehabilitation	15/09/10			
NSGH	13. Coronary Care Unit (CCU)	15/09/10			
NSGH/NCH	14. Nuclear Medicine (Adults & Childrens)	03/09/10	05/10/2010		
NSGH/NCH	19. Pharmacy & Aseptic Suite (Adults & Childrens)	17/09/10			
NSGH/NCH	25. FM Facilities (Adult & Children's)	20/09/10			
NSGH	24. Decontamination Suite	20/09/10			
NSGH/NCH	Float	Main Entrance Meeting			
NSGH/NCH	Float	Inpatients			
NSGH	5. Main Entrance & Public Areas &Sanctuary	18/08/10	23/09/10	28/09/10	01/10/2010 04/10/2010
NCH	35C. Admin, Training, Health Records & Staff Facilities				
NCH	35B. Sanctuary	18/08/10	17/09/10	23/09/10	28/09/10
NCH	35A. Main Entrance & Public Areas	18/08/10	23/09/10	29/09/10	01/10/10
NSGH/NCH	38. Medical Records (Adults & Children)	24/08/10	22/09/10	22/09/10	30/09/10
NSGH	10. MDU/Clinical Investigations Unit	23/08/10	17/09/10	22/09/10	28/09/10
NSGH/NCH	26. Medical Illustration (Adults & Childrens)	03/09/10	17/09/10	23/09/10	30/09/10
NCH	32. Child Protection	23/08/10	17/09/10	22/09/10	28/09/10
NCH	46. Day Investigation Unit / Medical Day Unit	23/08/10	20/09/10	23/09/10	
NSGH	27B. Dermatology Ward	22/09/10			
NSGH	18. Haemato-oncology (Inpatient Ward)	23/08/10	22/09/10	23/09/10	
NCH	33D. Hospital at Night	24/08/10			
NCH	37. Schiehallion Ward	24/08/10	23/09/10	29/09/10	01/10/10
NCH	44. Psychiatry / DCFP	24/08/10			
NCH	Schiehallion Radiotherapy Treatment Suite	24/08/10	23/09/10	30/09/10	01/10/10
NSGH/NCH	Float				
NSGH/NCH	Float				
NSGH	3. Rehabilitation (Outpatients)	03/09/10			
NCH	42. Rehabilitation Suite, Therapies &	03/09/10			
NCH	29. Cardio/Respiratory Investigation	31/08/10			
NCH	Cardiology Testing	31/08/10			
NCH	28. Cardiology Ward	31/08/10	23/09/10	24/09/10	27/09/10
NSGH/NCH	41. Medical Physics & Bio-Engineering (Adults & Childrens)	23/08/10			
NSGH/NCH	**Staff Changing**			22/09/10	04/10/10
NSGH/NCH	**Sanitary Room**		27/09/10	28/09/10	

A52756968

1	Inpatient Wards (Generic)
2	Stroke Ward
3	Rehabilitation (Outpatients)
4	Renal Dialysis
4	Renal Inpatients & Day Unit
5	Main Entrance & Public Areas &Sanctuary
6	Radiology
7	OPD (Generic) & Pre Assessment Unit
8	Operating Theatres AODOS & Recovery
9	Acute Assessment Unit (AAU)
10	MDU/Clinical Investigations Unit
11	Critical Care
12	Emergency Department (ED)
13	Coronary Care Unit (CCU)
14	Nuclear Medicine (Adults & Childrens)
15	Endoscopy
16	Urology
17	Diabetes
18	Haemato-oncology (Inpatient Ward)
19	Pharmacy & Aseptic Suite (Adults & Childrens)
20	ENT
21	Ophthalmology
22	Orthopaedics
23	Cardiology OPD & Cardiac Rehabilitation
	Cardiology Testing
24	Decontamination Suite
25	FM Facilities (Adult & Children's)
26	Medical Illustration (Adults & Childrens)
28	Cardiology Ward
29	Cardio/Respiratory Investigation Lung
32	Child Protection
34	Emergency Department & Transport Base

36	Ophthalmology
37	Schiehallion Ward
38	Medical Records (Adults & Children)
39	Audiology
40	Outpatients OPD (Generic)
40	Outpatients OPD (Specialities)
41	Medical Physics & Bio-Engineering
42	Rehabilitation Suite, Therapies & Special Feeds
43	Radiology, & CT/MRI from Theatres Suite?
44	Psychiatry / DCFP
45	Critical Care (PICU)
46	Day Investigation Unit / Medical Day Unit
27B	Dermatology OPD
27B	Dermatology Ward
31A	Day & 23 Hour Unit
31B	Theatres, Endoscopy, Recovery. & CT/MRI Suite
33A	Inpatient Wards (& Renal Services)
33B	Acute Receiving Unit
33C	Renal Dialysis
33D	Hospital at Night
34B	Observation Ward
35A	Main Entrance & Public Areas
35B	Sanctuary
35C	Admin, Training, Health Records & Staff Facilities
	Schiehallion Radiotherapy Treatment Suite
	Staff Changing
	Sanitary Room

1	Inpatient Wards (Generic)
2	Stroke Ward
3	Rehabilitation (Outpatients)
4	Renal Dialysis
4	Renal Inpatients & Day Unit
5	Main Entrance & Public Areas &Sanctuary
6	Radiology
7	OPD (Generic) & Pre Assessment Unit
8	Operating Theatres AODOS & Recovery
9	Acute Assessment Unit (AAU)
10	MDU/Clinical Investigations Unit
11	Critical Care
12	Emergency Department (ED)
13	Coronary Care Unit (CCU)
14	Nuclear Medicine (Adults & Childrens)
15	Endoscopy
16	Urology
17	Diabetes
18	Haemato-oncology (Inpatient Ward)
19	Pharmacy & Aseptic Suite (Adults & Childrens)
20	ENT
21	Ophthalmology
22	Orthopaedics
23	Cardiology OPD & Cardiac Rehabilitation
	Cardiology Testing
24	Decontamination Suite
25	FM Facilities (Adult & Children's)
26	Medical Illustration (Adults & Childrens)
28	Cardiology Ward
29	Cardio/Respiratory Investigation Lung
32	Child Protection
34	Emergency Department & Transport Base
36	Ophthalmology
37	Schiehallion Ward
38	Medical Records (Adults & Children)
39	Audiology
40	Outpatients OPD (Generic)
40	Outpatients OPD (Specialities)
41	Medical Physics & Bio-Engineering
42	Rehabilitation Suite, Therapies & Special Feeds
43	Radiology, & CT/MRI from Theatres Suite?
44	Psychiatry / DCFP
45	Critical Care (PICU)
46	Day Investigation Unit / Medical Day Unit
27B	Dermatology OPD
27B	Dermatology Ward
31A	Day & 23 Hour Unit
31B	Theatres, Endoscopy, Recovery. & CT/MRI Suite
33A	Inpatient Wards (& Renal Services)
33B	Acute Receiving Unit
33C	Renal Dialysis
33D	Hospital at Night
34B	Observation Ward
35A	Main Entrance & Public Areas
35B	Sanctuary
35C	Admin, Training, Health Records & Staff Facilities
	Schiehallion Radiotherapy Treatment Suite
	Staff Changing
	Sanitary Room

1	Inpatient Wards (Generic)
2	Stroke Ward
3	Rehabilitation (Outpatients)
4	Renal Dialysis
4	Renal Inpatients & Day Unit
5	Main Entrance & Public Areas &Sanctuary
6	Radiology
7	OPD (Generic) & Pre Assessment Unit
8	Operating Theatres AODOS & Recovery
9	Acute Assessment Unit (AAU)
10	MDU/Clinical Investigations Unit
11	Critical Care
12	Emergency Department (ED)
13	Coronary Care Unit (CCU)
14	Nuclear Medicine (Adults & Childrens)
15	Endoscopy
16	Urology
17	Diabetes
18	Haemato-oncology (Inpatient Ward)
19	Pharmacy & Aseptic Suite (Adults & Childrens)
20	ENT
21	Ophthalmology
22	Orthopaedics
23	Cardiology OPD & Cardiac Rehabilitation
	Cardiology Testing
24	Decontamination Suite
25	FM Facilities (Adult & Children's)
26	Medical Illustration (Adults & Childrens)
28	Cardiology Ward
29	Cardio/Respiratory Investigation Lung
32	Child Protection
34	Emergency Department & Transport Base
36	Ophthalmology
37	Schiehallion Ward
38	Medical Records (Adults & Children)
39	Audiology
40	Outpatients OPD (Generic)
40	Outpatients OPD (Specialities)
41	Medical Physics & Bio-Engineering
42	Rehabilitation Suite, Therapies & Special Feeds
43	Radiology, & CT/MRI from Theatres Suite?
44	Psychiatry / DCFP
45	Critical Care (PICU)
46	Day Investigation Unit / Medical Day Unit
27B	Dermatology OPD
27B	Dermatology Ward
31A	Day & 23 Hour Unit
31B	Theatres, Endoscopy, Recovery. & CT/MRI Suite
33A	Inpatient Wards (& Renal Services)
33B	Acute Receiving Unit
33C	Renal Dialysis
33D	Hospital at Night
34B	Observation Ward
35A	Main Entrance & Public Areas
35B	Sanctuary
35C	Admin, Training, Health Records & Staff Facilities
	Schiehallion Radiotherapy Treatment Suite
	Staff Changing
	Sanitary Room

1	Inpatient Wards (Generic)
2	Stroke Ward
3	Rehabilitation (Outpatients)
4	Renal Dialysis
4	Renal Inpatients & Day Unit
5	Main Entrance & Public Areas &Sanctuary
6	Radiology
7	OPD (Generic) & Pre Assessment Unit
8	Operating Theatres AODOS & Recovery
9	Acute Assessment Unit (AAU)
10	MDU/Clinical Investigations Unit
11	Critical Care
12	Emergency Department (ED)
13	Coronary Care Unit (CCU)
14	Nuclear Medicine (Adults & Childrens)
15	Endoscopy
16	Urology
17	Diabetes
18	Haemato-oncology (Inpatient Ward)
19	Pharmacy & Aseptic Suite (Adults & Childrens)
20	ENT
21	Ophthalmology
22	Orthopaedics
23	Cardiology OPD & Cardiac Rehabilitation
24	Decontamination Suite
25	FM Facilities (Adult & Children's)
26	Medical Illustration (Adults & Childrens)
27B	Dermatology OPD
27B	Dermatology Ward
28	Cardiology Ward
29	Cardio/Respiratory Investigation Lung
	Cardiology Testing
31A	Day & 23 Hour Unit
31B	Theatres, Endoscopy, Recovery. & CT/MRI Suite
32	Child Protection
33A	Inpatient Wards (& Renal Services)
33B	Acute Receiving Unit
33C	Renal Dialysis
33D	Hospital at Night
34	Emergency Department & Transport Base
34B	Observation Ward
35A	Main Entrance & Public Areas
35B	Sanctuary
35C	Admin, Training, Health Records & Staff Facilities
36	Ophthalmology
37	Schiehallion Ward
38	Medical Records (Adults & Children)
39	Audiology
40	Outpatients OPD (Generic)
40	Outpatients OPD (Specialities)
41	Medical Physics & Bio-Engineering
42	Rehabilitation Suite, Therapies & Special Feeds
43	Radiology, & CT/MRI from Theatres Suite?
44	Psychiatry / DCFP
45	Critical Care (PICU)
46	Day Investigation Unit / Medical Day Unit
	Schiehallion Radiotherapy Treatment Suite
	Staff Changing
	Sanitary Room

NIGHTINGALE associates



New South Glasgow Hospitals Project

1:50 Protocol Document

02	28/02/11	NHS / NA / BCL agreed comments added	[redacted]	
01	14/01/11	BCL and Hospital Design Group review comments added.	[redacted]	
00	10/01/11	Draft issue for Hospital Design Group Review	[redacted]	
Rev	Issue Date	Revision Note	By	Chk

A52756968

New South Glasgow Hospitals (NSGH) Project

Reference Documents

This should be read in conjunction with the following documents;

1. NA-SH-010_rev05_NSGH 1-50 UGM Tracking Schedule&Programme_07-01-2011
2. NSGH&NCH 1-50 User Group Meetings Timetable rev04_07-01-2011.xls
3. Fully Loaded Pre-UGM dates_rev 02.xls
4. NSGH_Pre-UGM Activity Chart.xls
5. NA-SH-400-101_Assigned Room Types Schedule_101118 (Board Comments 110107).xls
6. 101018_NSGHP Standardisation Document.xls
7. 1:200 & 1:50 Design Process (Design Acceptance Procedure Document)
8. 1:50 Change Control Schedule
9. 1:50 Room Elevation Schedule

In addition, reference will be required during the Pre-UGM Reviews to the following;

1. 1:50 Room Type Drawings (Appendix K stamped/signed set)
2. 1:200 Department Plans (Appendix K stamped/signed set)
3. Equipment Union Schedule
   NA-SH-400-002
4. Codebook Equipment Library
   NA-SH-400-001
5. Standard Fixing Height Drawings
   NA-xx-xx-SC-400-001
   NA-xx-xx-SC-400-002
6. Equipment List (Appendix K version)

NHS Greater Glasgow and Clyde

Brookfield

1:50 Department Design Stage

Current Status

All 1:50 Room Types were reviewed in Clinical User Meetings and the drawings were updated and issued for FBC/Appendix K. The NSGH Board have signed-off each Room Type with an agreed Drawing Status (A, B, C, D). The required amendments have been incorporated and Room Templates created and added to the NSGH Project Codebook Database. The Room Templates are currently being copied to the multiple locations that they occur in the building based on revision 01 of the Assigned Room Type Schedule (NA-SH-400-101), and adjustments are being made to take into account the different room specific characteristics. Fully loaded 1:50 Department Drawings are being produced in the sequence indicated on the latest version of the 1:50 UGM Tracking Schedule & Programme (NA-SH-010). Elevations for all key rooms as identified in the room elevation schedule(item 9 reference document) are to be available for UGMs and sign off will be subject to the provision of this information. The elevations will detail group 1 and 2 equipment and their service outlets plus the services for other equipment that the board have identified. Group 3 equipment can be shown indicatively to size and load as advised by the board. Where elevations in rooms as identified above are not available for sign off of the plan they will be subject to subsequent provision of elevations. As no reflected ceiling plans are to be provided at this stage, any change required by the development to the ceiling plans will be considered to be design development rather than change unless any proposed change by the users results in increased quantum of ceiling mounted equipment or service. The NHS are to provide a zone (depicted on the 1:50 loaded drawings) within which clinical equipment is to be provided. Movement of the equipment outwith the zone is agreed as a change.

An updated Equipment List reflecting the amended room templates is currently being generated and will be issued week commencing 7th February 2011. This will provide a more accurate baseline from which to measure any change resulting from the Pre-User Group process.

Programme ref NA (insert doc num) Checking / sign off Programme

The preparation for the first departments commenced at the end of 2010. From January 2011 the main 28xweek 1:50 Programme commences with a 2xweek drawing production/preparatory period prior to the start of the 8xweek pre-user group meeting review period. All fully loaded 1:50 Department Drawings will be reviewed in this period.

There is then a provision of 2xweeks to allow all equipment related comments to be incorporated in the drawings/Database prior to the production of an updated Project Equipment List. This will allow an equipment cost check to take place before the UGMs which represents the agreed design development of the Project Equipment.

The User Group Meeting Review will then commence and all departments will be agreed and signed-off during the agreed 16xweek period.

NHS Greater Glasgow and Clyde

Brookfield

Overall Timeline:

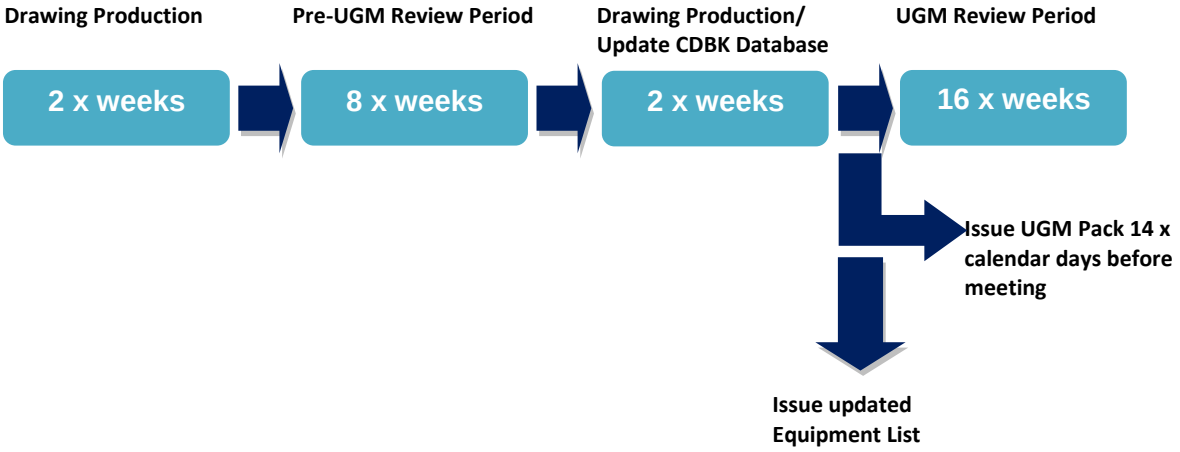

Pre-User Group Meeting (UGM) Review Period

In order to develop the design co-ordination and drawing comments a structured Pre-UGM Review Period has been agreed. This is an 8xweek process and accommodates a 7xday rolling programme for each of the 8xdepartment batches.

Meeting Attendees;
NHS (including Currie & Brown)
NA
BCL
ZBP/Mercury
WSP (depending on extent of structural comments received at Pre-UGM 1)

Drawing Issue

The Pre-UGM issue pack will consist of a draft copy (rev 01) of the A0 fully loaded 1:50 Department Drawings. All updated 1:50 Room Types will also be available for reference prior to the commencement of the first NHS Board Review. Reference should also be made to the Room Type Assignment Schedule to understand the ADB briefing code origin of each room.

Typical Pre-UGM Review (Time in working days)

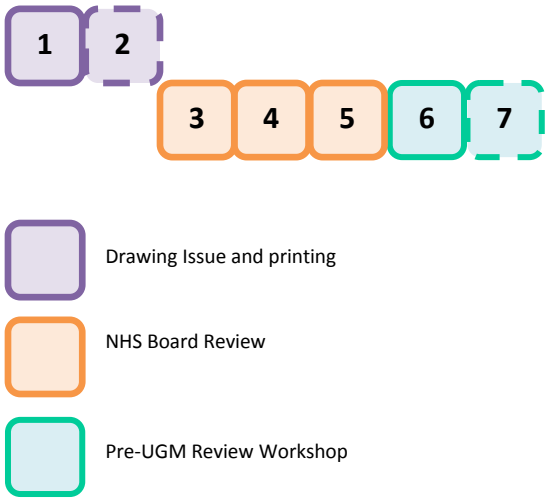

There are a number of key issues which need to be reviewed and agreed during the Pre-UGM Period. An Activity Checklist has been set-up, which aims to address items under the following headings;

1. Room Assignment Review
2. Equipment Review
3. M&E Design Review
4. Structural Design Review
5. External Envelope Review

Not all items will be fully resolved during this period, however it is anticipated that we will be able to highlight the progress of the design development, and the status prior to Pre-UGM and UGM issue. Additionally, in order to ensure that this design process meets the construction requirements, there are a number of key issues which must be agreed during the Pre-UGM review.

Pre-UGM Activity Checklist

1. Room Type Assignment Review

Lead	*Activity Checklist*
NHS / NA	1. Check correct Room Type Assignment applied to each room by Department 2. Note amendments required on relevant Department drawing and NA-SH-400-101 Assigned Room Types Schedule 3. Review NA amendments applied during fully-loaded process and confirm

2. Equipment Review

Lead	*Activity Checklist*
NHS / C&B	1. Confirm Equipment amendments required to meet agreed FBC/Appendix K and note to each relevant room by Department drawing and RDS 2. Confirm any additional Equipment amendments required and note to each relevant room by Department drawing and RDS 3. Review NSGHP Standardisation Document and note any further general equipment requirements

NHS Greater Glasgow and Clyde

Brookfield

3. M&E Design Review

Lead	*Activity Checklist*
NA/ ZBP / MER	1. Review Stage 3 development of M&E design including risers and cupboards and agree final locations 2. Review Generic Ward Tower service penetrations and agree preferred solution 3. Review indicative locations of RWP's, including box-out detail and note required amendments/comments 4. M&E (ZBP & MER) to provide comments as required to each room by Department on equipment servicing requirements. 5. M&E (ZBP & MER) to note design queries/clarifications required from NHS as required to each room by Department. 6. Note any general M&E requirements to NSGHP Standardisation Document

4. Structural Design Review

Lead	*Activity Checklist*
NA / WSP	1. Review Stage 3 development of structural design and agree final 'worst-case' column sizes and locations, including allowance for applied dry-lining finish 2. Review and agree final shear wall locations, including allowance for applied dry-lining finish 3. Review and agree movement joint locations 4. Demonstrate concrete slab penetration strategy, review structural restrictions, ER restrictions, design flexibility and agree preferred solution

5. External Envelope Review

Lead	*Activity Checklist*
NA	1. Review FBC/Appendix K comments on NA Glazing Strategy 2. Demonstrate by Room Type external wall section details and build up including current window size and height assumptions 3. Agree any amendments to co-ordinate elevations with clinical requirements and agree final window locations/size

User Group Meeting (UGM) Review Period ref NA (insert doc num) Checking / sign off Programme

There is an overall **16xweek** time allocation to complete a full set of User Reviews and achieve sign-off/approval for both the Adult and Children's Hospitals. Time has been allocated for each department review based on the NHS Board's requirements. It is anticipated that the majority of drawings will achieve a sign-off (status A/B) during the UGM Review. Some drawings (status C/D) may require a follow-up meeting which will be managed by the NHS Board which may require attendance by the BCL Team. (BCL to be advised of meetings so they can determine if attendance is required). The department drawing status will be noted on the NSGH 1-50 UGM Tracking Schedule and reviewed/agreed at the end of each UGM and formally re-issued at the end of each UGM week. Status C/D drawings will be prioritised for update to allow a re-submission review during the 16xweek time period. These additional reviews will take place during the float days and the sixteenth/ final week.

The UGM Issue Pack will consist of the fully loaded 1:50 Department Drawings and the Department RDS as noted on the 1:50 UGM Tracking Schedule. Each Department pack (drawings and RDS) will be issued on Aconex to the agreed distribution list **14 x Calendar Days** (as a minimum) prior to the agreed UGM date to allow the NHS Board to distribute internally. An outlook email will be issued following each Aconex issue to ensure that all parties are aware that a UGM Issue Pack is ready for downloading/printing and distribution. Note that these drawings are A0 size (the RDS are A4) and 1:50 key plans will be made available to assist in orientation within the building. Drawings and RDS are to be signed off by the NHS ideally at the UGM, or before the expiry of 14 calendar days of the respective UGM if no significant changes (A or B status). Alterations being pursued that prevent sign off (C or D status) are to be made by NA within 14 days of the notification of the issues which must be scanned to NA within 24hrs after the user group meeting. Where applicable if user groups need to be reconvened to sign off, the meeting shall take place within 7 days of the re-issued drawings. In any event the long stop date as shown on the 1:50 checking /sign off programme shall not be passed without sign off being achieved.

Post Sign-Off

The dated/stamped/signed drawings will represent the agreed department 1:50 layouts. During the detailed design co-ordination leading to the release of construction status drawings further iteration/revisions of these drawings will be required. Any item constituting a significant change from this design will be re-submitted to the NHS Board under the agreed RDD process to ensure that this change is re-approved prior to construction. During the construction stage amendments may be required due to site conditions; any significant change will again require comment and approval from the NHS Board.

Definition of Design Change and Design Development – Pre UGM Stage

This period of time is where all parties can discuss and agree the majority of items in the Activity Checklists and make the necessary adjustments to the design to ensure the fully loaded 1:50 Department Drawings represent the ER's and clinical brief. In general, changes to the 1:200 department plans submitted and agreed for Appendix K/FBC will not be encouraged. However, it is recognised that in order to achieve clinical functionality and the optimal equipment layout that movement to doors, walls, equipment, sanitaryware, drainage and sometimes room locations will be required to room types copied into non-standard room shapes. This may also be required to accommodate the design development and co-ordination of structure, M&E or to improve the construction buildability.

Definition of Design Change – UGM Stage

At this Design Stage, the following examples would be considered a Change, will be logged on the 1:50 Change Control Schedule and subject to the Change Process Protocol. Any change to the agreed 1:200 drawings including but not limited to;

- Movement of structural column locations
- Movement of structural shear walls
- Changes to structural loading design assumptions
- Changes to structural slab recesses
- Changes to M&E Risers
- Changes to M&E Cupboards
- Changes to window sizes and locations
- Movement of partitions associated with drainage
- Movement of sanitaryware locations (and any associated drainage requirements)
- Moving and removing rooms

- Changes in scope from the Employer's Requirements
- Changes to Room Types which may lead to subsequent amendments to environmental or service loads
- Additional doors, glazed screens etc
- Additional nurse bases/touchdown bases
- Additional access control requirements

Definition of Design Development – UGM Stage

The following statement covers what changes are considered to be acceptable design development during the 1:50 User Meetings and are not subject to the Change Process Protocol;

Movement of equipment as shown in the 1:50 room types, within the appropriate space as denoted on the 1:200, unless the equipment has a service provision when there is a change in location, size, or quantum, in which case this is a change.

All other changes, whether instigated by the NHS Board or the BCL Team will be tracked on the 1:50 Change Control Schedule to ensure these are recorded, understood and agreed.

NHS Greater Glasgow and Clyde

NEW SOUTH GLASGOW HOSPITALS

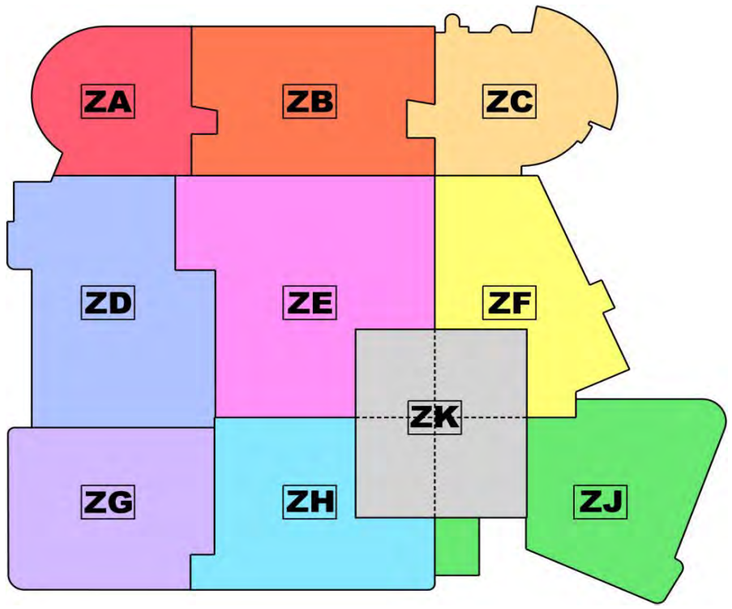

NIGHTINGALE associates

Codebook Report

Assigned Room Type Schedule

Status
Design Development

Prepared by	[redacted]	18/11/2010	07/01/2011
Checked by	[redacted]	**DATE OF 1ST ISSUE**	**REVISION DATE**

Document Number
NA-SH-400-101

Revision
02

Notes
1. To be read in conjunction with the 1:50 Room Type Drawings (**AS-400 SERIES**) issued for Appendix K (FBC), 20/09/2010 - 08/10/2010.

Rev	Date	Drw	Revision Notes	Chk	App
02	07/01/11	[redacted]	NHS Board Review comments noted		
01	27/08/2010	[redacted]	First Issue	[redacted]	[redacted]

NIGHTINGALE
associates

09080 NEW SOUTH GLASGOW HOSPITALS PROJECT

Document Number **NA - SH - 012**_rev 01

CREATED BY: Emma White

Date: 01/03/2011

1:50 UGM DRAWING CHECKING & APPROVAL PROGRAMME

NOTE: UGM Issue Pack = 1:50 Department Drawings/Department RDS/A & A* Room Elevations

				STAGE 1 (Drawn By)				**STAGE 2** (Approved By)								**STAGE 3** (Client Approval = Acceptance for UGM)					
				First Check (CT)	1a	Second Check (LO)	1b	First Check (CT)	2a	Second Check (LO)	2b					Final Approval (NA/NHS/C&B/BCL)					M
GROUP	BUILDING	DEPARTMENT	DWG TOTAL	CHECK PERSON	CT Issue to LO	CHECK PERSON	LO Issue to CT	CHECK PERSON	CT Issue to LO	CHECK PERSON	LO Issue to CT	CT Final Issue Date	Aconex Upload/ Issue Date	Print Delivery Date (BCL)	Days Before UGM	CHECK PERSON	UGM Pack Delivery	BCL/NHS/NA Review	Return Non-Approved Dwgs	Aconex Upload/ Issue Date	UGM Date
1	NSGH/NCH	FM Facilites (Adult & Children's)	17	Candice/Gareth	21-Feb	Mark/Carla	23-Feb	Alex/Alan	01-Mar	Emma/Sonja	03-Mar	04-Mar	04-Mar	07-Mar	14xdays	Liane	07-Mar	08-Mar	09-Mar	11-Mar	21-Mar
1	NSGH	Critical Care	6	Candice/Gareth	21-Feb	Mark/Carla	23-Feb	Alex/Alan	01-Mar	Emma/Sonja	03-Mar	04-Mar	04-Mar	07-Mar	16xdays	Liane	07-Mar	08-Mar	09-Mar	11-Mar	24-Mar
1	NCH	Coronary Care Unit (CCU)	2	Candice/Gareth	21-Feb	Mark/Carla	23-Feb	Alex/Alan	01-Mar	Emma/Sonja	03-Mar	04-Mar	04-Mar	07-Mar	17xdays	Liane	07-Mar	08-Mar	09-Mar	11-Mar	25-Mar
1	NSGH	Operating Theatres, AODOS & Recovery	9	Candice/Gareth	21-Feb	Mark/Carla	23-Feb	Alex/Alan	01-Mar	Emma/Sonja	03-Mar	04-Mar	04-Mar	07-Mar	21xdays	Liane	07-Mar	08-Mar	09-Mar	11-Mar	28-Mar
2	NSGH	Acute Assessment Unit	6	Candice/Gareth	28-Feb	Mark/Carla	02-Mar	Alex/Alan	08-Mar	Emma/Sonja	10-Mar	11-Mar	11-Mar	14-Mar	17xdays	Liane	14-Mar	15-Mar	16-Mar	18-Mar	31-Mar
2	NSGH	Emergency Department	4	Candice/Gareth	28-Feb	Mark/Carla	02-Mar	Alex/Alan	08-Mar	Emma/Sonja	10-Mar	11-Mar	11-Mar	14-Mar	18xdays	Liane	14-Mar	15-Mar	16-Mar	18-Mar	01-Apr
3	NCH	Emergency Department	2	Candice/Gareth	07-Mar	Mark/Carla	09-Mar	Alex/Alan	15-Mar	Emma/Sonja	16-Mar	18-Mar	18-Mar	21-Mar	28xdays	Liane	21-Mar	23-Mar	24-Mar	01-Apr	18-Apr
3	NCH	Observation Ward	2	Candice/Gareth	07-Mar	Mark/Carla	09-Mar	Alex/Alan	15-Mar	Emma/Sonja	16-Mar	18-Mar	18-Mar	21-Mar	29xdays	Liane	21-Mar	23-Mar	24-Mar	01-Apr	19-Apr
3	NCH	Child Protection	1	Candice/Gareth	07-Mar	Mark/Carla	09-Mar	Alex/Alan	15-Mar	Emma/Sonja	16-Mar	18-Mar	18-Mar	21-Mar	29xdays	Liane	21-Mar	23-Mar	24-Mar	01-Apr	19-Apr
3	NSGH/NCH	Nuclear Medicine (Adult & Children's)	1	Candice/Gareth	07-Mar	Mark/Carla	09-Mar	Alex/Alan	15-Mar	Emma/Sonja	16-Mar	18-Mar	18-Mar	21-Mar	30xdays	Liane	21-Mar	23-Mar	24-Mar	01-Apr	21-Apr
4	NSGH	Radiology	5	Candice/Gareth	14-Mar	Mark/Carla	16-Mar	Alex/Alan	22-Mar	Emma/Sonja	24-Mar	25-Mar	25-Mar	28-Mar	29xdays	Liane	28-Mar	30-Mar	31-Mar	07-Apr	27-Apr
5	NCH	Radiology/CT/MRI Suite	4	Candice/Gareth	21-Mar	Mark/Carla	23-Mar	Alex/Alan	29-Mar	Emma/Sonja	31-Mar	01-Apr	01-Apr	04-Apr	29xdays	Liane	04-Apr	05-Apr	06-Apr	15-Apr	03-May
5	NCH	Theatres/Endoscopy & Recovery/Day & 23 Hr Unit	7	Candice/Gareth	21-Mar	Mark/Carla	23-Mar	Alex/Alan	29-Mar	Emma/Sonja	31-Mar	01-Apr	01-Apr	04-Apr	31xdays	Liane	04-Apr	05-Apr	06-Apr	15-Apr	05-May
6	NSGH/NCH	Pharmacy Aseptic Suite (Adult & Children's)	1	Candice/Gareth	04-Apr	Mark/Carla	06-Apr	Alex/Alan	12-Apr	Emma/Sonja	14-Apr	15-Apr	15-Apr	18-Apr	21xdays	Liane	18-Apr	20-Apr	21-Apr	29-Apr	09-May
6	NSGH/NCH	Pharmacy Dispensary (Adult & Children's)	1	Candice/Gareth	04-Apr	Mark/Carla	06-Apr	Alex/Alan	12-Apr	Emma/Sonja	14-Apr	15-Apr	15-Apr	18-Apr	22xdays	Liane	18-Apr	20-Apr	21-Apr	29-Apr	10-May
6	NSGH/NCH	Medical Illustration (Adults & Childrens)	1	Candice/Gareth	04-Apr	Mark/Carla	06-Apr	Alex/Alan	12-Apr	Emma/Sonja	14-Apr	15-Apr	15-Apr	18-Apr	23xdays	Liane	18-Apr	20-Apr	21-Apr	29-Apr	11-May
6	NSGH	Renal Inpatients & Day Unit	12	Candice/Gareth	04-Apr	Mark/Carla	06-Apr	Alex/Alan	12-Apr	Emma/Sonja	14-Apr	15-Apr	15-Apr	18-Apr	24xdays	Liane	18-Apr	20-Apr	21-Apr	29-Apr	12-May
6	NSGH	Renal Dialysis	3	Candice/Gareth	04-Apr	Mark/Carla	06-Apr	Alex/Alan	12-Apr	Emma/Sonja	14-Apr	15-Apr	15-Apr	18-Apr	25xdays	Liane	18-Apr	20-Apr	21-Apr	29-Apr	13-May
7	NSGH	MDU/Clinical Investigations Unit	1	Candice/Gareth	11-Apr	Mark/Carla	13-Apr	Alex/Alan	19-Apr	Emma/Sonja	20-Apr	21-Apr	21-Apr	25-Apr	21xdays	Liane	25-Apr	28-Apr	28-Apr	06-May	16-May
7	NSGH	OPD Pre-Assessment Unit	1	Candice/Gareth	11-Apr	Mark/Carla	13-Apr	Alex/Alan	19-Apr	Emma/Sonja	20-Apr	21-Apr	21-Apr	25-Apr	21xdays	Liane	25-Apr	28-Apr	28-Apr	06-May	16-May
7	NSGH	Stroke Ward	2	Candice/Gareth	11-Apr	Mark/Carla	13-Apr	Alex/Alan	19-Apr	Emma/Sonja	20-Apr	21-Apr	21-Apr	25-Apr	22xdays	Liane	25-Apr	28-Apr	28-Apr	06-May	17-May
7	NSGH	Main Entrance & Public Areas	7	Candice/Gareth	11-Apr	Mark/Carla	13-Apr	Alex/Alan	19-Apr	Emma/Sonja	20-Apr	21-Apr	21-Apr	25-Apr	24xdays	Liane	25-Apr	28-Apr	28-Apr	06-May	19-May
8	NSGH	Level 3 - Staff Change/Hotel Services/Staff	5	Candice/Gareth	26-Apr	Mark/Carla	28-Apr	Alex/Alan	04-May	Emma/Sonja	05-May	06-May	06-May	09-May	14xdays	Liane	09-May	10-May	11-May	13-May	23-May
8	NSGH	Admin, Training, Health Records & Staff Facilities	2	Candice/Gareth	26-Apr	Mark/Carla	28-Apr	Alex/Alan	04-May	Emma/Sonja	05-May	06-May	06-May	09-May	14xdays	Liane	09-May	10-May	11-May	13-May	23-May
8	NSGH	Decontamination Suite	1	Candice/Gareth	26-Apr	Mark/Carla	28-Apr	Alex/Alan	04-May	Emma/Sonja	05-May	06-May	06-May	09-May	15xdays	Liane	09-May	10-May	11-May	13-May	24-May
8	NSGH	Medical Physics & Bio-Engineering	1	Candice/Gareth	26-Apr	Mark/Carla	28-Apr	Alex/Alan	04-May	Emma/Sonja	05-May	06-May	06-May	09-May	15xdays	Liane	09-May	10-May	11-May	13-May	24-May
8	NSGH	Haemato-Oncology Ward	2	Candice/Gareth	26-Apr	Mark/Carla	28-Apr	Alex/Alan	04-May	Emma/Sonja	05-May	06-May	06-May	09-May	17xdays	Liane	09-May	10-May	11-May	13-May	26-May
8	NSGH	Dermatology OPD & Ward	5	Candice/Gareth	26-Apr	Mark/Carla	28-Apr	Alex/Alan	04-May	Emma/Sonja	05-May	06-May	06-May	09-May	18xdays	Liane	09-May	10-May	11-May	13-May	27-May
9	NSGH	Rehabilitation & Therapies	2	Candice/Gareth	03-May	Mark/Carla	05-May	Alex/Alan	10-May	Emma/Sonja	12-May	13-May	13-May	16-May	15xdays	Liane	16-May	18-May	19-May	23-May	31-May
9	NCH	Critical Care (PICU)	4	Candice/Gareth	03-May	Mark/Carla	05-May	Alex/Alan	10-May	Emma/Sonja	12-May	13-May	13-May	16-May	17xdays	Liane	16-May	18-May	19-May	23-May	02-Jun
9	NCH	Medical Day Unit	1	Candice/Gareth	03-May	Mark/Carla	05-May	Alex/Alan	10-May	Emma/Sonja	12-May	13-May	13-May	16-May	18xdays	Liane	16-May	18-May	19-May	23-May	03-Jun
10	NCH	Inpatient Wards	13	Candice/Gareth	09-May	Mark/Carla	11-May	Alex/Alan	17-May	Emma/Sonja	19-May	20-May	20-May	23-May	14xdays	Liane	23-May	25-May	26-May	27-May	06-Jun
10	NCH	Renal Services	1	Candice/Gareth	09-May	Mark/Carla	11-May	Alex/Alan	17-May	Emma/Sonja	19-May	20-May	20-May	23-May	15xdays	Liane	23-May	25-May	26-May	27-May	07-Jun
10	NSGH	Endoscopy	1	Candice/Gareth	09-May	Mark/Carla	11-May	Alex/Alan	17-May	Emma/Sonja	19-May	20-May	20-May	23-May	16xdays	Liane	23-May	25-May	26-May	27-May	08-Jun
10	NCH	Cardiology Ward	2	Candice/Gareth	09-May	Mark/Carla	11-May	Alex/Alan	17-May	Emma/Sonja	19-May	20-May	20-May	23-May	17xdays	Liane	23-May	25-May	26-May	27-May	09-Jun
10	NCH	Cardiology Testing & Lung Function Suite	2	Candice/Gareth	09-May	Mark/Carla	11-May	Alex/Alan	17-May	Emma/Sonja	19-May	20-May	20-May	23-May	17xdays	Liane	23-May	25-May	26-May	27-May	09-Jun
11	NSGH	OPD	5	Candice/Gareth	16-May	Mark/Carla	18-May	Alex/Alan	24-May	Emma/Sonja	25-May	26-May	26-May	27-May	14xdays	Liane	27-May	01-Jun	02-Jun	03-Jun	10-Jun
11	NCH	OPD	5	Candice/Gareth	16-May	Mark/Carla	18-May	Alex/Alan	24-May	Emma/Sonja	25-May	26-May	26-May	27-May	16xdays	Liane	27-May	01-Jun	02-Jun	08-Jun	16-Jun
12	NCH	Rehabilitation & Therapies	2	Candice/Gareth	23-May	Mark/Carla	25-May	Alex/Alan	31-May	Emma/Sonja	02-Jun	03-Jun	03-Jun	06-Jun	14xdays	Liane	06-Jun	08-Jun	09-Jun	10-Jun	20-Jun
12	NCH	Schiehallion Ward & Day Unit	2	Candice/Gareth	23-May	Mark/Carla	25-May	Alex/Alan	31-May	Emma/Sonja	02-Jun	03-Jun	03-Jun	06-Jun	17xdays	Liane	06-Jun	08-Jun	09-Jun	14-Jun	23-Jun
12	NCH	Schiehallion Radiotherapy Treatment Suite	1	Candice/Gareth	23-May	Mark/Carla	25-May	Alex/Alan	31-May	Emma/Sonja	02-Jun	03-Jun	03-Jun	06-Jun	18xdays	Liane	06-Jun	08-Jun	09-Jun	16-Jun	23-Jun
13	NCH	Psychiatry / DCFP	3	Candice/Gareth	31-May	Mark/Carla	02-Jun	Alex/Alan	07-Jun	Emma/Sonja	09-Jun	10-Jun	10-Jun	13-Jun	14xdays	Liane	13-Jun	15-Jun	16-Jun	17-Jun	27-Jun
13	NCH	Main Entrance & Public Areas	4	Candice/Gareth	31-May	Mark/Carla	02-Jun	Alex/Alan	07-Jun	Emma/Sonja	09-Jun	10-Jun	10-Jun	13-Jun	15xdays	Liane	13-Jun	15-Jun	16-Jun	20-Jun	28-Jun
13	NSGH	Inpatient Wards	98	Candice/Gareth	31-May	Mark/Carla	02-Jun	Alex/Alan	07-Jun	Emma/Sonja	09-Jun	10-Jun	10-Jun	13-Jun	17xdays	Liane	13-Jun	15-Jun	16-Jun	21-Jun	30-Jun

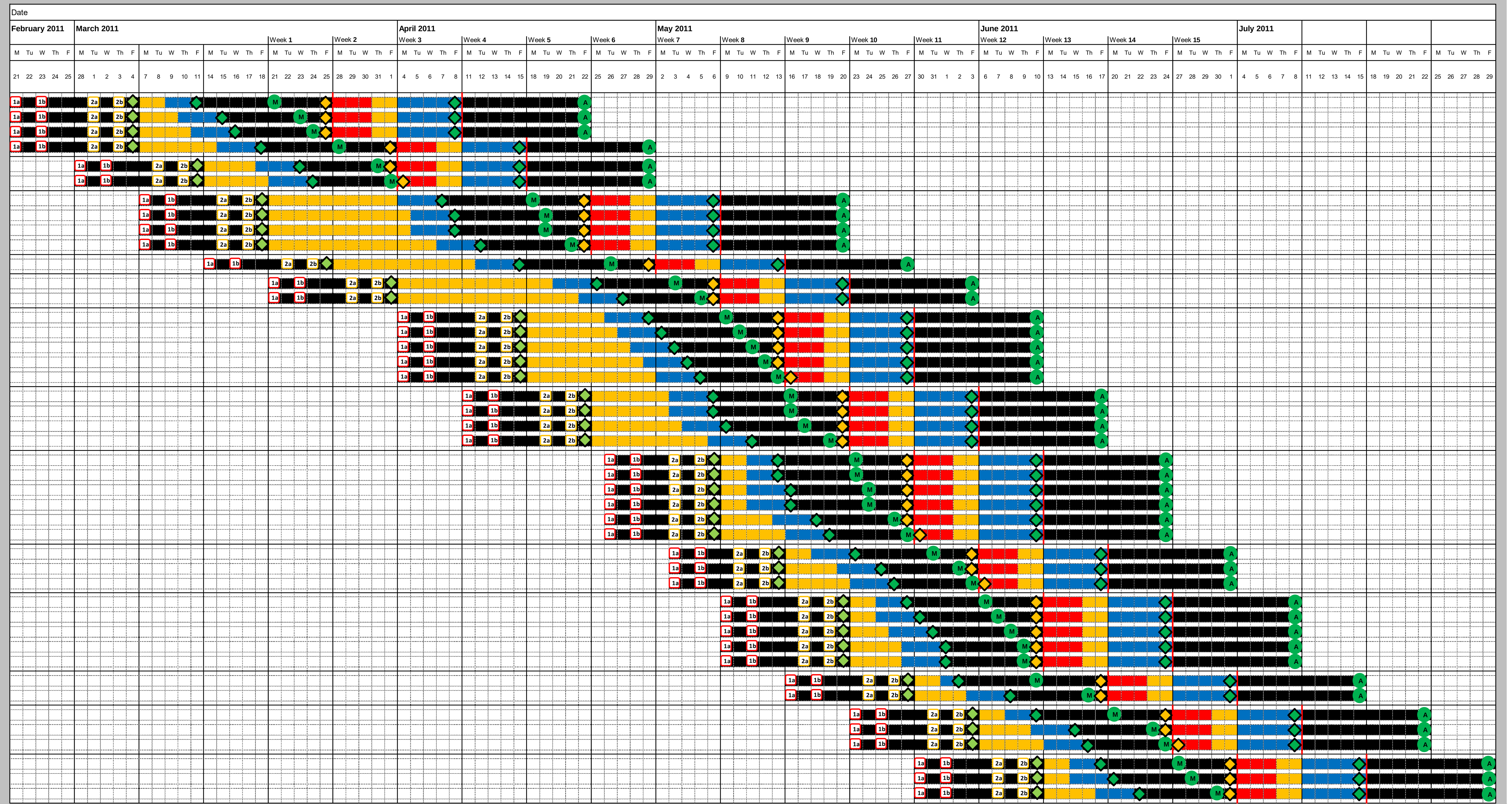

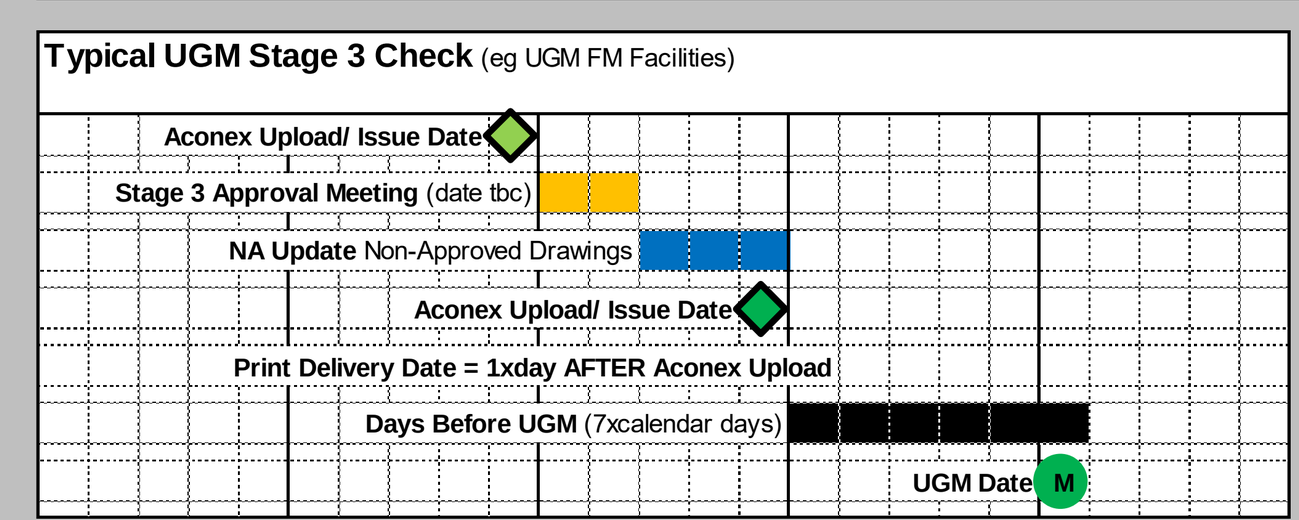

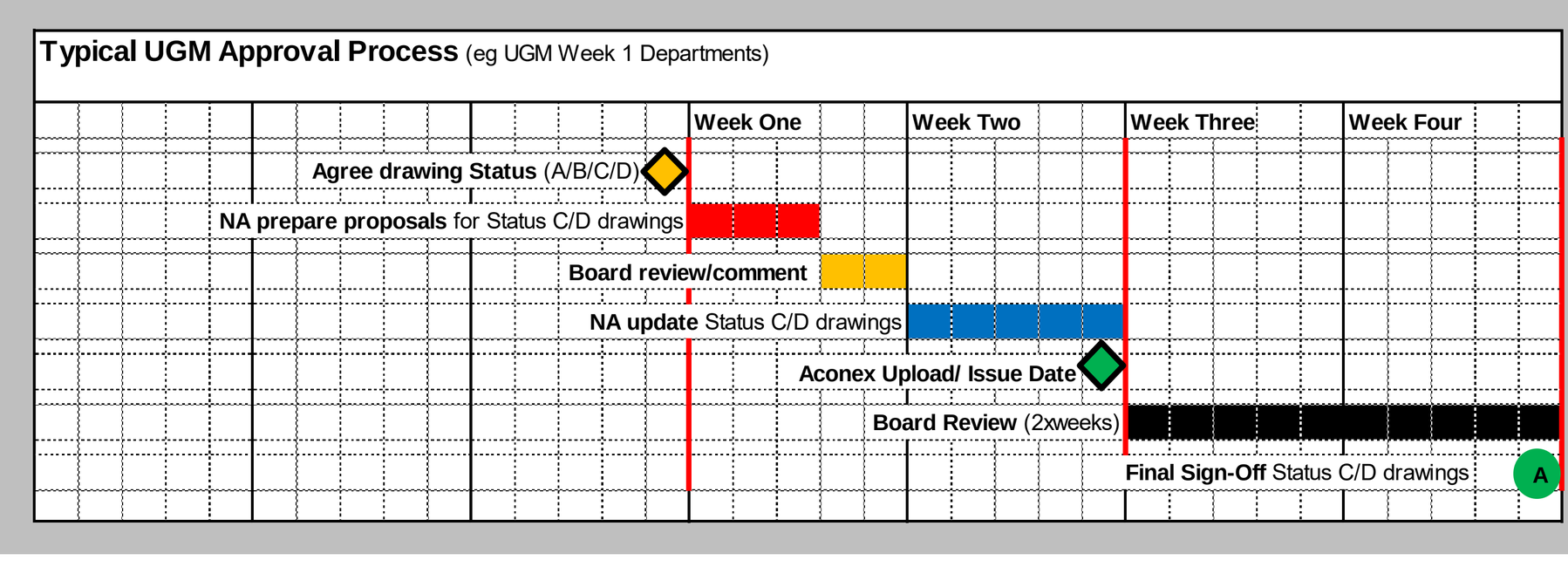

Shower room: en-suite

Grp	ADB No	Qty	Description
3	BIN1000	1	BIN, sanitary towel disposal to meet HBN00-02 requirements.
1	CAL005	3	CEILING PULL CORD patient/staff call
1	CAL012	1	RESET UNIT, with repeat lamp, patient/staff call
1	CAL030	1	LAMP patient reassurance, ceiling mounted
1	CAL034	1	LAMP, repeat call, patient/staff or staff emergency or cardiac call
2	DIS024	1	DISPENSER, soap, wall mounted
2	DIS013	1	DISPENSER; paper towel; wall mounted
2	DIS061	1	DISPENSER, disposable gloves, single
2	DIS062	1	DISPENSER, toilet paper, dispense individual sheets
2	DIS064	1	DISPENSER, wipes
2	DIS067	1	DISPENSER, sanitary bags
2	HOO019	3	HOOK, single, small, wall mounted
1	LIG063	1	LUMINAIRE, single fluorescent lamp, wall, 8 watt, 300 mm
1	MIR002	1	MIRROR, wall mounted, 900H 300W
1	MIR026	1	MIRROR, unbreakable, wall mounted, 1300H 500W
1	OUT025	1	SOCKET outlet, shaver
1	RAI048	3	RAIL, grab, vertical, wall mounted, 600mm
1	RAI161	4	RAIL, grab, horizontal, wall mounted, 600mm
1	RAI172	1	RAIL, grab, hinged, wall mounted, 650mm
1	RAI174	1	RAIL, grab, hinged, wall mounted, 650mm with toilet roll holder
2	SEA022	1	SEAT; tip-up; fixed height; with leg support.
2	STF200	1	STORAGE UNIT; mid; shelf; 150H 300W 150D
1	SHOW1002	1	SHOWER, IPS/wall mounted. - 1 No. SHO002 (grp 1) SHOWER, slip resistant floor with drainage outlet, 900W 900D - 1 No. SHO018 (grp 1) SHOWER, valve, thermostatic mixer (associated with SHO020), HTM 64 TM1 - 1 No. SHO020 (grp 1) SHOWER, adjustable shower head hand spray (associated with SHO018), HTM 64 TM1
1	TRA1002	1	TRACK, curtain, shower, length and shape as drawn.
1	WCAD1001	1	WC, adult, disabled, floor mounted. - 1 No. BAC002 (grp 1) BACKREST, WC/toilet, padded, wall mounted - 1 No. CIS005 (grp 1) CISTERN WC/toilet, concealed, reversible. To suit WC HTM64 - 1 No. WCH005 (grp 1) WC/toilet pan with seat, 700 mm projection, hospital pattern, rimless pan, vitreous china, HTM64WCHD
1	WHBN1003	1	WASH BASIN, en-suite/bathroom, with basin mounted tap/s. - 1 No. BAS106 (grp 1) BASIN, medium, general pattern, vitreous china, 1 tap right hand hole, no overflow, bottom outlet, 500W 400D. HTM64LBGM - 1 No. TAP289 (grp 1) TAP, monobloc, pillar mixer, integral thermostatic, short lever, HTM 64 TP6 - 1 No. WAS101 (grp 1) WASTE, unslotted recessed grated, metal, 1. 1/4 in, with plug and chain. HTM64WT3 - 1 No. WAS107 (grp 1) TRAP, bottle, 1. 1/4 in, plastic resealing. HTM64TRR1/P

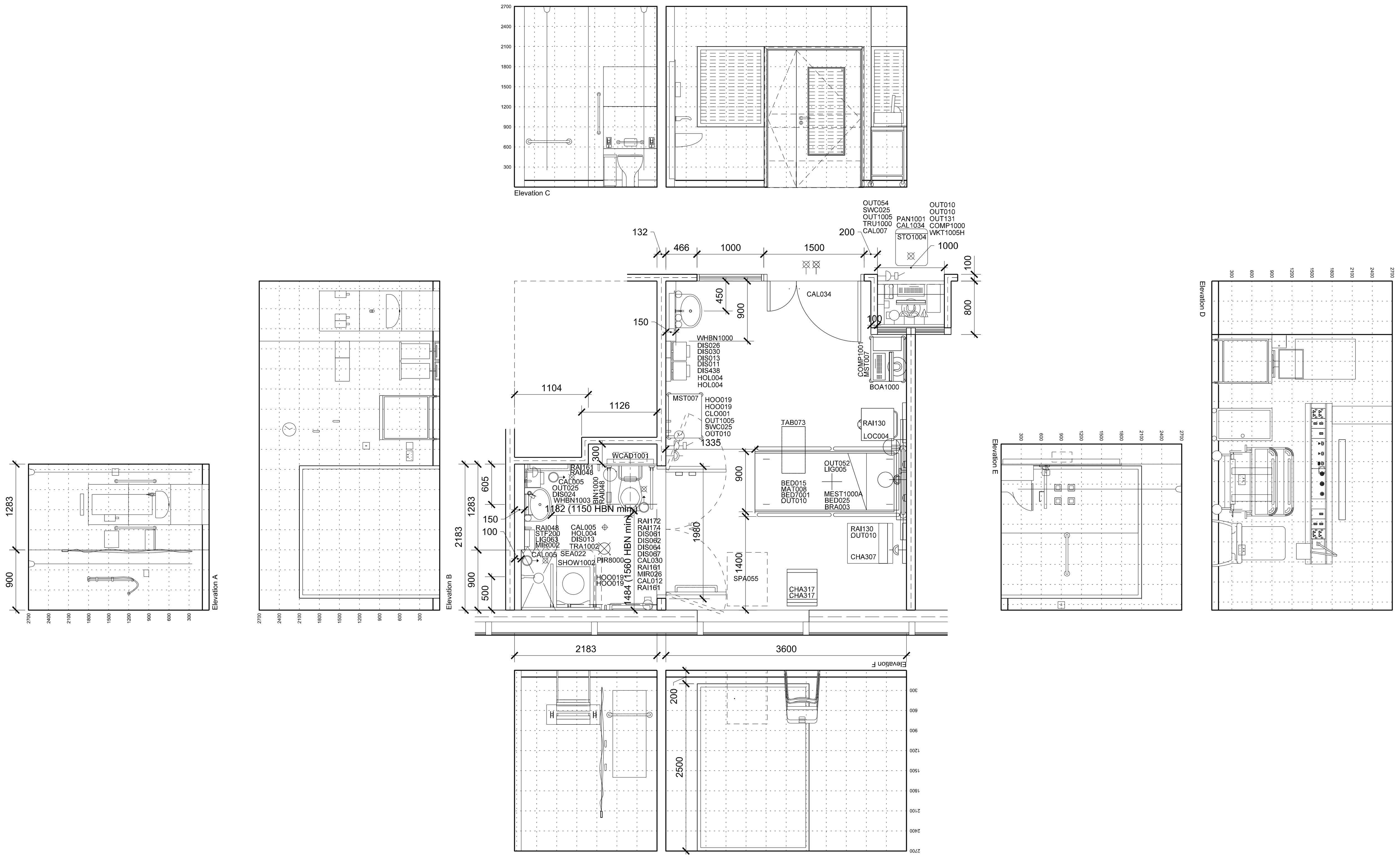

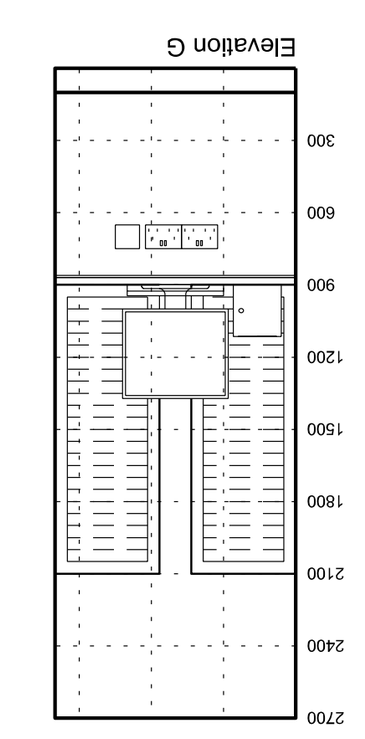

1 Touchdown base

Grp	ADB No	Qty	Description
1	CAL007	1	PULL/PUSH BUTTON, staff emergency call, reset and integral/adjacent indicator lamp
1	CAL1034	1	LAMP, repeat call, patient/staff or staff emergency or cardiac call, ceiling mounted
3	COMP1000	1	COMPUTER, complete with keyboard, screen and telephone. - 1 No. COM031 (grp 3) COMPUTER CPU - 1 No. COM033 (grp 3) COMPUTER KEYBOARD - 1 No. COM1000 (grp 3) COMPUTER MONITOR, TFT, digital flat panel display, desk top. - 1 No. TEL1000 (grp 3) TELEPHONE, handset, wall mounted; desk unit
1	OUT010	2	SOCKET outlet, switched, 13 amp, twin
1	OUT054	1	CONNECTION UNIT, unswitched, 13 amp, neon indicator
1	OUT1005	1	CLEANERS SOCKET outlet, switched, 13 amp, single, wall mounted
1	OUT131	1	SOCKET outlet double data/voice, wall/trunking mounted
1	PAN1001	1	PANEL, Nurse call
3	STO1004	1	STOOL, height adjustable, 380H 480 dia. with backrest
1	SWC025	1	SWITCH, light
1	TRU1000	1	TRUNKING, Power and Data trunking, length as drawn
1	WKT1005H	-	WORKTOP, standing, 700 deep 40mm thick, with 50mm upstand, length as drawn.
		1	1000 x 700 mm

B0305A Single-bed room 1

Grp	ADB No	Qty	Description
3	BED015	1	BED variable height, two-way tilt, adjustable backrest and knee-break, built-in bed extension with mattress retainer, electrically operated, on castors, 380-780H 2260/2430L 1010W
1	BED025	1	MEDICAL SUPPLY UNIT, may include socket and parking bracket/clip for patient handset and bedside light controls
1	BED7001	1	BED HEAD BUFFER/DOCKING device, bed and wall protection, horizontal, to design
2	BOA1000	1	BOARD, Magnetic whiteboard, wall mounted, 900H 600W
2	BRA003	1	BRACKET, holder, suction unit, wall mounted
1	CAL034	1	LAMP, repeat call, patient/staff or staff emergency or cardiac call
3	CHA307	1	CHAIR, easy, high back, with open arms, upholstered, wipeable
3	CHA317	2	CHAIR, upright, upholstered, stacking, wipeable
2	CLO001	1	CLOCK battery, wall mounted
3	COMP1001	1	COMPUTER, complete with keyboard and screen. - 1 No. COM031 (grp 3) COMPUTER CPU - 1 No. COM033 (grp 3) COMPUTER KEYBOARD - 1 No. COM1000 (grp 3) COMPUTER MONITOR, TFT, digital flat panel display, desk top.
2	DIS011	1	DISPENSER, barrier cream, disposable single cartridge, wall mounted
2	DIS013	1	DISPENSER, paper towel, wall mounted
2	DIS026	1	DISPENSER, Medical hand sanitizer, lever action, wall mounted
2	DIS030	1	DISPENSER, soap, disposable single cartridge, lever action, wall mounted
2	DIS438	1	DISPENSER, disposable gloves set of 4 and disposable apron, wall mounted
3	HOL004	2	HOLDER, sack, with lid foot operated, small, freestanding
2	HOO019	2	HOOK, single, small, wall mounted
1	LIG005	1	LUMINAIRE, bedhead, dimmable, patient reading and general nursing care/examination
3	LOC004	1	LOCKER, bedside, 4 compartment with lockable section /drawer, towel rail at rear, on castors, with patient hanging space and integrated lockable medicine, 902H 485W 485D
3	MAT008	1	MATTRESS, suitable for BED015
1	MEST1000A	1	MEDICAL SERVICE TRUNKING, acute bed/trolley space, to HTM 08-03 requirements. Entertainment system infrastructure only. The following codes are project options and should be removed if not required, CAL008 and OUT151. - 1 No. CAL008 (grp 1) PUSH BUTTON, staff crash call, reset and integral/adjacent indicator lamp, wall/trunking mounted. - 1 No. CAL012 (grp 1) RESET UNIT, with repeat lamp, patient/staff call - 1 No. CAL043 (grp 1) PUSH BUTTON patient/staff call with socket for extension pear push, trunking mounted - 1 No. CAL047 (grp 1) PUSH BUTTON staff emergency call, reset and integral/adjacent indicator lamp, trunking mounted - 1 No. ECS1001 (grp 1) INFRASTRUCTURE for ENTERTAINMENT SYSTEM; to client specification - 4 No. OUT012 (grp 1) SOCKET outlet switched 13amp twin, trunking mounted - 2 No. OUT131 (grp 1) SOCKET outlet double data/voice, wall/trunking mounted - 1 No. OUT151 (grp 1) SOCKET outlet patient monitoring, wall/trunking mounted - 1 No. OUT470 (grp 1) OUTLET, oxygen, medical - 1 No. OUT475 (grp 1) OUTLET, vacuum, medical - 1 No. TRU1001 (grp 1) MEDICAL SERVICE TRUNKING, horizontal, length as drawn.
3	MST007	2	TROLLEY, lockable, closed, with worktop, approx 900H 660W 500D, 600mm facing
1	OUT010	3	SOCKET outlet, switched, 13 amp, twin
1	OUT052	1	CONNECTION UNIT, switched, 13 amp
1	OUT1005	1	CLEANERS SOCKET outlet, switched, 13 amp, single, wall mounted
1	RAI130	2	RAIL, clinical equipment, wall mounted, 600mm
3	SPA055	1	Space for bed/reclining chair
1	SWC025	1	SWITCH, light
3	TAB073	1	TABLE, overbed, cantilevered
1	WHBN1000	1	WASH BASIN, clinical, with non touch panel mounted tap/s. - 1 No. BAS101 (grp 1) BASIN, medium, hospital pattern, vitreous china, no tap holes, no overflow, integral back outlet, 500W 400D. HTM64LBHM - 1 No. OUT052 (grp 1) CONNECTION UNIT, switched, 13 amp - 1 No. TAP894 (grp 1) TAP bib, hospital pattern, integral thermostatic mixer, automatic action with sensor operation. HTM64TBH6 - 1 No. WAS100 (grp 1) WASTE, unslotted flush-grated, metal, 1. 1/4 in. HTM64WT1 - 1 No. WAS1000 (grp 1) TRAP, concealed waste, for back outlet basins.

IN ABEYANCE

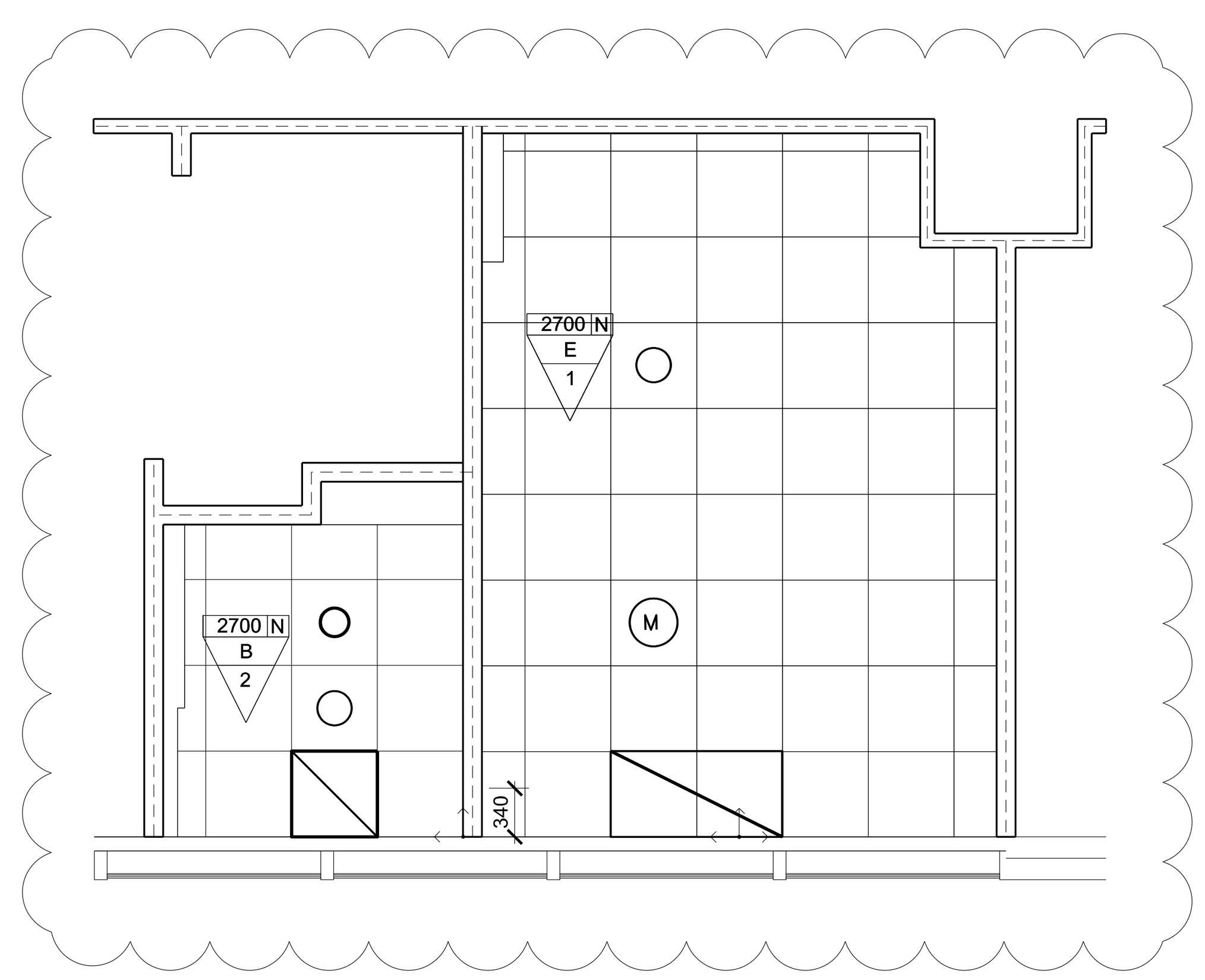

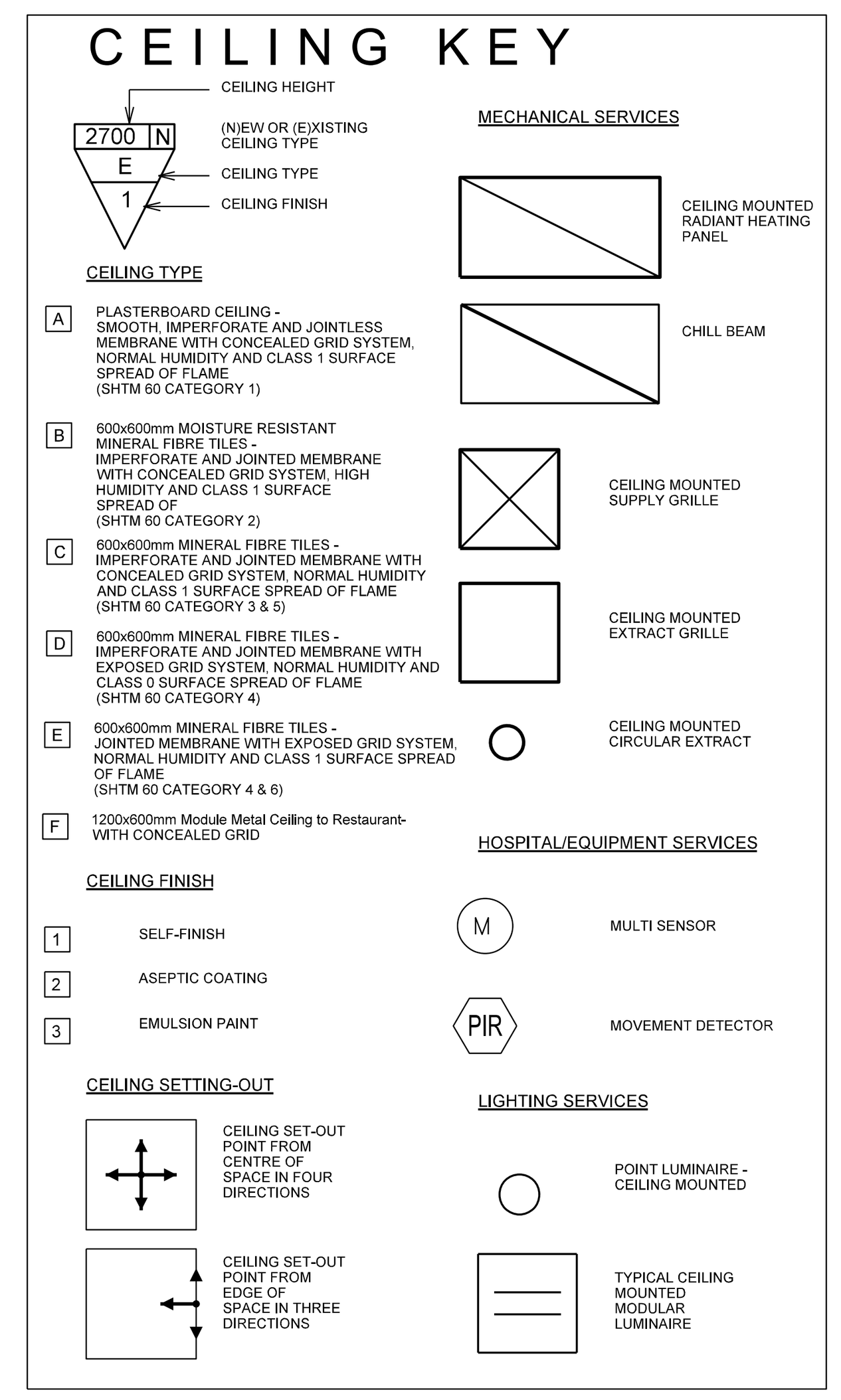

1:50 (scale bar 0 1 2 3)

Notes:
- This drawing is copyright.
- Do not scale dimensions from this drawing.
- All discrepancies on this drawing are to be reported to the architect.
- Do not modify any element of this drawing.
- Use drawing only for purpose(s) issued.

Designer Identification of Hazard/Risk

- Activity zone interpreted to face of wall.
- Structural column in ensuite would affect compliance to HBN00-02 activity zones.

SINGLE BEDROOM
Required area: 16.5m²
Designed Area: 16.7m²

SHOWER ROOM EN-SUITE
Required Area: 4.5m²
Designed Area: 4.12m²/ 4.45m²

Rev	Date	Drw	Revision Notes	Chk	App
09	29.10.10	SvM	Updated to BCL comments.	-	-
08	28.10.10	SvM	Aligned with BCL/DT Review and 1:50 UGM Comments for FBC	-	-
07	02.07.10	ML	Issued to Reflect as Built Status 01.07.10	-	-
06	24.06.10	ML	Issued for construction	-	-
05	19.05.10	ML	Issued for construction	-	-
04	26.03.10	ML	Issued for construction	-	-
03	19.03.10	CL	Elevated	-	-
02	05.03.10	CL	Sketch	-	-
01	25.02.10	CL	Sketch	-	-

Client
NHS Greater Glasgow and Clyde

Contractor
Brookfield

NIGHTINGALE associates architects
87-91 Newman Street
London
W1T 3EY
Tel: 0207 079 9900
Fax: 0207 079 9901
www.nightingaleassociates.com

Project
NEW SOUTH GLASGOW HOSPITALS (NSGH) PROJECT

Drawing Title
ROOM LAYOUT DETAIL
SINGLE BEDROOM
SHOWER ROOM: ensuite

Job No	Drawn	Checked	Approved
09080	CL	EB	-
Status		Date	Scale@A1
CONTRACT		26.02.10	1:50

Drawing No

Origin	Zone	Level	Type	Content	Sequential	Rev
NA	XX	XX	AS	480	001	09

BRIEFING CODE
V1645B
B0305A

Shower room: en-suite

Grp	ADB No	Qty	Description
3	BIN1000	1	BIN, sanitary towel disposal to meet HBN00-02 requirements.
1	CAL005	3	CEILING PULL CORD patient/staff call
1	CAL012	1	RESET UNIT, with repeat lamp, patient/staff call
1	CAL030	1	LAMP patient reassurance, ceiling mounted
1	CAL034	1	LAMP, repeat call, patient/staff or staff emergency or cardiac call
2	DIS024	1	DISPENSER, soap, wall mounted
2	DIS013	1	DISPENSER; paper towel; wall mounted
2	DIS061	1	DISPENSER, disposable gloves, single
2	DIS062	1	DISPENSER, toilet paper, dispense individual sheets
2	DIS064	1	DISPENSER, wipes
2	DIS067	1	DISPENSER, sanitary bags
2	HOO019	3	HOOK, single, small, wall mounted
3	HOL004	1	HOLDER, sack, with lid foot operated, small, freestanding
1	LIG063	1	LUMINAIRE, single fluorescent lamp, wall, 8 watt; 300 mm
1	MIR002	1	MIRROR, wall mounted, 900H 300W
1	MIR026	1	MIRROR, unbreakable, wall mounted, 1300H 500W
1	OUT025	1	SOCKET outlet, shaver
1	RAI048	3	RAIL, grab, vertical, wall mounted, 600mm
1	RAI161	4	RAIL, grab, horizontal, wall mounted, 600mm
1	RAI172	1	RAIL, grab, hinged, wall mounted, 550mm
1	RAI174	1	RAIL, grab, hinged, wall mounted, 650mm with toilet roll holder
2	SEA022	1	SEAT; tip-up; fixed height; with leg support.
2	STF200	1	STORAGE UNIT; mkr; shelf; 150H 300W 150D
1	SHOW1002	1	SHOWER, IPS/wall mounted.
			- 1 No. SHO002 (grp 1) SHOWER, slip resistant floor with drainage outlet, 900W 900D
			- 1 No. SHO018 (grp 1) SHOWER, valve, thermostatic mixer (associated with SHO020), HTM 64 TM1
			- 1 No. SHO020 (grp 1) SHOWER, adjustable shower head hand spray (associated with SHO018), HTM 64 TM1
1	TRA1002	1	TRACK, curtain, shower, length and shape as drawn,
1	WCAD1001	1	WC, adult, disabled, floor mounted,
			- 1 No. BAC002 (grp 1) BACKREST, WC/toilet, padded, wall mounted
			- 1 No. CIS005 (grp 1) CISTERN WC/toilet, concealed, reversible, To suit WC HTM64
			- 1 No. WCH005 (grp 1) WC/toilet pan with seat, 700 mm projection, hospital pattern, rimless pan, vitreous china, HTM64WCH3
1	WHBN1003	1	WASH BASIN, en-suite/bathroom, with basin mounted tap/s.
			- 1 No. BAS106 (grp 1) BASIN, medium, general pattern, vitreous china, 1 tap right hand hole, no overflow, bottom outlet, 500W 400D, HTM64LBGM
			- 1 No. TAP289 (grp 1) TAP, monobloc, pillar mixer, integral thermostatic, short lever, HTM 64 TP9
			- 1 No. WAS101 (grp 1) WASTE, unslotted recessed grated, metal, 1, 1/4 in, with plug and chain, HTM64WT3
			- 1 No. WAS107 (grp 1) TRAP, bottle, 1, 1/4 in, plastic resealing, HTM64TRR1/P

1 Touchdown base

Grp	ADB No	Qty	Description
1	CAL007	1	PULL/PUSH BUTTON, staff emergency call, reset and integral/adjacent indicator lamp
1	CAL1034	1	LAMP, repeat call, patient/staff or staff emergency or cardiac call, ceiling mounted
3	COMP1000	1	COMPUTER, complete with keyboard, screen and telephone.
			- 1 No. COM031 (grp 3) COMPUTER CPU
			- 1 No. COM033 (grp 3) COMPUTER KEYBOARD
			- 1 No. COM1000 (grp 3) COMPUTER MONITOR, TFT, digital flat panel display, desk top,
			- 1 No. TEL1000 (grp 3) TELEPHONE, handset, wall mounted: desk unit
1	OUT010	2	SOCKET outlet, switched, 13 amp, twin
1	OUT054	1	CONNECTION UNIT, unswitched, 13 amp, neon indicator
1	OUT1005	1	CLEANERS SOCKET outlet, switched, 13 amp, single, wall mounted
1	OUT131	1	SOCKET outlet double data/voice, wall/trunking mounted
1	PAN1001	1	PANEL, Nurse call
3	STO1004	1	STOOL, height adjustable, 380H 480 dia, with backrest
1	SWC025	1	SWITCH, light
1	TRU1000	1	TRUNKING, Power and Data trunking, length as drawn
1	WKT1005H	-	WORKTOP, standing, 700 deep 40mm thick, with 50mm upstand, length as drawn,
		1	1000 x 700 mm

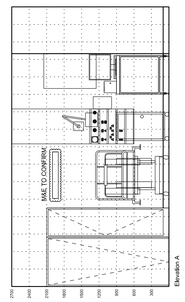

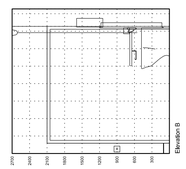

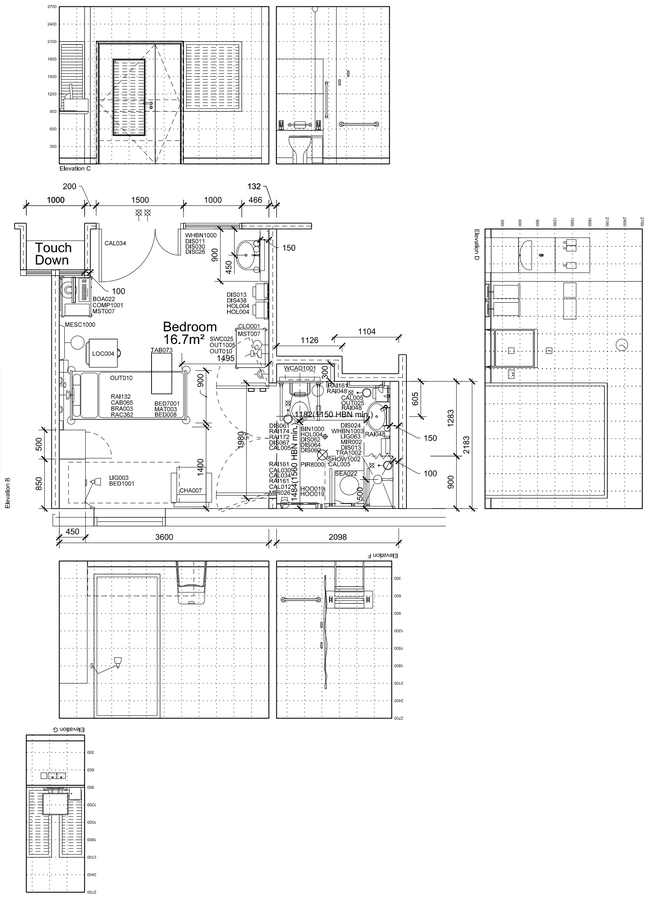

IN ABEYANCE

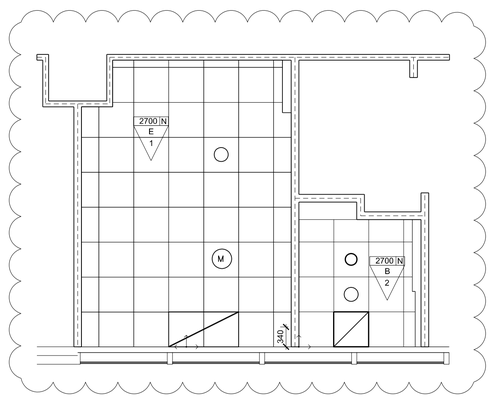

B0305A Single-bed room 1

Grp	ADB No	Qty	Description
3	BED015	1	BED variable height, two-way tilt, adjustable backrest and knee-break, built-in bed extension with mattress retainer, electrically operated, on castors, 380-780H 2260/2430L 1010W
1	BED025	1	MEDICAL SUPPLY UNIT, may include socket and parking bracket/clip for patient handset and bed/side light controls
1	BED7001	1	BED HEAD BUFFER/DOCKING device, bed and wall protection, horizontal, to design
2	BOA1000	1	BOARD, Magnetic whiteboard, wall mounted, 900H 600W
2	BRA003	1	BRACKET, holder, suction unit, wall mounted
1	CAL034	1	LAMP, repeat call, patient/staff or staff emergency or cardiac call
3	CHA307	1	CHAIR, easy, high back, with open arms, upholstered, wipeable
3	CHA317	2	CHAIR, upright, upholstered, stacking, wipeable
2	CLO001	1	CLOCK battery, wall mounted
3	COMP1001	1	COMPUTER, complete with keyboard and screen,
			- 1 No. COM031 (grp 3) COMPUTER CPU
			- 1 No. COM033 (grp 3) COMPUTER KEYBOARD
			- 1 No. COM1000 (grp 3) COMPUTER MONITOR, TFT, digital flat panel display, desk top,
2	DIS011	1	DISPENSER, barrier cream, disposable single cartridge, wall mounted
2	DIS013	1	DISPENSER, paper towel, wall mounted
2	DIS026	1	DISPENSER, Medical hand sanitizer, lever action, wall mounted
2	DIS030	1	DISPENSER, soap, disposable single cartridge, lever action, wall mounted
2	DIS438	1	DISPENSER, disposable gloves set of 4 and disposable apron, wall mounted
3	HOL004	2	HOLDER, sack, with lid foot operated, small, freestanding
2	HOO019	2	HOOK, single, small, wall mounted
1	LIG005	1	LUMINAIRE, bedhead, dimmable, patient reading and general nursing care/examination
3	LOC004	1	LOCKER; bedside, 4 compartment with lockable section drawer; towel rail at rear; on castors, with patient hanging space and Integrated lockable medicine, 902H 485W 485D
3	MAT008	1	MATTRESS, suitable for BED015
1	MEST1000A	1	MEDICAL SERVICE TRUNKING, acute bed/trolley space, to HTM 08-03 requirements. Entertainment system infrastructure only. The following codes are project options and should be removed if not required. CAL008 and OUT151.
			- 1 No. CAL008 (grp 1) PUSH BUTTON, staff crash call, reset and integral/adjacent indicator lamp, wall/trunking mounted,
			- 1 No. CAL012 (grp 1) RESET UNIT, with repeat lamp, patient/staff call
			- 1 No. CAL043 (grp 1) PUSH BUTTON patient/staff call with socket for extension pear push, trunking mounted
			- 1 No. CAL047 (grp 1) PUSH BUTTON staff emergency call, reset and integral/adjacent indicator lamp, trunking mounted
			- 1 No. ECS1001 (grp 1) INFRASTRUCTURE for ENTERTAINMENT SYSTEM: to client specification
			- 4 No. OUT012 (grp 1) SOCKET outlet switched 13amp twin, trunking mounted
			- 2 No. OUT131 (grp 1) SOCKET outlet double data/voice, wall/trunking mounted
			- 1 No. OUT151 (grp 1) SOCKET outlet patient monitoring, wall/trunking mounted
			- 1 No. OUT470 (grp 1) OUTLET, oxygen, medical
			- 1 No. OUT475 (grp 1) OUTLET, vacuum, medical
			- 1 No. TRU1001 (grp 1) MEDICAL SERVICE TRUNKING, horizontal, length as drawn,
3	MST007	2	TROLLEY, lockable, closed, with worktop, approx 900H 660W 500D, 600mm facing
1	OUT010	3	SOCKET outlet, switched, 13 amp, twin
1	OUT052	1	CONNECTION UNIT, switched, 13 amp
1	OUT1005	1	CLEANERS SOCKET outlet, switched, 13 amp, single, wall mounted
1	RAI130	2	RAIL, clinical equipment, wall mounted, 600mm
3	SPA055	1	Space for bed/reclining chair
1	SWC025	1	SWITCH, light
3	TAB073	1	TABLE, overbed, cantilevered
1	WHBN1000	1	WASH BASIN, clinical, with non touch panel mounted tap/s.
			- 1 No. BAS1101 (grp 1) BASIN, medium, hospital pattern, vitreous china, no tap holes, no overflow, Integral back outlet, 500W 400D, HTM64LBHM
			- 1 No. OUT052 (grp 1) CONNECTION UNIT, switched, 13 amp
			- 1 No. TAP894 (grp 1) TAP dib, hospital pattern, Integral thermostatic mixer, automatic action with sensor operation, HTM64TBH6
			- 1 No. WAS100 (grp 1) WASTE, unslotted flush-grated, metal, 1, 1/4 in, HTM64WT1
			- 1 No. WAS1000 (grp 1) TRAP, concealed waste, for back outlet basins.



BRIEFING CODE
B1802C

1:50

Notes:
- This drawing is copyright.
- Do not scale dimensions from this drawing.
- All discrepancies on this drawing are to be reported to the architect.
- Do not modify any element of this drawing.
- Use drawing only for purpose(s) issued.

Designer Identification of Hazard/Risk

CHILDRENS BEDROOM
Req Area: 16.5m²
Designed Area: 16.7m²

SHOWER ROOM EN-SUITE
Req Area: 4.5m²
Designed Area: 4.45m²

Rev	Date	Drw	Revision Notes	Chk	App
09	29.10.10	SvM	Updated to BCL comments.	-	-
08	28.10.10	SvM	Aligned with BCL/DT Review and 1:50 UGM Comments for FBC	-	-
07	02.07.10	ML	Issued to Reflect as Built Status 01.07.10	"	"
06	24.06.10	ML	Issued for construction	-	-
05	19.05.10	ML	Issued for construction	"	"
04	26.03.10	ML	Updated to latest Information	"	"
03	19.03.10	CL	Elevated	"	"
02	05.03.10	CL	Sketch	"	"
01	25.02.10	CL	Sketch	"	"

Client
NHS Greater Glasgow and Clyde

Contractor
Brookfield

NIGHTINGALE associates architects
87-91 Newman Street
London
W1T 3EY
Tel: 0207 079 9900
Fax: 0207 079 9901
www.nightingaleassociates.com

Project
NEW SOUTH GLASGOW HOSPITALS (NSGH) PROJECT

Drawing Title
ROOM LAYOUT DETAIL
SINGLE BEDROOM: Children/young people, with relatives overnight stay

Job No	Drawn	Checked	Approved
09080	CL	EB	-
Status		Date	Scale@A1
CONTRACT		26.02.10	1:50

Drawing No						Rev
Origin	Zone	Level	Type	Content	Sequential	09
NA	XX	XX	AS	480	002	

New South Glasgow Hospital
Childrens Hospital Bedroom



Brookfield

NHS Greater Glasgow and Clyde

The Scottish Government

A52756968

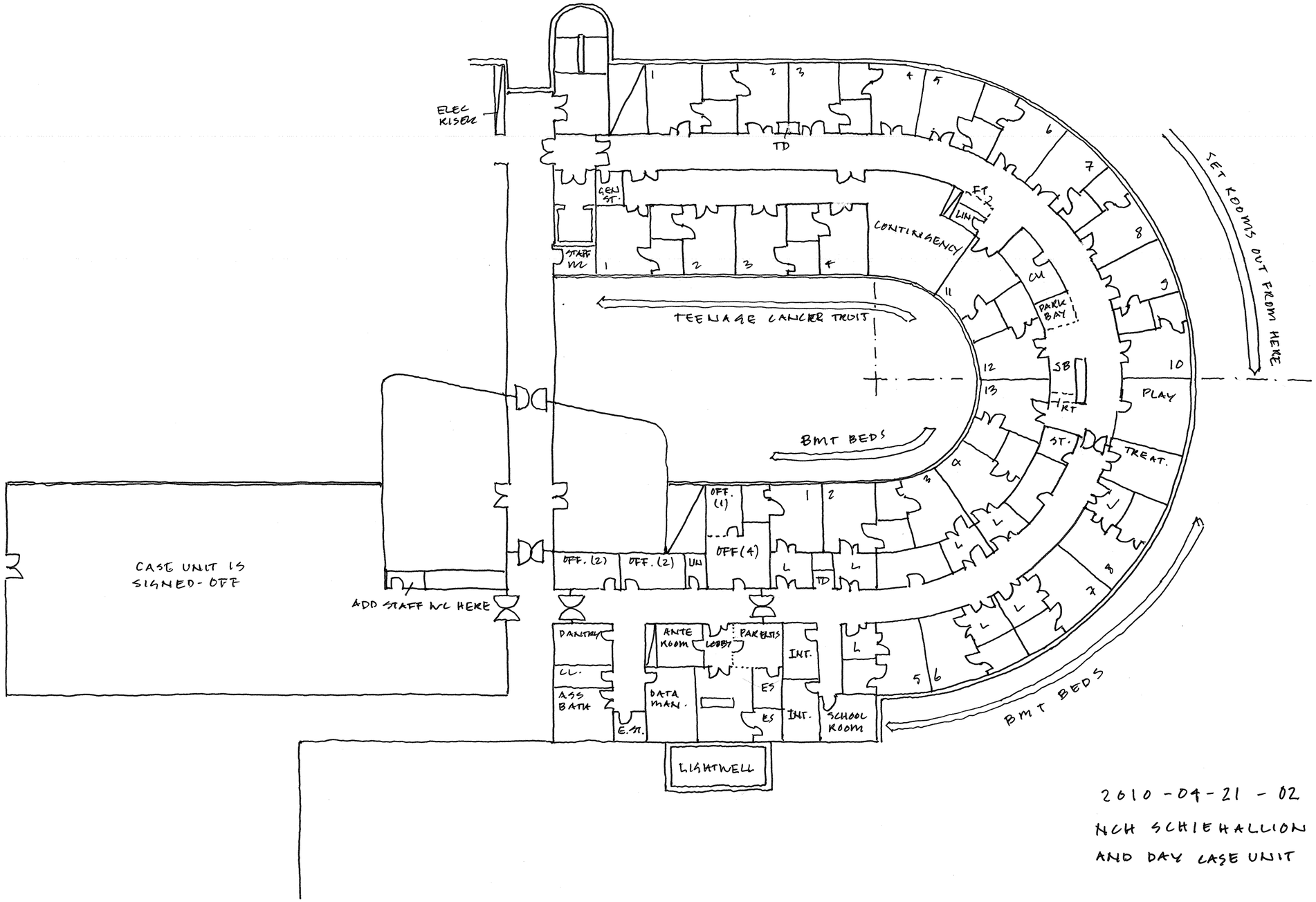

2010-04-21 - 02

NCH SCHIEHALLION WARD

AND DAY CASE UNIT 1:200 @ A2

A527

Ken Hall MULTIPLEX CONSTRUCTION EUROPE	Re: Isolation Room CCW-64 CONTRACTOR'S ADVICE	02/08/2011 BMCE-CONTADV-000240
Zisman NSGH ZISMAN BOWYER AND PARTNERS	Re: Isolation Room CCW-64 GENERAL CORRESPONDEN…	09/08/2011 ZBP-GC-001817
EMMA WHITE NIGHTINGALE ASSOCIATES	Re: Isolation Room CCW-64 GENERAL CORRESPONDEN…	09/08/2011 NA-GC-003680

MAIL TYPE	MAIL NUMBER	REFERENCE NUMBER
General Correspondence	NA-GC-003680	ZBP-RFI-000132

Re: Isolation Room CCW-64

From	Ms EMMA WHITE - NIGHTINGALE ASSOCIATES
To (2)	Mr Ken Hall - Brookfield Multiplex Construction Europe
	Mr Zisman NSGH - Zisman Bowyer and Partners
Cc (6)	Mr Gavin Burnett - Brookfield Multiplex Construction Europe
	Mr Darren Pike - Brookfield Multiplex Construction Europe
	Mr Darren Smith - Brookfield Multiplex Construction Europe
	Ms Liane Edwards - NIGHTINGALE ASSOCIATES
	Ms Carla Queiroz - NIGHTINGALE ASSOCIATES
	Ms Sonja Von Maltzahn - NIGHTINGALE ASSOCIATES
Sent	Tuesday, 9 August 2011 3:50:09 PM BST (GMT +01:00)
Status	**Closed-Out**

ATTRIBUTES

Attribute 1	Stage 3 - Adults New Hospital
Attribute 2	033. M&E Building Services

MESSAGE

Ken/Steve,

The signed-off drawings from the UGM process (both 1:200 and 1:50) represent the design required by the Board. The omission and therefore non-compliance with SHPN 04 Supp 1 should be logged on the Alternative Compliance Schedule for record/formal approval by the Board. Please return this (and any other comments) on the relevant RDS during the BM Review Period designated on the 1:50 Post Sign-Off Programme and we will address as required before these are issued to the Board. Thanks.

kind regards,

Emma

From: Zisman NSGH
Sent: 09/08/2011 1:39:02 PM BST (GMT +01:00)
To: Ken Hall **:** Gavin Burnett, Darren Pike, EMMA WHITE
Mail Number: ZBP-GC-001817
Subject: Re: Isolation Room CCW-64

Ken

To clarify your points:

There are two types of isolation room; one type with a lobby and one without (perhaps the descriptions lead to some confusion).

The lobbied rooms will be designed in accordance with SHPN 04 Supp 1.

The unlobbied rooms do not follow the SHPN as they do not have a lobby, hence my discussion with the Board, which was accepted.

Clearly if the RDS state a lobby is provided but it is not shown on the drawing then one of them needs to be updated. I can only assume that the plan is correct and this has been signed off by the Board.

By copy of this email could Nightingales amend the RDS (ADB) pack accordingly.

Regards

Steve Pardy

From: Ken Hall
Sent: 02/08/2011 4:39:16 PM BST (GMT +01:00)
To: Zisman NSGH **:** Gavin Burnett, Darren Pike, EMMA WHITE
Mail Number: BMCE-CONTADV-000240
Subject: Re: Isolation Room CCW-64

Guy

I have reviewed the ZBP pre RDD non compliance notes presented on the day, there is no record of this deviation documentated therefore this design conflict will need to be resolved with an audit trail.

Can you resolve with Nightingales please. Presumably the RDS will be updated to reflect what is shown on the drawings which will be going to the Board for sign off, and the M+E design is still being assessed in accordance with SHPN 04 Supplement 1, without the lobby. If the M+E design does not comply with the codes and standards quoted then this should be flagged up separately.

Regards

Ken

From: Zisman NSGH
Sent: 25/07/2011 10:44:21 AM BST (GMT +01:00)
To: Ken Hall **:** Gavin Burnett
Mail Number: ZBP-GC-001745
Subject: Re: Isolation Room CCW-64

Ken,

Further to our RFI below I can confirm that Steve Pardy discussed this with the Board at the Zone G presentation at the end of June. ZBP suggested that the rooms without a lobby would be pressure neutral with respect to the corridor (balanced supply and extract ventilation) which was accepted by the Board. This came about because the RDS refer to a lobby whereas the drawing does not show a lobby.

We will update the environmental matrix to reflect our current design.

Again, please can you confirm this is satisfactory by responding to the below RFI.

Regards

Guy

From: Zisman NSGH
Sent: 12/07/2011 4:45:14 PM BST (GMT +01:00)
To: Ken Hall **:** Gavin Burnett
Mail Number: ZBP-RFI-000132
Subject: Isolation Room CCW-64

The room data sheets state that Single Isolation Room CCW-064 in the critical care ward on the first floor of Zone G is to be accessed via a lobby in accordance with SHPN 04 Supplement 1.

The current layout does not include an access lobby for this room and we understand that the room is to be pressure neutral with respect to the corridor following discussions with the board. Our design does not include a separate ventilation system for this room and it will be served from a common supply unit with a dedicated extract fan.

We are currently proceeding with the design on this basis. Can you please confirm that this is satisfactory.

Regards,
Mark Harris

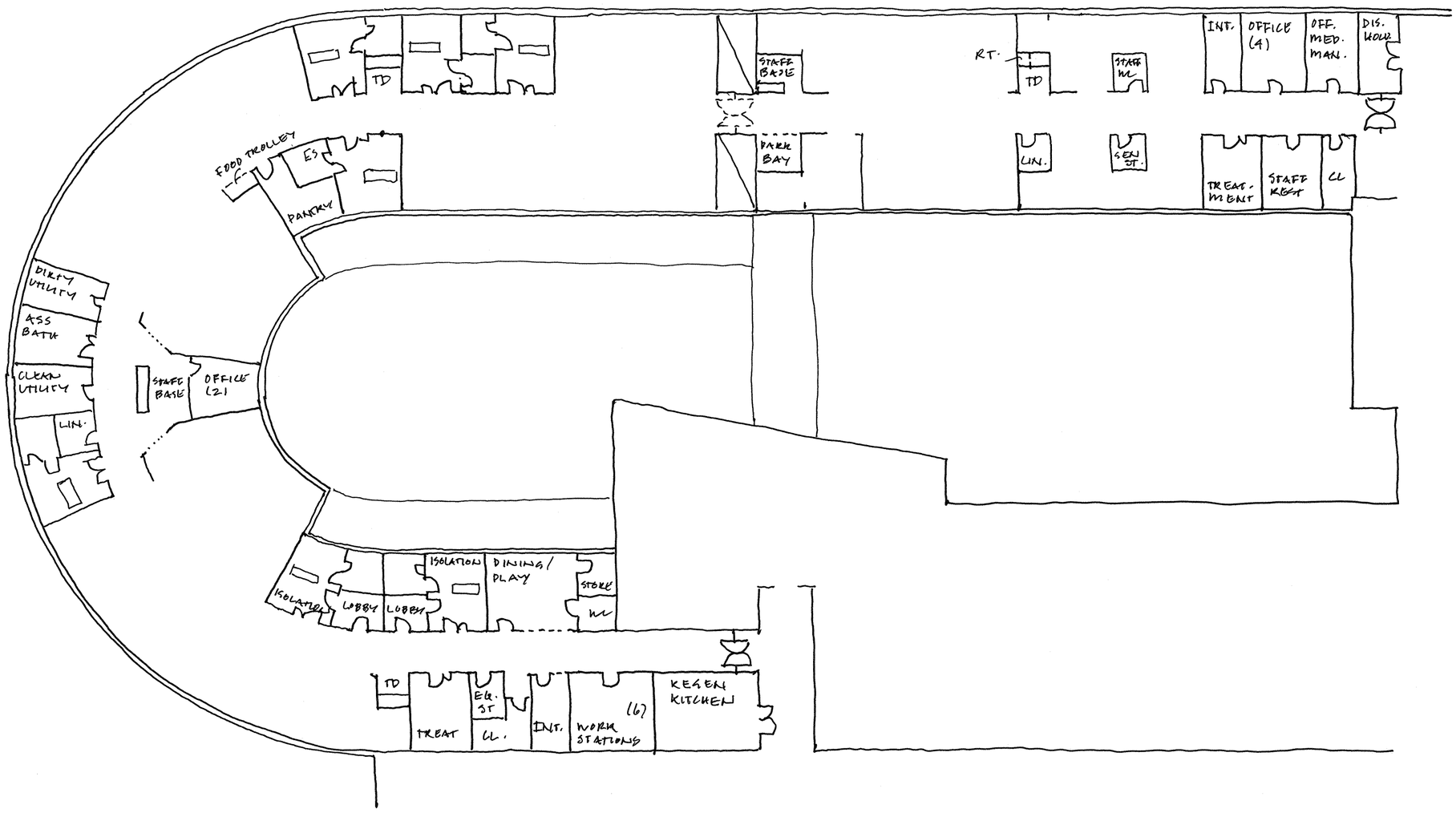

NCH ACUTE RECEIVING WARD 1:200 @ A2

2010 - 03 - 11 2ND ITERATION

MAIL TYPE	MAIL NUMBER	REFERENCE NUMBER
Transmittal	NA-TRANSMIT-000105	NA-TRANSMIT-000105

NSGH - Adults & Childrens - Record Drawings from final 1:200 UGM comments & signoff

From Ms Anna Brown - NIGHTINGALE ASSOCIATES

To (18)

Mr David Bower - Brookfield Construction (UK) Ltd

Mr Darren Smith - Brookfield Construction (UK) Ltd

Mr Mark Baird - Currie & Brown

Mr David Hall - Currie & Brown

Karen Connelly - Glasgow NHS Board

Ms Shiona Frew - Glasgow NHS Board

Mrs Heather Griffin - Glasgow NHS Board

Ms Mairi Macleod - Glasgow NHS Board

Mrs Fiona McCluskey - Glasgow NHS Board

Mr Peter Moir - Glasgow NHS Board

Mr Alan Seabourne - Glasgow NHS Board

Ms Jackie Stewart - Glasgow NHS Board

Frances Wrath - Glasgow NHS Board

Ms EMMA WHITE - NIGHTINGALE ASSOCIATES

Mr Paul Britton - Tribal

Mr Craig Dixon - Tribal

Mr George Iliopoulos - Tribal

Mr Scott McCallum - Tribal

Cc (8)

Mr Matthew Cromack - NIGHTINGALE ASSOCIATES

Mr Mark Drane - NIGHTINGALE ASSOCIATES

Mr JONATHAN HENDRICK - NIGHTINGALE ASSOCIATES

Ms Carla Queiroz - NIGHTINGALE ASSOCIATES

Mr Terry Sullivan - NIGHTINGALE ASSOCIATES

Mr JASON TRUSCOTT - NIGHTINGALE ASSOCIATES

Ms Sonja Von Maltzahn - NIGHTINGALE ASSOCIATES

Mr JOHN WIGGETT - NIGHTINGALE ASSOCIATES

Sent Friday, 16 July 2010 6:01:36 PM BST (GMT +01:00)

Reason Issued for Information

Status N/A

DOCUMENT ATTACHMENTS (36)

(**0** selected)

File	Document No	Revision	Title	Status
	NA-xx-00-PL-252-401	04	Ground Floor Plan_NCH Rehab & Therapies	For Information
	NA-xx-00-PL-252-402	06	Ground Floor Plan_NCH Entrance_OPD_Cardiology Testing	For Information
	NA-xx-00-PL-252-403	04	Ground Floor Plan_NCH Observation Ward And Child Protection	For Information
	NA-xx-00-PL-252-404	04	Ground Foor Plan_NCH Emergency Department And PICU Transport Base	For Information
	NA-xx-00-PL-252-405	06	Ground Floor Plan_NSGH Emergency Department	For Information
	NA-xx-00-PL-252-406	04	Ground Floor Plan-NSGH Acute Assessment	For Information
	NA-xx-00-PL-252-407	12	Ground Floor Plan_NSGH Radiology And Medical Illustration	For Information
	NA-xx-00-PL-252-408	04	Ground Floor Plan_NCH Radiology	For Information
	NA-xx-00-PL-252-409	05	Ground Floor Plan_NSGH OPD_Rehab & Therapies	For Information
	NA-xx-00-PL-252-411	06	Ground Floor Plan_Entrance Reception_Atrium Space_Phamacy_FM Offices And Discharge Lounge	For Information
	NA-xx-01-PL-252-400	07	First Floor Plan_Restaurant_Sanctuary And Atrium Space	For Information
	NA-xx-01-PL-252-401	07	First Floor Plan_NCH Theatres_Interventional_Radiology And Radiology	For Information
	NA-xx-01-PL-252-402	04	First Floor Plan_NCH 23 Hour Unit	For Information

File	Document No	Revision	Title	Status
	NA-xx-01-PL-252-403	09	First Floor Plan_NCH Critical Care (Picu)_Cardiology Ward_Support_MDU And Special Feeds	For Information
	NA-xx-01-PL-252-404	06	First Floor Plan_NSGH Coronary Care Unit (1 Of 2)	For Information
	NA-xx-01-PL-252-406	07	First Floor Plan-NSGH Stroke Ward And Medical Day Unit	For Information
	NA-xx-01-PL-252-407	06	First Floor Plan_NSGH Radiology	For Information
	NA-xx-01-PL-252-408	04	First Floor Plan_Nuclear Medicine	For Information
	NA-xx-01-PL-252-409	07	First Floor Plan - NSGH OPD And Pre-Op Asessment	For Information
	NA-xx-01-PL-252-414	06	First Floor Plan_NSGH Critical Care	For Information
	NA-xx-02-PL-252-400	03	Second Floor Plan Atrium	For Information
	NA-xx-02-PL-252-401	04	Second Floor Plan-NSGH Dermatology Ward	For Information
	NA-xx-02-PL-252-402	07	Second Floor Plan_NCH Schiehallion Ward_Day Case Unit_Theatres And Anaesthetics_Service Offices	For Information
	NA-xx-02-PL-252-403	04	Second Floor Plan_NCH Acute Receiving Ward	For Information
	NA-xx-02-PL-252-404	11	Second Floor Plan_NSGH Endoscopy_Decontamination_Medical Physics_Stores Bed Management And Staff Accomodation	For Information
	NA-xx-02-PL-252-409	06	Second Floor Plan_NSGH Dermatology OPD_Renal Dialysis	For Information
	NA-xx-02-PL-252-415	04	Second Floor Plan_NSGH Theatres	For Information
	NA-xx-03-PL-252-402	04	Third Floor Plan_NCH In Patient Ward	For Information
	NA-xx-03-PL-252-403	05	Third Floor Plan_NCH In Patient Ward_Ward Support	For Information
	NA-xx-04-PL-252-402	03	Fourth Floor Plan_NCH_DCFP	For Information

[redacted]

File	Document No	Revision	Title	Status
	NA-xx-04-PL-252-403	03	Fourth Floor Plan-NSGH Haemato-Oncology Ward	For Information
	NA-xx-04-PL-252-411	04	Fourth Floor Plan_NSGH Higher Acuity Renal Ward_Renal Ward	For Information
	NA-xx-06-PL-252-400	05	Sixth Floor Plan_Generic Ward_Lift Core	For Information
	NA-xx-06-PL-252-401	05	Sixth Floor Plan_Generic Ward	For Information
	NA-xx-06-PL-252-402	01	Six Floor Plan-Generic Ward (Helipad)	For Information
	NA-xx-B1-PL-252-400	04	Basement Floor Plan_FM Store_Distribution Store And Hotel Services And Potering	For Information

ATTRIBUTES

Attribute 1	Stage 2 - Adult New Hospitals Full Business Case (FBC), Stage 2 - Children's New Hospital Full Business case (FBC)
Attribute 2	090. 1:200 Design NSGH User Group Review

MESSAGE

Dear All,

Please find attached the 1:200 Coloured Plans for the Adults & Childrens Hospitals which form the set of record colour drawings as agreed at the end of the 1:200 UGM period. These include the drawings which were signed off at the 2nd, 3rd and 4th User Group Meetings, as well as drawings which had been revised as required for signoff post-final User Group Meetings. The attached drawings were previously issued via individual department emails on outlook and this transmittal is merely to collate the set for everyones record.

Best Regards,

Anna Brown.

NHS Greater Glasgow and Clyde

NEW SOUTH GLASGOW HOSPITALS

CHILDREN'S HOSPITAL

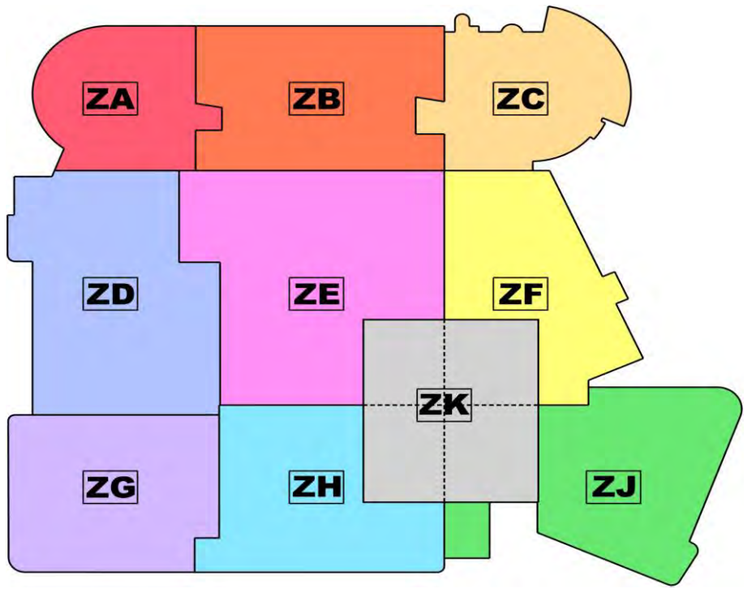

NIGHTINGALE associates

Codebook Report

NCH - Area Schedule

Status
Design Development - Issued for Appendix K (FBC)

Prepared by	[redacted]	24/08/2010	12/10/2010
Checked by	[redacted]	**DATE OF 1ST ISSUE**	**REVISION DATE**

Document Number
NA-SH-400-200

Revision
03

Notes
1. To be read in conjunction with the 1:200 General Arrangement B/W Plans (**PL-252-100 SERIES**) issued for Appendix K (FBC), 22/09/2010.

Rev	Date	Drw	Revision Notes	Chk	App
03	12/10/2010	[redacted]	Updated to incorporate Trust comments for FBC. Any room area changes have been shown in **yellow**. Issued for Appendix K (FBC)	[redacted]	[redacted]
02	30/09/2010	Tribal	Summary Sheet Added	[redacted]	[redacted]
01	24/08/2010	[redacted]	First Issue	[redacted]	[redacted]

New South Glasgow Hospitals Scheme

Hospital	Floor	Department	Designed Area m²
Children's	0	MAIN ENTRANCE	1,502.4
Children's	0	OPD	3,267.6
Children's	0	EMERGENCY DEPARTMENT	1,701.5
Children's	0	OBSERVATION WARD	897.7
Children's	0	CHILD PROTECTION UNIT	73.2
Children's	0	REHABILITATION: THERAPY & ORTHOTICS	910.4
Children's	0	RADIOLOGY - GROUND	1,714.1
Children's	0	CARDIOLOGY TESTING	267.5
Children's	0	GROUND FLOOR FM FACILITIES	72.0
Children's	0	GROUND FLOOR COMMUNICATIONS	1,350.7
Sub-total			**11,757.1**
Children's	01	THEATRES	4,372.3
Children's	01	CRITICAL CARE - PICU	2,107.2
Children's	01	MEDICAL DAY UNIT/CLINICAL INVESTIGATION	466.5
Children's	01	CARDIOLOGY	735.9
Children's	01	RADIOLOGY - FIRST	1,008.2
Children's	01	SPECIAL FEEDS	81.5
Children's	01	FIRST FLOOR FM FACILITIES	51.6
Children's	01	FIRST FLOOR COMMUNICATIONS	1,669.2
Sub-total			**10,492.4**
Children's	02	ACUTE RECEIVING UNIT	1,513.9
Children's	02	SCHIEHALLION WARD	1,281.3
Children's	02	DAY CASE UNIT	464.4
Children's	02	ASEPTIC SUITE	515.6
Children's	02	SCHIEHALLION & ARU SUPPORT	105.0
Children's	02	ANAESTHETIC FACILITIES	328.2
Children's	02	TRANSPORT BASE	75.0
Children's	02	EMERGENCY LINEN	89.8
Children's	02	TELEPHONE SERVICES	171.8
Children's	02	PLANT	70.3
Children's	02	SECOND FLOOR FM FACILITIES	51.6
Children's	02	SECOND FLOOR COMMUNICATION	1,261.9
Sub-total			**5,928.8**
Children's	03	GENERIC INPATIENT WARD 1	1,006.9
Children's	03	GENERIC INPATIENT WARD 2	1,038.4
Children's	03	GENERIC INPATIENT WARD 3	981.5
Children's	03	FM & ADMIN SUPPORT FOR WARDS	1,124.8
Children's	03	CONSULTANT OFFICES AND SUPPORT ACCOMMODATION	286.4
Children's	03	THIRD FLOOR FM FACILITIES	51.6
Children's	03	THIRD FLOOR COMMUNICATION	649.1
Sub-total			**5,138.7**
Children's	04	DEPT OF CHILD FORENSIC PSYCHOLOGY - DCFP	1,016.6
Children's	04	PLANTROOM	3,099.6
Children's	04	FOURTH FLOOR FM FACILITIES	35.2
Children's	04	FOURTH FLOOR COMMUNICATION	638.0
Sub-total			**4,789.4**
Total Children's Hospital			**38,106**

Building	NCH - Childrens
Floor	Ground Floor
Iteration	31/07/2010

Floor	Department	Dep Number	Sub Department	Sub Dep Number	Room Number	Room Name	Category - area included as circulation marked *	Required Area m²	Designed Area m²	Variance from Briefed Area in m²	Variance from Briefed Area as a %
00	MAIN ENTRANCE	00-01	Entrance	00-01-01	NCH-00-ENT-001	Entrance draught lobby	*-	12.0	30.3	18.3	152.5
00	MAIN ENTRANCE	00-01	Entrance	00-01-01	NCH-00-ENT-002	Patient trolley/wheelchair parking bay:	-	6.0	11.3	5.3	88.3
00	MAIN ENTRANCE	00-01	Entrance	00-01-01	NCH-00-ENT-003	Shopping & pushchair bay	-	8.0	6.3	-1.7	-21.3
00	MAIN ENTRANCE	00-01	Entrance	00-01-01	NCH-00-ENT-004	Refreshment vending machine bay	-	3.0	3.0	0.0	0.0
00	MAIN ENTRANCE	00-01	Entrance	00-01-01	NCH-00-ENT-007	Telephones	-	1.0	1.0	0.0	0.0
00	MAIN ENTRANCE	00-01	Entrance	00-01-01	NCH-00-ENT-008	Telephones	-	1.0	1.0	0.0	0.0
00	MAIN ENTRANCE	00-01	Entrance	00-01-01	NCH-00-ENT-009	Telephones w/chair height	-	1.5	1.5	0.0	0.0
00	MAIN ENTRANCE	00-01	Entrance	00-01-01	NCH-00-ENT-011	Entrance concourse	*-	30.0	742.7	712.7	2375.7
00	MAIN ENTRANCE	00-01	Entrance	00-01-01	NCH-00-ENT-017	Electrical Cupboard	-	0.0	1.7	1.7	100.0
00	MAIN ENTRANCE	00-01	Entrance	00-01-01		Sub Department Area		20.5	25.7	5.2	25.4
00	MAIN ENTRANCE	00-01	Entrance	00-01-01		Circulation		0.0	773.0	773.0	
00	MAIN ENTRANCE	00-01	Entrance	00-01-01		Sub Department Area Total		20.5	798.7	778.2	3796.1
00	MAIN ENTRANCE	00-01	Reception	00-01-02	- -	Disposal Hold	-	10.0	0.0	-10.0	-100.0
00	MAIN ENTRANCE	00-01	Reception	00-01-02	NCH-00-ENT-005	Cashiers office	-	12.0	15.9	3.9	32.5
00	MAIN ENTRANCE	00-01	Reception	00-01-02	NCH-00-ENT-010	Main Reception & Information	-	23.0	33.3	10.3	44.8
00	MAIN ENTRANCE	00-01	Reception	00-01-02	NCH-00-ENT-012	Waiting area: 25 places; incl. 3 wheelchair places	-	40.0	83.4	43.4	108.5
00	MAIN ENTRANCE	00-01	Reception	00-01-02		Sub Department Area		85.0	132.6	47.6	56.0
00	MAIN ENTRANCE	00-01	Reception	00-01-02		Circulation		0.0	0.0	0.0	
00	MAIN ENTRANCE	00-01	Reception	00-01-02		Sub Department Area Total		85.0	132.6	47.6	56.0
00	MAIN ENTRANCE	00-01	Sanitary facilities	00-01-03	NCH-00-ENT-035	Disposal Hold	-	10.0	10.1	0.1	1.0
00	MAIN ENTRANCE	00-01	Sanitary facilities	00-01-03	NCH-00-ENT-036	Cleaners Room & Equipment Store	-	12.0	12.7	0.7	5.8
00	MAIN ENTRANCE	00-01	Sanitary facilities	00-01-03	NCH-00-ENT-037	Disabled changing/WC	-	10.0	9.7	-0.3	-3.0
00	MAIN ENTRANCE	00-01	Sanitary facilities	00-01-03	NCH-00-ENT-039	Nappy change room	-	4.0	4.5	0.5	12.5
00	MAIN ENTRANCE	00-01	Sanitary facilities	00-01-03	NCH-00-ENT-040	WC: visitor ambulant user	-	2.5	2.3	-0.2	-8.0
00	MAIN ENTRANCE	00-01	Sanitary facilities	00-01-03	NCH-00-ENT-041	WC: visitor ambulant user	-	2.5	2.3	-0.2	-8.0
00	MAIN ENTRANCE	00-01	Sanitary facilities	00-01-03	NCH-00-ENT-042	WC: visitor ambulant user	-	2.5	2.7	0.2	8.0
00	MAIN ENTRANCE	00-01	Sanitary facilities	00-01-03	NCH-00-ENT-043	WC: visitor ambulant user	-	2.5	2.7	0.2	8.0
00	MAIN ENTRANCE	00-01	Sanitary facilities	00-01-03	NCH-00-ENT-046	WC: visitors disabled/ wheelchair user	-	4.5	4.5	0.0	0.0
00	MAIN ENTRANCE	00-01	Sanitary facilities	00-01-03	NCH-00-ENT-047	WC: visitors disabled/ wheelchair user	-	4.5	4.5	0.0	0.0
00	MAIN ENTRANCE	00-01	Sanitary facilities	00-01-03	NCH-00-ENT-048	Baby/infant feeding room	-	5.5	6.1	0.6	10.9
00	MAIN ENTRANCE	00-01	Sanitary facilities	00-01-03		Sub Department Area		60.5	62.2	1.7	2.8
00	MAIN ENTRANCE	00-01	Sanitary facilities	00-01-03		Circulation		0.0	0.0	0.0	
00	MAIN ENTRANCE	00-01	Sanitary facilities	00-01-03		Sub Department Area Total		60.5	62.2	1.7	2.8
00	MAIN ENTRANCE	00-01	Elective Admission Lounge	00-01-04	NCH-00-ENT-033	Ambulance Crew Room	-	12.0	13.3	1.3	10.8
00	MAIN ENTRANCE	00-01	Elective Admission Lounge	00-01-04	NCH-00-ENT-045	Interview rooms	-	9.0	10.5	1.5	16.7
00	MAIN ENTRANCE	00-01	Elective Admission Lounge	00-01-04	NCH-00-ENT-049	Interview rooms	-	9.0	9.7	0.7	7.8
00	MAIN ENTRANCE	00-01	Elective Admission Lounge	00-01-04		Sub Department Area		30.0	33.5	3.5	11.7
00	MAIN ENTRANCE	00-01	Elective Admission Lounge	00-01-04		Circulation		0.0	0.0	0.0	
00	MAIN ENTRANCE	00-01	Elective Admission Lounge	00-01-04		Sub Department Area Total		30.0	33.5	3.5	11.7
00	MAIN ENTRANCE	00-01	Security & Porters	00-01-05	NCH-00-ENT-006	Security (local) & Porters room:	-	14.0	16.6	2.6	18.6
00	MAIN ENTRANCE	00-01	Security & Porters	00-01-05		Sub Department Area		14.0	16.6	2.6	18.6
00	MAIN ENTRANCE	00-01	Security & Porters	00-01-05		Circulation		0.0	0.0	0.0	
00	MAIN ENTRANCE	00-01	Security & Porters	00-01-05		Sub Department Area Total		14.0	16.6	2.6	18.6

Building	NCH - Childrens
Floor	Ground Floor
Iteration	31/07/2010

Floor	Department	Dep Number	Sub Department	Sub Dep Number	Room Number	Room Name	Category - area included as circulation marked *	Required Area m²	Designed Area m²	Variance from Briefed Area in m²	Variance from Briefed Area as a %
00	MAIN ENTRANCE	00-01	Sanctuary	00-01-06	NCH-00-SAN-001	Reception	-	5.0	10.2	5.2	104.0
00	MAIN ENTRANCE	00-01	Sanctuary	00-01-06	NCH-00-SAN-002	Quiet / Counselling Room	-	9.0	10.6	1.6	17.8
00	MAIN ENTRANCE	00-01	Sanctuary	00-01-06	NCH-00-SAN-003	Sanctuary	-	30.0	31.7	1.7	5.7
00	MAIN ENTRANCE	00-01	Sanctuary	00-01-06	NCH-00-SAN-004	Vestry office: 2 places	-	13.0	13.1	0.1	0.8
00	MAIN ENTRANCE	00-01	Sanctuary	00-01-06	NCH-00-SAN-005	Washing Area	-	4.0	4.9	0.9	22.5
00	MAIN ENTRANCE	00-01	Sanctuary	00-01-06	NCH-00-SAN-006	Sanctuary Lobby	*-	0.0	25.4	25.4	100.0
00	MAIN ENTRANCE	00-01	Sanctuary	00-01-06		Sub Department Area		61.0	70.6	9.6	15.7
00	MAIN ENTRANCE	00-01	Sanctuary	00-01-06		Circulation		0.0	25.4	25.4	
00	MAIN ENTRANCE	00-01	Sanctuary	00-01-06		Sub Department Area Total		61.0	96.0	35.0	57.4
00	MAIN ENTRANCE	00-01	Radio Lollipop & Siblings Creche	00-01-07	NCH-00-ENT-013	Broadcasting Studio	-	12.0	13.0	1.0	8.3
00	MAIN ENTRANCE	00-01	Radio Lollipop & Siblings Creche	00-01-07	NCH-00-ENT-014	Childrens Club	-	25.0	25.2	0.2	0.8
00	MAIN ENTRANCE	00-01	Radio Lollipop & Siblings Creche	00-01-07	NCH-00-ENT-015	Lobby & Waiting to Studio & Creche	-	8.0	9.7	1.7	21.3
00	MAIN ENTRANCE	00-01	Radio Lollipop & Siblings Creche	00-01-07	NCH-00-ENT-016	Entrance / Office	-	10.0	9.9	-0.1	-1.0
00	MAIN ENTRANCE	00-01	Radio Lollipop & Siblings Creche	00-01-07	NCH-00-ENT-020	En-Suite Store to Studio	-	3.0	3.0	0.0	0.0
00	MAIN ENTRANCE	00-01	Radio Lollipop & Siblings Creche	00-01-07		Sub Department Area		58.0	60.8	2.8	4.8
00	MAIN ENTRANCE	00-01	Radio Lollipop & Siblings Creche	00-01-07		Circulation		0.0	0.0	0.0	
00	MAIN ENTRANCE	00-01	Radio Lollipop & Siblings Creche	00-01-07		Sub Department Area Total		58.0	60.8	2.8	4.8
00	MAIN ENTRANCE	00-01	Volunteers Service	00-01-08	NCH-00-ENT-027	Volunteers Lounge & Meetings Room	-	18.0	18.1	0.1	0.6
00	MAIN ENTRANCE	00-01	Volunteers Service	00-01-08	NCH-00-ENT-029	Office - 2 person	-	13.0	13.0	0.0	0.0
00	MAIN ENTRANCE	00-01	Volunteers Service	00-01-08		Sub Department Area		31.0	31.1	0.1	0.3
00	MAIN ENTRANCE	00-01	Volunteers Service	00-01-08		Circulation		0.0	0.0	0.0	
00	MAIN ENTRANCE	00-01	Volunteers Service	00-01-08		Sub Department Area Total		31.0	31.1	0.1	0.3
00	MAIN ENTRANCE	00-01	Family Bereavement Service	00-01-09	NCH-00-ENT-018	Waiting Area (4 persons)	-	6.0	6.4	0.4	6.7
00	MAIN ENTRANCE	00-01	Family Bereavement Service	00-01-09	NCH-00-ENT-019	WC - Ambulatory Asstd	-	4.5	5.7	1.2	26.7
00	MAIN ENTRANCE	00-01	Family Bereavement Service	00-01-09	NCH-00-ENT-021	Office -- 1 person + visitors	-	11.0	14.6	3.6	32.7
00	MAIN ENTRANCE	00-01	Family Bereavement Service	00-01-09	NCH-00-ENT-022	Children s Therapy Room	-	11.0	11.0	0.0	0.0
00	MAIN ENTRANCE	00-01	Family Bereavement Service	00-01-09	NCH-00-ENT-023	Office -- 1 person + visitors	-	11.0	11.0	0.0	0.0
00	MAIN ENTRANCE	00-01	Family Bereavement Service	00-01-09	NCH-00-ENT-024	Corridor	*-	0.0	25.9	25.9	100.0
00	MAIN ENTRANCE	00-01	Family Bereavement Service	00-01-09	NCH-00-ENT-025	Counselling Room	-	9.0	9.1	0.1	1.1
00	MAIN ENTRANCE	00-01	Family Bereavement Service	00-01-09	NCH-00-ENT-026	Counselling Room	-	9.0	9.0	0.0	0.0
00	MAIN ENTRANCE	00-01	Family Bereavement Service	00-01-09		Sub Department Area		61.5	66.9	5.4	8.8
00	MAIN ENTRANCE	00-01	Family Bereavement Service	00-01-09		Circulation		0.0	25.9	25.9	
00	MAIN ENTRANCE	00-01	Family Bereavement Service	00-01-09		Sub Department Area Total		61.5	92.8	31.3	50.9
00	MAIN ENTRANCE	00-01	Patient Information & Support	00-01-10	NCH-00-ENT-028	Family Information & resource centre (including Internet & NHS Information Stations x 4)	-	25.0	29.4	4.4	17.6
00	MAIN ENTRANCE	00-01	Patient Information & Support	00-01-10	NCH-00-ENT-030	Interview Room - 5 places	-	9.0	9.2	0.2	2.2
00	MAIN ENTRANCE	00-01	Patient Information & Support	00-01-10	NCH-00-ENT-031	Interview Room - 5 places	-	9.0	9.2	0.2	2.2
00	MAIN ENTRANCE	00-01	Patient Information & Support	00-01-10	NCH-00-ENT-032	Office - 2 person	-	13.0	13.4	0.4	3.1
00	MAIN ENTRANCE	00-01	Patient Information & Support	00-01-10	NCH-00-ENT-038	Patients advocates room	-	12.0	12.0	0.0	0.0
00	MAIN ENTRANCE	00-01	Patient Information & Support	00-01-10		Sub Department Area		68.0	73.1	5.1	7.5
00	MAIN ENTRANCE	00-01	Patient Information & Support	00-01-10		Circulation		0.0	0.0	0.0	
00	MAIN ENTRANCE	00-01	Patient Information & Support	00-01-10		Sub Department Area Total		68.0	73.1	5.1	7.5
00	MAIN ENTRANCE	00-01	Retail & Café	00-01-11	NCH-00-ENT-034	Snack Bar (incl seating area)	-	48.0	77.6	29.6	61.7
00	MAIN ENTRANCE	00-01	Retail & Café	00-01-11	NCH-00-ENT-044	General Retail Space	-	20.0	27.5	7.5	37.5
00	MAIN ENTRANCE	00-01	Retail & Café	00-01-11		Sub Department Area		68.0	105.0	37.0	54.4
00	MAIN ENTRANCE	00-01	Retail & Café	00-01-11		Circulation		0.0	0.0	0.0	
00	MAIN ENTRANCE	00-01	Retail & Café	00-01-11		Sub Department Area Total		68.0	105.0	37.0	54.4
00	**MAIN ENTRANCE**	**00-01**	**Totals**			**Department Area Total incl. 30% circulation allowance**		**724.8**	**1502.4**	**777.7**	**107.3**

Building	NCH - Childrens
Floor	Ground Floor
Iteration	31/07/2010

Floor	Department	Dep Number	Sub Department	Sub Dep Number	Room Number	Room Name	Category - area included as circulation marked *	Required Area m²	Designed Area m²	Variance from Briefed Area in m²	Variance from Briefed Area as a %
00	OPD	00-02	Outpatient Entrance	00-02-01	- -	Store	-	6.0	0.0	-6.0	-100.0
00	OPD	00-02	Outpatient Entrance	00-02-01	NCH-00-OPD-004	Reception: 5 Person	-	32.0	60.4	28.4	88.8
00	OPD	00-02	Outpatient Entrance	00-02-01	NCH-00-OPD-026	Cleaners Room	-	6.0	8.2	2.2	36.7
00	OPD	00-02	Outpatient Entrance	00-02-01	NCH-00-OPD-033	Medicines Management Room / Dispensing	-	15.0	15.0	0.0	0.0
00	OPD	00-02	Outpatient Entrance	00-02-01	NCH-00-OPD-063	Youth Booth	-	16.0	14.2	-1.8	-11.3
00	OPD	00-02	Outpatient Entrance	00-02-01	NCH-00-OPD-098	Childrens Atrium	*-	0.0	363.8	363.8	100.0
00	OPD	00-02	Outpatient Entrance	00-02-01	NCH-00-OPD-099	Vending Area & Telephones	-	1.5	7.0	5.5	366.7
00	OPD	00-02	Outpatient Entrance	00-02-01	NCH-00-OPD-100	Disabled Physical Measurement Bay	-	4.5	4.2	-0.3	-6.7
00	OPD	00-02	Outpatient Entrance	00-02-01	NCH-00-OPD-101	Physical Measurement Bay	-	3.0	4.9	1.9	63.3
00	OPD	00-02	Outpatient Entrance	00-02-01	NCH-00-OPD-102	Physical Measurement Bay	-	3.0	2.2	-0.8	-26.7
00	OPD	00-02	Outpatient Entrance	00-02-01	NCH-00-OPD-104	Disabled Physical Measurement Bay	-	4.5	4.5	0.0	0.0
00	OPD	00-02	Outpatient Entrance	00-02-01	NCH-00-OPD-146	Physical Measurement Bay	-	3.0	4.9	1.9	63.3
00	OPD	00-02	Outpatient Entrance	00-02-01	NCH-00-OPD-147	Toilets	-	2.5	1.9	-0.6	-24.0
00	OPD	00-02	Outpatient Entrance	00-02-01	NCH-00-OPD-148	Toilets	-	2.5	2.5	0.0	0.0
00	OPD	00-02	Outpatient Entrance	00-02-01	NCH-00-OPD-149	Baby / Infant Feeding Room	-	5.0	5.7	0.7	14.0
00	OPD	00-02	Outpatient Entrance	00-02-01	NCH-00-OPD-150	Nappy Change Room	-	4.0	5.7	1.7	42.5
00	OPD	00-02	Outpatient Entrance	00-02-01	NCH-00-OPD-151	Toilets	-	2.5	2.5	0.0	0.0
00	OPD	00-02	Outpatient Entrance	00-02-01	NCH-00-OPD-152	Toilets	-	2.5	1.9	-0.6	-24.0
00	OPD	00-02	Outpatient Entrance	00-02-01	NCH-00-OPD-153	Disabled WC	-	4.5	4.4	-0.1	-2.2
00	OPD	00-02	Outpatient Entrance	00-02-01	NCH-00-OPD-193	Disabled Phlebotomy Room (1 position)	-	13.5	13.2	-0.3	-2.2
00	OPD	00-02	Outpatient Entrance	00-02-01	NCH-00-OPD-194	Phlebotomy Room (1 position)	-	8.5	8.4	-0.1	-1.2
00	OPD	00-02	Outpatient Entrance	00-02-01	NCH-00-OPD-195	Vending Area & Telephones	-	1.5	6.7	5.2	346.7
00	OPD	00-02	Outpatient Entrance	00-02-01	NCH-00-OPD-202	Toilets	-	0.0	2.3	2.3	100.0
00	OPD	00-02	Outpatient Entrance	00-02-01		Sub Department Area		141.5	180.6	39.1	27.6
00	OPD	00-02	Outpatient Entrance	00-02-01		Circulation		0.0	363.8	363.8	
00	OPD	00-02	Outpatient Entrance	00-02-01		Sub Department Area Total		141.5	544.4	402.9	284.7
00	OPD	00-02	Admin & FM & Staff Areas etc	00-02-02	- -	Resus Bay	-	1.0	0.0	-1.0	-100.0
00	OPD	00-02	Admin & FM & Staff Areas etc	00-02-02	- -	Resus Bay	-	1.0	0.0	-1.0	-100.0
00	OPD	00-02	Admin & FM & Staff Areas etc	00-02-02	NCH-00-OPD-001	Admin / Clinical Notes Workstations	-	16.0	17.9	1.9	11.9
00	OPD	00-02	Admin & FM & Staff Areas etc	00-02-02	NCH-00-OPD-002	OPD Sister	-	10.0	12.5	2.5	25.0
00	OPD	00-02	Admin & FM & Staff Areas etc	00-02-02	NCH-00-OPD-003	OPD Manager	-	10.0	13.8	3.8	38.0
00	OPD	00-02	Admin & FM & Staff Areas etc	00-02-02	NCH-00-OPD-025	Disposal Hold	-	9.0	7.2	-1.8	-20.0
00	OPD	00-02	Admin & FM & Staff Areas etc	00-02-02	NCH-00-OPD-116	Disposal Hold	-	9.0	11.2	2.2	24.4
00	OPD	00-02	Admin & FM & Staff Areas etc	00-02-02	NCH-00-OPD-125	Changing & Shower / WC - Male Staff	-	8.0	8.2	0.2	2.5
00	OPD	00-02	Admin & FM & Staff Areas etc	00-02-02	NCH-00-OPD-126	Near Patient Testing Lab	-	15.0	16.3	1.3	8.7
00	OPD	00-02	Admin & FM & Staff Areas etc	00-02-02	NCH-00-OPD-127	Changing & Shower / WC - Female Staff	-	18.0	18.3	0.3	1.7
00	OPD	00-02	Admin & FM & Staff Areas etc	00-02-02	NCH-00-OPD-179	Disposal Hold	-	9.0	4.3	-4.7	-52.2
00	OPD	00-02	Admin & FM & Staff Areas etc	00-02-02		Sub Department Area		106.0	109.8	3.8	3.6
00	OPD	00-02	Admin & FM & Staff Areas etc	00-02-02		Circulation		0.0	0.0	0.0	
00	OPD	00-02	Admin & FM & Staff Areas etc	00-02-02		Sub Department Area Total		106.0	109.8	3.8	3.6
00	OPD	00-02	Generic OPD Cluster A	00-02-03	- -	Relatives / Interview / Counselling Room	-	9.0	0.0	-9.0	-100.0
00	OPD	00-02	Generic OPD Cluster A	00-02-03	NCH-00-OPD-160	Consult / Exam Room	-	24.0	21.9	-2.1	-8.8
00	OPD	00-02	Generic OPD Cluster A	00-02-03	NCH-00-OPD-168	Equipment / General Store	-	5.0	5.0	0.0	0.0
00	OPD	00-02	Generic OPD Cluster A	00-02-03	NCH-00-OPD-169	Consult / Exam Room	-	16.5	16.5	0.0	0.0
00	OPD	00-02	Generic OPD Cluster A	00-02-03	NCH-00-OPD-171	Consult / Exam Room	-	16.5	16.3	-0.2	-1.2
00	OPD	00-02	Generic OPD Cluster A	00-02-03	NCH-00-OPD-172	Consult / Exam Room	-	16.5	16.3	-0.2	-1.2
00	OPD	00-02	Generic OPD Cluster A	00-02-03	NCH-00-OPD-174	Consult / Exam Room	-	16.5	16.3	-0.2	-1.2
00	OPD	00-02	Generic OPD Cluster A	00-02-03	NCH-00-OPD-175	Consult / Exam Room	-	16.5	16.3	-0.2	-1.2
00	OPD	00-02	Generic OPD Cluster A	00-02-03	NCH-00-OPD-176	Waiting Area (incl parent supervised play)	-	45.0	42.7	-2.3	-5.1
00	OPD	00-02	Generic OPD Cluster A	00-02-03	NCH-00-OPD-177	Nurse Base	-	4.0	4.1	0.1	2.5
00	OPD	00-02	Generic OPD Cluster A	00-02-03	NCH-00-OPD-178	Consult / Exam Room	-	16.5	17.0	0.5	3.0
00	OPD	00-02	Generic OPD Cluster A	00-02-03	NCH-00-OPD-180	WC - Disabled Size	-	4.5	4.9	0.4	8.9
00	OPD	00-02	Generic OPD Cluster A	00-02-03	NCH-00-OPD-181	Treatment Room (with prep area)	-	16.5	15.4	-1.1	-6.7
00	OPD	00-02	Generic OPD Cluster A	00-02-03	NCH-00-OPD-189	Consult / Exam Room	-	16.5	16.6	0.1	0.6
00	OPD	00-02	Generic OPD Cluster A	00-02-03	NCH-00-OPD-190	En-suite Bathroom / WC to Treatment Room	-	16.0	4.6	-11.4	-71.3
00	OPD	00-02	Generic OPD Cluster A	00-02-03		Sub Department Area		239.5	213.9	-25.6	-10.7
00	OPD	00-02	Generic OPD Cluster A	00-02-03		Circulation		0.0	0.0	0.0	
00	OPD	00-02	Generic OPD Cluster A	00-02-03		Sub Department Area Total		239.5	213.9	-25.6	-10.7

Building	NCH - Childrens
Floor	Ground Floor
Iteration	31/07/2010

Floor	Department	Dep Number	Sub Department	Sub Dep Number	Room Number	Room Name	Category - area included as circulation marked *	Required Area m²	Designed Area m²	Variance from Briefed Area in m²	Variance from Briefed Area as a %
00	OPD	00-02	Generic OPD Cluster B	00-02-04	- -	En-suite Bathroom / WC to Treatment Room	-	16.0	0.0	-16.0	-100.0
00	OPD	00-02	Generic OPD Cluster B	00-02-04	- -	Equipment / General Store	-	5.0	0.0	-5.0	-100.0
00	OPD	00-02	Generic OPD Cluster B	00-02-04	NCH-00-OPD-107	Consult / Exam Room	-	16.5	16.7	0.2	1.2
00	OPD	00-02	Generic OPD Cluster B	00-02-04	NCH-00-OPD-120	WC - Disabled Size	-	4.5	4.8	0.3	6.7
00	OPD	00-02	Generic OPD Cluster B	00-02-04	NCH-00-OPD-155	Consult / Exam Room	-	16.5	19.0	2.5	15.2
00	OPD	00-02	Generic OPD Cluster B	00-02-04	NCH-00-OPD-159	Consult / Exam Room	-	16.5	16.5	0.0	0.0
00	OPD	00-02	Generic OPD Cluster B	00-02-04	NCH-00-OPD-161	Consult / Exam Room	-	16.5	16.5	0.0	0.0
00	OPD	00-02	Generic OPD Cluster B	00-02-04	NCH-00-OPD-163	Consult / Exam Room	-	16.5	16.5	0.0	0.0
00	OPD	00-02	Generic OPD Cluster B	00-02-04	NCH-00-OPD-166	Consult / Exam Room	-	16.5	17.6	1.1	6.7
00	OPD	00-02	Generic OPD Cluster B	00-02-04	NCH-00-OPD-167	Consult / Exam Room	-	16.5	16.2	-0.3	-1.8
00	OPD	00-02	Generic OPD Cluster B	00-02-04	NCH-00-OPD-182	Treatment Room (with prep area)	-	16.5	18.0	1.5	9.1
00	OPD	00-02	Generic OPD Cluster B	00-02-04	NCH-00-OPD-187	Relatives / Interview / Counselling Room	-	9.0	7.9	-1.1	-12.2
00	OPD	00-02	Generic OPD Cluster B	00-02-04	NCH-00-OPD-188	Consult / Exam Room	-	16.5	15.4	-1.1	-6.7
00	OPD	00-02	Generic OPD Cluster B	00-02-04	NCH-00-OPD-191	Waiting Area (incl parent supervised play)	-	30.0	34.6	4.6	15.3
00	OPD	00-02	Generic OPD Cluster B	00-02-04	NCH-00-OPD-192	Nurse Base	-	4.0	4.1	0.1	2.5
00	OPD	00-02	Generic OPD Cluster B	00-02-04	NCH-00-OPD-198	Riser RE12	-	0.0	3.9	3.9	100.0
00	OPD	00-02	Generic OPD Cluster B	00-02-04	NCH-00-OPD-201	Spare Space	-	0.0	1.1	1.1	100.0
00	OPD	00-02	Generic OPD Cluster B	00-02-04		Sub Department Area		217.0	208.9	-8.1	-3.7
00	OPD	00-02	Generic OPD Cluster B	00-02-04		Circulation		0.0	0.0	0.0	
00	OPD	00-02	Generic OPD Cluster B	00-02-04		Sub Department Area Total		217.0	208.9	-8.1	-3.7
00	OPD	00-02	Utility Room Support for Clusters A & B	00-02-05	NCH-00-OPD-142	Corridor	*-	0.0	155.6	155.6	100.0
00	OPD	00-02	Utility Room Support for Clusters A & B	00-02-05	NCH-00-OPD-154	Store Room	-	8.0	7.8	-0.2	-2.5
00	OPD	00-02	Utility Room Support for Clusters A & B	00-02-05	NCH-00-OPD-162	Clean Utility	-	14.0	11.0	-3.0	-21.4
00	OPD	00-02	Utility Room Support for Clusters A & B	00-02-05	NCH-00-OPD-164	Equipment Bay L	-	1.0	3.2	2.2	220.0
00	OPD	00-02	Utility Room Support for Clusters A & B	00-02-05	NCH-00-OPD-165	Staff WC	-	2.0	2.4	0.4	20.0
00	OPD	00-02	Utility Room Support for Clusters A & B	00-02-05	NCH-00-OPD-170	Specimen / Disabled WC	-	4.5	3.9	-0.6	-13.3
00	OPD	00-02	Utility Room Support for Clusters A & B	00-02-05	NCH-00-OPD-173	Cleaners Room	-	6.0	5.3	-0.7	-11.7
00	OPD	00-02	Utility Room Support for Clusters A & B	00-02-05	NCH-00-OPD-185	Dirty Utility	-	9.0	9.7	0.7	7.8
00	OPD	00-02	Utility Room Support for Clusters A & B	00-02-05		Sub Department Area		44.5	43.3	-1.2	-2.7
00	OPD	00-02	Utility Room Support for Clusters A & B	00-02-05		Circulation		0.0	155.6	155.6	
00	OPD	00-02	Utility Room Support for Clusters A & B	00-02-05		Sub Department Area Total		44.5	198.9	154.4	347.0
00	OPD	00-02	OPD Cluster C (Nephrology & Dental)	00-02-06	NCH-00-OPD-021	Consult / Exam / Exam (Single Sided)	-	13.5	14.7	1.2	8.9
00	OPD	00-02	OPD Cluster C (Nephrology & Dental)	00-02-06	NCH-00-OPD-082	Dental Room (1 chair)	-	20.0	19.9	-0.1	-0.5
00	OPD	00-02	OPD Cluster C (Nephrology & Dental)	00-02-06	NCH-00-OPD-106	WC - Disabled Size	-	0.0	4.9	4.9	100.0
00	OPD	00-02	OPD Cluster C (Nephrology & Dental)	00-02-06	NCH-00-OPD-109	Consult / Exam / Exam (Single Sided)	-	13.5	16.6	3.1	23.0
00	OPD	00-02	OPD Cluster C (Nephrology & Dental)	00-02-06	NCH-00-OPD-111	Equipment / General Store	-	6.0	9.1	3.1	51.7
00	OPD	00-02	OPD Cluster C (Nephrology & Dental)	00-02-06	NCH-00-OPD-118	Consult / Exam / Exam (Single Sided)	-	13.5	16.2	2.7	20.0
00	OPD	00-02	OPD Cluster C (Nephrology & Dental)	00-02-06	NCH-00-OPD-119	Consult / Exam / Exam (Single Sided)	-	13.5	15.7	2.2	16.3
00	OPD	00-02	OPD Cluster C (Nephrology & Dental)	00-02-06	NCH-00-OPD-121	Nurse Base	-	4.0	4.1	0.1	2.5
00	OPD	00-02	OPD Cluster C (Nephrology & Dental)	00-02-06	NCH-00-OPD-122	Waiting Area (incl parent supervised play)	-	30.0	36.4	6.4	21.3
00	OPD	00-02	OPD Cluster C (Nephrology & Dental)	00-02-06	NCH-00-OPD-139	Dental Room (1 chair)	-	20.0	19.9	-0.1	-0.5
00	OPD	00-02	OPD Cluster C (Nephrology & Dental)	00-02-06	NCH-00-OPD-140	Consult / Exam / Exam (Single Sided)	-	13.5	15.7	2.2	16.3
00	OPD	00-02	OPD Cluster C (Nephrology & Dental)	00-02-06	NCH-00-OPD-145	Dental Lab	-	6.0	10.6	4.6	76.7
00	OPD	00-02	OPD Cluster C (Nephrology & Dental)	00-02-06	NCH-00-OPD-157	WC - Disabled Size (en-suite to Consult/Exam)	-	4.5	4.5	0.0	0.0
00	OPD	00-02	OPD Cluster C (Nephrology & Dental)	00-02-06	NCH-00-OPD-158	Staff WC	-	2.0	2.0	0.0	0.0
00	OPD	00-02	OPD Cluster C (Nephrology & Dental)	00-02-06	NCH-00-OPD-183	Treatment Room (with prep area)	-	16.5	17.5	1.0	6.1
00	OPD	00-02	OPD Cluster C (Nephrology & Dental)	00-02-06	NCH-00-OPD-199	Electrical Cupboard	-	0.0	1.4	1.4	100.0
00	OPD	00-02	OPD Cluster C (Nephrology & Dental)	00-02-06		Sub Department Area		176.5	209.3	32.8	18.6
00	OPD	00-02	OPD Cluster C (Nephrology & Dental)	00-02-06		Circulation		0.0	0.0	0.0	
00	OPD	00-02	OPD Cluster C (Nephrology & Dental)	00-02-06		Sub Department Area Total		176.5	209.3	32.8	18.6
00	OPD	00-02	Generic OPD Cluster D	00-02-07	- -	Relatives / Interview / Counselling Room	-	9.0	0.0	-9.0	-100.0
00	OPD	00-02	Generic OPD Cluster D	00-02-07	NCH-00-OPD-062	Waiting Area (incl parent supervised play)	-	30.0	16.4	-13.6	-45.3
00	OPD	00-02	Generic OPD Cluster D	00-02-07	NCH-00-OPD-064	Nurse Base	-	4.0	5.0	1.0	25.0
00	OPD	00-02	Generic OPD Cluster D	00-02-07	NCH-00-OPD-068	Consult / Exam Room	-	16.5	21.0	4.5	27.3
00	OPD	00-02	Generic OPD Cluster D	00-02-07	NCH-00-OPD-069	Consult / Exam Room	-	16.5	18.2	1.7	10.3
00	OPD	00-02	Generic OPD Cluster D	00-02-07	NCH-00-OPD-070	Corridor	*-	0.0	61.3	61.3	100.0
00	OPD	00-02	Generic OPD Cluster D	00-02-07	NCH-00-OPD-071	Electrical Cupboard	-	0.0	1.4	1.4	100.0
00	OPD	00-02	Generic OPD Cluster D	00-02-07	NCH-00-OPD-073	Plaster Treatment Room & Store	-	45.0	59.3	14.3	31.8
00	OPD	00-02	Generic OPD Cluster D	00-02-07	NCH-00-OPD-075	WC - Disabled Size	-	4.5	5.5	1.0	22.2
00	OPD	00-02	Generic OPD Cluster D	00-02-07	NCH-00-OPD-076	Equipment / General Store	-	5.0	6.8	1.8	36.0
00	OPD	00-02	Generic OPD Cluster D	00-02-07	NCH-00-OPD-077	Consult / Exam Room	-	16.5	16.5	0.0	0.0
00	OPD	00-02	Generic OPD Cluster D	00-02-07	NCH-00-OPD-078	Consult / Exam Room	-	16.5	16.5	0.0	0.0
00	OPD	00-02	Generic OPD Cluster D	00-02-07	NCH-00-OPD-079	Waiting Area (incl parent supervised play)	-	40.0	39.3	-0.7	-1.8
00	OPD	00-02	Generic OPD Cluster D	00-02-07	NCH-00-OPD-108	Consult / Exam Room	-	16.5	16.0	-0.5	-3.0
00	OPD	00-02	Generic OPD Cluster D	00-02-07	NCH-00-OPD-137	Consult / Exam Room	-	16.5	16.6	0.1	0.6
00	OPD	00-02	Generic OPD Cluster D	00-02-07	NCH-00-OPD-143	Consult / Exam Room	-	16.5	19.0	2.5	15.2
00	OPD	00-02	Generic OPD Cluster D	00-02-07	NCH-00-OPD-144	Consult / Exam Room	-	16.5	16.2	-0.3	-1.8
00	OPD	00-02	Generic OPD Cluster D	00-02-07	NCH-00-OPD-184	Treatment Room (with prep area)	-	16.5	16.2	-0.3	-1.8
00	OPD	00-02	Generic OPD Cluster D	00-02-07		Sub Department Area		286.0	289.9	3.9	1.4
00	OPD	00-02	Generic OPD Cluster D	00-02-07		Circulation		0.0	61.3	61.3	
00	OPD	00-02	Generic OPD Cluster D	00-02-07		Sub Department Area Total		286.0	351.2	65.2	22.8

Building NCH - Childrens
Floor Ground Floor
Iteration 31/07/2010

Floor	Department	Dep Number	Sub Department	Sub Dep Number	Room Number	Room Name	Category - area included as circulation marked *	Required Area m²	Designed Area m²	Variance from Briefed Area in m²	Variance from Briefed Area as a %
00	OPD	00-02	Utility Room Support for Clusters C & D	00-02-08	- -	Cleaners Room	-	6.0	0.0	-6.0	-100.0
00	OPD	00-02	Utility Room Support for Clusters C & D	00-02-08	NCH-00-OPD-066	Equipment Bay L	-	1.0	1.4	0.4	40.0
00	OPD	00-02	Utility Room Support for Clusters C & D	00-02-08	NCH-00-OPD-072	Clean Utility	-	14.0	12.2	-1.8	-12.9
00	OPD	00-02	Utility Room Support for Clusters C & D	00-02-08	NCH-00-OPD-074	Staff WC	-	2.0	2.3	0.3	15.0
00	OPD	00-02	Utility Room Support for Clusters C & D	00-02-08	NCH-00-OPD-103	Specimen / Disabled WC	-	4.5	4.4	-0.1	-2.2
00	OPD	00-02	Utility Room Support for Clusters C & D	00-02-08	NCH-00-OPD-117	Riser	-	0.0	4.7	4.7	100.0
00	OPD	00-02	Utility Room Support for Clusters C & D	00-02-08	NCH-00-OPD-136	Store Room	-	8.0	11.6	3.6	45.0
00	OPD	00-02	Utility Room Support for Clusters C & D	00-02-08	NCH-00-OPD-141	Electrical Cupboard	-	0.0	1.4	1.4	100.0
00	OPD	00-02	Utility Room Support for Clusters C & D	00-02-08	NCH-00-OPD-196	Dirty Utility	-	9.0	9.0	0.0	0.0
00	OPD	00-02	Utility Room Support for Clusters C & D	00-02-08	NCH-00-OPD-203	Corridor	*-	0.0	103.1	103.1	100.0
00	OPD	00-02	Utility Room Support for Clusters C & D	00-02-08	NCH-00-OPD-204	Corridor	*-	0.0	76.4	76.4	100.0
00	OPD	00-02	Utility Room Support for Clusters C & D	00-02-08		Sub Department Area		44.5	47.1	2.6	5.8
00	OPD	00-02	Utility Room Support for Clusters C & D	00-02-08		Circulation		0.0	179.4	179.4	
00	OPD	00-02	Utility Room Support for Clusters C & D	00-02-08		Sub Department Area Total		44.5	226.6	182.1	409.2
00	OPD	00-02	OPD Cluster E (Ophthalmology)	00-02-09	NCH-00-OPD-113	WC - Disabled Size	-	4.5	4.8	0.3	6.7
00	OPD	00-02	OPD Cluster E (Ophthalmology)	00-02-09	NCH-00-OPD-114	Ophthalmology consulting/examination room	-	13.0	13.4	0.4	3.1
00	OPD	00-02	OPD Cluster E (Ophthalmology)	00-02-09	NCH-00-OPD-115	Ophthalmology consulting/examination room	-	13.0	16.1	3.1	23.8
00	OPD	00-02	OPD Cluster E (Ophthalmology)	00-02-09	NCH-00-OPD-123	Nurse Base	-	4.0	4.1	0.1	2.5
00	OPD	00-02	OPD Cluster E (Ophthalmology)	00-02-09	NCH-00-OPD-124	Waiting Area (incl parent supervised play)	-	45.0	50.9	5.9	13.1
00	OPD	00-02	OPD Cluster E (Ophthalmology)	00-02-09	NCH-00-OPD-128	Orthoptic Examination Room	-	20.0	20.3	0.3	1.5
00	OPD	00-02	OPD Cluster E (Ophthalmology)	00-02-09	NCH-00-OPD-129	Orthoptic Examination Room	-	20.0	20.3	0.3	1.5
00	OPD	00-02	OPD Cluster E (Ophthalmology)	00-02-09	NCH-00-OPD-130	Orthoptic Examination Room	-	20.0	20.3	0.3	1.5
00	OPD	00-02	OPD Cluster E (Ophthalmology)	00-02-09	NCH-00-OPD-132	Equipment / General Store	-	6.0	8.2	2.2	36.7
00	OPD	00-02	OPD Cluster E (Ophthalmology)	00-02-09	NCH-00-OPD-133	Ophthalmology consulting/examination room	-	13.0	15.9	2.9	22.3
00	OPD	00-02	OPD Cluster E (Ophthalmology)	00-02-09	NCH-00-OPD-135	Ophthalmology consulting/examination room	-	13.0	15.9	2.9	22.3
00	OPD	00-02	OPD Cluster E (Ophthalmology)	00-02-09		Sub Department Area		171.5	190.3	18.8	11.0
00	OPD	00-02	OPD Cluster E (Ophthalmology)	00-02-09		Circulation		0.0	0.0	0.0	
00	OPD	00-02	OPD Cluster E (Ophthalmology)	00-02-09		Sub Department Area Total		171.5	190.3	18.8	11.0
00	OPD	00-02	OPD Cluster F (Audiology)	00-02-10	NCH-00-OPD-083	Lobby & Control Areas	-	16.0	16.0	0.0	0.0
00	OPD	00-02	OPD Cluster F (Audiology)	00-02-10	NCH-00-OPD-084	Audiometric Test Room	-	30.3	26.0	-4.3	-14.2
00	OPD	00-02	OPD Cluster F (Audiology)	00-02-10	NCH-00-OPD-085	Audiometric Test Room	-	30.3	26.0	-4.3	-14.2
00	OPD	00-02	OPD Cluster F (Audiology)	00-02-10	NCH-00-OPD-086	Lobby & Control Areas	-	16.0	16.0	0.0	0.0
00	OPD	00-02	OPD Cluster F (Audiology)	00-02-10	NCH-00-OPD-087	Audiometric Test Room	-	30.3	26.0	-4.3	-14.2
00	OPD	00-02	OPD Cluster F (Audiology)	00-02-10	NCH-00-OPD-088	WC - Disabled Size	-	4.5	4.5	0.0	0.0
00	OPD	00-02	OPD Cluster F (Audiology)	00-02-10	NCH-00-OPD-089	Equipment / General Store	-	6.0	5.4	-0.6	-10.0
00	OPD	00-02	OPD Cluster F (Audiology)	00-02-10	NCH-00-OPD-090	Workshop	-	12.0	13.7	1.7	14.2
00	OPD	00-02	OPD Cluster F (Audiology)	00-02-10	NCH-00-OPD-091	Corridor	*-	0.0	79.0	79.0	100.0
00	OPD	00-02	OPD Cluster F (Audiology)	00-02-10	NCH-00-OPD-092	Interview / Fitting / Consult / Vestibular Function	-	16.0	14.9	-1.1	-6.9
00	OPD	00-02	OPD Cluster F (Audiology)	00-02-10	NCH-00-OPD-093	Interview / Fitting / Consult / Vestibular Function	-	16.0	14.9	-1.1	-6.9
00	OPD	00-02	OPD Cluster F (Audiology)	00-02-10	NCH-00-OPD-094	Interview / Fitting / Consult / Vestibular Function	-	16.0	14.9	-1.1	-6.9
00	OPD	00-02	OPD Cluster F (Audiology)	00-02-10	NCH-00-OPD-095	Interview / Fitting / Consult / Vestibular Function	-	16.0	14.9	-1.1	-6.9
00	OPD	00-02	OPD Cluster F (Audiology)	00-02-10	NCH-00-OPD-096	Waiting Area (incl parent supervised play)	-	30.0	18.8	-11.2	-37.3
00	OPD	00-02	OPD Cluster F (Audiology)	00-02-10	NCH-00-OPD-097	Nurse Base	-	8.0	5.0	-3.0	-37.5
00	OPD	00-02	OPD Cluster F (Audiology)	00-02-10	NCH-00-OPD-138	Audiometric Test Room	-	30.3	26.0	-4.3	-14.2
00	OPD	00-02	OPD Cluster F (Audiology)	00-02-10	NCH-00-OPD-197	Interview / Fitting / Consult / Vestibular Function	-	16.0	10.1	-5.9	-36.9
00	OPD	00-02	OPD Cluster F (Audiology)	00-02-10		Sub Department Area		293.7	253.1	-40.6	-13.8
00	OPD	00-02	OPD Cluster F (Audiology)	00-02-10		Circulation		0.0	79.0	79.0	
00	OPD	00-02	OPD Cluster F (Audiology)	00-02-10		Sub Department Area Total		293.7	332.1	38.4	13.1
00	OPD	00-02	Utility Room Support for Clusters E & F	00-02-11	- -	Equipment Bay L	-	1.0	0.0	-1.0	-100.0
00	OPD	00-02	Utility Room Support for Clusters E & F	00-02-11	NCH-00-OPD-080	Electrophysiology Room	-	21.0	15.8	-5.2	-24.8
00	OPD	00-02	Utility Room Support for Clusters E & F	00-02-11	NCH-00-OPD-081	Store Room	-	8.0	6.0	-2.0	-25.0
00	OPD	00-02	Utility Room Support for Clusters E & F	00-02-11	NCH-00-OPD-105	Relatives / Interview / Counselling Room	-	9.0	9.2	0.2	2.2
00	OPD	00-02	Utility Room Support for Clusters E & F	00-02-11	NCH-00-OPD-110	Clean Utility	-	14.0	10.8	-3.2	-22.9
00	OPD	00-02	Utility Room Support for Clusters E & F	00-02-11	NCH-00-OPD-112	Staff WC	-	2.0	5.9	3.9	195.0
00	OPD	00-02	Utility Room Support for Clusters E & F	00-02-11	NCH-00-OPD-131	Electrophysiology Room	-	21.0	20.6	-0.4	-1.9
00	OPD	00-02	Utility Room Support for Clusters E & F	00-02-11	NCH-00-OPD-134	Electrical CUpboard	-	0.0	1.4	1.4	100.0
00	OPD	00-02	Utility Room Support for Clusters E & F	00-02-11	NCH-00-OPD-200	Spare Space	-	0.0	2.0	2.0	100.0
00	OPD	00-02	Utility Room Support for Clusters E & F	00-02-11		Sub Department Area		76.0	71.7	-4.3	-5.7
00	OPD	00-02	Utility Room Support for Clusters E & F	00-02-11		Circulation		0.0	0.0	0.0	
00	OPD	00-02	Utility Room Support for Clusters E & F	00-02-11		Sub Department Area Total		76.0	71.7	-4.3	-5.7

Building	NCH - Childrens
Floor	Ground Floor
Iteration	31/07/2010

Floor	Department	Dep Number	Sub Department	Sub Dep Number	Room Number	Room Name	Category - area included as circulation marked *	Required Area m²	Designed Area m²	Variance from Briefed Area in m²	Variance from Briefed Area as a %
00	OPD	00-02	OPD Cluster G (Neurology)	00-02-12	- -	Reception - 1 position	-	8.0	0.0	-8.0	-100.0
00	OPD	00-02	OPD Cluster G (Neurology)	00-02-12	NCH-00-OPD-008	Standard Single Sided Consult Rooms	-	16.5	16.5	0.0	0.0
00	OPD	00-02	OPD Cluster G (Neurology)	00-02-12	NCH-00-OPD-015	Meeting room	-	20.0	19.6	-0.4	-2.0
00	OPD	00-02	OPD Cluster G (Neurology)	00-02-12	NCH-00-OPD-016	Meeting room	-	20.0	19.6	-0.4	-2.0
00	OPD	00-02	OPD Cluster G (Neurology)	00-02-12	NCH-00-OPD-017	MDT Meeting Room	-	12.0	14.8	2.8	23.3
00	OPD	00-02	OPD Cluster G (Neurology)	00-02-12	NCH-00-OPD-018	Family Room	-	13.5	13.5	0.0	0.0
00	OPD	00-02	OPD Cluster G (Neurology)	00-02-12	NCH-00-OPD-019	Standard Single Sided Consult Rooms	-	16.5	16.0	-0.5	-3.0
00	OPD	00-02	OPD Cluster G (Neurology)	00-02-12	NCH-00-OPD-020	Standard Single Sided Consult Rooms	-	16.5	16.0	-0.5	-3.0
00	OPD	00-02	OPD Cluster G (Neurology)	00-02-12	NCH-00-OPD-022	ECG	-	16.0	16.0	0.0	0.0
00	OPD	00-02	OPD Cluster G (Neurology)	00-02-12	NCH-00-OPD-023	Reporting / Viewing Room	-	25.0	25.0	0.0	0.0
00	OPD	00-02	OPD Cluster G (Neurology)	00-02-12	NCH-00-OPD-024	Corridor	*-	0.0	59.2	59.2	100.0
00	OPD	00-02	OPD Cluster G (Neurology)	00-02-12	NCH-00-OPD-027	Staff WC	-	2.0	3.4	1.4	70.0
00	OPD	00-02	OPD Cluster G (Neurology)	00-02-12	NCH-00-OPD-028	WC - Disabled Size	-	4.5	6.5	2.0	44.4
00	OPD	00-02	OPD Cluster G (Neurology)	00-02-12	NCH-00-OPD-029	Standard Single Sided Consult Rooms	-	16.5	15.7	-0.8	-4.8
00	OPD	00-02	OPD Cluster G (Neurology)	00-02-12	NCH-00-OPD-031	Treatment Room	-	16.0	15.4	-0.6	-3.8
00	OPD	00-02	OPD Cluster G (Neurology)	00-02-12	NCH-00-OPD-032	Waiting Area (incl parent supervised play)	-	12.0	24.7	12.7	105.8
00	OPD	00-02	OPD Cluster G (Neurology)	00-02-12	NCH-00-OPD-156	ECG	-	16.0	16.0	0.0	0.0
00	OPD	00-02	OPD Cluster G (Neurology)	00-02-12		Sub Department Area		231.0	238.6	7.6	3.3
00	OPD	00-02	OPD Cluster G (Neurology)	00-02-12		Circulation		0.0	59.2	59.2	
00	OPD	00-02	OPD Cluster G (Neurology)	00-02-12		Sub Department Area Total		231.0	297.8	66.8	28.9
00	OPD	00-02	Lung Function Suite	00-02-13	NCH-00-OPD-035	Clinical Prep/Store	-	7.0	7.4	0.4	5.7
00	OPD	00-02	Lung Function Suite	00-02-13	NCH-00-OPD-040	Infant Lung Function Lab	-	13.0	12.5	-0.5	-3.8
00	OPD	00-02	Lung Function Suite	00-02-13	NCH-00-OPD-041	Shower/WC	-	6.5	6.6	0.1	1.5
00	OPD	00-02	Lung Function Suite	00-02-13	NCH-00-OPD-042	Electrical Cupboard	-	0.0	1.5	1.5	100.0
00	OPD	00-02	Lung Function Suite	00-02-13	NCH-00-OPD-043	Dirty Utility	-	4.5	6.6	2.1	46.7
00	OPD	00-02	Lung Function Suite	00-02-13	NCH-00-OPD-045	Corridor	*-	0.0	54.6	54.6	100.0
00	OPD	00-02	Lung Function Suite	00-02-13	NCH-00-OPD-046	Reporting room	-	18.0	18.0	0.0	0.0
00	OPD	00-02	Lung Function Suite	00-02-13	NCH-00-OPD-047	Lung Volumes Lab	-	21.5	23.9	2.4	11.2
00	OPD	00-02	Lung Function Suite	00-02-13	NCH-00-OPD-048	Sweat Test Lab	-	12.5	13.3	0.8	6.4
00	OPD	00-02	Lung Function Suite	00-02-13	NCH-00-OPD-049	Fitness to Fly Lab	-	12.0	12.5	0.5	4.2
00	OPD	00-02	Lung Function Suite	00-02-13	NCH-00-OPD-050	Exercise Test lab	-	23.0	23.0	0.0	0.0
00	OPD	00-02	Lung Function Suite	00-02-13		Sub Department Area		118.0	125.2	7.2	6.1
00	OPD	00-02	Lung Function Suite	00-02-13		Circulation		0.0	54.6	54.6	
00	OPD	00-02	Lung Function Suite	00-02-13		Sub Department Area Total		118.0	179.8	61.8	52.4
00	OPD	00-02	Psychology & Liaison Psychiatry	00-02-14	NCH-00-OPD-005	General Office & Reception	-	12.0	15.1	3.1	25.8
00	OPD	00-02	Psychology & Liaison Psychiatry	00-02-14	NCH-00-OPD-006	Sub - Waiting Area	-	12.0	15.8	3.8	31.7
00	OPD	00-02	Psychology & Liaison Psychiatry	00-02-14	NCH-00-OPD-007	Electrical Cupboard	-	0.0	1.4	1.4	100.0
00	OPD	00-02	Psychology & Liaison Psychiatry	00-02-14	NCH-00-OPD-009	WC - Asstd Ambulatory	-	2.5	2.8	0.3	12.0
00	OPD	00-02	Psychology & Liaison Psychiatry	00-02-14	NCH-00-OPD-010	Corridor	*-	0.0	39.0	39.0	100.0
00	OPD	00-02	Psychology & Liaison Psychiatry	00-02-14	NCH-00-OPD-011	Clinical Interview Rooms	-	12.0	12.9	0.9	7.5
00	OPD	00-02	Psychology & Liaison Psychiatry	00-02-14	NCH-00-OPD-012	Clinical Interview Rooms	-	12.0	12.9	0.9	7.5
00	OPD	00-02	Psychology & Liaison Psychiatry	00-02-14	NCH-00-OPD-013	Interview Room (Obs Family / Play)	-	20.0	21.7	1.7	8.5
00	OPD	00-02	Psychology & Liaison Psychiatry	00-02-14	NCH-00-OPD-014	Observation Room	-	8.0	11.3	3.3	41.3
00	OPD	00-02	Psychology & Liaison Psychiatry	00-02-14		Sub Department Area		78.5	93.9	15.4	19.6
00	OPD	00-02	Psychology & Liaison Psychiatry	00-02-14		Circulation		0.0	39.0	39.0	
00	OPD	00-02	Psychology & Liaison Psychiatry	00-02-14		Sub Department Area Total		78.5	132.9	54.4	69.3
00	**OPD**	**00-02**	**Totals**			**Department Area Total incl. 30% circulation allowance**		**2891.5**	**3267.6**	**376.1**	**13.0**

Building	NCH - Childrens
Floor	Ground Floor
Iteration	31/07/2010

Floor	Department	Dep Number	Sub Department	Sub Dep Number	Room Number	Room Name	Category - area included as circulation marked *	Required Area m²	Designed Area m²	Variance from Briefed Area in m²	Variance from Briefed Area as a %
00	EMERGENCY DEPARTMENT	00-03	Entrance; reception & waiting facilities	00-03-01	NCH-00-EMC-001	Main entrance draught lobby	*-	11.0	11.8	0.8	7.3
00	EMERGENCY DEPARTMENT	00-03	Entrance; reception & waiting facilities	00-03-01	NCH-00-EMC-002	Public telephone: single booth; accessible	-	2.0	1.5	-0.5	-25.0
00	EMERGENCY DEPARTMENT	00-03	Entrance; reception & waiting facilities	00-03-01	NCH-00-EMC-003	WC & handwash: semi ambulant	-	2.5	2.5	0.0	0.0
00	EMERGENCY DEPARTMENT	00-03	Entrance; reception & waiting facilities	00-03-01	NCH-00-EMC-004	WC & handwash: semi ambulant	-	2.5	2.4	-0.1	-4.0
00	EMERGENCY DEPARTMENT	00-03	Entrance; reception & waiting facilities	00-03-01	NCH-00-EMC-005	WC & handwash: semi ambulant	-	2.5	2.4	-0.1	-4.0
00	EMERGENCY DEPARTMENT	00-03	Entrance; reception & waiting facilities	00-03-01	NCH-00-EMC-006	WC & handwash: semi ambulant	-	2.5	2.5	0.0	0.0
00	EMERGENCY DEPARTMENT	00-03	Entrance; reception & waiting facilities	00-03-01	NCH-00-EMC-007	Infant feeding room	-	5.5	5.4	-0.1	-1.8
00	EMERGENCY DEPARTMENT	00-03	Entrance; reception & waiting facilities	00-03-01	NCH-00-EMC-008	WC & handwash: accessible; wheelchair assisted	-	4.5	4.4	-0.1	-2.2
00	EMERGENCY DEPARTMENT	00-03	Entrance; reception & waiting facilities	00-03-01	NCH-00-EMC-019	Nappy change room with handwash	-	4.0	3.9	-0.1	-2.5
00	EMERGENCY DEPARTMENT	00-03	Entrance; reception & waiting facilities	00-03-01	NCH-00-EMC-091	Reception: 2 staff	-	10.0	17.7	7.7	77.0
00	EMERGENCY DEPARTMENT	00-03	Entrance; reception & waiting facilities	00-03-01	NCH-00-EMC-096	Main entrance draught lobby	*-	11.0	11.3	0.3	2.7
00	EMERGENCY DEPARTMENT	00-03	Entrance; reception & waiting facilities	00-03-01	NCH-00-EMC-097	Parking bay: 3 accident trolleys & 3 wheelchairs	-	12.0	13.1	1.1	9.2
00	EMERGENCY DEPARTMENT	00-03	Entrance; reception & waiting facilities	00-03-01	NCH-00-EMC-099	Triage Rooms	-	12.0	11.3	-0.7	-5.8
00	EMERGENCY DEPARTMENT	00-03	Entrance; reception & waiting facilities	00-03-01	NCH-00-EMC-100	Triage Rooms	-	12.0	11.5	-0.5	-4.2
00	EMERGENCY DEPARTMENT	00-03	Entrance; reception & waiting facilities	00-03-01	NCH-00-EMC-101	Corridor	*-	0.0	37.9	37.9	100.0
00	EMERGENCY DEPARTMENT	00-03	Entrance; reception & waiting facilities	00-03-01	NCH-00-EMC-102	Waiting area: 25 - 30 persons including 2 wheelchair users incl Play Area	-	40.5	34.5	-6.0	-14.8
00	EMERGENCY DEPARTMENT	00-03	Entrance; reception & waiting facilities	00-03-01	NCH-00-EMC-103	Refreshment: drinking water dispenser	-	0.5	0.5	0.0	0.0
00	EMERGENCY DEPARTMENT	00-03	Entrance; reception & waiting facilities	00-03-01	NCH-00-EMC-104	Waiting play area: 10 children	-	18.0	15.4	-2.6	-14.4
00	EMERGENCY DEPARTMENT	00-03	Entrance; reception & waiting facilities	00-03-01	NCH-00-EMC-105	Parking bay: 6 wheelchairs	-	4.0	2.6	-1.4	-35.0
00	EMERGENCY DEPARTMENT	00-03	Entrance; reception & waiting facilities	00-03-01		Sub Department Area		135.0	131.5	-3.5	-2.6
00	EMERGENCY DEPARTMENT	00-03	Entrance; reception & waiting facilities	00-03-01		Circulation		0.0	60.9	60.9	
00	EMERGENCY DEPARTMENT	00-03	Entrance; reception & waiting facilities	00-03-01		Sub Department Area Total		135.0	192.4	57.4	42.5
00	EMERGENCY DEPARTMENT	00-03	Assessment & Treatment Facilities (Minors Area)	00-03-02	NCH-00-EMC-022	WC & handwash: specimen; accessible; wheelchair	-	4.5	4.5	0.0	0.0
00	EMERGENCY DEPARTMENT	00-03	Assessment & Treatment Facilities (Minors Area)	00-03-02	NCH-00-EMC-023	Assess & Treatment room: Paediatric; A&E	-	16.0	14.7	-1.3	-8.1
00	EMERGENCY DEPARTMENT	00-03	Assessment & Treatment Facilities (Minors Area)	00-03-02	NCH-00-EMC-025	Assess & Treatment room: Paediatric; A&E	-	16.0	16.2	0.2	1.3
00	EMERGENCY DEPARTMENT	00-03	Assessment & Treatment Facilities (Minors Area)	00-03-02	NCH-00-EMC-041	Staff Base - 3 person	-	20.0	11.4	-8.6	-43.0
00	EMERGENCY DEPARTMENT	00-03	Assessment & Treatment Facilities (Minors Area)	00-03-02	NCH-00-EMC-067	Infant Feeds Pantry	-	6.0	6.4	0.4	6.7
00	EMERGENCY DEPARTMENT	00-03	Assessment & Treatment Facilities (Minors Area)	00-03-02	NCH-00-EMC-070	Waiting area: 10 persons including 1 wheelchair user	-	25.5	18.0	-7.5	-29.4
00	EMERGENCY DEPARTMENT	00-03	Assessment & Treatment Facilities (Minors Area)	00-03-02	NCH-00-EMC-074	Assess & Treatment room: Paediatric; A&E	-	16.0	15.5	-0.5	-3.1
00	EMERGENCY DEPARTMENT	00-03	Assessment & Treatment Facilities (Minors Area)	00-03-02	NCH-00-EMC-075	Assess & Treatment room: Paediatric; A&E	-	16.0	15.0	-1.0	-6.3
00	EMERGENCY DEPARTMENT	00-03	Assessment & Treatment Facilities (Minors Area)	00-03-02	NCH-00-EMC-078	Assess & Treatment room: Paediatric; A&E	-	16.0	14.3	-1.7	-10.6
00	EMERGENCY DEPARTMENT	00-03	Assessment & Treatment Facilities (Minors Area)	00-03-02	NCH-00-EMC-087	Assess & Treatment room: Paediatric; A&E	-	16.0	15.6	-0.4	-2.5
00	EMERGENCY DEPARTMENT	00-03	Assessment & Treatment Facilities (Minors Area)	00-03-02	NCH-00-EMC-106	IPS	-	0.0	1.8	1.8	100.0
00	EMERGENCY DEPARTMENT	00-03	Assessment & Treatment Facilities (Minors Area)	00-03-02	NCH-00-EMC-108	Corridor	*-	0.0	120.8	120.8	100.0
00	EMERGENCY DEPARTMENT	00-03	Assessment & Treatment Facilities (Minors Area)	00-03-02	NCH-00-EMC-109	Electrical Cupboard	-	0.0	1.4	1.4	100.0
00	EMERGENCY DEPARTMENT	00-03	Assessment & Treatment Facilities (Minors Area)	00-03-02		Sub Department Area		152.0	134.7	-17.3	-11.4
00	EMERGENCY DEPARTMENT	00-03	Assessment & Treatment Facilities (Minors Area)	00-03-02		Circulation		0.0	120.8	120.8	
00	EMERGENCY DEPARTMENT	00-03	Assessment & Treatment Facilities (Minors Area)	00-03-02		Sub Department Area Total		152.0	255.4	103.4	68.0
00	EMERGENCY DEPARTMENT	00-03	Assessment & Treatment Facilities (Majors Area)	00-03-03	NCH-00-EMC-026	Procedures Room	-	16.0	17.3	1.3	8.1
00	EMERGENCY DEPARTMENT	00-03	Assessment & Treatment Facilities (Majors Area)	00-03-03	NCH-00-EMC-039	Interview Room	-	12.0	9.5	-2.5	-20.8
00	EMERGENCY DEPARTMENT	00-03	Assessment & Treatment Facilities (Majors Area)	00-03-03	NCH-00-EMC-044	Assess & Treatment room: A&E; multi-functional	-	16.0	15.7	-0.3	-1.9
00	EMERGENCY DEPARTMENT	00-03	Assessment & Treatment Facilities (Majors Area)	00-03-03	NCH-00-EMC-045	Treatment room: Plaster	-	16.0	17.2	1.2	7.5
00	EMERGENCY DEPARTMENT	00-03	Assessment & Treatment Facilities (Majors Area)	00-03-03	NCH-00-EMC-051	Corridor	*-	0.0	101.2	101.2	100.0
00	EMERGENCY DEPARTMENT	00-03	Assessment & Treatment Facilities (Majors Area)	00-03-03	NCH-00-EMC-054	Procedures Room	-	16.0	14.1	-1.9	-11.9
00	EMERGENCY DEPARTMENT	00-03	Assessment & Treatment Facilities (Majors Area)	00-03-03	NCH-00-EMC-055	Assess & Treatment room: A&E; multi-functional	-	16.0	15.6	-0.4	-2.5
00	EMERGENCY DEPARTMENT	00-03	Assessment & Treatment Facilities (Majors Area)	00-03-03	NCH-00-EMC-056	Assess & Treatment room: A&E; multi-functional	-	16.0	15.6	-0.4	-2.5
00	EMERGENCY DEPARTMENT	00-03	Assessment & Treatment Facilities (Majors Area)	00-03-03	NCH-00-EMC-057	Assess & Treatment room: A&E; multi-functional	-	16.0	15.6	-0.4	-2.5
00	EMERGENCY DEPARTMENT	00-03	Assessment & Treatment Facilities (Majors Area)	00-03-03	NCH-00-EMC-058	Assess & Treatment room: A&E; multi-functional	-	16.0	15.6	-0.4	-2.5
00	EMERGENCY DEPARTMENT	00-03	Assessment & Treatment Facilities (Majors Area)	00-03-03	NCH-00-EMC-059	Assess & Treatment room: A&E; multi-functional	-	16.0	15.4	-0.6	-3.8
00	EMERGENCY DEPARTMENT	00-03	Assessment & Treatment Facilities (Majors Area)	00-03-03	NCH-00-EMC-060	Assess & Treatment room: A&E; multi-functional	-	16.0	15.4	-0.6	-3.8
00	EMERGENCY DEPARTMENT	00-03	Assessment & Treatment Facilities (Majors Area)	00-03-03	NCH-00-EMC-061	Staff & communication base: 5 staff	-	30.0	33.3	3.3	11.0
00	EMERGENCY DEPARTMENT	00-03	Assessment & Treatment Facilities (Majors Area)	00-03-03	NCH-00-EMC-062	Assess & Treatment room: A&E; multi-functional	-	16.0	14.9	-1.1	-6.9
00	EMERGENCY DEPARTMENT	00-03	Assessment & Treatment Facilities (Majors Area)	00-03-03	NCH-00-EMC-064	Clean Utility	-	12.0	13.6	1.6	13.3
00	EMERGENCY DEPARTMENT	00-03	Assessment & Treatment Facilities (Majors Area)	00-03-03	NCH-00-EMC-066	WC & handwash: accessible; wheelchair assisted	-	4.5	5.0	0.5	11.1
00	EMERGENCY DEPARTMENT	00-03	Assessment & Treatment Facilities (Majors Area)	00-03-03	NCH-00-EMC-073	Assess / Treatment with Mental Health Issues	-	11.0	11.1	0.1	0.9
00	EMERGENCY DEPARTMENT	00-03	Assessment & Treatment Facilities (Majors Area)	00-03-03	NCH-00-EMC-079	Procedures Room	-	16.0	14.1	-1.9	-11.9
00	EMERGENCY DEPARTMENT	00-03	Assessment & Treatment Facilities (Majors Area)	00-03-03	NCH-00-EMC-080	Assess & Treatment room: A&E; multi-functional	-	16.0	15.6	-0.4	-2.5
00	EMERGENCY DEPARTMENT	00-03	Assessment & Treatment Facilities (Majors Area)	00-03-03	NCH-00-EMC-081	Assess & Treatment room: A&E; multi-functional	-	16.0	15.3	-0.7	-4.4
00	EMERGENCY DEPARTMENT	00-03	Assessment & Treatment Facilities (Majors Area)	00-03-03	NCH-00-EMC-083	Corridor	*-	0.0	139.6	139.6	100.0
00	EMERGENCY DEPARTMENT	00-03	Assessment & Treatment Facilities (Majors Area)	00-03-03	NCH-00-EMC-084	Assess & Treatment room: A&E; multi-functional	-	16.0	15.1	-0.9	-5.6
00	EMERGENCY DEPARTMENT	00-03	Assessment & Treatment Facilities (Majors Area)	00-03-03	NCH-00-EMC-085	Assess & Treatment room: A&E; multi-functional	-	16.0	15.3	-0.7	-4.4
00	EMERGENCY DEPARTMENT	00-03	Assessment & Treatment Facilities (Majors Area)	00-03-03		Sub Department Area		325.5	320.1	-5.4	-1.7
00	EMERGENCY DEPARTMENT	00-03	Assessment & Treatment Facilities (Majors Area)	00-03-03		Circulation		0.0	240.8	240.8	
00	EMERGENCY DEPARTMENT	00-03	Assessment & Treatment Facilities (Majors Area)	00-03-03		Sub Department Area Total		325.5	560.9	235.4	72.3

Building	NCH - Childrens
Floor	Ground Floor
Iteration	31/07/2010

Floor	Department	Dep Number	Sub Department	Sub Dep Number	Room Number	Room Name	Category - area included as circulation marked *	Required Area m²	Designed Area m²	Variance from Briefed Area in m²	Variance from Briefed Area as a %
00	EMERGENCY DEPARTMENT	00-03	Patient resuscitation facilities	00-03-04	NCH-00-EMC-018	Resuscitation room	-	116.0	113.7	-2.3	-2.0
00	EMERGENCY DEPARTMENT	00-03	Patient resuscitation facilities	00-03-04	NCH-00-EMC-086	Corridor	*-	0.0	119.6	119.6	100.0
00	EMERGENCY DEPARTMENT	00-03	Patient resuscitation facilities	00-03-04		Sub Department Area		116.0	113.7	-2.3	-2.0
00	EMERGENCY DEPARTMENT	00-03	Patient resuscitation facilities	00-03-04		Circulation		0.0	119.6	119.6	
00	EMERGENCY DEPARTMENT	00-03	Patient resuscitation facilities	00-03-04		Sub Department Area Total		116.0	233.4	117.4	101.2
00	EMERGENCY DEPARTMENT	00-03	Distressed & bereaved persons facilities	00-03-05	NCH-00-EMC-024	Sitting & body viewing room	-	13.0	16.2	3.2	24.6
00	EMERGENCY DEPARTMENT	00-03	Distressed & bereaved persons facilities	00-03-05	NCH-00-EMC-088	Body viewing/bier room	-	13.0	12.3	-0.7	-5.4
00	EMERGENCY DEPARTMENT	00-03	Distressed & bereaved persons facilities	00-03-05		Sub Department Area		26.0	28.4	2.4	9.2
00	EMERGENCY DEPARTMENT	00-03	Distressed & bereaved persons facilities	00-03-05		Circulation		0.0	0.0	0.0	
00	EMERGENCY DEPARTMENT	00-03	Distressed & bereaved persons facilities	00-03-05		Sub Department Area Total		26.0	28.4	2.4	9.2
00	EMERGENCY DEPARTMENT	00-03	Support facilities: Clinical	00-03-06	NCH-00-EMC-017	Mobile Equipment Bay	-	1.0	1.0	0.0	0.0
00	EMERGENCY DEPARTMENT	00-03	Support facilities: Clinical	00-03-06	NCH-00-EMC-030	Near patient testing/status laboratory	-	8.5	8.8	0.3	3.5
00	EMERGENCY DEPARTMENT	00-03	Support facilities: Clinical	00-03-06	NCH-00-EMC-032	Dirty utility: bedpan disposal & urine test	-	12.0	12.3	0.3	2.5
00	EMERGENCY DEPARTMENT	00-03	Support facilities: Clinical	00-03-06	NCH-00-EMC-053	Dirty utility: bedpan disposal & urine test	-	12.0	12.0	0.0	0.0
00	EMERGENCY DEPARTMENT	00-03	Support facilities: Clinical	00-03-06		Sub Department Area		33.5	34.1	0.6	1.8
00	EMERGENCY DEPARTMENT	00-03	Support facilities: Clinical	00-03-06		Circulation		0.0	0.0	0.0	
00	EMERGENCY DEPARTMENT	00-03	Support facilities: Clinical	00-03-06		Sub Department Area Total		33.5	34.1	0.6	1.8
00	EMERGENCY DEPARTMENT	00-03	Staff support facilities: Rest and recreation	00-03-07	NCH-00-EMC-029	Rest & dining room: 35 staff	-	40.0	37.4	-2.6	-6.5
00	EMERGENCY DEPARTMENT	00-03	Staff support facilities: Rest and recreation	00-03-07	NCH-00-EMC-077	Beverage / Rest Point	-	18.0	16.2	-1.8	-10.0
00	EMERGENCY DEPARTMENT	00-03	Staff support facilities: Rest and recreation	00-03-07		Sub Department Area		58.0	53.6	-4.4	-7.6
00	EMERGENCY DEPARTMENT	00-03	Staff support facilities: Rest and recreation	00-03-07		Circulation		0.0	0.0	0.0	
00	EMERGENCY DEPARTMENT	00-03	Staff support facilities: Rest and recreation	00-03-07		Sub Department Area Total		58.0	53.6	-4.4	-7.6
00	EMERGENCY DEPARTMENT	00-03	Staff support facilities: Sanitary & changing	00-03-08	NCH-00-EMC-033	Shower: ambulant (non patient)	-	2.5	2.5	0.0	0.0
00	EMERGENCY DEPARTMENT	00-03	Staff support facilities: Sanitary & changing	00-03-08	NCH-00-EMC-034	Shower: ambulant (non patient)	-	2.5	1.9	-0.6	-24.0
00	EMERGENCY DEPARTMENT	00-03	Staff support facilities: Sanitary & changing	00-03-08	NCH-00-EMC-035	WC & wash: ambulant	-	2.0	1.9	-0.1	-5.0
00	EMERGENCY DEPARTMENT	00-03	Staff support facilities: Sanitary & changing	00-03-08	NCH-00-EMC-036	WC & wash: ambulant	-	2.0	1.9	-0.1	-5.0
00	EMERGENCY DEPARTMENT	00-03	Staff support facilities: Sanitary & changing	00-03-08	NCH-00-EMC-037	WC & wash: ambulant	-	2.0	1.9	-0.1	-5.0
00	EMERGENCY DEPARTMENT	00-03	Staff support facilities: Sanitary & changing	00-03-08	NCH-00-EMC-038	WC & wash: ambulant	-	2.0	2.9	0.9	45.0
00	EMERGENCY DEPARTMENT	00-03	Staff support facilities: Sanitary & changing	00-03-08	NCH-00-EMC-046	Shower: ambulant (non patient)	-	2.5	1.9	-0.6	-24.0
00	EMERGENCY DEPARTMENT	00-03	Staff support facilities: Sanitary & changing	00-03-08	NCH-00-EMC-047	WC & wash: ambulant	-	2.0	1.9	-0.1	-5.0
00	EMERGENCY DEPARTMENT	00-03	Staff support facilities: Sanitary & changing	00-03-08	NCH-00-EMC-048	WC & wash: ambulant	-	2.0	1.9	-0.1	-5.0
00	EMERGENCY DEPARTMENT	00-03	Staff support facilities: Sanitary & changing	00-03-08	NCH-00-EMC-049	WC & wash: ambulant	-	2.0	1.9	-0.1	-5.0
00	EMERGENCY DEPARTMENT	00-03	Staff support facilities: Sanitary & changing	00-03-08	NCH-00-EMC-050	WC & wash: ambulant	-	2.0	2.9	0.9	45.0
00	EMERGENCY DEPARTMENT	00-03	Staff support facilities: Sanitary & changing	00-03-08	NCH-00-EMC-063	Staff changing room: 30 places	-	16.0	19.8	3.8	23.8
00	EMERGENCY DEPARTMENT	00-03	Staff support facilities: Sanitary & changing	00-03-08	NCH-00-EMC-065	Shower: ambulant (non patient)	-	2.5	2.3	-0.2	-8.0
00	EMERGENCY DEPARTMENT	00-03	Staff support facilities: Sanitary & changing	00-03-08	NCH-00-EMC-076	Staff changing room: 50 places	-	25.0	26.8	1.8	7.2
00	EMERGENCY DEPARTMENT	00-03	Staff support facilities: Sanitary & changing	00-03-08		Sub Department Area		67.0	72.3	5.3	7.9
00	EMERGENCY DEPARTMENT	00-03	Staff support facilities: Sanitary & changing	00-03-08		Circulation		0.0	0.0	0.0	
00	EMERGENCY DEPARTMENT	00-03	Staff support facilities: Sanitary & changing	00-03-08		Sub Department Area Total		67.0	72.3	5.3	7.9
00	EMERGENCY DEPARTMENT	00-03	Staff support facilities: Offices	00-03-09	NCH-00-EMC-009	Office: 4 staff (workstations)	-	24.0	25.3	1.3	5.4
00	EMERGENCY DEPARTMENT	00-03	Staff support facilities: Offices	00-03-09	NCH-00-EMC-010	Office: 4 staff (workstations)	-	24.0	24.1	0.1	0.4
00	EMERGENCY DEPARTMENT	00-03	Staff support facilities: Offices	00-03-09	NCH-00-EMC-014	Office: 3 staff	-	18.0	23.0	5.0	27.8
00	EMERGENCY DEPARTMENT	00-03	Staff support facilities: Offices	00-03-09	NCH-00-EMC-015	Office: 1 staff	-	9.0	9.0	0.0	0.0
00	EMERGENCY DEPARTMENT	00-03	Staff support facilities: Offices	00-03-09	NCH-00-EMC-016	Office: 1 staff	-	9.0	9.0	0.0	0.0
00	EMERGENCY DEPARTMENT	00-03	Staff support facilities: Offices	00-03-09	NCH-00-EMC-090	Corridor	*-	0.0	20.8	20.8	100.0
00	EMERGENCY DEPARTMENT	00-03	Staff support facilities: Offices	00-03-09	NCH-00-EMC-092	Office: 3 staff	-	18.0	17.2	-0.8	-4.4
00	EMERGENCY DEPARTMENT	00-03	Staff support facilities: Offices	00-03-09	NCH-00-EMC-094	Office: 4 staff (workstations)	-	24.0	18.0	-6.0	-25.0
00	EMERGENCY DEPARTMENT	00-03	Staff support facilities: Offices	00-03-09		Sub Department Area		126.0	125.6	-0.4	-0.3
00	EMERGENCY DEPARTMENT	00-03	Staff support facilities: Offices	00-03-09		Circulation		0.0	20.8	20.8	
00	EMERGENCY DEPARTMENT	00-03	Staff support facilities: Offices	00-03-09		Sub Department Area Total		126.0	146.3	20.3	16.1
00	EMERGENCY DEPARTMENT	00-03	Staff support facilities: Education and training	00-03-10	NCH-00-EMC-027	Seminar & training room: 20 persons	-	37.5	35.4	-2.1	-5.6
00	EMERGENCY DEPARTMENT	00-03	Staff support facilities: Education and training	00-03-10	NCH-00-EMC-028	Library & study room: 5 persons	-	18.0	17.2	-0.8	-4.4
00	EMERGENCY DEPARTMENT	00-03	Staff support facilities: Education and training	00-03-10		Sub Department Area		55.5	52.6	-2.9	-5.2
00	EMERGENCY DEPARTMENT	00-03	Staff support facilities: Education and training	00-03-10		Circulation		0.0	0.0	0.0	
00	EMERGENCY DEPARTMENT	00-03	Staff support facilities: Education and training	00-03-10		Sub Department Area Total		55.5	52.6	-2.9	-5.2
00	EMERGENCY DEPARTMENT	00-03	Support facilities: Holding & storage	00-03-11	NCH-00-EMC-042	Store: major incident equipment	-	6.0	5.4	-0.6	-10.0
00	EMERGENCY DEPARTMENT	00-03	Support facilities: Holding & storage	00-03-11	NCH-00-EMC-052	Medicines Management Room	-	12.0	10.8	-1.2	-10.0
00	EMERGENCY DEPARTMENT	00-03	Support facilities: Holding & storage	00-03-11	NCH-00-EMC-089	Store: equipment & supplies	-	30.0	30.6	0.6	2.0
00	EMERGENCY DEPARTMENT	00-03	Support facilities: Holding & storage	00-03-11	NCH-00-EMC-095	Store: ready to use medical gas cylinders	-	9.0	8.8	-0.2	-2.2
00	EMERGENCY DEPARTMENT	00-03	Support facilities: Holding & storage	00-03-11		Sub Department Area		57.0	55.5	-1.5	-2.6
00	EMERGENCY DEPARTMENT	00-03	Support facilities: Holding & storage	00-03-11		Circulation		0.0	0.0	0.0	
00	EMERGENCY DEPARTMENT	00-03	Support facilities: Holding & storage	00-03-11		Sub Department Area Total		57.0	55.5	-1.5	-2.6
00	EMERGENCY DEPARTMENT	00-03	Support facilities: Miscellaneous	00-03-12	- -	Switchgear room	-	4.0	0.0	-4.0	-100.0
00	EMERGENCY DEPARTMENT	00-03	Support facilities: Miscellaneous	00-03-12	- -	Battery & UPS room	-	4.0	0.0	-4.0	-100.0
00	EMERGENCY DEPARTMENT	00-03	Support facilities: Miscellaneous	00-03-12	NCH-00-EMC-040	Cleaners (Housekeeping) room	-	7.0	5.6	-1.4	-20.0
00	EMERGENCY DEPARTMENT	00-03	Support facilities: Miscellaneous	00-03-12	NCH-00-EMC-069	Hold: disposal	-	10.0	7.9	-2.1	-21.0
00	EMERGENCY DEPARTMENT	00-03	Support facilities: Miscellaneous	00-03-12	NCH-00-EMC-082	Electrical Cupboard	-	0.0	1.4	1.4	100.0
00	EMERGENCY DEPARTMENT	00-03	Support facilities: Miscellaneous	00-03-12	NCH-00-EMC-107	IPS	-	0.0	1.7	1.7	100.0
00	EMERGENCY DEPARTMENT	00-03	Support facilities: Miscellaneous	00-03-12		Sub Department Area		25.0	16.6	-8.4	-33.6
00	EMERGENCY DEPARTMENT	00-03	Support facilities: Miscellaneous	00-03-12		Circulation		0.0	0.0	0.0	
00	EMERGENCY DEPARTMENT	00-03	Support facilities: Miscellaneous	00-03-12		Sub Department Area Total		25.0	16.6	-8.4	-33.6
00	**EMERGENCY DEPARTMENT**	**00-03**	**Totals**			**Department Area Total incl. 30% circulation allowance**		**1529.5**	**1701.5**	**172.1**	**11.2**

Building	NCH - Childrens
Floor	Ground Floor
Iteration	31/07/2010

Floor	Department	Dep Number	Sub Department	Sub Dep Number	Room Number	Room Name	Category - area included as circulation marked *	Required Area m²	Designed Area m²	Variance from Briefed Area in m²	Variance from Briefed Area as a %
00	OBSERVATION WARD	00-04	Entrance	00-04-01	NCH-00-OBW-002	Enquiry & Admin Area (Staff base)	-	8.0	8.2	0.2	2.5
00	OBSERVATION WARD	00-04	Entrance	00-04-01	NCH-00-OBW-034	Corridor	*-	0.0	104.0	104.0	100.0
00	OBSERVATION WARD	00-04	Entrance	00-04-01	NCH-00-OBW-054	Waiting & Play Area	-	25.0	24.9	-0.1	-0.4
00	OBSERVATION WARD	00-04	Entrance	00-04-01	NCH-00-OBW-067	Corridor	*-	0.0	137.6	137.6	100.0
00	OBSERVATION WARD	00-04	Entrance	00-04-01	NCH-00-OBW-068	Lobby	*-	0.0	26.0	26.0	100.0
00	OBSERVATION WARD	00-04	Entrance	00-04-01		Sub Department Area		33.0	33.1	0.1	0.3
00	OBSERVATION WARD	00-04	Entrance	00-04-01		Circulation		0.0	267.5	267.5	
00	OBSERVATION WARD	00-04	Entrance	00-04-01		Sub Department Area Total		33.0	300.6	267.6	810.9
00	OBSERVATION WARD	00-04	Bed Area	00-04-02	NCH-00-OBW-003	Single bedroom: Children/young people; with relatives overnight stay	-	16.5	16.8	0.3	1.8
00	OBSERVATION WARD	00-04	Bed Area	00-04-02	NCH-00-OBW-004	Shower; WC & wash: accessible; wheelchair assisted	-	4.5	4.5	0.0	0.0
00	OBSERVATION WARD	00-04	Bed Area	00-04-02	NCH-00-OBW-005	Shower; WC & wash: accessible; wheelchair assisted	-	4.5	5.1	0.6	13.3
00	OBSERVATION WARD	00-04	Bed Area	00-04-02	NCH-00-OBW-006	Single bedroom: Children/young people; with relatives overnight stay	-	16.5	16.8	0.3	1.8
00	OBSERVATION WARD	00-04	Bed Area	00-04-02	NCH-00-OBW-007	Single bedroom: Children/young people; with relatives overnight stay	-	16.5	16.8	0.3	1.8
00	OBSERVATION WARD	00-04	Bed Area	00-04-02	NCH-00-OBW-008	Shower; WC & wash: accessible; wheelchair assisted	-	4.5	4.5	0.0	0.0
00	OBSERVATION WARD	00-04	Bed Area	00-04-02	NCH-00-OBW-009	Shower; WC & wash: accessible; wheelchair assisted	-	4.5	5.1	0.6	13.3
00	OBSERVATION WARD	00-04	Bed Area	00-04-02	NCH-00-OBW-010	Single bedroom: Children/young people; with relatives overnight stay	-	16.5	16.8	0.3	1.8
00	OBSERVATION WARD	00-04	Bed Area	00-04-02	NCH-00-OBW-011	Single bedroom: Children/young people; with relatives overnight stay	-	16.5	16.8	0.3	1.8
00	OBSERVATION WARD	00-04	Bed Area	00-04-02	NCH-00-OBW-012	Shower; WC & wash: accessible; wheelchair assisted	-	4.5	4.5	0.0	0.0
00	OBSERVATION WARD	00-04	Bed Area	00-04-02	NCH-00-OBW-013	Shower; WC & wash: accessible; wheelchair assisted	-	4.5	5.1	0.6	13.3
00	OBSERVATION WARD	00-04	Bed Area	00-04-02	NCH-00-OBW-014	Single bedroom: Children/young people; with relatives overnight stay	-	16.5	16.8	0.3	1.8
00	OBSERVATION WARD	00-04	Bed Area	00-04-02	NCH-00-OBW-015	Single bedroom: Children/young people; with relatives overnight stay	-	16.5	16.8	0.3	1.8
00	OBSERVATION WARD	00-04	Bed Area	00-04-02	NCH-00-OBW-016	Shower; WC & wash: accessible; wheelchair assisted	-	4.5	4.5	0.0	0.0
00	OBSERVATION WARD	00-04	Bed Area	00-04-02	NCH-00-OBW-017	Shower; WC & wash: accessible; wheelchair assisted	-	4.5	5.1	0.6	13.3
00	OBSERVATION WARD	00-04	Bed Area	00-04-02	NCH-00-OBW-018	Single bedroom: Children/young people; with relatives overnight stay	-	16.5	16.8	0.3	1.8
00	OBSERVATION WARD	00-04	Bed Area	00-04-02	NCH-00-OBW-019	Single bedroom: Children/young people; with relatives overnight stay	-	16.5	16.8	0.3	1.8
00	OBSERVATION WARD	00-04	Bed Area	00-04-02	NCH-00-OBW-020	Shower; WC & wash: accessible; wheelchair assisted	-	4.5	4.5	0.0	0.0
00	OBSERVATION WARD	00-04	Bed Area	00-04-02	NCH-00-OBW-021	Shower; WC & wash: accessible; wheelchair assisted	-	4.5	5.1	0.6	13.3
00	OBSERVATION WARD	00-04	Bed Area	00-04-02	NCH-00-OBW-022	Single bedroom: Children/young people; with relatives overnight stay	-	16.5	16.8	0.3	1.8
00	OBSERVATION WARD	00-04	Bed Area	00-04-02	NCH-00-OBW-023	Single bedroom: Children/young people; with relatives overnight stay	-	16.5	16.7	0.2	1.2
00	OBSERVATION WARD	00-04	Bed Area	00-04-02	NCH-00-OBW-024	Shower; WC & wash: accessible; wheelchair assisted	-	4.5	4.6	0.1	2.2
00	OBSERVATION WARD	00-04	Bed Area	00-04-02	NCH-00-OBW-025	Shower; WC & wash: accessible; wheelchair assisted	-	4.5	4.6	0.1	2.2
00	OBSERVATION WARD	00-04	Bed Area	00-04-02	NCH-00-OBW-026	Single bedroom: Children/young people; with relatives overnight stay	-	16.5	16.7	0.2	1.2
00	OBSERVATION WARD	00-04	Bed Area	00-04-02	NCH-00-OBW-027	Single bedroom: Children/young people; with relatives overnight stay	-	16.5	16.7	0.2	1.2
00	OBSERVATION WARD	00-04	Bed Area	00-04-02	NCH-00-OBW-028	Shower; WC & wash: accessible; wheelchair assisted	-	4.5	4.6	0.1	2.2
00	OBSERVATION WARD	00-04	Bed Area	00-04-02	NCH-00-OBW-029	Shower; WC & wash: accessible; wheelchair assisted	-	4.5	4.6	0.1	2.2
00	OBSERVATION WARD	00-04	Bed Area	00-04-02	NCH-00-OBW-030	Single bedroom: Children/young people; with relatives overnight stay	-	16.5	16.7	0.2	1.2
00	OBSERVATION WARD	00-04	Bed Area	00-04-02	NCH-00-OBW-036	Shower; WC & wash: accessible; wheelchair assisted	-	4.5	4.9	0.4	8.9
00	OBSERVATION WARD	00-04	Bed Area	00-04-02	NCH-00-OBW-037	Single bedroom: Children/young people; with relatives overnight stay	-	16.5	16.5	0.0	0.0
00	OBSERVATION WARD	00-04	Bed Area	00-04-02	NCH-00-OBW-038	Single bedroom: Children/young people; with relatives overnight stay	-	16.5	16.5	0.0	0.0
00	OBSERVATION WARD	00-04	Bed Area	00-04-02	NCH-00-OBW-040	Shower; WC & wash: accessible; wheelchair assisted	-	4.5	4.8	0.3	6.7
00	OBSERVATION WARD	00-04	Bed Area	00-04-02	NCH-00-OBW-044	Office Area with workstations	-	18.0	18.0	0.0	0.0
00	OBSERVATION WARD	00-04	Bed Area	00-04-02	NCH-00-OBW-045	Staff & communication base; enclosed: 2 staff	-	8.0	8.0	0.0	0.0
00	OBSERVATION WARD	00-04	Bed Area	00-04-02	NCH-00-OBW-048	Lobby: air lock to bedroom	-	7.0	7.0	0.0	0.0
00	OBSERVATION WARD	00-04	Bed Area	00-04-02	NCH-00-OBW-049	Shower; WC & wash: accessible; wheelchair assisted	-	4.5	6.0	1.5	33.3
00	OBSERVATION WARD	00-04	Bed Area	00-04-02	NCH-00-OBW-050	Isolation single bedroom: Children/young people; with relatives overnight stay	-	16.5	16.6	0.1	0.6
00	OBSERVATION WARD	00-04	Bed Area	00-04-02	NCH-00-OBW-051	Isolation single bedroom: Children/young people; with relatives overnight stay	-	16.5	16.6	0.1	0.6
00	OBSERVATION WARD	00-04	Bed Area	00-04-02	NCH-00-OBW-052	Shower; WC & wash: accessible; wheelchair assisted	-	4.5	6.0	1.5	33.3
00	OBSERVATION WARD	00-04	Bed Area	00-04-02	NCH-00-OBW-053	Lobby: air lock to bedroom	-	7.0	7.0	0.0	0.0
00	OBSERVATION WARD	00-04	Bed Area	00-04-02	NCH-00-OBW-058	Single bedroom: Children/young people; with relatives overnight stay	-	16.5	16.6	0.1	0.6
00	OBSERVATION WARD	00-04	Bed Area	00-04-02	NCH-00-OBW-059	Shower; WC & wash: accessible; wheelchair assisted	-	4.5	5.9	1.4	31.1
00	OBSERVATION WARD	00-04	Bed Area	00-04-02	NCH-00-OBW-060	Shower; WC & wash: accessible; wheelchair assisted	-	4.5	5.9	1.4	31.1
00	OBSERVATION WARD	00-04	Bed Area	00-04-02	NCH-00-OBW-061	Single bedroom: Children/young people; with relatives overnight stay	-	16.5	16.6	0.1	0.6
00	OBSERVATION WARD	00-04	Bed Area	00-04-02		Sub Department Area		460.0	474.1	14.1	3.1
00	OBSERVATION WARD	00-04	Bed Area	00-04-02		Circulation		0.0	0.0	0.0	
00	OBSERVATION WARD	00-04	Bed Area	00-04-02		Sub Department Area Total		460.0	474.1	14.1	3.1
00	OBSERVATION WARD	00-04	Utility Area	00-04-03	NCH-00-OBW-031	Bed; Cot & Equipment Store	-	20.0	15.2	-4.8	-24.0
00	OBSERVATION WARD	00-04	Utility Area	00-04-03	NCH-00-OBW-032	Electrical Cupboard	-	0.0	1.4	1.4	100.0
00	OBSERVATION WARD	00-04	Utility Area	00-04-03	NCH-00-OBW-033	Hold: disposal & recycling	-	12.0	11.4	-0.6	-5.0
00	OBSERVATION WARD	00-04	Utility Area	00-04-03	NCH-00-OBW-035	Cleaners Room	-	7.0	7.0	0.0	0.0
00	OBSERVATION WARD	00-04	Utility Area	00-04-03	NCH-00-OBW-039	Store: general	-	6.0	6.0	0.0	0.0
00	OBSERVATION WARD	00-04	Utility Area	00-04-03	NCH-00-OBW-041	Medicines Management Room	-	12.0	12.1	0.1	0.8
00	OBSERVATION WARD	00-04	Utility Area	00-04-03	NCH-00-OBW-043	Clean utility	-	14.0	14.0	0.0	0.0
00	OBSERVATION WARD	00-04	Utility Area	00-04-03	NCH-00-OBW-046	Parking bay: resuscitation trolley	-	1.0	1.0	0.0	0.0
00	OBSERVATION WARD	00-04	Utility Area	00-04-03	NCH-00-OBW-047	Dirty utility: bedpan disposal & urine test	-	12.0	12.1	0.1	0.8
00	OBSERVATION WARD	00-04	Utility Area	00-04-03	NCH-00-OBW-062	Electrical Cupboard	-	0.0	2.6	2.6	100.0
00	OBSERVATION WARD	00-04	Utility Area	00-04-03	NCH-00-OBW-063	Store: clothing back-up	-	3.0	3.8	0.8	26.7
00	OBSERVATION WARD	00-04	Utility Area	00-04-03	NCH-00-OBW-066	Equipment Bay L	-	3.0	3.3	0.3	10.0
00	OBSERVATION WARD	00-04	Utility Area	00-04-03		Sub Department Area		90.0	90.1	0.1	0.1
00	OBSERVATION WARD	00-04	Utility Area	00-04-03		Circulation		0.0	0.0	0.0	
00	OBSERVATION WARD	00-04	Utility Area	00-04-03		Sub Department Area Total		90.0	90.1	0.1	0.1
00	OBSERVATION WARD	00-04	Patient Support Area	00-04-04	NCH-00-OBW-001	Parking bay:	-	5.0	5.8	0.8	16.0
00	OBSERVATION WARD	00-04	Patient Support Area	00-04-04	NCH-00-OBW-042	Pantry: serving ward & Regeneration & Wash Up	-	12.0	12.1	0.1	0.8
00	OBSERVATION WARD	00-04	Patient Support Area	00-04-04	NCH-00-OBW-055	Ward Food trolley parking bay	-	1.5	1.6	0.1	6.7
00	OBSERVATION WARD	00-04	Patient Support Area	00-04-04	NCH-00-OBW-056	Visitor WC	-	2.5	4.1	1.6	64.0
00	OBSERVATION WARD	00-04	Patient Support Area	00-04-04	NCH-00-OBW-057	Visitor WC	-	2.5	4.1	1.6	64.0
00	OBSERVATION WARD	00-04	Patient Support Area	00-04-04	NCH-00-OBW-064	WC & handwash: ambulant - staff	-	2.0	2.6	0.6	30.0
00	OBSERVATION WARD	00-04	Patient Support Area	00-04-04	NCH-00-OBW-065	WC & handwash: ambulant - staff	-	2.0	2.6	0.6	30.0
00	OBSERVATION WARD	00-04	Patient Support Area	00-04-04		Sub Department Area		27.5	32.9	5.4	19.6
00	OBSERVATION WARD	00-04	Patient Support Area	00-04-04		Circulation		0.0	0.0	0.0	
00	OBSERVATION WARD	00-04	Patient Support Area	00-04-04		Sub Department Area Total		27.5	32.9	5.4	19.6
00	**OBSERVATION WARD**	**00-04**	**Totals**			**Department Area Total incl. 30% circulation allowance**		**793.7**	**897.7**	**104.1**	**13.1**

Building NCH - Childrens
Floor Ground Floor
Iteration 31/07/2010

Floor	Department	Dep Number	Sub Department	Sub Dep Number	Room Number	Room Name	Category - area included as circulation marked *	Required Area m²	Designed Area m²	Variance from Briefed Area in m²	Variance from Briefed Area as a %
00	CHILD PROTECTION UNIT	00-05	Child Protection Suite	00-05-01	NCH-00-CPS-001	Controlled Lobby	*-	17.0	18.8	1.8	10.6
00	CHILD PROTECTION UNIT	00-05	Child Protection Suite	00-05-01	NCH-00-CPS-002	Family Room	-	12.0	12.0	0.0	0.0
00	CHILD PROTECTION UNIT	00-05	Child Protection Suite	00-05-01	NCH-00-CPS-003	Consulting Room	-	14.0	14.4	0.4	2.9
00	CHILD PROTECTION UNIT	00-05	Child Protection Suite	00-05-01	NCH-00-CPS-004	Exam Treatment Room	-	16.5	19.5	3.0	18.2
00	CHILD PROTECTION UNIT	00-05	Child Protection Suite	00-05-01	NCH-00-CPS-005	Observation Room	-	4.0	4.0	0.0	0.0
00	CHILD PROTECTION UNIT	00-05	Child Protection Suite	00-05-01	NCH-00-CPS-006	Clinical Bathroom	-	4.5	4.5	0.0	0.0
00	CHILD PROTECTION UNIT	00-05	Child Protection Suite	00-05-01		Sub Department Area		51.0	54.4	3.4	6.7
00	CHILD PROTECTION UNIT	00-05	Child Protection Suite	00-05-01		Circulation		0.0	18.8	18.8	
00	CHILD PROTECTION UNIT	00-05	Child Protection Suite	00-05-01		Sub Department Area Total		51.0	73.2	22.2	43.5
00	**CHILD PROTECTION UNIT**	**00-05**	**Totals**			**Department Area Total incl. 30% circulation allowance**		**66.3**	**73.2**	**6.9**	**10.4**

Building	NCH - Childrens
Floor	Ground Floor
Iteration	31/07/2010

Floor	Department	Dep Number	Sub Department	Sub Dep Number	Room Number	Room Name	Category - area included as circulation marked *	Required Area m²	Designed Area m²	Variance from Briefed Area in m²	Variance from Briefed Area as a %
00	REHABILITATION: THERAPY & ORTHOTICS	00-06	Entrance & Waiting	00-06-01	NCH-00-REH-001	Sub-reception: 2 person	-	8.0	8.7	0.7	8.7
00	REHABILITATION: THERAPY & ORTHOTICS	00-06	Entrance & Waiting	00-06-01	NCH-00-REH-002	Interview Room	-	12.0	12.0	0.0	0.0
00	REHABILITATION: THERAPY & ORTHOTICS	00-06	Entrance & Waiting	00-06-01	NCH-00-REH-003	Sub-waiting area: 20 places; incl. 2 wheelchair places	-	44.0	43.5	-0.5	-1.1
00	REHABILITATION: THERAPY & ORTHOTICS	00-06	Entrance & Waiting	00-06-01	NCH-00-REH-004	Corridor	*-	0.0	77.6	77.6	100.0
00	REHABILITATION: THERAPY & ORTHOTICS	00-06	Entrance & Waiting	00-06-01	NCH-00-REH-006	Visitors & patients wc: Disabled/ wheelchair user	-	4.5	4.5	0.0	0.0
00	REHABILITATION: THERAPY & ORTHOTICS	00-06	Entrance & Waiting	00-06-01	NCH-00-REH-007	Nursery	-	26.0	29.8	3.8	14.6
00	REHABILITATION: THERAPY & ORTHOTICS	00-06	Entrance & Waiting	00-06-01	NCH-00-REH-008	Visitors & patients wc: Ambulant user	-	2.5	2.3	-0.2	-8.0
00	REHABILITATION: THERAPY & ORTHOTICS	00-06	Entrance & Waiting	00-06-01	NCH-00-REH-009	Visitors & patients wc: Ambulant user	-	2.5	2.4	-0.1	-4.0
00	REHABILITATION: THERAPY & ORTHOTICS	00-06	Entrance & Waiting	00-06-01	NCH-00-REH-010	Teacher's Workstation	-	20.0	25.0	5.0	25.0
00	REHABILITATION: THERAPY & ORTHOTICS	00-06	Entrance & Waiting	00-06-01	NCH-00-REH-029	Corridor	*-	0.0	99.0	99.0	100.0
00	REHABILITATION: THERAPY & ORTHOTICS	00-06	Entrance & Waiting	00-06-01	NCH-00-REH-051	Classroom	-	25.0	24.0	-1.0	-4.0
00	REHABILITATION: THERAPY & ORTHOTICS	00-06	Entrance & Waiting	00-06-01	NCH-00-REH-055	Drinking water dispenser	-	0.5	0.5	0.0	0.0
00	REHABILITATION: THERAPY & ORTHOTICS	00-06	Entrance & Waiting	00-06-01		Sub Department Area		145.0	152.6	7.6	5.2
00	REHABILITATION: THERAPY & ORTHOTICS	00-06	Entrance & Waiting	00-06-01		Circulation		0.0	176.6	176.6	
00	REHABILITATION: THERAPY & ORTHOTICS	00-06	Entrance & Waiting	00-06-01		Sub Department Area Total		145.0	329.2	184.2	127.0
00	REHABILITATION: THERAPY & ORTHOTICS	00-06	Hydotherapy Pool	00-06-02	NCH-00-REH-036	Staff Changing Room	-	4.0	4.0	0.0	0.0
00	REHABILITATION: THERAPY & ORTHOTICS	00-06	Hydotherapy Pool	00-06-02	NCH-00-REH-044	Patient changing room with cubicles; 6 places; ambulant persons	-	12.0	11.9	-0.1	-0.8
00	REHABILITATION: THERAPY & ORTHOTICS	00-06	Hydotherapy Pool	00-06-02	NCH-00-REH-046	Store: equipment; hydrotherapy pool & cleaning	-	5.0	5.5	0.5	10.0
00	REHABILITATION: THERAPY & ORTHOTICS	00-06	Hydotherapy Pool	00-06-02	NCH-00-REH-047	Hydrotherapy pool	-	30.0	33.8	3.8	12.7
00	REHABILITATION: THERAPY & ORTHOTICS	00-06	Hydotherapy Pool	00-06-02	NCH-00-REH-048	WC dual access & handwash: accessible; wheelchair assisted	-	5.5	5.3	-0.2	-3.6
00	REHABILITATION: THERAPY & ORTHOTICS	00-06	Hydotherapy Pool	00-06-02	NCH-00-REH-050	Equipment Bay L	-	6.0	3.8	-2.2	-36.7
00	REHABILITATION: THERAPY & ORTHOTICS	00-06	Hydotherapy Pool	00-06-02		Sub Department Area		62.5	64.2	1.7	2.7
00	REHABILITATION: THERAPY & ORTHOTICS	00-06	Hydotherapy Pool	00-06-02		Circulation		0.0	0.0	0.0	
00	REHABILITATION: THERAPY & ORTHOTICS	00-06	Hydotherapy Pool	00-06-02		Sub Department Area Total		62.5	64.2	1.7	2.7
00	REHABILITATION: THERAPY & ORTHOTICS	00-06	Therapy Treatment & Orthotics	00-06-03	NCH-00-REH-011	Consult / Exam / Exam (Single Sided)	-	13.5	13.6	0.1	0.7
00	REHABILITATION: THERAPY & ORTHOTICS	00-06	Therapy Treatment & Orthotics	00-06-03	NCH-00-REH-012	Store Room	-	28.0	24.6	-3.4	-12.1
00	REHABILITATION: THERAPY & ORTHOTICS	00-06	Therapy Treatment & Orthotics	00-06-03	NCH-00-REH-014	Flexible Treatment / Consult Rooms	-	12.0	12.2	0.2	1.7
00	REHABILITATION: THERAPY & ORTHOTICS	00-06	Therapy Treatment & Orthotics	00-06-03	NCH-00-REH-015	Flexible Treatment / Consult Rooms	-	12.0	12.0	0.0	0.0
00	REHABILITATION: THERAPY & ORTHOTICS	00-06	Therapy Treatment & Orthotics	00-06-03	NCH-00-REH-016	Flexible Treatment / Consult Rooms	-	12.0	12.0	0.0	0.0
00	REHABILITATION: THERAPY & ORTHOTICS	00-06	Therapy Treatment & Orthotics	00-06-03	NCH-00-REH-017	Flexible Treatment / Consult Rooms	-	12.0	12.0	0.0	0.0
00	REHABILITATION: THERAPY & ORTHOTICS	00-06	Therapy Treatment & Orthotics	00-06-03	NCH-00-REH-018	Flexible Treatment / Consult Rooms	-	12.0	12.0	0.0	0.0
00	REHABILITATION: THERAPY & ORTHOTICS	00-06	Therapy Treatment & Orthotics	00-06-03	NCH-00-REH-019	Flexible Treatment / Consult Rooms	-	12.0	12.0	0.0	0.0
00	REHABILITATION: THERAPY & ORTHOTICS	00-06	Therapy Treatment & Orthotics	00-06-03	NCH-00-REH-020	Flexible Treatment / Consult Rooms	-	12.0	12.0	0.0	0.0
00	REHABILITATION: THERAPY & ORTHOTICS	00-06	Therapy Treatment & Orthotics	00-06-03	NCH-00-REH-021	Flexible Treatment / Consult Rooms	-	12.0	12.0	0.0	0.0
00	REHABILITATION: THERAPY & ORTHOTICS	00-06	Therapy Treatment & Orthotics	00-06-03	NCH-00-REH-022	Flexible Treatment / Consult Rooms	-	12.0	12.0	0.0	0.0
00	REHABILITATION: THERAPY & ORTHOTICS	00-06	Therapy Treatment & Orthotics	00-06-03	NCH-00-REH-024	Small Gymnasium (Equipment Room)	-	68.0	60.8	-7.2	-10.6
00	REHABILITATION: THERAPY & ORTHOTICS	00-06	Therapy Treatment & Orthotics	00-06-03	NCH-00-REH-028	Store Room	-	8.0	6.3	-1.7	-21.3
00	REHABILITATION: THERAPY & ORTHOTICS	00-06	Therapy Treatment & Orthotics	00-06-03	NCH-00-REH-031	Machine Room	-	25.0	17.6	-7.4	-29.6
00	REHABILITATION: THERAPY & ORTHOTICS	00-06	Therapy Treatment & Orthotics	00-06-03	NCH-00-REH-032	Store Room	-	0.0	4.4	4.4	100.0
00	REHABILITATION: THERAPY & ORTHOTICS	00-06	Therapy Treatment & Orthotics	00-06-03	NCH-00-REH-033	Fabrication Workroom	-	38.0	38.0	0.0	0.0
00	REHABILITATION: THERAPY & ORTHOTICS	00-06	Therapy Treatment & Orthotics	00-06-03	NCH-00-REH-034	Cast Rectification Room	-	20.0	20.0	0.0	0.0
00	REHABILITATION: THERAPY & ORTHOTICS	00-06	Therapy Treatment & Orthotics	00-06-03	NCH-00-REH-035	Casting Rooms	-	10.0	10.0	0.0	0.0
00	REHABILITATION: THERAPY & ORTHOTICS	00-06	Therapy Treatment & Orthotics	00-06-03	NCH-00-REH-037	Moulding Room	-	12.0	11.3	-0.7	-5.8
00	REHABILITATION: THERAPY & ORTHOTICS	00-06	Therapy Treatment & Orthotics	00-06-03	NCH-00-REH-038	Casting Rooms	-	10.0	9.9	-0.1	-1.0
00	REHABILITATION: THERAPY & ORTHOTICS	00-06	Therapy Treatment & Orthotics	00-06-03	NCH-00-REH-039	Casting Rooms	-	10.0	9.3	-0.7	-7.0
00	REHABILITATION: THERAPY & ORTHOTICS	00-06	Therapy Treatment & Orthotics	00-06-03	NCH-00-REH-041	Flexible Treatment / Consult Rooms	-	12.0	10.7	-1.3	-10.8
00	REHABILITATION: THERAPY & ORTHOTICS	00-06	Therapy Treatment & Orthotics	00-06-03	NCH-00-REH-042	Consult / Exam / Exam (Single Sided)	-	13.5	12.5	-1.0	-7.4
00	REHABILITATION: THERAPY & ORTHOTICS	00-06	Therapy Treatment & Orthotics	00-06-03	NCH-00-REH-049	Rehab Treatment	-	28.0	27.9	-0.1	-0.4
00	REHABILITATION: THERAPY & ORTHOTICS	00-06	Therapy Treatment & Orthotics	00-06-03	NCH-00-REH-053	ADL Kitchen (small)	-	22.0	22.0	0.0	0.0
00	REHABILITATION: THERAPY & ORTHOTICS	00-06	Therapy Treatment & Orthotics	00-06-03	NCH-00-REH-054	Group Teaching Room	-	15.0	24.0	9.0	60.0
00	REHABILITATION: THERAPY & ORTHOTICS	00-06	Therapy Treatment & Orthotics	00-06-03		Sub Department Area		441.0	431.1	-9.9	-2.2
00	REHABILITATION: THERAPY & ORTHOTICS	00-06	Therapy Treatment & Orthotics	00-06-03		Circulation		0.0	0.0	0.0	
00	REHABILITATION: THERAPY & ORTHOTICS	00-06	Therapy Treatment & Orthotics	00-06-03		Sub Department Area Total		441.0	431.1	-9.9	-2.2
00	REHABILITATION: THERAPY & ORTHOTICS	00-06	Staff Facilities	00-06-04	- -	Staff WCs	-	2.0	0.0	-2.0	-100.0
00	REHABILITATION: THERAPY & ORTHOTICS	00-06	Staff Facilities	00-06-04	NCH-00-REH-005	Disposal Hold	-	9.0	5.8	-3.2	-35.6
00	REHABILITATION: THERAPY & ORTHOTICS	00-06	Staff Facilities	00-06-04	NCH-00-REH-013	OT Fine Motor Treatment	-	20.0	23.6	3.6	18.0
00	REHABILITATION: THERAPY & ORTHOTICS	00-06	Staff Facilities	00-06-04	NCH-00-REH-023	Offices -1 person	-	9.0	8.4	-0.6	-6.7
00	REHABILITATION: THERAPY & ORTHOTICS	00-06	Staff Facilities	00-06-04	NCH-00-REH-025	Dirty utility	-	6.0	7.8	1.8	30.0
00	REHABILITATION: THERAPY & ORTHOTICS	00-06	Staff Facilities	00-06-04	NCH-00-REH-026	Staff WCs	-	2.0	2.4	0.4	20.0
00	REHABILITATION: THERAPY & ORTHOTICS	00-06	Staff Facilities	00-06-04	NCH-00-REH-027	Staff WCs	-	2.0	3.2	1.2	60.0
00	REHABILITATION: THERAPY & ORTHOTICS	00-06	Staff Facilities	00-06-04	NCH-00-REH-030	Electrical Riser RE22	-	0.0	3.0	3.0	100.0
00	REHABILITATION: THERAPY & ORTHOTICS	00-06	Staff Facilities	00-06-04	NCH-00-REH-040	Staff Base / Workstations	-	18.0	20.1	2.1	11.7
00	REHABILITATION: THERAPY & ORTHOTICS	00-06	Staff Facilities	00-06-04	NCH-00-REH-043	Electrical Cupboard	-	0.0	2.6	2.6	100.0
00	REHABILITATION: THERAPY & ORTHOTICS	00-06	Staff Facilities	00-06-04	NCH-00-REH-045	Electrical Cupboard	-	0.0	2.0	2.0	100.0
00	REHABILITATION: THERAPY & ORTHOTICS	00-06	Staff Facilities	00-06-04	NCH-00-REH-052	Cleaners Room	-	7.0	7.0	0.0	0.0
00	REHABILITATION: THERAPY & ORTHOTICS	00-06	Staff Facilities	00-06-04		Sub Department Area		75.0	85.9	10.9	14.5
00	REHABILITATION: THERAPY & ORTHOTICS	00-06	Staff Facilities	00-06-04		Circulation		0.0	0.0	0.0	
00	REHABILITATION: THERAPY & ORTHOTICS	00-06	Staff Facilities	00-06-04		Sub Department Area Total		75.0	85.9	10.9	14.5
00	**REHABILITATION: THERAPY & ORTHOTICS**	**00-06**	**Totals**			**Department Area Total incl. 30% circulation allowance**		**940.6**	**910.4**	**-30.2**	**-3.2**

Building	NCH - Childrens
Floor	Ground Floor
Iteration	31/07/2010

Floor	Department	Dep Number	Sub Department	Sub Dep Number	Room Number	Room Name	Category - area included as circulation marked *	Required Area m²	Designed Area m²	Variance from Briefed Area in m²	Variance from Briefed Area as a %
00	RADIOLOGY - GROUND	00-07	Main entrance; reception & waiting facilities	00-07-01	- -	Battery & UPS room	-	4.0	0.0	-4.0	-100.0
00	RADIOLOGY - GROUND	00-07	Main entrance; reception & waiting facilities	00-07-01	NCH-00-RCG-001	Wait	-	13.0	14.1	1.1	8.5
00	RADIOLOGY - GROUND	00-07	Main entrance; reception & waiting facilities	00-07-01	NCH-00-RCG-002	Porters room: 2 person (enclosed)	-	5.0	6.8	1.8	36.0
00	RADIOLOGY - GROUND	00-07	Main entrance; reception & waiting facilities	00-07-01	NCH-00-RCG-003	Electrical CUpboard	-	0.0	2.1	2.1	100.0
00	RADIOLOGY - GROUND	00-07	Main entrance; reception & waiting facilities	00-07-01	NCH-00-RCG-004	Cleaners Room	-	7.0	7.0	0.0	0.0
00	RADIOLOGY - GROUND	00-07	Main entrance; reception & waiting facilities	00-07-01	NCH-00-RCG-005	Disposal Hold	-	10.0	10.0	0.0	0.0
00	RADIOLOGY - GROUND	00-07	Main entrance; reception & waiting facilities	00-07-01	NCH-00-RCG-030	Reception/appointments desk: 3 position	-	15.0	14.8	-0.2	-1.3
00	RADIOLOGY - GROUND	00-07	Main entrance; reception & waiting facilities	00-07-01	NCH-00-RCG-032	Staff WC	-	2.5	2.5	0.0	0.0
00	RADIOLOGY - GROUND	00-07	Main entrance; reception & waiting facilities	00-07-01	NCH-00-RCG-033	Staff WC	-	2.5	2.6	0.1	4.0
00	RADIOLOGY - GROUND	00-07	Main entrance; reception & waiting facilities	00-07-01	NCH-00-RCG-034	Visitors & patients wc: Ambulant user	-	2.5	2.6	0.1	4.0
00	RADIOLOGY - GROUND	00-07	Main entrance; reception & waiting facilities	00-07-01	NCH-00-RCG-035	Visitors & patients wc: Ambulant user	-	2.5	2.5	0.0	0.0
00	RADIOLOGY - GROUND	00-07	Main entrance; reception & waiting facilities	00-07-01	NCH-00-RCG-036	Visitors & patients wc: Disabled/ wheelchair user	-	4.5	5.0	0.5	11.1
00	RADIOLOGY - GROUND	00-07	Main entrance; reception & waiting facilities	00-07-01	NCH-00-RCG-037	Central waiting area: 55 places; incl. 3 wheelchair places	-	88.0	92.9	4.9	5.6
00	RADIOLOGY - GROUND	00-07	Main entrance; reception & waiting facilities	00-07-01	NCH-00-RCG-039	Paeds waiting area & play area	-	15.0	16.1	1.1	7.3
00	RADIOLOGY - GROUND	00-07	Main entrance; reception & waiting facilities	00-07-01	NCH-00-RCG-040	Baby/infant feeding room	-	6.0	7.6	1.6	26.7
00	RADIOLOGY - GROUND	00-07	Main entrance; reception & waiting facilities	00-07-01	NCH-00-RCG-041	Staff Base (Near A&E and OPD Entrances)	-	16.0	14.5	-1.5	-9.4
00	RADIOLOGY - GROUND	00-07	Main entrance; reception & waiting facilities	00-07-01	NCH-00-RCG-054	Corridor	*-	0.0	145.8	145.8	100.0
00	RADIOLOGY - GROUND	00-07	Main entrance; reception & waiting facilities	00-07-01	NCH-00-RCG-083	Resus Bay	-	1.0	1.1	0.1	10.0
00	RADIOLOGY - GROUND	00-07	Main entrance; reception & waiting facilities	00-07-01	NCH-00-RCG-091	Trolley Wait - 4 positions	-	20.0	20.4	0.4	2.0
00	RADIOLOGY - GROUND	00-07	Main entrance; reception & waiting facilities	00-07-01	NCH-00-RCG-103	Wheelchair parking bay: 6 wheelchairs	-	4.0	4.9	0.9	22.5
00	RADIOLOGY - GROUND	00-07	Main entrance; reception & waiting facilities	00-07-01	NCH-00-RCG-105	Switchgear Cupboard	-	0.0	3.0	3.0	100.0
00	RADIOLOGY - GROUND	00-07	Main entrance; reception & waiting facilities	00-07-01	NCH-00-RCG-106	IPS	-	0.0	0.8	0.8	100.0
00	RADIOLOGY - GROUND	00-07	Main entrance; reception & waiting facilities	00-07-01	NCH-00-RCG-107	Corridor	*-	0.0	73.5	73.5	100.0
00	RADIOLOGY - GROUND	00-07	Main entrance; reception & waiting facilities	00-07-01	NCH-00-RCG-108	Corridor	*-	0.0	45.0	45.0	100.0
00	RADIOLOGY - GROUND	00-07	Main entrance; reception & waiting facilities	00-07-01	NCH-00-RCG-109	Corridor	*-	0.0	99.9	99.9	100.0
00	RADIOLOGY - GROUND	00-07	Main entrance; reception & waiting facilities	00-07-01		Sub Department Area		218.5	231.3	12.8	5.9
00	RADIOLOGY - GROUND	00-07	Main entrance; reception & waiting facilities	00-07-01		Circulation		0.0	364.2	364.2	
00	RADIOLOGY - GROUND	00-07	Main entrance; reception & waiting facilities	00-07-01		Sub Department Area Total		218.5	595.5	377.0	172.5
00	RADIOLOGY - GROUND	00-07	General x-ray imaging facilities	00-07-02	NCH-00-RCG-038	Baby Change	-	8.0	7.6	-0.4	-5.0
00	RADIOLOGY - GROUND	00-07	General x-ray imaging facilities	00-07-02	NCH-00-RCG-050	Ambulant patients pass through changing cubicle	-	2.5	2.7	0.2	8.0
00	RADIOLOGY - GROUND	00-07	General x-ray imaging facilities	00-07-02	NCH-00-RCG-053	General computed radiography x-ray room incl. control cubicle	-	40.0	38.1	-1.9	-4.8
00	RADIOLOGY - GROUND	00-07	General x-ray imaging facilities	00-07-02	NCH-00-RCG-055	Bone mineral densitometry imaging room incl. control area	-	18.0	18.0	0.0	0.0
00	RADIOLOGY - GROUND	00-07	General x-ray imaging facilities	00-07-02	NCH-00-RCG-076	Ambulant patients pass through changing cubicle	-	2.5	3.3	0.8	32.0
00	RADIOLOGY - GROUND	00-07	General x-ray imaging facilities	00-07-02	NCH-00-RCG-077	General computed radiography x-ray room incl. control cubicle	-	40.0	40.6	0.6	1.5
00	RADIOLOGY - GROUND	00-07	General x-ray imaging facilities	00-07-02	NCH-00-RCG-078	Equipment Bay L	-	2.0	2.3	0.3	15.0
00	RADIOLOGY - GROUND	00-07	General x-ray imaging facilities	00-07-02	NCH-00-RCG-079	Ambulant patients pass through changing cubicle	-	2.5	3.1	0.6	24.0
00	RADIOLOGY - GROUND	00-07	General x-ray imaging facilities	00-07-02	NCH-00-RCG-080	Disabled/wheelchair patients pass through changing cubicle	-	4.5	4.6	0.1	2.2
00	RADIOLOGY - GROUND	00-07	General x-ray imaging facilities	00-07-02	NCH-00-RCG-082	General computed radiography x-ray room incl. control cubicle	-	40.0	42.4	2.4	6.0
00	RADIOLOGY - GROUND	00-07	General x-ray imaging facilities	00-07-02	NCH-00-RCG-085	Electrical Cupboard	-	0.0	2.1	2.1	100.0
00	RADIOLOGY - GROUND	00-07	General x-ray imaging facilities	00-07-02	NCH-00-RCG-086	Clean Utility	-	12.0	9.0	-3.0	-25.0
00	RADIOLOGY - GROUND	00-07	General x-ray imaging facilities	00-07-02	NCH-00-RCG-087	Dirty Utility	-	9.0	9.6	0.6	6.7
00	RADIOLOGY - GROUND	00-07	General x-ray imaging facilities	00-07-02	NCH-00-RCG-088	Equipment Store	-	12.0	8.0	-4.0	-33.3
00	RADIOLOGY - GROUND	00-07	General x-ray imaging facilities	00-07-02	NCH-00-RCG-090	Hot reporting room	-	42.0	32.3	-9.7	-23.1
00	RADIOLOGY - GROUND	00-07	General x-ray imaging facilities	00-07-02		Sub Department Area		235.0	223.6	-11.4	-4.9
00	RADIOLOGY - GROUND	00-07	General x-ray imaging facilities	00-07-02		Circulation		0.0	0.0	0.0	
00	RADIOLOGY - GROUND	00-07	General x-ray imaging facilities	00-07-02		Sub Department Area Total		235.0	223.6	-11.4	-4.9
00	RADIOLOGY - GROUND	00-07	Ultrasound imaging facilities	00-07-03	- -	Store Room	-	6.0	0.0	-6.0	-100.0
00	RADIOLOGY - GROUND	00-07	Ultrasound imaging facilities	00-07-03	- -	Disabled/wheelchair patients changing cubicle	-	3.5	0.0	-3.5	-100.0
00	RADIOLOGY - GROUND	00-07	Ultrasound imaging facilities	00-07-03	- -	Visitors & patients wc: Disabled/ wheelchair user	-	4.5	0.0	-4.5	-100.0
00	RADIOLOGY - GROUND	00-07	Ultrasound imaging facilities	00-07-03	NCH-00-RCG-042	Equipment Bay L	-	2.0	2.0	0.0	0.0
00	RADIOLOGY - GROUND	00-07	Ultrasound imaging facilities	00-07-03	NCH-00-RCG-049	Patients belongings locker bay: 12 lockers	-	1.5	1.5	0.0	0.0
00	RADIOLOGY - GROUND	00-07	Ultrasound imaging facilities	00-07-03	NCH-00-RCG-084	staff reception	-	11.0	10.6	-0.4	-3.6
00	RADIOLOGY - GROUND	00-07	Ultrasound imaging facilities	00-07-03	NCH-00-RCG-092	Dirty Utility	-	9.0	9.0	0.0	0.0
00	RADIOLOGY - GROUND	00-07	Ultrasound imaging facilities	00-07-03	NCH-00-RCG-095	Clean Utility	-	12.0	12.0	0.0	0.0
00	RADIOLOGY - GROUND	00-07	Ultrasound imaging facilities	00-07-03	NCH-00-RCG-096	Ambulant patients changing cubicle	-	1.5	2.0	0.5	33.3
00	RADIOLOGY - GROUND	00-07	Ultrasound imaging facilities	00-07-03	NCH-00-RCG-097	Patients en-suite wc: Disabled/ wheelchair user	-	4.5	4.6	0.1	2.2
00	RADIOLOGY - GROUND	00-07	Ultrasound imaging facilities	00-07-03	NCH-00-RCG-098	General Ultrasound examination room	-	16.0	16.0	0.0	0.0
00	RADIOLOGY - GROUND	00-07	Ultrasound imaging facilities	00-07-03	NCH-00-RCG-099	Ambulant patients changing cubicle	-	1.5	2.2	0.7	46.7
00	RADIOLOGY - GROUND	00-07	Ultrasound imaging facilities	00-07-03	NCH-00-RCG-100	Patients en-suite wc: Disabled/ wheelchair user	-	4.5	4.9	0.4	8.9
00	RADIOLOGY - GROUND	00-07	Ultrasound imaging facilities	00-07-03	NCH-00-RCG-101	General Ultrasound examination room	-	16.0	16.3	0.3	1.9
00	RADIOLOGY - GROUND	00-07	Ultrasound imaging facilities	00-07-03	NCH-00-RCG-102	Counselling/interview room: 5 places	-	16.0	16.0	0.0	0.0
00	RADIOLOGY - GROUND	00-07	Ultrasound imaging facilities	00-07-03		Sub Department Area		109.5	97.0	-12.5	-11.4
00	RADIOLOGY - GROUND	00-07	Ultrasound imaging facilities	00-07-03		Circulation		0.0	0.0	0.0	
00	RADIOLOGY - GROUND	00-07	Ultrasound imaging facilities	00-07-03		Sub Department Area Total		109.5	97.0	-12.5	-11.4

Building	NCH - Childrens
Floor	Ground Floor
Iteration	31/07/2010

Floor	Department	Dep Number	Sub Department	Sub Dep Number	Room Number	Room Name	Category - area included as circulation marked *	Required Area m²	Designed Area m²	Variance from Briefed Area in m²	Variance from Briefed Area as a %
00	RADIOLOGY - GROUND	00-07	Fluoroscopy & fluorography diagnostic imaging facilities	00-07-04	NCH-00-RCG-043	Universal or remote fluoroscopy room incl. control area	-	40.0	47.2	7.2	18.0
00	RADIOLOGY - GROUND	00-07	Fluoroscopy & fluorography diagnostic imaging facilities	00-07-04	NCH-00-RCG-044	Computed radiography imaging film processing/viewing area & Equipment Store	-	27.0	24.4	-2.6	-9.6
00	RADIOLOGY - GROUND	00-07	Fluoroscopy & fluorography diagnostic imaging facilities	00-07-04	NCH-00-RCG-046	Disabled/wheelchair patients changing cubicle	-	3.5	4.3	0.8	22.9
00	RADIOLOGY - GROUND	00-07	Fluoroscopy & fluorography diagnostic imaging facilities	00-07-04	NCH-00-RCG-047	Patients belongings locker bay: 4 lockers	-	0.5	0.5	0.0	0.0
00	RADIOLOGY - GROUND	00-07	Fluoroscopy & fluorography diagnostic imaging facilities	00-07-04	NCH-00-RCG-048	Lead apron & protection gear holding area	-	0.5	0.5	0.0	0.0
00	RADIOLOGY - GROUND	00-07	Fluoroscopy & fluorography diagnostic imaging facilities	00-07-04	NCH-00-RCG-052	Ambulant patients changing cubicle	-	1.5	2.8	1.3	86.7
00	RADIOLOGY - GROUND	00-07	Fluoroscopy & fluorography diagnostic imaging facilities	00-07-04	NCH-00-RCG-093	Store Room	-	6.0	12.0	6.0	100.0
00	RADIOLOGY - GROUND	00-07	Fluoroscopy & fluorography diagnostic imaging facilities	00-07-04		Sub Department Area		79.0	91.6	12.6	15.9
00	RADIOLOGY - GROUND	00-07	Fluoroscopy & fluorography diagnostic imaging facilities	00-07-04		Circulation		0.0	0.0	0.0	
00	RADIOLOGY - GROUND	00-07	Fluoroscopy & fluorography diagnostic imaging facilities	00-07-04		Sub Department Area Total		79.0	91.6	12.6	15.9
00	RADIOLOGY - GROUND	00-07	Offices; Reporting & Admin facilities	00-07-05	NCH-00-RCG-006	Senior radiographers office: 4 place	-	15.0	17.3	2.3	15.3
00	RADIOLOGY - GROUND	00-07	Offices; Reporting & Admin facilities	00-07-05	NCH-00-RCG-008	Riser M30	-	0.0	12.2	12.2	100.0
00	RADIOLOGY - GROUND	00-07	Offices; Reporting & Admin facilities	00-07-05	NCH-00-RCG-009	Radiologists Communal Reporting area:	-	48.0	48.2	0.2	0.4
00	RADIOLOGY - GROUND	00-07	Offices; Reporting & Admin facilities	00-07-05	NCH-00-RCG-010	Senior radiographers office: 4 place	-	15.0	15.1	0.1	0.7
00	RADIOLOGY - GROUND	00-07	Offices; Reporting & Admin facilities	00-07-05	NCH-00-RCG-011	Senior radiographers office: 4 place	-	15.0	15.1	0.1	0.7
00	RADIOLOGY - GROUND	00-07	Offices; Reporting & Admin facilities	00-07-05	NCH-00-RCG-012	Senior radiographers office: 4 place	-	13.0	13.0	0.0	0.0
00	RADIOLOGY - GROUND	00-07	Offices; Reporting & Admin facilities	00-07-05	NCH-00-RCG-013	Senior radiographers office: 4 place	-	13.0	13.0	0.0	0.0
00	RADIOLOGY - GROUND	00-07	Offices; Reporting & Admin facilities	00-07-05	NCH-00-RCG-014	Senior radiographers office: 4 place	-	13.0	13.0	0.0	0.0
00	RADIOLOGY - GROUND	00-07	Offices; Reporting & Admin facilities	00-07-05	NCH-00-RCG-015	Senior radiographers office: 4 place	-	13.0	13.0	0.0	0.0
00	RADIOLOGY - GROUND	00-07	Offices; Reporting & Admin facilities	00-07-05	NCH-00-RCG-016	Senior radiographers office: 4 place	-	13.0	13.0	0.0	0.0
00	RADIOLOGY - GROUND	00-07	Offices; Reporting & Admin facilities	00-07-05	NCH-00-RCG-023	Image Analysis Laboratory & Reporting Room	-	26.0	26.0	0.0	0.0
00	RADIOLOGY - GROUND	00-07	Offices; Reporting & Admin facilities	00-07-05	NCH-00-RCG-024	Senior radiographers office: 3 place	-	18.0	18.5	0.5	2.8
00	RADIOLOGY - GROUND	00-07	Offices; Reporting & Admin facilities	00-07-05	NCH-00-RCG-026	Senior radiographers office: 1 place	-	16.0	15.4	-0.6	-3.8
00	RADIOLOGY - GROUND	00-07	Offices; Reporting & Admin facilities	00-07-05	NCH-00-RCG-027	Photocopy room / Store	-	6.0	6.0	0.0	0.0
00	RADIOLOGY - GROUND	00-07	Offices; Reporting & Admin facilities	00-07-05	NCH-00-RCG-028	Office supplies store	-	6.0	6.0	0.0	0.0
00	RADIOLOGY - GROUND	00-07	Offices; Reporting & Admin facilities	00-07-05	NCH-00-RCG-029	Secretarial / Admin office	-	30.0	31.3	1.3	4.3
00	RADIOLOGY - GROUND	00-07	Offices; Reporting & Admin facilities	00-07-05	NCH-00-RCG-031	Senior radiographers office: 4 place	-	14.0	13.9	-0.1	-0.7
00	RADIOLOGY - GROUND	00-07	Offices; Reporting & Admin facilities	00-07-05	NCH-00-RCG-056	Head of Paediatric Clinical Physics	-	13.0	13.0	0.0	0.0
00	RADIOLOGY - GROUND	00-07	Offices; Reporting & Admin facilities	00-07-05		Sub Department Area		287.0	302.9	15.9	5.5
00	RADIOLOGY - GROUND	00-07	Offices; Reporting & Admin facilities	00-07-05		Circulation		0.0	0.0	0.0	
00	RADIOLOGY - GROUND	00-07	Offices; Reporting & Admin facilities	00-07-05		Sub Department Area Total		287.0	302.9	15.9	5.5
00	RADIOLOGY - GROUND	00-07	Whole Department: Staff facilities	00-07-06	NCH-00-RCG-007	Seminar room: 20 places	-	35.0	35.0	0.0	0.0
00	RADIOLOGY - GROUND	00-07	Whole Department: Staff facilities	00-07-06	NCH-00-RCG-017	Staff shower	-	2.5	2.4	-0.1	-4.0
00	RADIOLOGY - GROUND	00-07	Whole Department: Staff facilities	00-07-06	NCH-00-RCG-018	Staff Change/Locker	-	9.0	9.0	0.0	0.0
00	RADIOLOGY - GROUND	00-07	Whole Department: Staff facilities	00-07-06	NCH-00-RCG-019	Staff wc & wash: Ambulant user	-	2.5	2.1	-0.4	-16.0
00	RADIOLOGY - GROUND	00-07	Whole Department: Staff facilities	00-07-06	NCH-00-RCG-020	Staff wc: Disabled/wheelchair user	-	4.5	4.7	0.2	4.4
00	RADIOLOGY - GROUND	00-07	Whole Department: Staff facilities	00-07-06	NCH-00-RCG-021	Staff wc & wash: Ambulant user	-	2.5	2.5	0.0	0.0
00	RADIOLOGY - GROUND	00-07	Whole Department: Staff facilities	00-07-06	NCH-00-RCG-022	Staff Change/Locker	-	9.0	10.3	1.3	14.4
00	RADIOLOGY - GROUND	00-07	Whole Department: Staff facilities	00-07-06	NCH-00-RCG-025	Hot Desk/Staff Support Area (6 x workstations)	-	45.0	45.2	0.2	0.4
00	RADIOLOGY - GROUND	00-07	Whole Department: Staff facilities	00-07-06	NCH-00-RCG-057	Staff shower	-	2.5	2.8	0.3	12.0
00	RADIOLOGY - GROUND	00-07	Whole Department: Staff facilities	00-07-06		Sub Department Area		112.5	114.0	1.5	1.3
00	RADIOLOGY - GROUND	00-07	Whole Department: Staff facilities	00-07-06		Circulation		0.0	0.0	0.0	
00	RADIOLOGY - GROUND	00-07	Whole Department: Staff facilities	00-07-06		Sub Department Area Total		112.5	114.0	1.5	1.3
00	RADIOLOGY - GROUND	00-07	MRI Suite	00-07-07	NCH-00-RCG-058	Sub-waiting area / patient familiarisation / Simulator	-	26.0	23.3	-2.7	-10.4
00	RADIOLOGY - GROUND	00-07	MRI Suite	00-07-07	NCH-00-RCG-059	Interview & Patient / Staff locker bay	-	9.0	9.0	0.0	0.0
00	RADIOLOGY - GROUND	00-07	MRI Suite	00-07-07	NCH-00-RCG-060	Dirty Utility	-	9.0	9.3	0.3	3.3
00	RADIOLOGY - GROUND	00-07	MRI Suite	00-07-07	NCH-00-RCG-061	Trolley / Transfer Area to MRI Compatible Trolley	-	16.0	16.3	0.3	1.9
00	RADIOLOGY - GROUND	00-07	MRI Suite	00-07-07	NCH-00-RCG-062	Sub-reception/administration/records area	-	11.0	11.6	0.6	5.5
00	RADIOLOGY - GROUND	00-07	MRI Suite	00-07-07	NCH-00-RCG-063	Control Room	-	20.0	20.8	0.8	4.0
00	RADIOLOGY - GROUND	00-07	MRI Suite	00-07-07	NCH-00-RCG-064	MRI scanner room (3 Tesla):	-	68.0	64.4	-3.6	-5.3
00	RADIOLOGY - GROUND	00-07	MRI Suite	00-07-07	NCH-00-RCG-065	MRI scanner engineering/technical room	-	21.0	16.5	-4.5	-21.4
00	RADIOLOGY - GROUND	00-07	MRI Suite	00-07-07	NCH-00-RCG-066	Controlled Lobby	*-	0.0	47.3	47.3	
00	RADIOLOGY - GROUND	00-07	MRI Suite	00-07-07	NCH-00-RCG-067	Cleaners room with non-ferromagnetic equipment/materials	-	7.0	6.9	-0.1	-1.4
00	RADIOLOGY - GROUND	00-07	MRI Suite	00-07-07	NCH-00-RCG-068	Feed/sleep area	-	9.0	8.0	-1.0	-11.1
00	RADIOLOGY - GROUND	00-07	MRI Suite	00-07-07	NCH-00-RCG-069	Clean Utility	-	12.0	15.4	3.4	28.3
00	RADIOLOGY - GROUND	00-07	MRI Suite	00-07-07	NCH-00-RCG-070	Assisted patient changing cubicle	-	3.5	3.0	-0.5	-14.3
00	RADIOLOGY - GROUND	00-07	MRI Suite	00-07-07	NCH-00-RCG-071	Patient Prep & Store Room	-	16.0	15.6	-0.4	-2.5
00	RADIOLOGY - GROUND	00-07	MRI Suite	00-07-07	NCH-00-RCG-072	Ambulant Changing Cubicle	-	1.5	2.3	0.8	53.3
00	RADIOLOGY - GROUND	00-07	MRI Suite	00-07-07	NCH-00-RCG-073	Visitors & patients wc: Disabled/ wheelchair user - asstd	-	4.5	4.7	0.2	4.4
00	RADIOLOGY - GROUND	00-07	MRI Suite	00-07-07	NCH-00-RCG-074	Equipment Bay L	-	2.0	1.8	-0.2	-10.0
00	RADIOLOGY - GROUND	00-07	MRI Suite	00-07-07	NCH-00-RCG-075	WC - Disabled	-	4.5	4.4	-0.1	-2.2
00	RADIOLOGY - GROUND	00-07	MRI Suite	00-07-07	NCH-00-RCG-081	Image Review / Analysis Workstation Room	-	8.0	8.4	0.4	5.0
00	RADIOLOGY - GROUND	00-07	MRI Suite	00-07-07	NCH-00-RCG-104	IPS	-	0.0	0.5	0.5	100.0
00	RADIOLOGY - GROUND	00-07	MRI Suite	00-07-07		Sub Department Area		248.0	242.2	-5.8	-2.3
00	RADIOLOGY - GROUND	00-07	MRI Suite	00-07-07		Circulation		0.0	47.3	47.3	
00	RADIOLOGY - GROUND	00-07	MRI Suite	00-07-07		Sub Department Area Total		248.0	289.5	41.5	16.7
00	**RADIOLOGY - GROUND**	**00-07**	**Totals**			**Department Area Total incl. 30% circulation allowance**		**1676.4**	**1714.1**	**37.7**	**2.3**

Building	NCH - Childrens
Floor	Ground Floor
Iteration	31/07/2010

Floor	Department	Dep Number	Sub Department	Sub Dep Number	Room Number	Room Name	Category - area included as circulation marked *	Required Area m²	Designed Area m²	Variance from Briefed Area in m²	Variance from Briefed Area as a %
00	CARDIOLOGY TESTING	00-08	Testing Area	00-08-01	NCH-00-OPD-036	Patient Trolley / Chairs Bay	-	8.0	6.0	-2.0	-25.0
00	CARDIOLOGY TESTING	00-08	Testing Area	00-08-01	NCH-00-OPD-037	Sub-reception: 1 position	-	8.0	6.8	-1.2	-15.0
00	CARDIOLOGY TESTING	00-08	Testing Area	00-08-01	NCH-00-OPD-038	Echocardiography room	-	18.0	16.4	-1.6	-8.9
00	CARDIOLOGY TESTING	00-08	Testing Area	00-08-01	NCH-00-OPD-039	Echocardiography room	-	18.0	16.4	-1.6	-8.9
00	CARDIOLOGY TESTING	00-08	Testing Area	00-08-01	NCH-00-OPD-051	Ambulatory ECG Analysis	-	14.0	14.0	0.0	0.0
00	CARDIOLOGY TESTING	00-08	Testing Area	00-08-01	NCH-00-OPD-052	Echocardiography room	-	18.0	18.0	0.0	0.0
00	CARDIOLOGY TESTING	00-08	Testing Area	00-08-01	NCH-00-OPD-054	Corridor	*-	0.0	64.2	64.2	100.0
00	CARDIOLOGY TESTING	00-08	Testing Area	00-08-01	NCH-00-OPD-055	Interview/Councelling	-	9.0	5.9	-3.1	-34.4
00	CARDIOLOGY TESTING	00-08	Testing Area	00-08-01	NCH-00-OPD-056	Exercise ECG room:	-	18.0	16.4	-1.6	-8.9
00	CARDIOLOGY TESTING	00-08	Testing Area	00-08-01	NCH-00-OPD-057	Equipment Bay L	-	2.5	2.3	-0.2	-8.0
00	CARDIOLOGY TESTING	00-08	Testing Area	00-08-01	NCH-00-OPD-058	Exercise ECG room	-	18.0	16.4	-1.6	-8.9
00	CARDIOLOGY TESTING	00-08	Testing Area	00-08-01	NCH-00-OPD-059	Drinking water dispenser	-	0.5	0.5	0.0	0.0
00	CARDIOLOGY TESTING	00-08	Testing Area	00-08-01	NCH-00-OPD-060	Visitors & patients wc: Disabled/ wheelchair user	-	4.5	4.2	-0.3	-6.7
00	CARDIOLOGY TESTING	00-08	Testing Area	00-08-01	NCH-00-OPD-061	Sterile supplies & Equipment Store	-	11.0	11.0	0.0	0.0
00	CARDIOLOGY TESTING	00-08	Testing Area	00-08-01		Sub Department Area		163.5	168.3	4.8	2.9
00	CARDIOLOGY TESTING	00-08	Testing Area	00-08-01		Circulation		0.0	64.2	64.2	
00	CARDIOLOGY TESTING	00-08	Testing Area	00-08-01		Sub Department Area Total		163.5	232.5	69.0	42.2
00	CARDIOLOGY TESTING	00-08	Case Conference / Pre Op Reviews	00-08-02	NCH-00-OPD-053	Cardiac Workstations	-	35.0	35.0	0.0	0.0
00	CARDIOLOGY TESTING	00-08	Case Conference / Pre Op Reviews	00-08-02		Sub Department Area		35.0	35.0	0.0	0.0
00	CARDIOLOGY TESTING	00-08	Case Conference / Pre Op Reviews	00-08-02		Circulation		0.0	0.0	0.0	
00	CARDIOLOGY TESTING	00-08	Case Conference / Pre Op Reviews	00-08-02		Sub Department Area Total		35.0	35.0	0.0	0.0
00	**CARDIOLOGY TESTING**	**00-08**	**Totals**			**Department Area Total incl. 30% circulation allowance**		**258.1**	**267.5**	**9.4**	**3.7**

Building	NCH - Childrens
Floor	Ground Floor
Iteration	31/07/2010

Floor	Department	Dep Number	Sub Department	Sub Dep Number	Room Number	Room Name	Category - area included as circulation marked *	Required Area m²	Designed Area m²	Variance from Briefed Area in m²	Variance from Briefed Area as a %
00	GROUND FLOOR FM FACILITIES	00-09	Ground Floor FM Facilties	00-09-01	NCH-00-FMC0-001	Core H Clean Hold	-	26.0	8.3	-17.7	-68.1
00	GROUND FLOOR FM FACILITIES	00-09	Ground Floor FM Facilties	00-09-01	NCH-00-FMC0-002	Core H Dirty Hold	-	26.0	8.1	-17.9	-68.8
00	GROUND FLOOR FM FACILITIES	00-09	Ground Floor FM Facilties	00-09-01	NCH-00-FMC0-003	Core H IT Hub	-	0.0	9.2	9.2	100.0
00	GROUND FLOOR FM FACILITIES	00-09	Ground Floor FM Facilties	00-09-01	NCH-00-FMC0-004	Core K Clean Hold	-	26.0	8.3	-17.7	-68.1
00	GROUND FLOOR FM FACILITIES	00-09	Ground Floor FM Facilties	00-09-01	NCH-00-FMC0-005	Core K Dirty Hold	-	26.0	8.6	-17.4	-66.9
00	GROUND FLOOR FM FACILITIES	00-09	Ground Floor FM Facilties	00-09-01	NCH-00-FMC0-006	Core K IT Hub	-	0.0	9.2	9.2	100.0
00	GROUND FLOOR FM FACILITIES	00-09	Ground Floor FM Facilties	00-09-01	NCH-00-FMC0-007	IT Hub	-	0.0	10.2	10.2	100.0
00	GROUND FLOOR FM FACILITIES	00-09	Ground Floor FM Facilties	00-09-01	NCH-00-FMC0-008	Store	-	0.0	10.2	10.2	100.0
00	GROUND FLOOR FM FACILITIES	00-09	Ground Floor FM Facilties	00-09-01		Sub Department Area		104.0	72.0	-32.0	100.0
00	GROUND FLOOR FM FACILITIES	00-09	Ground Floor FM Facilties	00-09-01		Circulation		0.0	0.0	0.0	
00	GROUND FLOOR FM FACILITIES	00-09	Ground Floor FM Facilties	00-09-01		Sub Department Area Total		104.0	72.0	-32.0	100.0
00	**GROUND FLOOR FM FACILITIES**	**00-09**	**Totals**			**Department Area Total incl. 30% circulation allowance**		**135.2**	**72.0**	**-63.2**	**100.0**

Building	NCH - Childrens
Floor	Ground Floor
Iteration	31/07/2010

Floor	Department	Dep Number	Sub Department	Sub Dep Number	Room Number	Room Name	Category - area included as circulation marked *	Required Area m²	Designed Area m²	Variance from Briefed Area in m²	Variance from Briefed Area as a %
00	GROUND FLOOR COMMUNICATIONS	00-10	Ground Floor Communications	00-10-01	NCH-00-CC0-001	Core G Stair	*-	0.0	30.4	30.4	100.0
00	GROUND FLOOR COMMUNICATIONS	00-10	Ground Floor Communications	00-10-01	NCH-00-CC0-002	Core G Bed Lift Lobby	*-	0.0	31.5	31.5	100.0
00	GROUND FLOOR COMMUNICATIONS	00-10	Ground Floor Communications	00-10-01	NCH-00-CC0-003	Core G Bed Lift	*-	0.0	11.7	11.7	100.0
00	GROUND FLOOR COMMUNICATIONS	00-10	Ground Floor Communications	00-10-01	NCH-00-CC0-004	Core G Bed Lift	*-	0.0	11.7	11.7	100.0
00	GROUND FLOOR COMMUNICATIONS	00-10	Ground Floor Communications	00-10-01	NCH-00-CC0-005	Hospital Street	*-	0.0	38.2	38.2	100.0
00	GROUND FLOOR COMMUNICATIONS	00-10	Ground Floor Communications	00-10-01	NCH-00-CC0-006	Hospital Street	*-	0.0	78.0	78.0	100.0
00	GROUND FLOOR COMMUNICATIONS	00-10	Ground Floor Communications	00-10-01	NCH-00-CC0-007	Hospital Street	*-	0.0	99.4	99.4	100.0
00	GROUND FLOOR COMMUNICATIONS	00-10	Ground Floor Communications	00-10-01	NCH-00-CC0-008	Core H Riser M38	-	0.0	3.4	3.4	100.0
00	GROUND FLOOR COMMUNICATIONS	00-10	Ground Floor Communications	00-10-01	NCH-00-CC0-009	Core H FM Lift	*-	0.0	11.7	11.7	100.0
00	GROUND FLOOR COMMUNICATIONS	00-10	Ground Floor Communications	00-10-01	NCH-00-CC0-010	Core H FM Lift	*-	0.0	11.7	11.7	100.0
00	GROUND FLOOR COMMUNICATIONS	00-10	Ground Floor Communications	00-10-01	NCH-00-CC0-011	Core H FM Lift Lobby	*-	0.0	23.5	23.5	100.0
00	GROUND FLOOR COMMUNICATIONS	00-10	Ground Floor Communications	00-10-01	NCH-00-CC0-012	Core H Stair	*-	0.0	33.3	33.3	100.0
00	GROUND FLOOR COMMUNICATIONS	00-10	Ground Floor Communications	00-10-01	NCH-00-CC0-013	Hospital Street	*-	0.0	47.3	47.3	100.0
00	GROUND FLOOR COMMUNICATIONS	00-10	Ground Floor Communications	00-10-01	NCH-00-CC0-014	Hospital Street	*-	0.0	30.7	30.7	100.0
00	GROUND FLOOR COMMUNICATIONS	00-10	Ground Floor Communications	00-10-01	NCH-00-CC0-015	Hospital Street	*-	0.0	69.2	69.2	100.0
00	GROUND FLOOR COMMUNICATIONS	00-10	Ground Floor Communications	00-10-01	NCH-00-CC0-016	Core H Bed/Patient Lift Lobby	*-	0.0	29.5	29.5	100.0
00	GROUND FLOOR COMMUNICATIONS	00-10	Ground Floor Communications	00-10-01	NCH-00-CC0-017	Core H Bed/Patient Lift	*-	0.0	11.7	11.7	100.0
00	GROUND FLOOR COMMUNICATIONS	00-10	Ground Floor Communications	00-10-01	NCH-00-CC0-018	Core H Bed/Patient Lift	*-	0.0	11.7	11.7	100.0
00	GROUND FLOOR COMMUNICATIONS	00-10	Ground Floor Communications	00-10-01	NCH-00-CC0-019	Hospital Street	*-	0.0	188.1	188.1	100.0
00	GROUND FLOOR COMMUNICATIONS	00-10	Ground Floor Communications	00-10-01	NCH-00-CC0-020	Hospital Street	*-	0.0	238.9	238.9	100.0
00	GROUND FLOOR COMMUNICATIONS	00-10	Ground Floor Communications	00-10-01	NCH-00-CC0-021	Core K Riser M39	-	0.0	3.4	3.4	100.0
00	GROUND FLOOR COMMUNICATIONS	00-10	Ground Floor Communications	00-10-01	NCH-00-CC0-022	Core K FM Lift	*-	0.0	11.7	11.7	100.0
00	GROUND FLOOR COMMUNICATIONS	00-10	Ground Floor Communications	00-10-01	NCH-00-CC0-023	Core K FM Lift	*-	0.0	11.7	11.7	100.0
00	GROUND FLOOR COMMUNICATIONS	00-10	Ground Floor Communications	00-10-01	NCH-00-CC0-024	Core K FM Lift Lobby	*-	0.0	23.7	23.7	100.0
00	GROUND FLOOR COMMUNICATIONS	00-10	Ground Floor Communications	00-10-01	NCH-00-CC0-025	Core K Stair	*-	0.0	33.3	33.3	100.0
00	GROUND FLOOR COMMUNICATIONS	00-10	Ground Floor Communications	00-10-01	NCH-00-CC0-026	Hospital Street	*-	0.0	41.3	41.3	100.0
00	GROUND FLOOR COMMUNICATIONS	00-10	Ground Floor Communications	00-10-01	NCH-00-CC0-028	Core G Switchgear Cupboard	-	0.0	1.9	1.9	100.0
00	GROUND FLOOR COMMUNICATIONS	00-10	Ground Floor Communications	00-10-01	NCH-00-CC0-029	Core K Bed/Patient Lift Lobby	*-	0.0	28.9	28.9	100.0
00	GROUND FLOOR COMMUNICATIONS	00-10	Ground Floor Communications	00-10-01	NCH-00-CC0-030	Core K Bed/Patient Lift	*-	0.0	11.7	11.7	100.0
00	GROUND FLOOR COMMUNICATIONS	00-10	Ground Floor Communications	00-10-01	NCH-00-CC0-031	Core K Bed/Patient Lift	*-	0.0	11.7	11.7	100.0
00	GROUND FLOOR COMMUNICATIONS	00-10	Ground Floor Communications	00-10-01	NCH-00-CC0-032	Hospital Street	*-	0.0	30.7	30.7	100.0
00	GROUND FLOOR COMMUNICATIONS	00-10	Ground Floor Communications	00-10-01	NCH-00-CC0-033	Core L Lift	*-	0.0	6.1	6.1	100.0
00	GROUND FLOOR COMMUNICATIONS	00-10	Ground Floor Communications	00-10-01	NCH-00-CC0-037	Core L Stair	*-	0.0	43.5	43.5	100.0
00	GROUND FLOOR COMMUNICATIONS	00-10	Ground Floor Communications	00-10-01	NCH-00-CC0-039	Core J Public Lift	*-	0.0	6.1	6.1	100.0
00	GROUND FLOOR COMMUNICATIONS	00-10	Ground Floor Communications	00-10-01	NCH-00-CC0-040	Core J Public Lift	*-	0.0	6.1	6.1	100.0
00	GROUND FLOOR COMMUNICATIONS	00-10	Ground Floor Communications	00-10-01	NCH-00-CC0-042	Core J Public Lift Lobby	*-	0.0	27.0	27.0	100.0
00	GROUND FLOOR COMMUNICATIONS	00-10	Ground Floor Communications	00-10-01	NCH-00-CC0-044	Core J Public Lift	*-	0.0	6.1	6.1	100.0
00	GROUND FLOOR COMMUNICATIONS	00-10	Ground Floor Communications	00-10-01	NCH-00-CC0-045	Core J Public Lift	*-	0.0	6.1	6.1	100.0
00	GROUND FLOOR COMMUNICATIONS	00-10	Ground Floor Communications	00-10-01	NCH-00-CC0-046	Core K HV Riser	-	0.0	0.4	0.4	100.0
00	GROUND FLOOR COMMUNICATIONS	00-10	Ground Floor Communications	00-10-01	NCH-00-CC0-047	Corridor	*-	0.0	24.4	24.4	100.0
00	GROUND FLOOR COMMUNICATIONS	00-10	Ground Floor Communications	00-10-01	NCH-00-CC0-048	Core G Riser	-	0.0	0.3	0.3	100.0
00	GROUND FLOOR COMMUNICATIONS	00-10	Ground Floor Communications	00-10-01	NCH-00-CC0-049	Core G Electrical Riser 21	-	0.0	2.6	2.6	100.0
00	GROUND FLOOR COMMUNICATIONS	00-10	Ground Floor Communications	00-10-01		Sub Department Area		0.0	12.1	12.1	100.0
00	GROUND FLOOR COMMUNICATIONS	00-10	Ground Floor Communications	00-10-01		Circulation		0.0	1338.6	1338.6	
00	GROUND FLOOR COMMUNICATIONS	00-10	Ground Floor Communications	00-10-01		Sub Department Area Total		0.0	1350.7	1350.7	100.0
00	**GROUND FLOOR COMMUNICATIONS**	**00-10**	**Totals**			**Department Area Total incl. 30% circulation allowance**		**0.0**	**1350.7**	**1350.7**	**100.0**

Building NCH - Childrens
Floor Ground Floor
Iteration 31/07/2010

Floor	Department	Dep Number	Sub Department	Sub Dep Number	Room Number	Room Name	Category - area included as circulation marked *	Required Area m²	Designed Area m²	Variance from Briefed Area in m²	Variance from Briefed Area as a %
00	MAIN ENTRANCE	00-01	Totals			Department Area Total incl. 30% circulation allowance		724.8	1502.4	777.7	107.3
00	OPD	00-02	Totals			Department Area Total incl. 30% circulation allowance		2891.5	3267.6	376.1	13.0
00	EMERGENCY DEPARTMENT	00-03	Totals			Department Area Total incl. 30% circulation allowance		1529.5	1701.5	172.1	11.2
00	OBSERVATION WARD	00-04	Totals			Department Area Total incl. 30% circulation allowance		793.7	897.7	104.1	13.1
00	CHILD PROTECTION UNIT	00-05	Totals			Department Area Total incl. 30% circulation allowance		66.3	73.2	6.9	10.4
00	REHABILITATION: THERAPY & ORTHOTICS	00-06	Totals			Department Area Total incl. 30% circulation allowance		940.6	910.4	-30.2	-3.2
00	RADIOLOGY - GROUND	00-07	Totals			Department Area Total incl. 30% circulation allowance		1676.4	1714.1	37.7	2.3
00	CARDIOLOGY TESTING	00-08	Totals			Department Area Total incl. 30% circulation allowance		258.1	267.5	9.4	3.7
00	GROUND FLOOR FM FACILITIES	00-09	Totals			Department Area Total incl. 30% circulation allowance		135.2	72.0	-63.2	100.0
00	GROUND FLOOR COMMUNICATIONS	00-10	Totals			Department Area Total incl. 30% circulation allowance		0.0	1350.7	1350.7	100.0
0	**GROUND FLOOR TOTAL**					**GRAND TOTAL**		**9015.8**	**11757.1**	**2741.3**	**30.4**

Building NCH - Childrens
Floor First Floor
Iteration 31/07/2010

Floor	Department	Dep Number	Sub Department	Sub Dep Number	Room Number	Room Name	Category - area included as circulation marked *	Required Area m²	Designed Area m²	Variance from Briefed Area in m²	Variance from Briefed Area as a %
01	THEATRES	01-01	Main Entrance/Reception Area	01-01-01	NCH-01-THE-002	Entrance Foyer/Corridor	*-	0.00	197.10	197.10	100.0
01	THEATRES	01-01	Main Entrance/Reception Area	01-01-01	NCH-01-THE-026	Manager s Office	-	12.00	9.20	-2.80	-23.3
01	THEATRES	01-01	Main Entrance/Reception Area	01-01-01	NCH-01-THE-030	Pre-Assessment Office	-	13.00	12.50	-0.50	-3.8
01	THEATRES	01-01	Main Entrance/Reception Area	01-01-01	NCH-01-THE-003	Waiting & Play Area (unsupervised)	-	20.00	23.50	3.50	17.5
01	THEATRES	01-01	Main Entrance/Reception Area	01-01-01	NCH-01-THE-027	Riser M30	-	0.00	12.00	12.00	100.0
01	THEATRES	01-01	Main Entrance/Reception Area	01-01-01	NCH-01-THE-022	Electrical Cupboard	-	0.00	1.40	1.40	100.0
01	THEATRES	01-01	Main Entrance/Reception Area	01-01-01	NCH-01-THE-001	ADOS/POA Reception	-	18.00	16.40	-1.60	-8.9
01	THEATRES	01-01	Main Entrance/Reception Area	01-01-01		Sub Department Area		63.0	75.0	12.0	19.0
01	THEATRES	01-01	Main Entrance/Reception Area	01-01-01		Circulation		0.0	197.1	197.1	
01	THEATRES	01-01	Main Entrance/Reception Area	01-01-01		Sub Department Area Total		63.0	272.1	209.1	331.9
01	THEATRES	01-01	Multifunction Area (Pre-op Assess & AODOS)	01-01-02	NCH-01-THE-017	Assessment/Pre-op/Changing Rooms (With couch)	-	14.00	13.80	-0.20	-1.4
01	THEATRES	01-01	Multifunction Area (Pre-op Assess & AODOS)	01-01-02	NCH-01-THE-021	Pre-op Playroom (supervised)	-	45.00	44.40	-0.60	-1.3
01	THEATRES	01-01	Multifunction Area (Pre-op Assess & AODOS)	01-01-02	NCH-01-THE-020	Playroom Store	-	6.00	6.20	0.20	3.3
01	THEATRES	01-01	Multifunction Area (Pre-op Assess & AODOS)	01-01-02	NCH-01-THE-023	WC & handwash: accessible; wheelchair assisted	-	4.50	4.80	0.30	6.7
01	THEATRES	01-01	Multifunction Area (Pre-op Assess & AODOS)	01-01-02	NCH-01-THE-034	Holding Area	-	13.50	12.60	-0.90	-6.7
01	THEATRES	01-01	Multifunction Area (Pre-op Assess & AODOS)	01-01-02	NCH-01-THE-018	Nurses Station	-	8.00	12.40	4.40	55.0
01	THEATRES	01-01	Multifunction Area (Pre-op Assess & AODOS)	01-01-02	NCH-01-THE-032	Holding Area	-	13.50	13.40	-0.10	-0.7
01	THEATRES	01-01	Multifunction Area (Pre-op Assess & AODOS)	01-01-02	NCH-01-THE-004	Assessment/Pre-op/Changing Rooms (With couch)	-	14.00	12.50	-1.50	-10.7
01	THEATRES	01-01	Multifunction Area (Pre-op Assess & AODOS)	01-01-02	NCH-01-THE-008	Assessment/Pre-op/Changing Rooms (With couch)	-	14.00	14.00	0.00	0.0
01	THEATRES	01-01	Multifunction Area (Pre-op Assess & AODOS)	01-01-02	NCH-01-THE-024	Adolescents Mess Room	-	30.00	31.00	1.00	3.3
01	THEATRES	01-01	Multifunction Area (Pre-op Assess & AODOS)	01-01-02	NCH-01-THE-033	Holding Area	-	13.50	12.40	-1.10	-8.1
01	THEATRES	01-01	Multifunction Area (Pre-op Assess & AODOS)	01-01-02	NCH-01-THE-015	Assessment/Pre-op/Changing Rooms (With chair)	-	7.00	6.90	-0.10	-1.4
01	THEATRES	01-01	Multifunction Area (Pre-op Assess & AODOS)	01-01-02	NCH-01-THE-016	Assessment/Pre-op/Changing Rooms (With chair)	-	7.00	6.50	-0.50	-7.1
01	THEATRES	01-01	Multifunction Area (Pre-op Assess & AODOS)	01-01-02	NCH-01-THE-007	Assessment/Pre-op/Changing Rooms (With couch)	-	14.00	14.00	0.00	0.0
01	THEATRES	01-01	Multifunction Area (Pre-op Assess & AODOS)	01-01-02	NCH-01-THE-037	Duty porters area: 2 porters	-	5.00	4.60	-0.40	-8.0
01	THEATRES	01-01	Multifunction Area (Pre-op Assess & AODOS)	01-01-02	NCH-01-THE-006	Assessment/Pre-op/Changing Rooms (With couch)	-	14.00	14.00	0.00	0.0
01	THEATRES	01-01	Multifunction Area (Pre-op Assess & AODOS)	01-01-02	NCH-01-THE-005	Assessment/Pre-op/Changing Rooms (With couch)	-	14.00	14.00	0.00	0.0
01	THEATRES	01-01	Multifunction Area (Pre-op Assess & AODOS)	01-01-02	NCH-01-THE-019	WC & handwash: accessible; wheelchair assisted	-	4.50	4.80	0.30	6.7
01	THEATRES	01-01	Multifunction Area (Pre-op Assess & AODOS)	01-01-02	NCH-01-THE-014	Nappy Change	-	6.00	6.40	0.40	6.7
01	THEATRES	01-01	Multifunction Area (Pre-op Assess & AODOS)	01-01-02	NCH-01-THE-010	Cleaners (Housekeepers room)	-	7.00	6.60	-0.40	-5.7
01	THEATRES	01-01	Multifunction Area (Pre-op Assess & AODOS)	01-01-02		Sub Department Area		254.5	255.1	0.6	0.2
01	THEATRES	01-01	Multifunction Area (Pre-op Assess & AODOS)	01-01-02		Circulation		0.0	0.0	0.0	
01	THEATRES	01-01	Multifunction Area (Pre-op Assess & AODOS)	01-01-02		Sub Department Area Total		254.5	255.1	0.6	0.2
01	THEATRES	01-01	Operating Theatre Entrance/Exit/Interface Area	01-01-03	- -	Theatre Reception	-	6.00	0.00	-6.00	-100.0
01	THEATRES	01-01	Operating Theatre Entrance/Exit/Interface Area	01-01-03	NCH-01-THE-036	Switchgear Cupboard	-	0.00	1.50	1.50	100.0
01	THEATRES	01-01	Operating Theatre Entrance/Exit/Interface Area	01-01-03	- -	Interview Room	-	8.00	0.00	-8.00	-100.0
01	THEATRES	01-01	Operating Theatre Entrance/Exit/Interface Area	01-01-03	NCH-01-THE-031	Additional Waiting Parking Area For Theatre Trolleys (4-5 empty trolleys)	-	10.00	13.20	3.20	32.0
01	THEATRES	01-01	Operating Theatre Entrance/Exit/Interface Area	01-01-03	- -	Lobby	*-	12.00	0.00	-12.00	-100.0
01	THEATRES	01-01	Operating Theatre Entrance/Exit/Interface Area	01-01-03		Sub Department Area		24.0	14.7	-9.3	-38.8
01	THEATRES	01-01	Operating Theatre Entrance/Exit/Interface Area	01-01-03		Circulation		0.0	0.0	0.0	
01	THEATRES	01-01	Operating Theatre Entrance/Exit/Interface Area	01-01-03		Sub Department Area Total		24.0	14.7	-9.3	-38.8

Building NCH - Childrens
Floor First Floor
Iteration 31/07/2010

Floor	Department	Dep Number	Sub Department	Sub Dep Number	Room Number	Room Name	Category - area included as circulation marked *	Required Area m²	Designed Area m²	Variance from Briefed Area in m²	Variance from Briefed Area as a %
01	THEATRES	01-01	Operating theatre suites facilities	01-01-04	NCH-01-THE-049	Dirty utility: serving CEPOD theatre	-	12.00	11.20	-0.80	-6.7
01	THEATRES	01-01	Operating theatre suites facilities	01-01-04	NCH-01-THE-116	Corridor	*-	0.00	102.90	102.90	100.0
01	THEATRES	01-01	Operating theatre suites facilities	01-01-04	NCH-01-THE-078	Preparation room	-	12.00	12.50	0.50	4.2
01	THEATRES	01-01	Operating theatre suites facilities	01-01-04	NCH-01-THE-087	Scrub-up & gowning room	-	11.00	11.90	0.90	8.2
01	THEATRES	01-01	Operating theatre suites facilities	01-01-04	NCH-01-THE-122	Operating theatre: ultra clean	-	55.00	55.70	0.70	1.3
01	THEATRES	01-01	Operating theatre suites facilities	01-01-04	NCH-01-THE-013	WC & wash: ambulant	-	2.00	2.00	0.00	0.0
01	THEATRES	01-01	Operating theatre suites facilities	01-01-04	NCH-01-THE-126	Dirty utility: serving 1 theatre	-	12.00	10.70	-1.30	-10.8
01	THEATRES	01-01	Operating theatre suites facilities	01-01-04	NCH-01-THE-106	Anaesthetic room: bed space	-	19.00	18.50	-0.50	-2.6
01	THEATRES	01-01	Operating theatre suites facilities	01-01-04	NCH-01-THE-084	Dirty utility: serving 2 theatres	-	14.00	14.00	0.00	0.0
01	THEATRES	01-01	Operating theatre suites facilities	01-01-04	- -	Store: equipment; local to theatre	-	2.00	0.00	-2.00	-100.0
01	THEATRES	01-01	Operating theatre suites facilities	01-01-04	- -	Exit/parking bay: theatre; 1 bed/trolley	-	12.00	0.00	-12.00	-100.0
01	THEATRES	01-01	Operating theatre suites facilities	01-01-04	NCH-01-THE-099	Preparation room	-	12.00	12.10	0.10	0.8
01	THEATRES	01-01	Operating theatre suites facilities	01-01-04	NCH-01-THE-050	Anaesthetic room: bed space	-	19.00	18.90	-0.10	-0.5
01	THEATRES	01-01	Operating theatre suites facilities	01-01-04	NCH-01-THE-101	Anaesthetic room: bed space	-	19.00	19.00	0.00	0.0
01	THEATRES	01-01	Operating theatre suites facilities	01-01-04	NCH-01-THE-048	Preparation room	-	12.00	12.00	0.00	0.0
01	THEATRES	01-01	Operating theatre suites facilities	01-01-04	NCH-01-THE-118	Anaesthetic room: bed space	-	19.00	18.90	-0.10	-0.5
01	THEATRES	01-01	Operating theatre suites facilities	01-01-04	NCH-01-THE-082	Store: equipment; local to theatre	-	2.00	1.70	-0.30	-15.0
01	THEATRES	01-01	Operating theatre suites facilities	01-01-04	NCH-01-THE-071	Anaesthetic room: bed space	-	19.00	19.10	0.10	0.5
01	THEATRES	01-01	Operating theatre suites facilities	01-01-04	NCH-01-THE-098	Operating theatre: general	-	55.00	53.10	-1.90	-3.5
01	THEATRES	01-01	Operating theatre suites facilities	01-01-04	NCH-01-THE-047	Scrub-up & gowning room - CEPOD	-	9.00	12.00	3.00	33.3
01	THEATRES	01-01	Operating theatre suites facilities	01-01-04	NCH-01-THE-053	Scrub-up & gowning room - CARDIAC	-	9.00	11.40	2.40	26.7
01	THEATRES	01-01	Operating theatre suites facilities	01-01-04	NCH-01-THE-055	Operating Theatre - CEPOD	-	63.00	65.70	2.70	4.3
01	THEATRES	01-01	Operating theatre suites facilities	01-01-04	NCH-01-THE-075	Corridor	*-	0.00	157.70	157.70	100.0
01	THEATRES	01-01	Operating theatre suites facilities	01-01-04	NCH-01-THE-052	By Pass Prep Room	-	20.00	22.40	2.40	12.0
01	THEATRES	01-01	Operating theatre suites facilities	01-01-04	NCH-01-THE-117	Scrub-up & gowning room	-	11.00	10.30	-0.70	-6.4
01	THEATRES	01-01	Operating theatre suites facilities	01-01-04	NCH-01-THE-081	Exit/parking bay: theatre; 2 bed/trolley	-	24.00	28.70	4.70	19.6
01	THEATRES	01-01	Operating theatre suites facilities	01-01-04	NCH-01-THE-093	Exit/parking bay: theatre; 2 bed/trolley	-	24.00	28.70	4.70	19.6
01	THEATRES	01-01	Operating theatre suites facilities	01-01-04	NCH-01-THE-171	Exit/parking bay: theatre; 2 bed/trolley	-	24.00	25.50	1.50	6.3
01	THEATRES	01-01	Operating theatre suites facilities	01-01-04	NCH-01-THE-057	Dirty utility: serving CARDIAC theatre	-	12.00	11.00	-1.00	-8.3
01	THEATRES	01-01	Operating theatre suites facilities	01-01-04	NCH-01-THE-120	Preparation room	-	12.00	11.80	-0.20	-1.7
01	THEATRES	01-01	Operating theatre suites facilities	01-01-04	NCH-01-THE-119	Anaesthetic room: bed space	-	19.00	18.20	-0.80	-4.2
01	THEATRES	01-01	Operating theatre suites facilities	01-01-04	NCH-01-THE-012	WC & wash: ambulant	-	2.00	2.00	0.00	0.0
01	THEATRES	01-01	Operating theatre suites facilities	01-01-04	NCH-01-THE-088	Anaesthetic room: bed space	-	19.00	19.10	0.10	0.5
01	THEATRES	01-01	Operating theatre suites facilities	01-01-04	NCH-01-THE-085	Operating theatre: general	-	55.00	56.90	1.90	3.5
01	THEATRES	01-01	Operating theatre suites facilities	01-01-04	NCH-01-THE-114	Operating theatre: ultra clean	-	55.00	56.20	1.20	2.2
01	THEATRES	01-01	Operating theatre suites facilities	01-01-04	NCH-01-THE-109	Operating theatre: ultra clean	-	55.00	56.00	1.00	1.8
01	THEATRES	01-01	Operating theatre suites facilities	01-01-04	NCH-01-THE-059	Anaesthetic room: bed space	-	19.00	19.00	0.00	0.0
01	THEATRES	01-01	Operating theatre suites facilities	01-01-04	NCH-01-THE-097	Dirty utility: serving 2 theatres	-	14.00	14.10	0.10	0.7
01	THEATRES	01-01	Operating theatre suites facilities	01-01-04	NCH-01-THE-054	Operating Theatre - CARDIAC	-	63.00	61.80	-1.20	-1.9
01	THEATRES	01-01	Operating theatre suites facilities	01-01-04	NCH-01-THE-142	Offices - 2 person	-	13.00	12.50	-0.50	-3.8
01	THEATRES	01-01	Operating theatre suites facilities	01-01-04	NCH-01-THE-141	Offices - 2 person	-	13.00	12.50	-0.50	-3.8
01	THEATRES	01-01	Operating theatre suites facilities	01-01-04	NCH-01-THE-112	Dirty utility: serving 2 theatres	-	14.00	13.40	-0.60	-4.3
01	THEATRES	01-01	Operating theatre suites facilities	01-01-04	NCH-01-THE-115	Preparation room	-	12.00	11.70	-0.30	-2.5
01	THEATRES	01-01	Operating theatre suites facilities	01-01-04	NCH-01-THE-077	Scrub-up & gowning room	-	11.00	11.60	0.60	5.5
01	THEATRES	01-01	Operating theatre suites facilities	01-01-04	NCH-01-THE-092	Operating theatre: general	-	55.00	56.50	1.50	2.7
01	THEATRES	01-01	Operating theatre suites facilities	01-01-04	NCH-01-THE-086	Preparation room	-	12.00	12.30	0.30	2.5
01	THEATRES	01-01	Operating theatre suites facilities	01-01-04	NCH-01-THE-123	Store: equipment; local to theatre	-	2.00	2.20	0.20	10.0
01	THEATRES	01-01	Operating theatre suites facilities	01-01-04	NCH-01-THE-058	Preparation room	-	12.00	12.00	0.00	0.0
01	THEATRES	01-01	Operating theatre suites facilities	01-01-04	NCH-01-THE-108	Preparation room	-	12.00	12.00	0.00	0.0
01	THEATRES	01-01	Operating theatre suites facilities	01-01-04	NCH-01-THE-124	Scrub-up & gowning room	-	11.00	10.90	-0.10	-0.9
01	THEATRES	01-01	Operating theatre suites facilities	01-01-04	NCH-01-THE-107	Scrub-up & gowning room	-	11.00	11.40	0.40	3.6
01	THEATRES	01-01	Operating theatre suites facilities	01-01-04	NCH-01-THE-091	Preparation room	-	12.00	12.10	0.10	0.8
01	THEATRES	01-01	Operating theatre suites facilities	01-01-04	NCH-01-THE-089	Anaesthetic room: bed space	-	19.00	19.00	0.00	0.0
01	THEATRES	01-01	Operating theatre suites facilities	01-01-04	NCH-01-THE-100	Scrub-up & gowning room	-	11.00	11.40	0.40	3.6
01	THEATRES	01-01	Operating theatre suites facilities	01-01-04	NCH-01-THE-111	Store: equipment; local to theatre	-	2.00	1.20	-0.80	-40.0
01	THEATRES	01-01	Operating theatre suites facilities	01-01-04	NCH-01-THE-051	Exit/parking bay: theatre; 2 bed/trolley	-	24.00	26.70	2.70	11.3
01	THEATRES	01-01	Operating theatre suites facilities	01-01-04	NCH-01-THE-095	Store: equipment; local to theatre	-	2.00	1.70	-0.30	-15.0
01	THEATRES	01-01	Operating theatre suites facilities	01-01-04	NCH-01-THE-121	Offices - 2 person	-	13.00	13.80	0.80	6.2
01	THEATRES	01-01	Operating theatre suites facilities	01-01-04	NCH-01-THE-009	WC & wash: ambulant	-	2.00	3.00	1.00	50.0
01	THEATRES	01-01	Operating theatre suites facilities	01-01-04	NCH-01-THE-025	WC & wash: ambulant	-	2.00	2.70	0.70	35.0
01	THEATRES	01-01	Operating theatre suites facilities	01-01-04	NCH-01-THE-079	Operating theatre: general	-	55.00	55.80	0.80	1.5
01	THEATRES	01-01	Operating theatre suites facilities	01-01-04	NCH-01-THE-090	Scrub-up & gowning room	-	11.00	11.50	0.50	4.5
01	THEATRES	01-01	Operating theatre suites facilities	01-01-04		Sub Department Area		1148.0	1160.7	12.7	1.1
01	THEATRES	01-01	Operating theatre suites facilities	01-01-04		Circulation		0.0	260.6	260.6	
01	THEATRES	01-01	Operating theatre suites facilities	01-01-04		Sub Department Area Total		1148.0	1421.3	273.3	23.8

Building NCH - Childrens
Floor First Floor
Iteration 31/07/2010

Floor	Department	Dep Number	Sub Department	Sub Dep Number	Room Number	Room Name	Category - area included as circulation marked *	Required Area m²	Designed Area m²	Variance from Briefed Area in m²	Variance from Briefed Area as a %
01	THEATRES	01-01	Reception/Recovery Unit Facilities	01-01-05	NCH-01-THE-152	Corridor	*-	0.00	197.10	197.10	100.0
01	THEATRES	01-01	Reception/Recovery Unit Facilities	01-01-05	NCH-01-THE-156	Reception/Recovery bay: post anaesthetic; 1 place	-	13.50	13.60	0.10	0.7
01	THEATRES	01-01	Reception/Recovery Unit Facilities	01-01-05	NCH-01-THE-011	Recovery room: post anaesthetic; 1 place - Isolation	-	16.50	16.80	0.30	1.8
01	THEATRES	01-01	Reception/Recovery Unit Facilities	01-01-05	NCH-01-THE-157	Recovery room: post anaesthetic; 1 place - Isolation	-	16.50	16.40	-0.10	-0.6
01	THEATRES	01-01	Reception/Recovery Unit Facilities	01-01-05	NCH-01-THE-149	Reception/Recovery bay: post anaesthetic; 1 place	-	13.50	13.90	0.40	3.0
01	THEATRES	01-01	Reception/Recovery Unit Facilities	01-01-05	NCH-01-THE-159	Reception/Recovery bay: post anaesthetic; 1 place	-	13.50	13.40	-0.10	-0.7
01	THEATRES	01-01	Reception/Recovery Unit Facilities	01-01-05	NCH-01-THE-147	Reception/Recovery bay: post anaesthetic; 1 place	-	13.50	13.60	0.10	0.7
01	THEATRES	01-01	Reception/Recovery Unit Facilities	01-01-05	NCH-01-THE-148	Reception/Recovery bay: post anaesthetic; 1 place	-	13.50	13.90	0.40	3.0
01	THEATRES	01-01	Reception/Recovery Unit Facilities	01-01-05	NCH-01-THE-166	Reception/Recovery bay: post anaesthetic; 1 place	-	13.50	15.00	1.50	11.1
01	THEATRES	01-01	Reception/Recovery Unit Facilities	01-01-05	NCH-01-THE-139	Reception/Recovery bay: post anaesthetic; 1 place	-	13.50	13.60	0.10	0.7
01	THEATRES	01-01	Reception/Recovery Unit Facilities	01-01-05	NCH-01-THE-167	Reception/Recovery bay: post anaesthetic; 1 place	-	13.50	15.00	1.50	11.1
01	THEATRES	01-01	Reception/Recovery Unit Facilities	01-01-05	NCH-01-THE-164	Reception/Recovery bay: post anaesthetic; 1 place	-	13.50	14.70	1.20	8.9
01	THEATRES	01-01	Reception/Recovery Unit Facilities	01-01-05	NCH-01-THE-151	Reception/Recovery bay: post anaesthetic; 1 place	-	13.50	13.60	0.10	0.7
01	THEATRES	01-01	Reception/Recovery Unit Facilities	01-01-05	NCH-01-THE-127	Dirty utility: bedpan disposal & urine test	-	12.00	11.40	-0.60	-5.0
01	THEATRES	01-01	Reception/Recovery Unit Facilities	01-01-05	NCH-01-THE-155	Reception/Recovery bay: post anaesthetic; 1 place	-	13.50	13.40	-0.10	-0.7
01	THEATRES	01-01	Reception/Recovery Unit Facilities	01-01-05	NCH-01-THE-158	Recovery room: post anaesthetic; 1 place - Isolation	-	16.50	16.40	-0.10	-0.6
01	THEATRES	01-01	Reception/Recovery Unit Facilities	01-01-05	NCH-01-THE-153	Nurses Station	-	8.00	7.90	-0.10	-1.3
01	THEATRES	01-01	Reception/Recovery Unit Facilities	01-01-05	NCH-01-THE-144	Charge Nurse/Sister s Office	-	9.00	8.80	-0.20	-2.2
01	THEATRES	01-01	Reception/Recovery Unit Facilities	01-01-05	NCH-01-THE-154	Clean utility	-	14.00	12.50	-1.50	-10.7
01	THEATRES	01-01	Reception/Recovery Unit Facilities	01-01-05	NCH-01-THE-163	Reception/Recovery bay: post anaesthetic; 1 place	-	13.50	13.60	0.10	0.7
01	THEATRES	01-01	Reception/Recovery Unit Facilities	01-01-05	NCH-01-THE-145	Cleaners Room	-	7.00	7.30	0.30	4.3
01	THEATRES	01-01	Reception/Recovery Unit Facilities	01-01-05	NCH-01-THE-160	Reception/Recovery bay: post anaesthetic; 1 place	-	13.50	13.60	0.10	0.7
01	THEATRES	01-01	Reception/Recovery Unit Facilities	01-01-05	NCH-01-THE-165	Reception/Recovery bay: post anaesthetic; 1 place	-	13.50	15.00	1.50	11.1
01	THEATRES	01-01	Reception/Recovery Unit Facilities	01-01-05	NCH-01-THE-134	Reception/Recovery bay: post anaesthetic; 1 place	-	13.50	13.60	0.10	0.7
01	THEATRES	01-01	Reception/Recovery Unit Facilities	01-01-05	NCH-01-THE-161	Reception/Recovery bay: post anaesthetic; 1 place	-	13.50	13.60	0.10	0.7
01	THEATRES	01-01	Reception/Recovery Unit Facilities	01-01-05	NCH-01-THE-150	Reception/Recovery bay: post anaesthetic; 1 place	-	13.50	13.90	0.40	3.0
01	THEATRES	01-01	Reception/Recovery Unit Facilities	01-01-05		Sub Department Area		329.0	334.4	5.4	1.6
01	THEATRES	01-01	Reception/Recovery Unit Facilities	01-01-05		Circulation		0.0	197.1	197.1	
01	THEATRES	01-01	Reception/Recovery Unit Facilities	01-01-05		Sub Department Area Total		329.0	531.5	202.5	61.6
01	THEATRES	01-01	Post Acute Recovery (23 hour ward)	01-01-06	NCH-01-23HU-042	Patients en-suite with chamfered shower as per HBN 00-02	-	4.50	5.00	0.50	11.1
01	THEATRES	01-01	Post Acute Recovery (23 hour ward)	01-01-06	NCH-01-23HU-033	Patients en-suite with chamfered shower as per HBN 00-02	-	4.50	4.90	0.40	8.9
01	THEATRES	01-01	Post Acute Recovery (23 hour ward)	01-01-06	NCH-01-23HU-051	WC - Disabled	-	4.50	4.50	0.00	0.0
01	THEATRES	01-01	Post Acute Recovery (23 hour ward)	01-01-06	NCH-01-23HU-003	Staff WC	-	2.00	2.80	0.80	40.0
01	THEATRES	01-01	Post Acute Recovery (23 hour ward)	01-01-06	NCH-01-23HU-031	4 Bed Bay	-	73.00	71.40	-1.60	-2.2
01	THEATRES	01-01	Post Acute Recovery (23 hour ward)	01-01-06	NCH-01-23HU-028	4 Bed Bay	-	73.00	78.90	5.90	8.1
01	THEATRES	01-01	Post Acute Recovery (23 hour ward)	01-01-06	NCH-01-23HU-026	En-suite WC; Wash & Shower	-	7.00	7.20	0.20	2.9
01	THEATRES	01-01	Post Acute Recovery (23 hour ward)	01-01-06	NCH-01-23HU-029	En-suite WC; Wash & Shower	-	7.00	6.90	-0.10	-1.4
01	THEATRES	01-01	Post Acute Recovery (23 hour ward)	01-01-06	NCH-01-23HU-046	Patients en-suite with chamfered shower as per HBN 00-02	-	4.50	4.50	0.00	0.0
01	THEATRES	01-01	Post Acute Recovery (23 hour ward)	01-01-06	NCH-01-23HU-024	Patients en-suite with chamfered shower as per HBN 00-02	-	4.50	5.40	0.90	20.0
01	THEATRES	01-01	Post Acute Recovery (23 hour ward)	01-01-06	NCH-01-23HU-002	Staff WC	-	2.00	2.80	0.80	40.0
01	THEATRES	01-01	Post Acute Recovery (23 hour ward)	01-01-06	NCH-01-23HU-018	Single Bed	-	16.50	19.00	2.50	15.2
01	THEATRES	01-01	Post Acute Recovery (23 hour ward)	01-01-06	NCH-01-23HU-043	Single Bed	-	16.50	17.60	1.10	6.7
01	THEATRES	01-01	Post Acute Recovery (23 hour ward)	01-01-06	NCH-01-23HU-049	Clean Store & Utility	-	14.00	15.80	1.80	12.9
01	THEATRES	01-01	Post Acute Recovery (23 hour ward)	01-01-06	NCH-01-23HU-036	Patients en-suite with chamfered shower as per HBN 00-02	-	4.50	4.70	0.20	4.4
01	THEATRES	01-01	Post Acute Recovery (23 hour ward)	01-01-06	NCH-01-23HU-019	Patients en-suite with chamfered shower as per HBN 00-02	-	4.50	5.40	0.90	20.0
01	THEATRES	01-01	Post Acute Recovery (23 hour ward)	01-01-06	NCH-01-23HU-038	Single Bed	-	16.50	17.30	0.80	4.8
01	THEATRES	01-01	Post Acute Recovery (23 hour ward)	01-01-06	NCH-01-23HU-035	Single Bed	-	16.50	17.30	0.80	4.8
01	THEATRES	01-01	Post Acute Recovery (23 hour ward)	01-01-06	NCH-01-23HU-034	Single Bed	-	16.50	17.30	0.80	4.8
01	THEATRES	01-01	Post Acute Recovery (23 hour ward)	01-01-06	NCH-01-23HU-025	Single Bed	-	16.50	18.30	1.80	10.9
01	THEATRES	01-01	Post Acute Recovery (23 hour ward)	01-01-06	NCH-01-23HU-021	Single Bed	-	16.50	18.30	1.80	10.9
01	THEATRES	01-01	Post Acute Recovery (23 hour ward)	01-01-06	NCH-01-23HU-040	Patients en-suite with chamfered shower as per HBN 00-02	-	4.50	5.40	0.90	20.0
01	THEATRES	01-01	Post Acute Recovery (23 hour ward)	01-01-06	NCH-01-23HU-009	Scoring Room	-	13.00	13.20	0.20	1.5
01	THEATRES	01-01	Post Acute Recovery (23 hour ward)	01-01-06	NCH-01-23HU-027	Single Bed	-	16.50	18.30	1.80	10.9
01	THEATRES	01-01	Post Acute Recovery (23 hour ward)	01-01-06	NCH-01-23HU-020	Patients en-suite with chamfered shower as per HBN 00-02	-	4.50	5.40	0.90	20.0
01	THEATRES	01-01	Post Acute Recovery (23 hour ward)	01-01-06	NCH-01-23HU-023	Patients en-suite with chamfered shower as per HBN 00-02	-	4.50	5.40	0.90	20.0
01	THEATRES	01-01	Post Acute Recovery (23 hour ward)	01-01-06	NCH-01-23HU-044	Single Bed	-	16.50	17.60	1.10	6.7
01	THEATRES	01-01	Post Acute Recovery (23 hour ward)	01-01-06	NCH-01-23HU-053	Riser	-	0.00	2.00	2.00	100.0
01	THEATRES	01-01	Post Acute Recovery (23 hour ward)	01-01-06	NCH-01-23HU-011	Offices - 2 person	-	13.00	14.60	1.60	12.3
01	THEATRES	01-01	Post Acute Recovery (23 hour ward)	01-01-06	NCH-01-23HU-001	Corridor	*-	0.00	100.00	100.00	100.0
01	THEATRES	01-01	Post Acute Recovery (23 hour ward)	01-01-06	NCH-01-23HU-048	Treatment Room	-	16.00	17.80	1.80	11.3
01	THEATRES	01-01	Post Acute Recovery (23 hour ward)	01-01-06	NCH-01-23HU-052	Corridor	*-	0.00	62.90	62.90	100.0
01	THEATRES	01-01	Post Acute Recovery (23 hour ward)	01-01-06	NCH-01-23HU-015	Parents Room	-	22.00	23.10	1.10	5.0
01	THEATRES	01-01	Post Acute Recovery (23 hour ward)	01-01-06	NCH-01-23HU-017	Corridor	*-	0.00	83.80	83.80	100.0
01	THEATRES	01-01	Post Acute Recovery (23 hour ward)	01-01-06	NCH-01-23HU-032	Step Down Playroom (supervised)	-	35.00	37.40	2.40	6.9
01	THEATRES	01-01	Post Acute Recovery (23 hour ward)	01-01-06	NCH-01-23HU-012	Discharge Lounge for Adolescents & Young People	-	20.00	20.00	0.00	0.0
01	THEATRES	01-01	Post Acute Recovery (23 hour ward)	01-01-06	NCH-01-23HU-037	Trolley Bay (8 trolley cubicles)	-	78.00	75.50	-2.50	-3.2
01	THEATRES	01-01	Post Acute Recovery (23 hour ward)	01-01-06	NCH-01-23HU-030	En-suite WC; Wash & Shower	-	7.00	7.00	0.00	0.0
01	THEATRES	01-01	Post Acute Recovery (23 hour ward)	01-01-06	NCH-01-23HU-013	Pantry/Beverage Area with Re-gen Area	-	16.00	15.90	-0.10	-0.6
01	THEATRES	01-01	Post Acute Recovery (23 hour ward)	01-01-06	NCH-01-23HU-045	Patients en-suite with chamfered shower as per HBN 00-02	-	4.50	6.00	1.50	33.3
01	THEATRES	01-01	Post Acute Recovery (23 hour ward)	01-01-06	NCH-01-23HU-041	En-suite WC; Wash & Shower	-	7.00	6.70	-0.30	-4.3
01	THEATRES	01-01	Post Acute Recovery (23 hour ward)	01-01-06	NCH-01-23HU-004	Staff Base	-	8.00	8.40	0.40	5.0
01	THEATRES	01-01	Post Acute Recovery (23 hour ward)	01-01-06	NCH-01-23HU-047	Single Bed	-	16.50	17.70	1.20	7.3
01	THEATRES	01-01	Post Acute Recovery (23 hour ward)	01-01-06	NCH-01-23HU-007	Parents pantry/beverage bay	-	6.00	6.20	0.20	3.3
01	THEATRES	01-01	Post Acute Recovery (23 hour ward)	01-01-06	NCH-01-23HU-014	Observation Room	-	13.00	13.40	0.40	3.1
01	THEATRES	01-01	Post Acute Recovery (23 hour ward)	01-01-06	NCH-01-23HU-008	Parents Changing Room (With WC & Shower) (Disabled access)	-	6.00	5.90	-0.10	-1.7
01	THEATRES	01-01	Post Acute Recovery (23 hour ward)	01-01-06	NCH-01-23HU-005	Cleaners Room	-	7.00	7.00	0.00	0.0
01	THEATRES	01-01	Post Acute Recovery (23 hour ward)	01-01-06	NCH-01-23HU-016	Disposal Hold	-	8.00	11.00	3.00	37.5
01	THEATRES	01-01	Post Acute Recovery (23 hour ward)	01-01-06	NCH-01-23HU-039	Equipment Bay L	-	4.00	3.50	-0.50	-12.5
01	THEATRES	01-01	Post Acute Recovery (23 hour ward)	01-01-06	NCH-01-23HU-006	Store Room	-	8.00	11.10	3.10	38.8
01	THEATRES	01-01	Post Acute Recovery (23 hour ward)	01-01-06	NCH-01-23HU-050	Dirty Utility	-	8.00	9.00	1.00	12.5
01	THEATRES	01-01	Post Acute Recovery (23 hour ward)	01-01-06	NCH-01-23HU-010	Electrical Cupboard	-	0.00	1.40	1.40	100.0
01	THEATRES	01-01	Post Acute Recovery (23 hour ward)	01-01-06	NCH-01-23HU-022	4 Bed Bay	-	73.00	68.90	-4.10	-5.6
01	THEATRES	01-01	Post Acute Recovery (23 hour ward)	01-01-06		Sub Department Area		760.5	800.3	39.8	5.2
01	THEATRES	01-01	Post Acute Recovery (23 hour ward)	01-01-06		Circulation		0.0	246.6	246.6	
01	THEATRES	01-01	Post Acute Recovery (23 hour ward)	01-01-06		Sub Department Area Total		760.5	1047.0	286.5	37.7

Building NCH - Childrens
Floor First Floor
Iteration 31/07/2010

Floor	Department	Dep Number	Sub Department	Sub Dep Number	Room Number	Room Name	Category - area included as circulation marked *	Required Area m²	Designed Area m²	Variance from Briefed Area in m²	Variance from Briefed Area as a %
01	THEATRES	01-01	Support facilities	01-01-07	NCH-01-THE-143	Riser M24	-	0.00	12.90	12.90	100.0
01	THEATRES	01-01	Support facilities	01-01-07	- -	Store: clinical equipment	-	30.00	0.00	-30.00	-100.0
01	THEATRES	01-01	Support facilities	01-01-07	NCH-01-THE-162	Store: satellite pharmacy	-	6.00	5.80	-0.20	-3.3
01	THEATRES	01-01	Support facilities	01-01-07	NCH-01-THE-105	IPS	-	0.00	1.60	1.60	100.0
01	THEATRES	01-01	Support facilities	01-01-07	NCH-01-THE-136	Parking bay: resuscitation trolley	-	1.00	2.50	1.50	150.0
01	THEATRES	01-01	Support facilities	01-01-07	NCH-01-THE-103	Store room: flexible endoscope	-	10.00	11.20	1.20	12.0
01	THEATRES	01-01	Support facilities	01-01-07	NCH-01-THE-069	Near patient testing/status laboratory	-	8.50	8.50	0.00	0.0
01	THEATRES	01-01	Support facilities	01-01-07	NCH-01-THE-028	Blood bank refrigerator bay	-	3.00	2.70	-0.30	-10.0
01	THEATRES	01-01	Support facilities	01-01-07	NCH-01-THE-060	Equipment Drop Off Bay	-	8.00	8.00	0.00	0.0
01	THEATRES	01-01	Support facilities	01-01-07	NCH-01-THE-133	Store: clinical equipment	-	30.00	33.00	3.00	10.0
01	THEATRES	01-01	Support facilities	01-01-07	- -	Parking bay: fibre optic bronchoscope light source trolley	-	1.00	0.00	-1.00	-100.0
01	THEATRES	01-01	Support facilities	01-01-07	NCH-01-THE-072	Parking bay: mobile x-ray & ultrasound unit	-	5.00	5.00	0.00	0.0
01	THEATRES	01-01	Support facilities	01-01-07	NCH-01-THE-073	Store: bulk supplies	-	35.00	51.40	16.40	46.9
01	THEATRES	01-01	Support facilities	01-01-07	NCH-01-THE-104	Electrical Cupboard	-	0.00	2.20	2.20	100.0
01	THEATRES	01-01	Support facilities	01-01-07	NCH-01-THE-137	Store: bulk supplies (2 combined)	-	70.00	82.30	12.30	17.6
01	THEATRES	01-01	Support facilities	01-01-07	NCH-01-THE-138	Electrical Riser RE22	-	0.00	2.80	2.80	100.0
01	THEATRES	01-01	Support facilities	01-01-07	NCH-01-THE-062	Corridor	*-	0.00	73.40	73.40	100.0
01	THEATRES	01-01	Support facilities	01-01-07	NCH-01-THE-132	Riser M38	-	0.00	15.50	15.50	100.0
01	THEATRES	01-01	Support facilities	01-01-07	NCH-01-THE-168	Office: medical reporting; 1 staff	-	10.50	10.70	0.20	1.9
01	THEATRES	01-01	Support facilities	01-01-07	NCH-01-THE-043	Riser M40	-	0.00	12.50	12.50	100.0
01	THEATRES	01-01	Support facilities	01-01-07	NCH-01-THE-130	Store: linen	-	6.00	7.10	1.10	18.3
01	THEATRES	01-01	Support facilities	01-01-07	NCH-01-THE-131	Store: ready to use medical gas cylinders	-	4.00	5.50	1.50	37.5
01	THEATRES	01-01	Support facilities	01-01-07	NCH-01-THE-068	Hold: disposal	-	15.00	14.90	-0.10	-0.7
01	THEATRES	01-01	Support facilities	01-01-07	NCH-01-THE-102	Cleaners (Housekeeping) room	-	7.00	7.20	0.20	2.9
01	THEATRES	01-01	Support facilities	01-01-07	NCH-01-THE-129	IPS	-	0.00	2.40	2.40	100.0
01	THEATRES	01-01	Support facilities	01-01-07	- -	UPS & IT hub room	-	9.00	0.00	-9.00	-100.0
01	THEATRES	01-01	Support facilities	01-01-07	NCH-01-THE-135	Parking bay: mobile x-ray & ultrasound unit	-	5.00	4.80	-0.20	-4.0
01	THEATRES	01-01	Support facilities	01-01-07	NCH-01-THE-172	Mechanical Riser M33	-	0.00	12.60	12.60	100.0
01	THEATRES	01-01	Support facilities	01-01-07		Sub Department Area		264.0	323.0	59.0	22.3
01	THEATRES	01-01	Support facilities	01-01-07		Circulation		0.0	73.4	73.4	
01	THEATRES	01-01	Support facilities	01-01-07		Sub Department Area Total		264.0	396.3	132.3	50.1
01	THEATRES	01-01	Staff support facilities	01-01-08	NCH-01-THE-076	Workstations (6)	-	20.00	23.90	3.90	19.5
01	THEATRES	01-01	Staff support facilities	01-01-08	NCH-01-THE-140	Charge Nurse/Team Leaders Office	-	18.00	18.30	0.30	1.7
01	THEATRES	01-01	Staff support facilities	01-01-08	NCH-01-THE-064	WC & wash: ambulant	-	2.00	2.00	0.00	0.0
01	THEATRES	01-01	Staff support facilities	01-01-08	NCH-01-THE-045	WC & handwash: accessible; wheelchair assisted	-	4.50	6.80	2.30	51.1
01	THEATRES	01-01	Staff support facilities	01-01-08	NCH-01-THE-044	Male Staff changing room including boot change: 40 places	-	20.00	17.00	-3.00	-15.0
01	THEATRES	01-01	Staff support facilities	01-01-08	NCH-01-THE-169	Electrical Cupboard	-	0.00	2.40	2.40	100.0
01	THEATRES	01-01	Staff support facilities	01-01-08	NCH-01-THE-066	Shower: ambulant (non patient)	-	2.50	2.40	-0.10	-4.0
01	THEATRES	01-01	Staff support facilities	01-01-08	NCH-01-THE-067	Seminar room: 30 persons	-	55.00	49.00	-6.00	-10.9
01	THEATRES	01-01	Staff support facilities	01-01-08	NCH-01-THE-146	Electrical Cupboard	-	0.00	1.40	1.40	100.0
01	THEATRES	01-01	Staff support facilities	01-01-08	NCH-01-THE-061	Utility: footwear washing	-	4.00	4.40	0.40	10.0
01	THEATRES	01-01	Staff support facilities	01-01-08	- -	Shower: ambulant (non patient)	-	2.50	0.00	-2.50	-100.0
01	THEATRES	01-01	Staff support facilities	01-01-08	NCH-01-THE-038	Shower: ambulant (non patient)	-	2.50	3.40	0.90	36.0
01	THEATRES	01-01	Staff support facilities	01-01-08	NCH-01-THE-040	WC & wash: ambulant	-	2.00	2.80	0.80	40.0
01	THEATRES	01-01	Staff support facilities	01-01-08	NCH-01-THE-042	Female Staff changing room including boot change: 70 places	-	35.00	37.30	2.30	6.6
01	THEATRES	01-01	Staff support facilities	01-01-08	NCH-01-THE-063	WC & wash: ambulant	-	2.00	2.00	0.00	0.0
01	THEATRES	01-01	Staff support facilities	01-01-08	NCH-01-THE-083	IPS	-	0.00	0.60	0.60	100.0
01	THEATRES	01-01	Staff support facilities	01-01-08	NCH-01-THE-070	Rest & dining room with beverage & snack preparation bay: 40 staff	-	56.00	48.70	-7.30	-13.0
01	THEATRES	01-01	Staff support facilities	01-01-08	NCH-01-THE-046	Corridor	*-	0.00	198.10	198.10	100.0
01	THEATRES	01-01	Staff support facilities	01-01-08	NCH-01-THE-039	Shower: ambulant (non patient)	-	2.50	3.00	0.50	20.0
01	THEATRES	01-01	Staff support facilities	01-01-08	NCH-01-THE-094	IPS	-	0.00	0.60	0.60	100.0
01	THEATRES	01-01	Staff support facilities	01-01-08	NCH-01-THE-096	IPS	-	0.00	0.50	0.50	100.0
01	THEATRES	01-01	Staff support facilities	01-01-08	NCH-01-THE-065	Shower: ambulant (non patient)	-	2.50	2.40	-0.10	-4.0
01	THEATRES	01-01	Staff support facilities	01-01-08	NCH-01-THE-128	DB	-	0.00	0.80	0.80	100.0
01	THEATRES	01-01	Staff support facilities	01-01-08	NCH-01-THE-110	IPS	-	0.00	0.70	0.70	100.0
01	THEATRES	01-01	Staff support facilities	01-01-08	NCH-01-THE-168	IPS	-	10.50	2.00	-8.50	-81.0
01	THEATRES	01-01	Staff support facilities	01-01-08	NCH-01-THE-113	IPS	-	0.00	0.50	0.50	100.0
01	THEATRES	01-01	Staff support facilities	01-01-08	NCH-01-THE-125	IPS	-	0.00	0.50	0.50	100.0
01	THEATRES	01-01	Staff support facilities	01-01-08	NCH-01-THE-081	IPS	-	0.00	0.60	0.60	100.0
01	THEATRES	01-01	Staff support facilities	01-01-08	NCH-01-THE-041	WC & wash: ambulant	-	2.00	2.40	0.40	20.0
01	THEATRES	01-01	Staff support facilities	01-01-08		Sub Department Area		243.5	236.2	-7.3	-3.0
01	THEATRES	01-01	Staff support facilities	01-01-08		Circulation		0.0	198.1	198.1	
01	THEATRES	01-01	Staff support facilities	01-01-08		Sub Department Area Total		243.5	434.3	190.8	78.4
01	**THEATRES**	**01-01**	**Totals**			**Department Area Total incl. 30% circulation allowance**		**4012.5**	**4372.3**	**359.9**	**9.0**

Building NCH - Childrens
Floor First Floor
Iteration 31/07/2010

Floor	Department	Dep Number	Sub Department	Sub Dep Number	Room Number	Room Name	Category - area included as circulation marked *	Required Area m²	Designed Area m²	Variance from Briefed Area in m²	Variance from Briefed Area as a %
01	CRITICAL CARE - PICU	01-02	Entrance/Reception/Administration facilities	01-02-01	NCH-01-CCW-004	Visitors waiting area	-	15.00	14.00	-1.00	-6.7
01	CRITICAL CARE - PICU	01-02	Entrance/Reception/Administration facilities	01-02-01	NCH-01-CCW-009	Visitors wc: Disabled/ wheelchair user	-	4.50	4.80	0.30	6.7
01	CRITICAL CARE - PICU	01-02	Entrance/Reception/Administration facilities	01-02-01	NCH-01-CCW-001	Visitors Foyer	*-	0.00	10.50	10.50	100.0
01	CRITICAL CARE - PICU	01-02	Entrance/Reception/Administration facilities	01-02-01	NCH-01-CCW-002	Combined entrance	*-	0.00	34.90	34.90	100.0
01	CRITICAL CARE - PICU	01-02	Entrance/Reception/Administration facilities	01-02-01	NCH-01-CCW-003	Telephone area: single booth; low height	-	2.00	2.00	0.00	0.0
01	CRITICAL CARE - PICU	01-02	Entrance/Reception/Administration facilities	01-02-01		Sub Department Area		21.5	20.8	-0.7	-3.3
01	CRITICAL CARE - PICU	01-02	Entrance/Reception/Administration facilities	01-02-01		Circulation		0.0	45.4	45.4	
01	CRITICAL CARE - PICU	01-02	Entrance/Reception/Administration facilities	01-02-01		Sub Department Area Total		21.5	66.2	44.7	207.9
01	CRITICAL CARE - PICU	01-02	Family & Friends facilities (adjacent to main entrance)	01-02-02	NCH-01-CCW-007	Relatives en-suite wc: Disabled/ wheelchair user	-	4.50	4.50	0.00	0.0
01	CRITICAL CARE - PICU	01-02	Family & Friends facilities (adjacent to main entrance)	01-02-02	NCH-01-CCW-005	Private (Single) Family Sitting	-	20.00	20.10	0.10	0.5
01	CRITICAL CARE - PICU	01-02	Family & Friends facilities (adjacent to main entrance)	01-02-02	NCH-01-CCW-008	Relatives sitting room: 12 places	-	16.00	16.00	0.00	0.0
01	CRITICAL CARE - PICU	01-02	Family & Friends facilities (adjacent to main entrance)	01-02-02	NCH-01-CCW-006	Relatives pantry/beverage bay	-	6.00	6.10	0.10	1.7
01	CRITICAL CARE - PICU	01-02	Family & Friends facilities (adjacent to main entrance)	01-02-02		Sub Department Area		46.5	46.7	0.2	0.4
01	CRITICAL CARE - PICU	01-02	Family & Friends facilities (adjacent to main entrance)	01-02-02		Circulation		0.0	0.0	0.0	
01	CRITICAL CARE - PICU	01-02	Family & Friends facilities (adjacent to main entrance)	01-02-02		Sub Department Area Total		46.5	46.7	0.2	0.4
01	CRITICAL CARE - PICU	01-02	Clinical areas	01-02-03	NCH-01-CCW-064	Critical care bed area	-	25.50	24.80	-0.70	-2.7
01	CRITICAL CARE - PICU	01-02	Clinical areas	01-02-03	NCH-01-CCW-066	Scrub	-	4.00	3.90	-0.10	-2.5
01	CRITICAL CARE - PICU	01-02	Clinical areas	01-02-03	NCH-01-CCW-078	Communications "Touch down bases"	-	2.00	2.20	0.20	10.0
01	CRITICAL CARE - PICU	01-02	Clinical areas	01-02-03	- -	Communications "Touch down bases"	-	2.00	0.00	-2.00	-100.0
01	CRITICAL CARE - PICU	01-02	Clinical areas	01-02-03	NCH-01-CCW-121	Workstation & X-ray Viewing Area	-	12.00	12.50	0.50	4.2
01	CRITICAL CARE - PICU	01-02	Clinical areas	01-02-03	NCH-01-CCW-086	Critical care bed area: single room; Isolation (access via gowning lobby)	-	25.50	25.50	0.00	0.0
01	CRITICAL CARE - PICU	01-02	Clinical areas	01-02-03	NCH-01-CCW-065	Critical care bed area	-	25.50	24.80	-0.70	-2.7
01	CRITICAL CARE - PICU	01-02	Clinical areas	01-02-03	NCH-01-CCW-088	Critical care bed area	-	25.50	25.50	0.00	0.0
01	CRITICAL CARE - PICU	01-02	Clinical areas	01-02-03	NCH-01-CCW-101	Relatives interview room	-	9.00	9.20	0.20	2.2
01	CRITICAL CARE - PICU	01-02	Clinical areas	01-02-03	NCH-01-CCW-067	Gowning lobby: single bedroom	-	7.00	7.00	0.00	0.0
01	CRITICAL CARE - PICU	01-02	Clinical areas	01-02-03	NCH-01-CCW-091	Communications "Touch down bases"	-	2.00	2.00	0.00	0.0
01	CRITICAL CARE - PICU	01-02	Clinical areas	01-02-03	NCH-01-CCW-100	Gowning lobby: single bedroom	-	7.00	7.10	0.10	1.4
01	CRITICAL CARE - PICU	01-02	Clinical areas	01-02-03	NCH-01-CCW-109	Communications "Touch down bases"	-	2.00	2.30	0.30	15.0
01	CRITICAL CARE - PICU	01-02	Clinical areas	01-02-03	NCH-01-CCW-105	Critical care bed area: single room; Isolation (access via gowning lobby)	-	25.50	25.20	-0.30	-1.2
01	CRITICAL CARE - PICU	01-02	Clinical areas	01-02-03	NCH-01-CCW-107	Critical care bed area	-	25.50	25.90	0.40	1.6
01	CRITICAL CARE - PICU	01-02	Clinical areas	01-02-03	NCH-01-CCW-068	Critical care bed area: single room; Isolation (access via gowning lobby)	-	25.50	25.50	0.00	0.0
01	CRITICAL CARE - PICU	01-02	Clinical areas	01-02-03	NCH-01-CCW-099	Critical care bed area: single room; Isolation (access via gowning lobby)	-	25.50	25.20	-0.30	-1.2
01	CRITICAL CARE - PICU	01-02	Clinical areas	01-02-03	NCH-01-CCW-075	Critical care bed area	-	25.50	24.50	-1.00	-3.9
01	CRITICAL CARE - PICU	01-02	Clinical areas	01-02-03	NCH-01-CCW-074	Critical care bed area	-	25.50	27.00	1.50	5.9
01	CRITICAL CARE - PICU	01-02	Clinical areas	01-02-03	NCH-01-CCW-082	Critical care bed area	-	25.50	24.60	-0.90	-3.5
01	CRITICAL CARE - PICU	01-02	Clinical areas	01-02-03	NCH-01-CCW-083	Critical care bed area: single room; Isolation (access via gowning lobby)	-	25.50	25.50	0.00	0.0
01	CRITICAL CARE - PICU	01-02	Clinical areas	01-02-03	NCH-01-CCW-070	Corridor	*-	0.00	214.60	214.60	100.0
01	CRITICAL CARE - PICU	01-02	Clinical areas	01-02-03	NCH-01-CCW-104	Gowning lobby: single bedroom	-	7.00	7.10	0.10	1.4
01	CRITICAL CARE - PICU	01-02	Clinical areas	01-02-03	NCH-01-CCW-058	Central Communications / Staff Base + Reception	-	24.00	25.40	1.40	5.8
01	CRITICAL CARE - PICU	01-02	Clinical areas	01-02-03	NCH-01-CCW-084	Gowning lobby: single bedroom	-	7.00	7.00	0.00	0.0
01	CRITICAL CARE - PICU	01-02	Clinical areas	01-02-03	NCH-01-CCW-071	Relatives interview room	-	9.00	9.00	0.00	0.0
01	CRITICAL CARE - PICU	01-02	Clinical areas	01-02-03	NCH-01-CCW-060	Critical care bed area	-	25.50	25.30	-0.20	-0.8
01	CRITICAL CARE - PICU	01-02	Clinical areas	01-02-03	NCH-01-CCW-120	Workstation & X-ray Viewing Area	-	12.00	11.40	-0.60	-5.0
01	CRITICAL CARE - PICU	01-02	Clinical areas	01-02-03	NCH-01-CCW-069	Central Communications / Staff Base + Reception	-	24.00	15.10	-8.90	-37.1
01	CRITICAL CARE - PICU	01-02	Clinical areas	01-02-03	NCH-01-CCW-108	Corridor	*-	0.00	24.50	24.50	100.0
01	CRITICAL CARE - PICU	01-02	Clinical areas	01-02-03	NCH-01-CCW-053	Critical care bed area	-	25.50	25.40	-0.10	-0.4
01	CRITICAL CARE - PICU	01-02	Clinical areas	01-02-03	NCH-01-CCW-096	Corridor	*-	0.00	21.40	21.40	100.0
01	CRITICAL CARE - PICU	01-02	Clinical areas	01-02-03	NCH-01-CCW-089	Corridor	*-	0.00	25.70	25.70	100.0
01	CRITICAL CARE - PICU	01-02	Clinical areas	01-02-03	- -	Communications "Touch down bases"	-	2.00	0.00	-2.00	-100.0
01	CRITICAL CARE - PICU	01-02	Clinical areas	01-02-03	- -	Communications "Touch down bases"	-	2.00	0.00	-2.00	-100.0
01	CRITICAL CARE - PICU	01-02	Clinical areas	01-02-03	NCH-01-CCW-085	Critical care bed area: single room; Isolation (access via gowning lobby)	-	25.50	25.50	0.00	0.0
01	CRITICAL CARE - PICU	01-02	Clinical areas	01-02-03	NCH-01-CCW-087	Critical care bed area	-	25.50	25.50	0.00	0.0
01	CRITICAL CARE - PICU	01-02	Clinical areas	01-02-03	NCH-01-CCW-097	Critical care bed area	-	25.50	25.80	0.30	1.2
01	CRITICAL CARE - PICU	01-02	Clinical areas	01-02-03	NCH-01-CCW-098	Critical care bed area	-	25.50	25.90	0.40	1.6
01	CRITICAL CARE - PICU	01-02	Clinical areas	01-02-03	NCH-01-CCW-114	Critical care bed area	-	25.50	25.50	0.00	0.0
01	CRITICAL CARE - PICU	01-02	Clinical areas	01-02-03	NCH-01-CCW-106	Critical care bed area	-	25.50	25.80	0.30	1.2
01	CRITICAL CARE - PICU	01-02	Clinical areas	01-02-03	NCH-01-CCW-054	Critical care bed area	-	25.50	25.80	0.30	1.2
01	CRITICAL CARE - PICU	01-02	Clinical areas	01-02-03	NCH-01-CCW-056	Scrub	-	4.00	4.10	0.10	2.5
01	CRITICAL CARE - PICU	01-02	Clinical areas	01-02-03	NCH-01-CCW-095	Communications "Touch down bases"	-	2.00	2.00	0.00	0.0
01	CRITICAL CARE - PICU	01-02	Clinical areas	01-02-03	NCH-01-CCW-081	Critical care bed area	-	25.50	24.50	-1.00	-3.9
01	CRITICAL CARE - PICU	01-02	Clinical areas	01-02-03	NCH-01-CCW-057	Corridor	*-	0.00	106.10	106.10	100.0
01	CRITICAL CARE - PICU	01-02	Clinical areas	01-02-03		Sub Department Area		701.0	686.2	-14.8	-2.1
01	CRITICAL CARE - PICU	01-02	Clinical areas	01-02-03		Circulation		0.0	392.2	392.2	
01	CRITICAL CARE - PICU	01-02	Clinical areas	01-02-03		Sub Department Area Total		701.0	1078.4	377.4	53.8

Building NCH - Childrens
Floor First Floor
Iteration 31/07/2010

Floor	Department	Dep Number	Sub Department	Sub Dep Number	Room Number	Room Name	Category - area included as circulation marked *	Required Area m²	Designed Area m²	Variance from Briefed Area in m²	Variance from Briefed Area as a %
01	CRITICAL CARE - PICU	01-02	Utility/clinical area support facilities	01-02-04	NCH-01-CCW-049	Patients pantry	-	6.00	5.90	-0.10	-1.7
01	CRITICAL CARE - PICU	01-02	Utility/clinical area support facilities	01-02-04	NCH-01-CCW-118	Housekeepers (cleaners) room	-	10.00	10.00	0.00	0.0
01	CRITICAL CARE - PICU	01-02	Utility/clinical area support facilities	01-02-04	NCH-01-CCW-044	Toy Store	-	6.00	8.60	2.60	43.3
01	CRITICAL CARE - PICU	01-02	Utility/clinical area support facilities	01-02-04	NCH-01-CCW-092	Dirty Utility with urine testing/equipment cleaning	-	18.00	19.10	1.10	6.1
01	CRITICAL CARE - PICU	01-02	Utility/clinical area support facilities	01-02-04	NCH-01-CCW-093	Medicines Management Room	-	18.00	18.00	0.00	0.0
01	CRITICAL CARE - PICU	01-02	Utility/clinical area support facilities	01-02-04	NCH-01-CCW-052	Dirty utility with urine testing	-	12.00	12.10	0.10	0.8
01	CRITICAL CARE - PICU	01-02	Utility/clinical area support facilities	01-02-04	NCH-01-CCW-055	Status laboratory	-	8.50	8.50	0.00	0.0
01	CRITICAL CARE - PICU	01-02	Utility/clinical area support facilities	01-02-04	NCH-01-CCW-103	Clean utility (including blood bank area)	-	17.00	17.10	0.10	0.6
01	CRITICAL CARE - PICU	01-02	Utility/clinical area support facilities	01-02-04	NCH-01-CCW-015	ECMO/Haem Filtration Service	-	44.00	44.40	0.40	0.9
01	CRITICAL CARE - PICU	01-02	Utility/clinical area support facilities	01-02-04	NCH-01-CCW-034	Disposal hold	-	20.00	20.80	0.80	4.0
01	CRITICAL CARE - PICU	01-02	Utility/clinical area support facilities	01-02-04	NCH-01-CCW-051	Patients assisted bathroom; wc & wash (Stretcher hoist)	-	16.00	16.00	0.00	0.0
01	CRITICAL CARE - PICU	01-02	Utility/clinical area support facilities	01-02-04	NCH-01-CCW-090	Clean utility (including blood bank area)	-	17.00	17.00	0.00	0.0
01	CRITICAL CARE - PICU	01-02	Utility/clinical area support facilities	01-02-04	NCH-01-CCW-048	Milk store	-	4.00	3.80	-0.20	-5.0
01	CRITICAL CARE - PICU	01-02	Utility/clinical area support facilities	01-02-04		Sub Department Area		196.5	201.4	4.9	2.5
01	CRITICAL CARE - PICU	01-02	Utility/clinical area support facilities	01-02-04		Circulation		0.0	0.0	0.0	
01	CRITICAL CARE - PICU	01-02	Utility/clinical area support facilities	01-02-04		Sub Department Area Total		196.5	201.4	4.9	2.5
01	CRITICAL CARE - PICU	01-02	Storage/holding facilities	01-02-05	NCH-01-CCW-117	Bulk supplies store / Clinical equipment store	-	90.00	76.20	-13.80	-15.3
01	CRITICAL CARE - PICU	01-02	Storage/holding facilities	01-02-05	NCH-01-CCW-061	Cardiac arrest/emergency trolley bay	-	3.00	2.80	-0.20	-6.7
01	CRITICAL CARE - PICU	01-02	Storage/holding facilities	01-02-05	NCH-01-CCW-050	Ready use medical gas cylinders store	-	8.00	9.60	1.60	20.0
01	CRITICAL CARE - PICU	01-02	Storage/holding facilities	01-02-05	NCH-01-CCW-122	Furniture / Bed Store	-	20.00	19.10	-0.90	-4.5
01	CRITICAL CARE - PICU	01-02	Storage/holding facilities	01-02-05	NCH-01-CCW-124	Ready use medical gas cylinders store	-	8.00	4.10	-3.90	-48.8
01	CRITICAL CARE - PICU	01-02	Storage/holding facilities	01-02-05	NCH-01-CCW-116	Corridor	*-	0.00	100.40	100.40	100.0
01	CRITICAL CARE - PICU	01-02	Storage/holding facilities	01-02-05	NCH-01-CCW-119	Mobile imaging equipment bay (x-ray & Ultrasound) with image intensifiers	-	8.00	8.40	0.40	5.0
01	CRITICAL CARE - PICU	01-02	Storage/holding facilities	01-02-05	NCH-01-CCW-073	Equipment Bay L	-	4.00	3.70	-0.30	-7.5
01	CRITICAL CARE - PICU	01-02	Storage/holding facilities	01-02-05	NCH-01-CCW-115	Mobile imaging equipment bay (x-ray & Ultrasound) with image intensifiers	-	8.00	7.90	-0.10	-1.3
01	CRITICAL CARE - PICU	01-02	Storage/holding facilities	01-02-05	NCH-01-CCW-014	Clinical Physics Room	-	37.00	37.20	0.20	0.5
01	CRITICAL CARE - PICU	01-02	Storage/holding facilities	01-02-05	NCH-01-CCW-047	Equipment Bay L	-	4.00	3.60	-0.40	-10.0
01	CRITICAL CARE - PICU	01-02	Storage/holding facilities	01-02-05	NCH-01-CCW-046	Cardiac arrest/emergency trolley bay	-	3.00	1.70	-1.30	-43.3
01	CRITICAL CARE - PICU	01-02	Storage/holding facilities	01-02-05		Sub Department Area		193.0	174.4	-18.6	-9.6
01	CRITICAL CARE - PICU	01-02	Storage/holding facilities	01-02-05		Circulation		0.0	100.4	100.4	
01	CRITICAL CARE - PICU	01-02	Storage/holding facilities	01-02-05		Sub Department Area Total		193.0	274.7	81.7	42.3
01	CRITICAL CARE - PICU	01-02	Staff facilities	01-02-06	NCH-01-CCW-017	Clinical staff office: 4 places	-	24.00	22.20	-1.80	-7.5
01	CRITICAL CARE - PICU	01-02	Staff facilities	01-02-06	NCH-01-CCW-039	Staff wc & wash: Ambulant user	-	2.00	1.90	-0.10	-5.0
01	CRITICAL CARE - PICU	01-02	Staff facilities	01-02-06	NCH-01-CCW-029	Staff wc & wash: Ambulant user	-	2.00	1.90	-0.10	-5.0
01	CRITICAL CARE - PICU	01-02	Staff facilities	01-02-06	NCH-01-CCW-031	Staff wc & wash: Ambulant user	-	2.00	2.20	0.20	10.0
01	CRITICAL CARE - PICU	01-02	Staff facilities	01-02-06	NCH-01-CCW-041	Staff shower	-	2.50	3.00	0.50	20.0
01	CRITICAL CARE - PICU	01-02	Staff facilities	01-02-06	NCH-01-CCW-024	Office: 1 place	-	12.00	12.60	0.60	5.0
01	CRITICAL CARE - PICU	01-02	Staff facilities	01-02-06	NCH-01-CCW-026	Staff shower	-	2.50	3.20	0.70	28.0
01	CRITICAL CARE - PICU	01-02	Staff facilities	01-02-06	NCH-01-CCW-022	Staff office/Restroom - On Call Room	-	13.00	13.40	0.40	3.1
01	CRITICAL CARE - PICU	01-02	Staff facilities	01-02-06	- -	Staff shower	-	2.50	0.00	-2.50	-100.0
01	CRITICAL CARE - PICU	01-02	Staff facilities	01-02-06	NCH-01-CCW-102	Offices: 2 place	-	13.00	12.80	-0.20	-1.5
01	CRITICAL CARE - PICU	01-02	Staff facilities	01-02-06	NCH-01-CCW-020	Clinical staff office: 4 places	-	24.00	21.60	-2.40	-10.0
01	CRITICAL CARE - PICU	01-02	Staff facilities	01-02-06	NCH-01-CCW-111	Meeting room/interview room (8 person)	-	20.00	20.00	0.00	0.0
01	CRITICAL CARE - PICU	01-02	Staff facilities	01-02-06	NCH-01-CCW-030	Staff wc & wash: Ambulant user	-	2.00	2.20	0.20	10.0
01	CRITICAL CARE - PICU	01-02	Staff facilities	01-02-06	NCH-01-CCW-045	MDT Room/Clinical Conference room	-	30.00	29.90	-0.10	-0.3
01	CRITICAL CARE - PICU	01-02	Staff facilities	01-02-06	NCH-01-CCW-021	Staff office/restroom en-suite shower; wc & wash - On Call Room	-	5.00	5.10	0.10	2.0
01	CRITICAL CARE - PICU	01-02	Staff facilities	01-02-06	NCH-01-CCW-012	Office: 1 place	-	12.00	11.70	-0.30	-2.5
01	CRITICAL CARE - PICU	01-02	Staff facilities	01-02-06	NCH-01-CCW-016	Corridor	*-	37.00	29.10	-7.90	-21.4
01	CRITICAL CARE - PICU	01-02	Staff facilities	01-02-06	NCH-01-CCW-011	Clinical directors office: 1 place	-	12.00	11.40	-0.60	-5.0
01	CRITICAL CARE - PICU	01-02	Staff facilities	01-02-06	NCH-01-CCW-113	Staff rest room with dining area	-	30.00	27.00	-3.00	-10.0
01	CRITICAL CARE - PICU	01-02	Staff facilities	01-02-06	NCH-01-CCW-038	Staff wc & wash: Ambulant user	-	2.00	1.90	-0.10	-5.0
01	CRITICAL CARE - PICU	01-02	Staff facilities	01-02-06	NCH-01-CCW-013	Clinical staff office: 4 places	-	24.00	24.00	0.00	0.0
01	CRITICAL CARE - PICU	01-02	Staff facilities	01-02-06	NCH-01-CCW-040	Staff shower	-	2.50	4.00	1.50	60.0
01	CRITICAL CARE - PICU	01-02	Staff facilities	01-02-06	NCH-01-CCW-018	Clinical staff office: 4 places	-	24.00	21.80	-2.20	-9.2
01	CRITICAL CARE - PICU	01-02	Staff facilities	01-02-06	NCH-01-CCW-112	Hot Desk Room / Library	-	18.00	18.00	0.00	0.0
01	CRITICAL CARE - PICU	01-02	Staff facilities	01-02-06	NCH-01-CCW-027	Staff shower	-	2.50	3.20	0.70	28.0
01	CRITICAL CARE - PICU	01-02	Staff facilities	01-02-06	NCH-01-CCW-059	Staff snack/beverage preparation bay	-	8.00	8.00	0.00	0.0
01	CRITICAL CARE - PICU	01-02	Staff facilities	01-02-06	NCH-01-CCW-036	Staff changing facilities 30 places	-	15.00	15.80	0.80	5.3
01	CRITICAL CARE - PICU	01-02	Staff facilities	01-02-06	NCH-01-CCW-025	Staff changing facilities 50 places	-	25.00	25.00	0.00	0.0
01	CRITICAL CARE - PICU	01-02	Staff facilities	01-02-06	NCH-01-CCW-019	Clinical staff office: 4 places	-	24.00	21.80	-2.20	-9.2
01	CRITICAL CARE - PICU	01-02	Staff facilities	01-02-06	NCH-01-CCW-028	Staff wc & wash: Ambulant user	-	2.00	1.90	-0.10	-5.0
01	CRITICAL CARE - PICU	01-02	Staff facilities	01-02-06		Sub Department Area		357.5	347.4	-10.1	-2.8
01	CRITICAL CARE - PICU	01-02	Staff facilities	01-02-06		Circulation		0.0	29.1	29.1	
01	CRITICAL CARE - PICU	01-02	Staff facilities	01-02-06		Sub Department Area Total		357.5	376.5	19.0	5.3
01	CRITICAL CARE - PICU	01-02	Engineering facilities	01-02-07	NCH-01-CCW-076	Mech Riser M18	-	0.00	12.50	12.50	100.0
01	CRITICAL CARE - PICU	01-02	Engineering facilities	01-02-07	NCH-01-CCW-080	Mech Riser M19	-	0.00	12.40	12.40	100.0
01	CRITICAL CARE - PICU	01-02	Engineering facilities	01-02-07	NCH-01-CCW-077	Electrical Cupboard	-	0.00	1.40	1.40	100.0
01	CRITICAL CARE - PICU	01-02	Engineering facilities	01-02-07	- -	Battery/UPS room	-	9.00	0.00	-9.00	-100.0
01	CRITICAL CARE - PICU	01-02	Engineering facilities	01-02-07	- -	Battery/UPS room	-	9.00	0.00	-9.00	-100.0
01	CRITICAL CARE - PICU	01-02	Engineering facilities	01-02-07	NCH-01-CCW-110	Electrical Cupboard	-	2.00	1.40	-0.60	-30.0
01	CRITICAL CARE - PICU	01-02	Engineering facilities	01-02-07	NCH-01-CCW-123	Electrical Cupboard	-	0.00	2.30	2.30	100.0
01	CRITICAL CARE - PICU	01-02	Engineering facilities	01-02-07	NCH-01-CCW-072	Elec Riser RE11	-	0.00	3.60	3.60	100.0
01	CRITICAL CARE - PICU	01-02	Engineering facilities	01-02-07	NCH-01-CCW-037	Electrical Cupboard	-	0.00	1.40	1.40	100.0
01	CRITICAL CARE - PICU	01-02	Engineering facilities	01-02-07	NCH-01-CCW-062	IPS	-	0.00	1.70	1.70	100.0
01	CRITICAL CARE - PICU	01-02	Engineering facilities	01-02-07	NCH-01-CCW-094	Electrical Cupboard	-	2.00	1.60	-0.40	-20.0
01	CRITICAL CARE - PICU	01-02	Engineering facilities	01-02-07	NCH-01-CCW-126	Mechanical Riser M17	-	0.00	12.50	12.50	100.0
01	CRITICAL CARE - PICU	01-02	Engineering facilities	01-02-07	NCH-01-CCW-125	Mechanical Riser M16	-	0.00	12.40	12.40	100.0
01	CRITICAL CARE - PICU	01-02	Engineering facilities	01-02-07		Sub Department Area		22.0	63.3	41.3	187.7
01	CRITICAL CARE - PICU	01-02	Engineering facilities	01-02-07		Circulation		0.0	0.0	0.0	
01	CRITICAL CARE - PICU	01-02	Engineering facilities	01-02-07		Sub Department Area Total		22.0	63.3	41.3	187.7
01	**CRITICAL CARE - PICU**	**01-02**	**Totals**			**Department Area Total incl. 30% circulation allowance**		**1999.4**	**2107.2**	**107.8**	**5.4**

Building NCH - Childrens
Floor First Floor
Iteration 31/07/2010

Floor	Department	Dep Number	Sub Department	Sub Dep Number	Room Number	Room Name	Category - area included as circulation marked *	Required Area m²	Designed Area m²	Variance from Briefed Area in m²	Variance from Briefed Area as a %
01	MEDICAL DAY UNIT/CLINICAL INVESTIGATION	01-03	Entrance and Reception	01-03-01	NCH-01-MDU-005	Visitors wc: Ambulant user	-	2.50	3.00	0.50	20.0
01	MEDICAL DAY UNIT/CLINICAL INVESTIGATION	01-03	Entrance and Reception	01-03-01	NCH-01-MDU-029	Corridor	*-	5.00	96.80	91.80	1836.0
01	MEDICAL DAY UNIT/CLINICAL INVESTIGATION	01-03	Entrance and Reception	01-03-01	NCH-01-MDU-004	Visitor / Patients wc: Disabled/ wheelchair user	-	4.50	4.60	0.10	2.2
01	MEDICAL DAY UNIT/CLINICAL INVESTIGATION	01-03	Entrance and Reception	01-03-01	NCH-01-MDU-026	Interview Room	-	9.00	12.30	3.30	36.7
01	MEDICAL DAY UNIT/CLINICAL INVESTIGATION	01-03	Entrance and Reception	01-03-01	NCH-01-MDU-003	Waiting & Play Area	-	24.00	24.10	0.10	0.4
01	MEDICAL DAY UNIT/CLINICAL INVESTIGATION	01-03	Entrance and Reception	01-03-01	NCH-01-MDU-028	Workstation Area - 4 positions	-	12.00	14.00	2.00	16.7
01	MEDICAL DAY UNIT/CLINICAL INVESTIGATION	01-03	Entrance and Reception	01-03-01	NCH-01-MDU-001	Reception & Nurse Base - 2 position	-	10.00	10.10	0.10	1.0
01	MEDICAL DAY UNIT/CLINICAL INVESTIGATION	01-03	Entrance and Reception	01-03-01		Sub Department Area		62.0	68.1	6.1	9.8
01	MEDICAL DAY UNIT/CLINICAL INVESTIGATION	01-03	Entrance and Reception	01-03-01		Circulation		0.0	96.8	96.8	
01	MEDICAL DAY UNIT/CLINICAL INVESTIGATION	01-03	Entrance and Reception	01-03-01		Sub Department Area Total		62.0	164.9	102.9	166.0
01	MEDICAL DAY UNIT/CLINICAL INVESTIGATION	01-03	Patient investigation & treatment spaces	01-03-02	NCH-01-MDU-018	Prep Room / Clean Store	-	8.00	8.50	0.50	6.3
01	MEDICAL DAY UNIT/CLINICAL INVESTIGATION	01-03	Patient investigation & treatment spaces	01-03-02	NCH-01-MDU-007	Ensuite	-	4.50	4.50	0.00	0.0
01	MEDICAL DAY UNIT/CLINICAL INVESTIGATION	01-03	Patient investigation & treatment spaces	01-03-02	NCH-01-MDU-009	Patient trolley area - 10 trolley cubicles	-	80.00	81.40	1.40	1.8
01	MEDICAL DAY UNIT/CLINICAL INVESTIGATION	01-03	Patient investigation & treatment spaces	01-03-02	NCH-01-MDU-006	Day Room (8 chairs)	-	36.00	36.00	0.00	0.0
01	MEDICAL DAY UNIT/CLINICAL INVESTIGATION	01-03	Patient investigation & treatment spaces	01-03-02	NCH-01-MDU-010	Ensuite	-	4.50	4.90	0.40	8.9
01	MEDICAL DAY UNIT/CLINICAL INVESTIGATION	01-03	Patient investigation & treatment spaces	01-03-02	NCH-01-MDU-015	Dirty utility	-	9.00	9.00	0.00	0.0
01	MEDICAL DAY UNIT/CLINICAL INVESTIGATION	01-03	Patient investigation & treatment spaces	01-03-02	NCH-01-MDU-024	Consulting/examination room: dual sided couch access	-	13.50	14.00	0.50	3.7
01	MEDICAL DAY UNIT/CLINICAL INVESTIGATION	01-03	Patient investigation & treatment spaces	01-03-02	NCH-01-MDU-025	Consulting/examination room: dual sided couch access	-	13.50	14.00	0.50	3.7
01	MEDICAL DAY UNIT/CLINICAL INVESTIGATION	01-03	Patient investigation & treatment spaces	01-03-02	NCH-01-MDU-021	Treatment room	-	16.00	18.20	2.20	13.8
01	MEDICAL DAY UNIT/CLINICAL INVESTIGATION	01-03	Patient investigation & treatment spaces	01-03-02	NCH-01-MDU-023	Treatment room	-	16.00	16.00	0.00	0.0
01	MEDICAL DAY UNIT/CLINICAL INVESTIGATION	01-03	Patient investigation & treatment spaces	01-03-02	NCH-01-MDU-019	Treatment Bathroom	-	10.00	10.90	0.90	9.0
01	MEDICAL DAY UNIT/CLINICAL INVESTIGATION	01-03	Patient investigation & treatment spaces	01-03-02		Sub Department Area		211.0	217.5	6.5	3.1
01	MEDICAL DAY UNIT/CLINICAL INVESTIGATION	01-03	Patient investigation & treatment spaces	01-03-02		Circulation		0.0	0.0	0.0	
01	MEDICAL DAY UNIT/CLINICAL INVESTIGATION	01-03	Patient investigation & treatment spaces	01-03-02		Sub Department Area Total		211.0	217.5	6.5	3.1
01	MEDICAL DAY UNIT/CLINICAL INVESTIGATION	01-03	Other areas	01-03-03	NCH-01-MDU-027	2 Person Office	-	11.00	12.10	1.10	10.0
01	MEDICAL DAY UNIT/CLINICAL INVESTIGATION	01-03	Other areas	01-03-03	NCH-01-MDU-002	Consult/Exam Room	-	14.00	14.00	0.00	0.0
01	MEDICAL DAY UNIT/CLINICAL INVESTIGATION	01-03	Other areas	01-03-03	NCH-01-MDU-008	Beverage preparation bay	-	6.00	6.00	0.00	0.0
01	MEDICAL DAY UNIT/CLINICAL INVESTIGATION	01-03	Other areas	01-03-03		Sub Department Area		31.0	32.2	1.2	3.9
01	MEDICAL DAY UNIT/CLINICAL INVESTIGATION	01-03	Other areas	01-03-03		Circulation		0.0	0.0	0.0	
01	MEDICAL DAY UNIT/CLINICAL INVESTIGATION	01-03	Other areas	01-03-03		Sub Department Area Total		31.0	32.2	1.2	3.9
01	MEDICAL DAY UNIT/CLINICAL INVESTIGATION	01-03	Sanitary facilities	01-03-04	NCH-01-MDU-017	Staff WC	-	2.00	2.90	0.90	45.0
01	MEDICAL DAY UNIT/CLINICAL INVESTIGATION	01-03	Sanitary facilities	01-03-04	NCH-01-MDU-016	Store	-	14.50	14.80	0.30	2.1
01	MEDICAL DAY UNIT/CLINICAL INVESTIGATION	01-03	Sanitary facilities	01-03-04		Sub Department Area		16.5	17.7	1.2	7.3
01	MEDICAL DAY UNIT/CLINICAL INVESTIGATION	01-03	Sanitary facilities	01-03-04		Circulation		0.0	0.0	0.0	
01	MEDICAL DAY UNIT/CLINICAL INVESTIGATION	01-03	Sanitary facilities	01-03-04		Sub Department Area Total		16.5	17.7	1.2	7.3
01	MEDICAL DAY UNIT/CLINICAL INVESTIGATION	01-03	Support spaces	01-03-05	NCH-01-MDU-014	Cleaners Room	-	6.00	6.00	0.00	0.0
01	MEDICAL DAY UNIT/CLINICAL INVESTIGATION	01-03	Support spaces	01-03-05	NCH-01-MDU-012	Electrical Cupbaord	-	0.00	1.40	1.40	100.0
01	MEDICAL DAY UNIT/CLINICAL INVESTIGATION	01-03	Support spaces	01-03-05	NCH-01-MDU-030	Mechanical Riser M32	-	0.00	12.50	12.50	100.0
01	MEDICAL DAY UNIT/CLINICAL INVESTIGATION	01-03	Support spaces	01-03-05	NCH-01-MDU-022	Resuscitation trolley parking bay: 1 trolley	-	1.00	1.00	0.00	0.0
01	MEDICAL DAY UNIT/CLINICAL INVESTIGATION	01-03	Support spaces	01-03-05	NCH-01-MDU-020	Equipment Bay L	-	2.00	3.10	1.10	55.0
01	MEDICAL DAY UNIT/CLINICAL INVESTIGATION	01-03	Support spaces	01-03-05	NCH-01-MDU-031	IT Hub	-	0.00	10.20	10.20	100.0
01	MEDICAL DAY UNIT/CLINICAL INVESTIGATION	01-03	Support spaces	01-03-05		Sub Department Area		9.0	34.2	25.2	280.0
01	MEDICAL DAY UNIT/CLINICAL INVESTIGATION	01-03	Support spaces	01-03-05		Circulation		0.0	0.0	0.0	
01	MEDICAL DAY UNIT/CLINICAL INVESTIGATION	01-03	Support spaces	01-03-05		Sub Department Area Total		9.0	34.2	25.2	280.0
01	**MEDICAL DAY UNIT/CLINICAL INVESTIGATION**	**01-03**	**Totals**			**Department Area Total incl. 30% circulation allowance**		**428.4**	**466.5**	**38.2**	**8.9**

Building NCH - Childrens
Floor First Floor
Iteration 31/07/2010

Floor	Department	Dep Number	Sub Department	Sub Dep Number	Room Number	Room Name	Category - area included as circulation marked *	Required Area m²	Designed Area m²	Variance from Briefed Area in m²	Variance from Briefed Area as a %
01	CARDIOLOGY	01-04	Bed Area	01-04-01	NCH-01-CAR-011	Single bedroom: Children/young people; with relatives overnight stay - isolation	-	16.50	17.30	0.80	4.8
01	CARDIOLOGY	01-04	Bed Area	01-04-01	NCH-01-CAR-018	Single bedroom: Children/young people; with relatives overnight stay	-	16.50	16.90	0.40	2.4
01	CARDIOLOGY	01-04	Bed Area	01-04-01	NCH-01-CAR-023	Single bedroom: Children/young people; with relatives overnight stay	-	16.50	16.90	0.40	2.4
01	CARDIOLOGY	01-04	Bed Area	01-04-01	NCH-01-CAR-034	Shower; WC & wash: accessible; wheelchair assisted	-	4.50	5.10	0.60	13.3
01	CARDIOLOGY	01-04	Bed Area	01-04-01	NCH-01-CAR-021	Single bedroom: Children/young people; with relatives overnight stay	-	16.50	16.90	0.40	2.4
01	CARDIOLOGY	01-04	Bed Area	01-04-01	NCH-01-CAR-013	Lobby: air lock to bedroom	-	7.00	6.40	-0.60	-8.6
01	CARDIOLOGY	01-04	Bed Area	01-04-01	NCH-01-CAR-017	Touchdown	-	2.00	0.90	-1.10	-55.0
01	CARDIOLOGY	01-04	Bed Area	01-04-01	NCH-01-CAR-027	Touchdown	-	2.00	0.90	-1.10	-55.0
01	CARDIOLOGY	01-04	Bed Area	01-04-01	NCH-01-CAR-031	Single bedroom: Children/young people; with relatives overnight stay	-	16.50	16.90	0.40	2.4
01	CARDIOLOGY	01-04	Bed Area	01-04-01	NCH-01-CAR-014	Lobby: air lock to bedroom	-	7.00	6.40	-0.60	-8.6
01	CARDIOLOGY	01-04	Bed Area	01-04-01	NCH-01-CAR-056	Corridor	*-	12.00	106.80	94.80	790.0
01	CARDIOLOGY	01-04	Bed Area	01-04-01	NCH-01-CAR-055	Office - clinical - 2 person	-	12.00	12.70	0.70	5.8
01	CARDIOLOGY	01-04	Bed Area	01-04-01	NCH-01-CAR-054	Office Area with workstations (x4)	-	18.00	18.00	0.00	0.0
01	CARDIOLOGY	01-04	Bed Area	01-04-01	NCH-01-CAR-049	Shower; WC & wash: accessible; wheelchair assisted	-	7.00	9.00	2.00	28.6
01	CARDIOLOGY	01-04	Bed Area	01-04-01	NCH-01-CAR-050	Multi-bed room & day space: Children/young people; 4 beds; with relatives overnight stay	-	68.00	68.10	0.10	0.1
01	CARDIOLOGY	01-04	Bed Area	01-04-01	NCH-01-CAR-022	Touchdown	-	2.00	0.90	-1.10	-55.0
01	CARDIOLOGY	01-04	Bed Area	01-04-01	NCH-01-CAR-019	Shower; WC & wash: accessible; wheelchair assisted	-	4.50	5.10	0.60	13.3
01	CARDIOLOGY	01-04	Bed Area	01-04-01	NCH-01-CAR-029	Shower; WC & wash: accessible; wheelchair assisted	-	4.50	5.10	0.60	13.3
01	CARDIOLOGY	01-04	Bed Area	01-04-01	NCH-01-CAR-020	Shower; WC & wash: accessible; wheelchair assisted	-	4.50	5.20	0.70	15.6
01	CARDIOLOGY	01-04	Bed Area	01-04-01	NCH-01-CAR-052	Staff & communication base; open 2 staff	-	5.00	6.30	1.30	26.0
01	CARDIOLOGY	01-04	Bed Area	01-04-01	NCH-01-CAR-015	Shower; WC & wash: accessible; wheelchair assisted	-	4.50	6.10	1.60	35.6
01	CARDIOLOGY	01-04	Bed Area	01-04-01	NCH-01-CAR-057	Corridor	*-	12.00	53.20	41.20	343.3
01	CARDIOLOGY	01-04	Bed Area	01-04-01	NCH-01-CAR-012	Shower; WC & wash: accessible; wheelchair assisted	-	4.50	6.10	1.60	35.6
01	CARDIOLOGY	01-04	Bed Area	01-04-01	NCH-01-CAR-036	Single bedroom: Children/young people; with relatives overnight stay	-	16.50	17.30	0.80	4.8
01	CARDIOLOGY	01-04	Bed Area	01-04-01	NCH-01-CAR-030	Shower; WC & wash: accessible; wheelchair assisted	-	4.50	5.20	0.70	15.6
01	CARDIOLOGY	01-04	Bed Area	01-04-01	NCH-01-CAR-033	Single bedroom: Children/young people; with relatives overnight stay	-	16.50	16.90	0.40	2.4
01	CARDIOLOGY	01-04	Bed Area	01-04-01	NCH-01-CAR-035	Shower; WC & wash: accessible; wheelchair assisted	-	4.50	5.20	0.70	15.6
01	CARDIOLOGY	01-04	Bed Area	01-04-01	NCH-01-CAR-032	Touchdown	-	2.00	0.90	-1.10	-55.0
01	CARDIOLOGY	01-04	Bed Area	01-04-01	NCH-01-CAR-016	Single bedroom: Children/young people; with relatives overnight stay - isolation	-	16.50	16.90	0.40	2.4
01	CARDIOLOGY	01-04	Bed Area	01-04-01	NCH-01-CAR-026	Single bedroom: Children/young people; with relatives overnight stay	-	16.50	16.90	0.40	2.4
01	CARDIOLOGY	01-04	Bed Area	01-04-01	NCH-01-CAR-028	Single bedroom: Children/young people; with relatives overnight stay	-	16.50	16.90	0.40	2.4
01	CARDIOLOGY	01-04	Bed Area	01-04-01	NCH-01-CAR-025	Shower; WC & wash: accessible; wheelchair assisted	-	4.50	5.20	0.70	15.6
01	CARDIOLOGY	01-04	Bed Area	01-04-01	NCH-01-CAR-024	Shower; WC & wash: accessible; wheelchair assisted	-	4.50	5.10	0.60	13.3
01	CARDIOLOGY	01-04	Bed Area	01-04-01		Sub Department Area		342.0	353.1	11.1	3.2
01	CARDIOLOGY	01-04	Bed Area	01-04-01		Circulation		0.0	160.1	160.1	
01	CARDIOLOGY	01-04	Bed Area	01-04-01		Sub Department Area Total		342.0	513.2	171.2	50.1
01	CARDIOLOGY	01-04	Utility Area	01-04-02	NCH-01-CAR-058	Electrical Riser RE11	-	0.00	3.00	3.00	100.0
01	CARDIOLOGY	01-04	Utility Area	01-04-02	NCH-01-CAR-048	Bath; WC & wash: treatment; assisted	-	14.00	15.00	1.00	7.1
01	CARDIOLOGY	01-04	Utility Area	01-04-02	NCH-01-CAR-005	Clean utility	-	14.00	14.00	0.00	0.0
01	CARDIOLOGY	01-04	Utility Area	01-04-02	NCH-01-CAR-008	Cleaners Room	-	7.00	6.50	-0.50	-7.1
01	CARDIOLOGY	01-04	Utility Area	01-04-02	NCH-01-CAR-053	Parking bay: resuscitation trolley	-	1.00	1.00	0.00	0.0
01	CARDIOLOGY	01-04	Utility Area	01-04-02	NCH-01-CAR-010	Dirty utility: bedpan disposal & urine test	-	12.00	13.80	1.80	15.0
01	CARDIOLOGY	01-04	Utility Area	01-04-02	- -	Store: linen & Clothing Back-up	-	3.00	0.00	-3.00	-100.0
01	CARDIOLOGY	01-04	Utility Area	01-04-02	NCH-01-CAR-002	Store: equipment	-	5.00	5.80	0.80	16.0
01	CARDIOLOGY	01-04	Utility Area	01-04-02	NCH-01-CAR-037	Electrical Riser RE12	-	0.00	3.00	3.00	100.0
01	CARDIOLOGY	01-04	Utility Area	01-04-02	NCH-01-CAR-040	Mobile Equipment (ECHO) Parking Bay	-	4.00	3.20	-0.80	-20.0
01	CARDIOLOGY	01-04	Utility Area	01-04-02	NCH-01-CAR-003	Store: general	-	5.00	7.60	2.60	52.0
01	CARDIOLOGY	01-04	Utility Area	01-04-02		Sub Department Area		65.0	72.9	7.9	12.2
01	CARDIOLOGY	01-04	Utility Area	01-04-02		Circulation		0.0	0.0	0.0	
01	CARDIOLOGY	01-04	Utility Area	01-04-02		Sub Department Area Total		65.0	72.9	7.9	12.2
01	CARDIOLOGY	01-04	Patient Support Area	01-04-03	NCH-01-CAR-004	Treatment room: child	-	16.50	16.50	0.00	0.0
01	CARDIOLOGY	01-04	Patient Support Area	01-04-03	NCH-01-CAR-007	WC & handwash: ambulant - staff	-	2.00	2.30	0.30	15.0
01	CARDIOLOGY	01-04	Patient Support Area	01-04-03	NCH-01-CAR-039	Ward Food trolley parking bay	-	1.50	1.50	0.00	0.0
01	CARDIOLOGY	01-04	Patient Support Area	01-04-03	NCH-01-CAR-045	Pantry: serving ward	-	12.00	12.10	0.10	0.8
01	CARDIOLOGY	01-04	Patient Support Area	01-04-03	NCH-01-CAR-001	Echo Parking	-	5.00	5.20	0.20	4.0
01	CARDIOLOGY	01-04	Patient Support Area	01-04-03	NCH-01-CAR-042	Interview & counselling room: 5 persons	-	9.00	9.00	0.00	0.0
01	CARDIOLOGY	01-04	Patient Support Area	01-04-03	NCH-01-CAR-006	WC & handwash: ambulant - staff	-	2.00	3.10	1.10	55.0
01	CARDIOLOGY	01-04	Patient Support Area	01-04-03		Sub Department Area		48.0	49.8	1.8	3.7
01	CARDIOLOGY	01-04	Patient Support Area	01-04-03		Circulation		0.0	0.0	0.0	
01	CARDIOLOGY	01-04	Patient Support Area	01-04-03		Sub Department Area Total		48.0	49.8	1.8	3.7
01	CARDIOLOGY	01-04	Recreation; Play & Dining Area	01-04-04	NCH-01-CAR-044	Store Room	-	5.00	5.00	0.00	0.0
01	CARDIOLOGY	01-04	Recreation; Play & Dining Area	01-04-04	NCH-01-CAR-043	WC & handwash: accessible; wheelchair assisted	-	4.50	3.30	-1.20	-26.7
01	CARDIOLOGY	01-04	Recreation; Play & Dining Area	01-04-04	NCH-01-CAR-046	Dining room & Playroom: 10 - 15 patients	-	25.00	23.10	-1.90	-7.6
01	CARDIOLOGY	01-04	Recreation; Play & Dining Area	01-04-04		Sub Department Area		34.5	31.4	-3.1	-9.0
01	CARDIOLOGY	01-04	Recreation; Play & Dining Area	01-04-04		Circulation		0.0	0.0	0.0	
01	CARDIOLOGY	01-04	Recreation; Play & Dining Area	01-04-04		Sub Department Area Total		34.5	31.4	-3.1	-9.0
01	CARDIOLOGY	01-04	Staff Offices; Workstations; Education & Support	01-04-05	NCH-01-CAR-047	Medicines Management	-	8.00	8.10	0.10	1.3
01	CARDIOLOGY	01-04	Staff Offices; Workstations; Education & Support	01-04-05	NCH-01-CAR-051	Workstations x 6	-	20.00	20.70	0.70	3.5
01	CARDIOLOGY	01-04	Staff Offices; Workstations; Education & Support	01-04-05	NCH-01-CAR-041	Office - 2 Person	-	12.00	12.00	0.00	0.0
01	CARDIOLOGY	01-04	Staff Offices; Workstations; Education & Support	01-04-05		Sub Department Area		40.0	40.8	0.8	2.0
01	CARDIOLOGY	01-04	Staff Offices; Workstations; Education & Support	01-04-05		Circulation		0.0	0.0	0.0	
01	CARDIOLOGY	01-04	Staff Offices; Workstations; Education & Support	01-04-05		Sub Department Area Total		40.0	40.8	0.8	2.0
01	CARDIOLOGY	01-04	Shared FM & Other Support	01-04-06	NCH-01-CCW-033	Disposal Hold & Recycling Point	-	10.00	8.60	-1.40	-14.0
01	CARDIOLOGY	01-04	Shared FM & Other Support	01-04-06	NCH-01-CCW-010	Clean Equipment & Fluid Store	-	8.00	7.70	-0.30	-3.8
01	CARDIOLOGY	01-04	Shared FM & Other Support	01-04-06	NCH-01-CCW-032	Regen Kitchen & Wash Up Allowance	-	12.00	11.50	-0.50	-4.2
01	CARDIOLOGY	01-04	Shared FM & Other Support	01-04-06		Sub Department Area		30.0	27.8	-2.2	-7.3
01	CARDIOLOGY	01-04	Shared FM & Other Support	01-04-06		Circulation		0.0	0.0	0.0	
01	CARDIOLOGY	01-04	Shared FM & Other Support	01-04-06		Sub Department Area Total		30.0	27.8	-2.2	-7.3
01	**CARDIOLOGY**	**01-04**	**Totals**			**Department Area Total incl. 30% circulation allowance**		**727.4**	**735.9**	**8.6**	**1.2**

Building NCH - Childrens
Floor First Floor
Iteration 31/07/2010

Floor	Department	Dep Number	Sub Department	Sub Dep Number	Room Number	Room Name	Category - area included as circulation marked *	Required Area m²	Designed Area m²	Variance from Briefed Area in m²	Variance from Briefed Area as a %
01	RADIOLOGY - FIRST	01-05	Cross-sectional Imaging facilities: CT	01-05-01	NCH-01-RCF-014	Anaesthetic Room/Minor procedures room	-	19.00	20.00	1.00	5.3
01	RADIOLOGY - FIRST	01-05	Cross-sectional Imaging facilities: CT	01-05-01	NCH-01-RCF-038	Assisted patient changing cubicle	-	3.50	6.50	3.00	85.7
01	RADIOLOGY - FIRST	01-05	Cross-sectional Imaging facilities: CT	01-05-01	NCH-01-RCF-035	Patients/staff belongings locker bay	-	2.00	1.50	-0.50	-25.0
01	RADIOLOGY - FIRST	01-05	Cross-sectional Imaging facilities: CT	01-05-01	NCH-01-RCF-017	CT scanner room	-	40.00	40.00	0.00	0.0
01	RADIOLOGY - FIRST	01-05	Cross-sectional Imaging facilities: CT	01-05-01	NCH-01-RCF-018	Lead apron & protection gear holding area	-	1.00	0.90	-0.10	-10.0
01	RADIOLOGY - FIRST	01-05	Cross-sectional Imaging facilities: CT	01-05-01	NCH-01-RCF-004	Counselling/interview room: 5 places	-	9.00	9.50	0.50	5.6
01	RADIOLOGY - FIRST	01-05	Cross-sectional Imaging facilities: CT	01-05-01	NCH-01-RCF-020	Control Room	-	16.00	17.90	1.90	11.9
01	RADIOLOGY - FIRST	01-05	Cross-sectional Imaging facilities: CT	01-05-01	NCH-01-RCF-012	Dirty Utility	-	9.00	10.30	1.30	14.4
01	RADIOLOGY - FIRST	01-05	Cross-sectional Imaging facilities: CT	01-05-01	NCH-01-RCF-013	CT Prep Room (Clean Utility)	-	14.00	15.10	1.10	7.9
01	RADIOLOGY - FIRST	01-05	Cross-sectional Imaging facilities: CT	01-05-01		Sub Department Area		113.5	121.6	8.1	7.1
01	RADIOLOGY - FIRST	01-05	Cross-sectional Imaging facilities: CT	01-05-01		Circulation		0.0	0.0	0.0	
01	RADIOLOGY - FIRST	01-05	Cross-sectional Imaging facilities: CT	01-05-01		Sub Department Area Total		113.5	121.6	8.1	7.1
01	RADIOLOGY - FIRST	01-05	Cross-sectional Imaging facilities: MRI	01-05-02	NCH-01-RCF-026	Anaesthetic Room	-	19.00	18.20	-0.80	-4.2
01	RADIOLOGY - FIRST	01-05	Cross-sectional Imaging facilities: MRI	01-05-02	NCH-01-RCF-023	Control Room	-	20.00	19.40	-0.60	-3.0
01	RADIOLOGY - FIRST	01-05	Cross-sectional Imaging facilities: MRI	01-05-02	NCH-01-RCF-022	Cleaners room with non-ferromagnetic equipment/materials	-	7.00	6.90	-0.10	-1.4
01	RADIOLOGY - FIRST	01-05	Cross-sectional Imaging facilities: MRI	01-05-02	NCH-01-RCF-027	Prep & Store Room (Clean Utility)	-	14.00	13.20	-0.80	-5.7
01	RADIOLOGY - FIRST	01-05	Cross-sectional Imaging facilities: MRI	01-05-02	NCH-01-RCF-006	Baby Feed & Change	-	4.50	4.60	0.10	2.2
01	RADIOLOGY - FIRST	01-05	Cross-sectional Imaging facilities: MRI	01-05-02	NCH-01-RCF-042	MRI scanner engineering/technical room	-	24.00	24.00	0.00	0.0
01	RADIOLOGY - FIRST	01-05	Cross-sectional Imaging facilities: MRI	01-05-02	NCH-01-RCF-028	Visitors & patients wc: Disabled/ wheelchair user - asstd	-	4.50	4.40	-0.10	-2.2
01	RADIOLOGY - FIRST	01-05	Cross-sectional Imaging facilities: MRI	01-05-02	NCH-01-RCF-021	Ambulant Changing Cubicle	-	1.50	1.80	0.30	20.0
01	RADIOLOGY - FIRST	01-05	Cross-sectional Imaging facilities: MRI	01-05-02	NCH-01-RCF-024	MRI scanner room (3 Tesla):	-	84.00	74.10	-9.90	-11.8
01	RADIOLOGY - FIRST	01-05	Cross-sectional Imaging facilities: MRI	01-05-02	NCH-01-RCF-030	Dirty Utility	-	9.00	8.00	-1.00	-11.1
01	RADIOLOGY - FIRST	01-05	Cross-sectional Imaging facilities: MRI	01-05-02	NCH-01-RCF-032	Trolley / Transfer Area to MRI Compatible Trolley	-	16.00	16.70	0.70	4.4
01	RADIOLOGY - FIRST	01-05	Cross-sectional Imaging facilities: MRI	01-05-02	NCH-01-RCF-010	Interview & Patient / Staff locker bay	-	9.00	10.50	1.50	16.7
01	RADIOLOGY - FIRST	01-05	Cross-sectional Imaging facilities: MRI	01-05-02	NCH-01-RCF-025	Controlled Lobby	*-	0.00	37.50	37.50	100.0
01	RADIOLOGY - FIRST	01-05	Cross-sectional Imaging facilities: MRI	01-05-02	NCH-01-RCF-029	Patient / Staff locker bay	-	2.00	0.90	-1.10	-55.0
01	RADIOLOGY - FIRST	01-05	Cross-sectional Imaging facilities: MRI	01-05-02		Sub Department Area		214.5	202.7	-11.8	-5.5
01	RADIOLOGY - FIRST	01-05	Cross-sectional Imaging facilities: MRI	01-05-02		Circulation		0.0	37.5	37.5	
01	RADIOLOGY - FIRST	01-05	Cross-sectional Imaging facilities: MRI	01-05-02		Sub Department Area Total		214.5	240.3	25.8	12.0
01	RADIOLOGY - FIRST	01-05	Interventional Radiology & Angiography Suite	01-05-03	NCH-01-RCI-010	Office / Reporting - 4 stations	-	16.00	17.50	1.50	9.4
01	RADIOLOGY - FIRST	01-05	Interventional Radiology & Angiography Suite	01-05-03	NCH-01-RCI-003	Patient bed/trolley theatre exit bay parking bay: 1 place	-	12.00	8.30	-3.70	-30.8
01	RADIOLOGY - FIRST	01-05	Interventional Radiology & Angiography Suite	01-05-03	NCH-01-RCI-017	Mobile X-Ray Bay	-	2.00	7.90	5.90	295.0
01	RADIOLOGY - FIRST	01-05	Interventional Radiology & Angiography Suite	01-05-03	NCH-01-RCI-014	Scrub-up/gowning room: 3 places	-	11.00	3.00	-8.00	-72.7
01	RADIOLOGY - FIRST	01-05	Interventional Radiology & Angiography Suite	01-05-03	NCH-01-RCI-009	Prep Rooms - en-suite to Labs	-	17.00	16.80	-0.20	-1.2
01	RADIOLOGY - FIRST	01-05	Interventional Radiology & Angiography Suite	01-05-03	NCH-01-RCI-020	IPS	-	0.00	0.60	0.60	100.0
01	RADIOLOGY - FIRST	01-05	Interventional Radiology & Angiography Suite	01-05-03	NCH-01-RCI-016	IPS	-	0.00	2.50	2.50	100.0
01	RADIOLOGY - FIRST	01-05	Interventional Radiology & Angiography Suite	01-05-03	NCH-01-RCI-007	Catheter (angiography) laboratory computer/engineering services room	-	16.00	15.70	-0.30	-1.9
01	RADIOLOGY - FIRST	01-05	Interventional Radiology & Angiography Suite	01-05-03	NCH-01-RCI-002	Anaesthetic room	-	19.00	19.20	0.20	1.1
01	RADIOLOGY - FIRST	01-05	Interventional Radiology & Angiography Suite	01-05-03	NCH-01-RCI-011	Dirty utility	-	12.00	12.30	0.30	2.5
01	RADIOLOGY - FIRST	01-05	Interventional Radiology & Angiography Suite	01-05-03	NCH-01-RCI-012	Patient bed/trolley theatre exit bay parking bay: 1 place	-	12.00	9.10	-2.90	-24.2
01	RADIOLOGY - FIRST	01-05	Interventional Radiology & Angiography Suite	01-05-03	NCH-01-RCI-005	Cardiac Catheter (Biplane) laboratory + Theatre Set Up / Capacity	-	75.00	83.70	8.70	11.6
01	RADIOLOGY - FIRST	01-05	Interventional Radiology & Angiography Suite	01-05-03	NCH-01-RCI-015	Anaesthetic room	-	19.00	19.60	0.60	3.2
01	RADIOLOGY - FIRST	01-05	Interventional Radiology & Angiography Suite	01-05-03	NCH-01-RCI-004	Scrub-up/gowning room: 3 places	-	11.00	3.00	-8.00	-72.7
01	RADIOLOGY - FIRST	01-05	Interventional Radiology & Angiography Suite	01-05-03	- -	Catheter (angiography) laboratory computer/engineering services room	-	16.00	0.00	-16.00	-100.0
01	RADIOLOGY - FIRST	01-05	Interventional Radiology & Angiography Suite	01-05-03	NCH-01-RCI-008	Control room - shared	-	20.00	29.80	9.80	49.0
01	RADIOLOGY - FIRST	01-05	Interventional Radiology & Angiography Suite	01-05-03	NCH-01-RCI-013	Interventional Radiology laboratory	-	65.00	68.60	3.60	5.5
01	RADIOLOGY - FIRST	01-05	Interventional Radiology & Angiography Suite	01-05-03	NCH-01-RCI-019	Prep Rooms - en-suite to Labs	-	17.00	16.00	-1.00	-5.9
01	RADIOLOGY - FIRST	01-05	Interventional Radiology & Angiography Suite	01-05-03	NCH-01-RCI-001	Dirty utility	-	12.00	11.30	-0.70	-5.8
01	RADIOLOGY - FIRST	01-05	Interventional Radiology & Angiography Suite	01-05-03	NCH-01-RCI-018	Disposal Hold	-	6.00	6.10	0.10	1.7
01	RADIOLOGY - FIRST	01-05	Interventional Radiology & Angiography Suite	01-05-03	NCH-01-RCI-021	Switchgear Room	-	0.00	3.00	3.00	100.0
01	RADIOLOGY - FIRST	01-05	Interventional Radiology & Angiography Suite	01-05-03		Sub Department Area		358.0	354.1	-3.9	-1.1
01	RADIOLOGY - FIRST	01-05	Interventional Radiology & Angiography Suite	01-05-03		Circulation		0.0	0.0	0.0	
01	RADIOLOGY - FIRST	01-05	Interventional Radiology & Angiography Suite	01-05-03		Sub Department Area Total		358.0	354.1	-3.9	-1.1
01	RADIOLOGY - FIRST	01-05	Shared facilities: CT & MRI & Interventional Labs	01-05-04	NCH-01-RCF-016	Electrical Cupboard	-	0.00	1.90	1.90	100.0
01	RADIOLOGY - FIRST	01-05	Shared facilities: CT & MRI & Interventional Labs	01-05-04	NCH-01-RCF-040	WC Ambulant Asstd	-	2.50	2.60	0.10	4.0
01	RADIOLOGY - FIRST	01-05	Shared facilities: CT & MRI & Interventional Labs	01-05-04	NCH-01-RCF-007	Visitors & Patients WC - disabled / wheelchair user - asstd	-	4.50	4.70	0.20	4.4
01	RADIOLOGY - FIRST	01-05	Shared facilities: CT & MRI & Interventional Labs	01-05-04	NCH-01-RCF-019	Store Room	-	6.00	5.80	-0.20	-3.3
01	RADIOLOGY - FIRST	01-05	Shared facilities: CT & MRI & Interventional Labs	01-05-04	NCH-01-RCF-041	Superintendant Office (2 Person)	-	15.00	14.70	-0.30	-2.0
01	RADIOLOGY - FIRST	01-05	Shared facilities: CT & MRI & Interventional Labs	01-05-04	NCH-01-RCF-011	Patients bed/trolley sub-waiting area: 4 places	-	20.00	19.40	-0.60	-3.0
01	RADIOLOGY - FIRST	01-05	Shared facilities: CT & MRI & Interventional Labs	01-05-04	NCH-01-RCF-008	Store Room	-	6.00	7.40	1.40	23.3
01	RADIOLOGY - FIRST	01-05	Shared facilities: CT & MRI & Interventional Labs	01-05-04	NCH-01-RCF-005	Corridor	*-	0.00	59.50	59.50	100.0
01	RADIOLOGY - FIRST	01-05	Shared facilities: CT & MRI & Interventional Labs	01-05-04	NCH-01-RCF-043	Drinking water dispenser	-	0.50	0.50	0.00	0.0
01	RADIOLOGY - FIRST	01-05	Shared facilities: CT & MRI & Interventional Labs	01-05-04	NCH-01-RCF-003	Cleaners Room	-	7.00	6.60	-0.40	-5.7
01	RADIOLOGY - FIRST	01-05	Shared facilities: CT & MRI & Interventional Labs	01-05-04	NCH-01-RCF-002	Combined CT; MRI & Nuclear Med Waiting area incl. Child Play/Wait	-	40.00	28.90	-11.10	-27.8
01	RADIOLOGY - FIRST	01-05	Shared facilities: CT & MRI & Interventional Labs	01-05-04	NCH-01-RCF-015	Combined CT Rad. Office/Reporting area & MRI Image Review/Analysis Workstation Room	-	16.00	17.00	1.00	6.3
01	RADIOLOGY - FIRST	01-05	Shared facilities: CT & MRI & Interventional Labs	01-05-04	NCH-01-RCF-039	Combined CT & MRI Sub-waiting area: 10 places; incl. 2 wheelchair place	-	18.00	17.60	-0.40	-2.2
01	RADIOLOGY - FIRST	01-05	Shared facilities: CT & MRI & Interventional Labs	01-05-04	NCH-01-RCF-009	Electrical Cupboard	-	0.00	2.60	2.60	100.0
01	RADIOLOGY - FIRST	01-05	Shared facilities: CT & MRI & Interventional Labs	01-05-04	NCH-01-RCF-037	IT Hub	-	0.00	10.20	10.20	100.0
01	RADIOLOGY - FIRST	01-05	Shared facilities: CT & MRI & Interventional Labs	01-05-04	NCH-01-RCF-034	Electrical Cupboard	-	0.00	0.60	0.60	100.0
01	RADIOLOGY - FIRST	01-05	Shared facilities: CT & MRI & Interventional Labs	01-05-04	NCH-01-RCF-036	Riser M14	-	0.00	9.60	9.60	100.0
01	RADIOLOGY - FIRST	01-05	Shared facilities: CT & MRI & Interventional Labs	01-05-04	NCH-01-RCF-033	Electrical Cupboard	-	0.00	2.30	2.30	100.0
01	RADIOLOGY - FIRST	01-05	Shared facilities: CT & MRI & Interventional Labs	01-05-04	NCH-01-RCF-001	Sub-reception/administration/records area: 2 reception & 2 workstation position	-	16.00	17.20	1.20	7.5
01	RADIOLOGY - FIRST	01-05	Shared facilities: CT & MRI & Interventional Labs	01-05-04	NCH-01-RCF-031	Corridor	*-	0.00	63.00	63.00	100.0
01	RADIOLOGY - FIRST	01-05	Shared facilities: CT & MRI & Interventional Labs	01-05-04		Sub Department Area		151.5	169.7	18.2	12.0
01	RADIOLOGY - FIRST	01-05	Shared facilities: CT & MRI & Interventional Labs	01-05-04		Circulation		0.0	122.5	122.5	
01	RADIOLOGY - FIRST	01-05	Shared facilities: CT & MRI & Interventional Labs	01-05-04		Sub Department Area Total		151.5	292.2	140.7	92.9
01	**RADIOLOGY - FIRST**	**01-05**	**Totals**			**Department Area Total incl. 30% circulation allowance**		**1088.8**	**1008.2**	**-80.6**	**-7.4**

Building NCH - Childrens
Floor First Floor
Iteration 31/07/2010

Floor	Department	Dep Number	Sub Department	Sub Dep Number	Room Number	Room Name	Category - area included as circulation marked *	Required Area m²	Designed Area m²	Variance from Briefed Area in m²	Variance from Briefed Area as a %
01	SPECIAL FEEDS	01-06	Special Feeds	01-06-01	NCH-01-SPF-004	Lobby	*-	6.00	5.90	-0.10	-1.7
01	SPECIAL FEEDS	01-06	Special Feeds	01-06-01	NCH-01-SPF-006	Clean Area	-	36.00	36.00	0.00	0.0
01	SPECIAL FEEDS	01-06	Special Feeds	01-06-01	NCH-01-SPF-003	Office	-	5.00	5.00	0.00	0.0
01	SPECIAL FEEDS	01-06	Special Feeds	01-06-01	NCH-01-SPF-007	Cleaner	-	6.00	5.70	-0.30	-5.0
01	SPECIAL FEEDS	01-06	Special Feeds	01-06-01	NCH-01-SPF-001	Lobby	*-	6.00	5.90	-0.10	-1.7
01	SPECIAL FEEDS	01-06	Special Feeds	01-06-01	NCH-01-SPF-005	Store	-	15.00	15.00	0.00	0.0
01	SPECIAL FEEDS	01-06	Special Feeds	01-06-01	NCH-01-SPF-002	Disposal Hold	-	8.00	8.00	0.00	0.0
01	SPECIAL FEEDS	01-06	Special Feeds	01-06-01		Sub Department Area		70.0	69.7	-0.3	-0.4
01	SPECIAL FEEDS	01-06	Special Feeds	01-06-01		Circulation		0.0	11.7	11.7	
01	SPECIAL FEEDS	01-06	Special Feeds	01-06-01		Sub Department Area Total		70.0	81.5	11.5	16.4
01	**SPECIAL FEEDS**	**01-06**	**Totals**			**Department Area Total incl. 30% circulation allowance**		**91.0**	**81.5**	**-9.5**	**-10.4**

Building NCH - Childrens
Floor First Floor
Iteration 31/07/2010

Floor	Department	Dep Number	Sub Department	Sub Dep Number	Room Number	Room Name	Category - area included as circulation marked *	Required Area m²	Designed Area m²	Variance from Briefed Area in m²	Variance from Briefed Area as a %
01	FIRST FLOOR FM FACILITIES	01-07	First Floor FM Facilties	01-07-01	NCH-01-FMC1-003	Core H IT Hub	-	0.00	9.20	9.20	100.0
01	FIRST FLOOR FM FACILITIES	01-07	First Floor FM Facilties	01-07-01	NCH-01-FMC1-006	Core K IT Hub	-	0.00	9.20	9.20	100.0
01	FIRST FLOOR FM FACILITIES	01-07	First Floor FM Facilties	01-07-01	NCH-01-FMC1-002	Core H Dirty Hold	-	0.00	8.10	8.10	100.0
01	FIRST FLOOR FM FACILITIES	01-07	First Floor FM Facilties	01-07-01	NCH-01-FMC1-004	Core K Clean Hold	-	0.00	8.30	8.30	100.0
01	FIRST FLOOR FM FACILITIES	01-07	First Floor FM Facilties	01-07-01	NCH-01-FMC1-005	Core K Dirty Hold	-	0.00	8.60	8.60	100.0
01	FIRST FLOOR FM FACILITIES	01-07	First Floor FM Facilties	01-07-01	NCH-01-FMC1-001	Core H Clean Hold	-	0.00	8.30	8.30	100.0
01	FIRST FLOOR FM FACILITIES	01-07	First Floor FM Facilties	01-07-01		Sub Department Area		0.0	51.6	51.6	100.0
01	FIRST FLOOR FM FACILITIES	01-07	First Floor FM Facilties	01-07-01		Circulation		0.0	0.0	0.0	
01	FIRST FLOOR FM FACILITIES	01-07	First Floor FM Facilties	01-07-01		Sub Department Area Total		0.0	51.6	51.6	100.0
01	**FIRST FLOOR FM FACILITIES**	**01-07**	**Totals**			**Department Area Total incl. 30% circulation allowance**		**0.0**	**51.6**	**51.6**	**100.0**

A52756968

Building NCH - Childrens
Floor First Floor
Iteration 31/07/2010

Floor	Department	Dep Number	Sub Department	Sub Dep Number	Room Number	Room Name	Category - area included as circulation marked *	Required Area m²	Designed Area m²	Variance from Briefed Area in m²	Variance from Briefed Area as a %
01	FIRST FLOOR COMMUNICATIONS	01-08	First Floor Communications	01-08-01	NCH-01-CC1-047	Hospital Street	*-	0.00	19.60	19.60	100.0
01	FIRST FLOOR COMMUNICATIONS	01-08	First Floor Communications	01-08-01	NCH-01-CC1-053	Hospital Street	*-	0.00	51.80	51.80	100.0
01	FIRST FLOOR COMMUNICATIONS	01-08	First Floor Communications	01-08-01	NCH-01-CC1-009	Core H FM Lift	*-	0.00	11.70	11.70	100.0
01	FIRST FLOOR COMMUNICATIONS	01-08	First Floor Communications	01-08-01	NCH-01-CC1-010	Core H FM Lift	*-	0.00	11.70	11.70	100.0
01	FIRST FLOOR COMMUNICATIONS	01-08	First Floor Communications	01-08-01	NCH-01-CC1-003	Core G Bed Lift	*-	0.00	11.70	11.70	100.0
01	FIRST FLOOR COMMUNICATIONS	01-08	First Floor Communications	01-08-01	NCH-01-CC1-004	Core G Bed Lift	*-	0.00	11.70	11.70	100.0
01	FIRST FLOOR COMMUNICATIONS	01-08	First Floor Communications	01-08-01	NCH-01-CC1-002	Core G Bed Lift Lobby	*-	0.00	31.50	31.50	100.0
01	FIRST FLOOR COMMUNICATIONS	01-08	First Floor Communications	01-08-01	NCH-01-CC1-057	Balcony	-	0.00	160.10	160.10	100.0
01	FIRST FLOOR COMMUNICATIONS	01-08	First Floor Communications	01-08-01	NCH-01-CC1-048	Core G Riser	-	0.00	0.30	0.30	100.0
01	FIRST FLOOR COMMUNICATIONS	01-08	First Floor Communications	01-08-01	NCH-01-CC1-026	Corridor	*-	0.00	103.20	103.20	100.0
01	FIRST FLOOR COMMUNICATIONS	01-08	First Floor Communications	01-08-01	NCH-01-CC1-015	Balcony	-	0.00	52.50	52.50	100.0
01	FIRST FLOOR COMMUNICATIONS	01-08	First Floor Communications	01-08-01	NCH-01-CC1-017	Core H Bed/Patient Lift	*-	0.00	11.70	11.70	100.0
01	FIRST FLOOR COMMUNICATIONS	01-08	First Floor Communications	01-08-01	NCH-01-CC1-016	Core H Bed/Patient Lift Lobby	*-	0.00	29.50	29.50	100.0
01	FIRST FLOOR COMMUNICATIONS	01-08	First Floor Communications	01-08-01	NCH-01-CC1-052	Core J IPS	-	0.00	1.70	1.70	100.0
01	FIRST FLOOR COMMUNICATIONS	01-08	First Floor Communications	01-08-01	NCH-01-CC1-008	Core H Riser M38	-	0.00	3.40	3.40	100.0
01	FIRST FLOOR COMMUNICATIONS	01-08	First Floor Communications	01-08-01	NCH-01-CC1-044	Core J Public Lift	*-	0.00	6.10	6.10	100.0
01	FIRST FLOOR COMMUNICATIONS	01-08	First Floor Communications	01-08-01	NCH-01-CC1-056	Balcony	-	0.00	38.50	38.50	100.0
01	FIRST FLOOR COMMUNICATIONS	01-08	First Floor Communications	01-08-01	NCH-01-CC1-018	Core H Bed/Patient Lift	*-	0.00	11.70	11.70	100.0
01	FIRST FLOOR COMMUNICATIONS	01-08	First Floor Communications	01-08-01	NCH-01-CC1-006	Hospital Street	*-	0.00	481.00	481.00	100.0
01	FIRST FLOOR COMMUNICATIONS	01-08	First Floor Communications	01-08-01	NCH-01-CC1-005	Hospital Street	*-	0.00	13.00	13.00	100.0
01	FIRST FLOOR COMMUNICATIONS	01-08	First Floor Communications	01-08-01	NCH-01-CC1-027	Hospital Street	*-	0.00	10.90	10.90	100.0
01	FIRST FLOOR COMMUNICATIONS	01-08	First Floor Communications	01-08-01	NCH-01-CC1-055	Balcony	-	0.00	65.50	65.50	100.0
01	FIRST FLOOR COMMUNICATIONS	01-08	First Floor Communications	01-08-01	NCH-01-CC1-011	Core H FM Lift Lobby	*-	0.00	23.50	23.50	100.0
01	FIRST FLOOR COMMUNICATIONS	01-08	First Floor Communications	01-08-01	NCH-01-CC1-030	Core K Bed/Patient Lift	*-	0.00	11.70	11.70	100.0
01	FIRST FLOOR COMMUNICATIONS	01-08	First Floor Communications	01-08-01	NCH-01-CC1-046	Core K HV Riser	-	0.00	0.40	0.40	100.0
01	FIRST FLOOR COMMUNICATIONS	01-08	First Floor Communications	01-08-01	NCH-01-CC1-032	Hospital Street	*-	0.00	30.70	30.70	100.0
01	FIRST FLOOR COMMUNICATIONS	01-08	First Floor Communications	01-08-01	NCH-01-CC1-014	Hospital Street	*-	0.00	30.70	30.70	100.0
01	FIRST FLOOR COMMUNICATIONS	01-08	First Floor Communications	01-08-01	NCH-01-CC1-040	Core J Public Lift	*-	0.00	6.10	6.10	100.0
01	FIRST FLOOR COMMUNICATIONS	01-08	First Floor Communications	01-08-01	NCH-01-CC1-039	Core J Public Lift	*-	0.00	6.10	6.10	100.0
01	FIRST FLOOR COMMUNICATIONS	01-08	First Floor Communications	01-08-01	NCH-01-CC1-045	Core J Public Lift	*-	0.00	6.10	6.10	100.0
01	FIRST FLOOR COMMUNICATIONS	01-08	First Floor Communications	01-08-01	NCH-01-CC1-042	Core J Public Lift Lobby	*-	0.00	27.00	27.00	100.0
01	FIRST FLOOR COMMUNICATIONS	01-08	First Floor Communications	01-08-01	NCH-01-CC1-050	Core J Mech Riser M34	-	0.00	13.70	13.70	100.0
01	FIRST FLOOR COMMUNICATIONS	01-08	First Floor Communications	01-08-01	NCH-01-CC1-021	Core K Riser M39	-	0.00	3.40	3.40	100.0
01	FIRST FLOOR COMMUNICATIONS	01-08	First Floor Communications	01-08-01	NCH-01-CC1-054	Hospital Street	*-	0.00	78.50	78.50	100.0
01	FIRST FLOOR COMMUNICATIONS	01-08	First Floor Communications	01-08-01	NCH-01-CC1-013	Corridor	*-	0.00	32.70	32.70	100.0
01	FIRST FLOOR COMMUNICATIONS	01-08	First Floor Communications	01-08-01	NCH-01-CC1-001	Core G Stairs	*-	0.00	30.40	30.40	100.0
01	FIRST FLOOR COMMUNICATIONS	01-08	First Floor Communications	01-08-01	NCH-01-CC1-031	Core K Bed/Patient Lift	*-	0.00	11.70	11.70	100.0
01	FIRST FLOOR COMMUNICATIONS	01-08	First Floor Communications	01-08-01	NCH-01-CC1-012	Core H Stair	*-	0.00	33.30	33.30	100.0
01	FIRST FLOOR COMMUNICATIONS	01-08	First Floor Communications	01-08-01	NCH-01-CC1-033	Core L Lift	*-	0.00	6.10	6.10	100.0
01	FIRST FLOOR COMMUNICATIONS	01-08	First Floor Communications	01-08-01	NCH-01-CC1-024	Core K FM Lift Lobby	*-	0.00	23.70	23.70	100.0
01	FIRST FLOOR COMMUNICATIONS	01-08	First Floor Communications	01-08-01	NCH-01-CC1-037	Core L Stair	*-	0.00	42.40	42.40	100.0
01	FIRST FLOOR COMMUNICATIONS	01-08	First Floor Communications	01-08-01	NCH-01-CC1-051	Core L Mech Riser M36	-	0.00	12.50	12.50	100.0
01	FIRST FLOOR COMMUNICATIONS	01-08	First Floor Communications	01-08-01	NCH-01-CC1-049	Core J Mech Riser M20	-	0.00	13.70	13.70	100.0
01	FIRST FLOOR COMMUNICATIONS	01-08	First Floor Communications	01-08-01	NCH-01-CC1-029	Core K Bed/Patient Lift Lobby	*-	0.00	28.90	28.90	100.0
01	FIRST FLOOR COMMUNICATIONS	01-08	First Floor Communications	01-08-01	NCH-01-CC1-025	Core K Stair	*-	0.00	33.30	33.30	100.0
01	FIRST FLOOR COMMUNICATIONS	01-08	First Floor Communications	01-08-01	NCH-01-CC1-022	Core K FM Lift	*-	0.00	11.70	11.70	100.0
01	FIRST FLOOR COMMUNICATIONS	01-08	First Floor Communications	01-08-01	NCH-01-CC1-023	Core K FM Lift	*-	0.00	11.70	11.70	100.0
01	FIRST FLOOR COMMUNICATIONS	01-08	First Floor Communications	01-08-01		Sub Department Area		0.0	365.7	365.7	100.0
01	FIRST FLOOR COMMUNICATIONS	01-08	First Floor Communications	01-08-01		Circulation		0.0	1303.4	1303.4	
01	FIRST FLOOR COMMUNICATIONS	01-08	First Floor Communications	01-08-01		Sub Department Area Total		0.0	1669.2	1669.2	100.0
01	**FIRST FLOOR COMMUNICATIONS**	**01-08**	**Totals**			**Department Area Total incl. 30% circulation allowance**		**0.0**	**1669.2**	**1669.2**	**100.0**

Building NCH - Childrens
Floor First Floor
Iteration 31/07/2010

Floor	Department	Dep Number	Sub Department	Sub Dep Number	Room Number	Room Name	Category - area included as circulation marked *	Required Area m²	Designed Area m²	Variance from Briefed Area in m²	Variance from Briefed Area as a %
01	THEATRES	01-01	Totals			Department Area Total incl. 30% circulation allowance		4012.5	4372.3	359.9	9.0
01	CRITICAL CARE - PICU	01-02	Totals			Department Area Total incl. 30% circulation allowance		1999.4	2107.2	107.8	5.4
01	MEDICAL DAY UNIT/CLINICAL INVESTIGATION	01-03	Totals			Department Area Total incl. 30% circulation allowance		428.4	466.5	38.2	8.9
01	CARDIOLOGY	01-04	Totals			Department Area Total incl. 30% circulation allowance		727.4	735.9	8.6	1.2
01	RADIOLOGY - FIRST	01-05	Totals			Department Area Total incl. 30% circulation allowance		1088.8	1008.2	-80.6	-7.4
01	SPECIAL FEEDS	01-06	Totals			Department Area Total incl. 30% circulation allowance		91.0	81.5	-9.5	-10.4
01	FIRST FLOOR FM FACILITIES	01-07	Totals			Department Area Total incl. 30% circulation allowance		0.0	51.6	51.6	100.0
01	FIRST FLOOR COMMUNICATIONS	01-08	Totals			Department Area Total incl. 30% circulation allowance		0.0	1669.2	1669.2	100.0
01	**FIRST FLOOR TOTAL**		**Totals**			**GRAND TOTAL**		**8347.3**	**10492.4**	**2145.1**	**25.7**

Building	NCH - Childrens
Floor	Second Floor
Iteration	31/07/2010

Floor	Department	Dep Number	Sub Department	Sub Dep Number	Room Number	Room Name	Category - area included as circulation marked *	Required Area m²	Designed Area m²	Variance from Briefed Area in m²	Variance from Briefed Area as a %
02	ACUTE RECEIVING UNIT	02-01	Bed Area	02-01-01	NCH-02-ARU-080	En-Suite Shower; WC & wash: accessible; wheelchair assisted	-	4.50	4.60	0.10	2.2
02	ACUTE RECEIVING UNIT	02-01	Bed Area	02-01-01	NCH-02-ARU-032	En-Suite Shower; WC & wash: accessible; wheelchair assisted	-	4.50	4.50	0.00	0.0
02	ACUTE RECEIVING UNIT	02-01	Bed Area	02-01-01	NCH-02-ARU-086	En-Suite Shower; WC & wash: accessible; wheelchair assisted	-	4.50	4.50	0.00	0.0
02	ACUTE RECEIVING UNIT	02-01	Bed Area	02-01-01	NCH-02-ARU-110	En-Suite Shower; WC & wash: accessible; wheelchair assisted	-	4.50	5.80	1.30	28.9
02	ACUTE RECEIVING UNIT	02-01	Bed Area	02-01-01	NCH-02-ARU-107	En-Suite Shower; WC & wash: accessible; wheelchair assisted	-	4.50	5.30	0.80	17.8
02	ACUTE RECEIVING UNIT	02-01	Bed Area	02-01-01	NCH-02-ARU-060	En-Suite Shower; WC & wash: accessible; wheelchair assisted	-	4.50	4.80	0.30	6.7
02	ACUTE RECEIVING UNIT	02-01	Bed Area	02-01-01	NCH-02-ARU-075	En-Suite Shower; WC & wash: accessible; wheelchair assisted	-	4.50	4.60	0.10	2.2
02	ACUTE RECEIVING UNIT	02-01	Bed Area	02-01-01	NCH-02-ARU-021	En-Suite Shower; WC & wash: accessible; wheelchair assisted	-	4.50	5.10	0.60	13.3
02	ACUTE RECEIVING UNIT	02-01	Bed Area	02-01-01	NCH-02-ARU-055	Single bedroom: Children/young people; with relatives overnight stay	-	16.50	16.70	0.20	1.2
02	ACUTE RECEIVING UNIT	02-01	Bed Area	02-01-01	NCH-02-ARU-079	En-Suite Shower; WC & wash: accessible; wheelchair assisted	-	4.50	4.60	0.10	2.2
02	ACUTE RECEIVING UNIT	02-01	Bed Area	02-01-01	NCH-02-ARU-111	Lobby	*-	7.00	7.00	0.00	0.0
02	ACUTE RECEIVING UNIT	02-01	Bed Area	02-01-01	NCH-02-ARU-014	Single bedroom: Children/young people; with relatives overnight stay	-	16.50	16.80	0.30	1.8
02	ACUTE RECEIVING UNIT	02-01	Bed Area	02-01-01	NCH-02-ARU-087	En-Suite Shower; WC & wash: accessible; wheelchair assisted	-	4.50	4.50	0.00	0.0
02	ACUTE RECEIVING UNIT	02-01	Bed Area	02-01-01	NCH-02-ARU-119	Corridor	*-	0.00	113.30	113.30	100.0
02	ACUTE RECEIVING UNIT	02-01	Bed Area	02-01-01	NCH-02-ARU-056	En-Suite Shower; WC & wash: accessible; wheelchair assisted	-	4.50	4.60	0.10	2.2
02	ACUTE RECEIVING UNIT	02-01	Bed Area	02-01-01	NCH-02-ARU-036	En-Suite Shower; WC & wash: accessible; wheelchair assisted	-	4.50	4.60	0.10	2.2
02	ACUTE RECEIVING UNIT	02-01	Bed Area	02-01-01	NCH-02-ARU-091	En-Suite Shower; WC & wash: accessible; wheelchair assisted	-	4.50	4.50	0.00	0.0
02	ACUTE RECEIVING UNIT	02-01	Bed Area	02-01-01	NCH-02-ARU-090	En-Suite Shower; WC & wash: accessible; wheelchair assisted	-	4.50	4.50	0.00	0.0
02	ACUTE RECEIVING UNIT	02-01	Bed Area	02-01-01	NCH-02-ARU-040	En-Suite Shower; WC & wash: accessible; wheelchair assisted	-	4.50	4.60	0.10	2.2
02	ACUTE RECEIVING UNIT	02-01	Bed Area	02-01-01	NCH-02-ARU-074	En-Suite Shower; WC & wash: accessible; wheelchair assisted	-	4.50	4.60	0.10	2.2
02	ACUTE RECEIVING UNIT	02-01	Bed Area	02-01-01	NCH-02-ARU-052	En-Suite Shower; WC & wash: accessible; wheelchair assisted	-	4.50	4.60	0.10	2.2
02	ACUTE RECEIVING UNIT	02-01	Bed Area	02-01-01	NCH-02-ARU-015	Single bedroom: Children/young people; with relatives overnight stay	-	16.50	16.80	0.30	1.8
02	ACUTE RECEIVING UNIT	02-01	Bed Area	02-01-01	NCH-02-ARU-018	Single bedroom: Children/young people; with relatives overnight stay	-	16.50	16.80	0.30	1.8
02	ACUTE RECEIVING UNIT	02-01	Bed Area	02-01-01	NCH-02-ARU-104	Shower; WC & wash: accessible; wheelchair assisted	-	7.50	7.30	-0.20	-2.7
02	ACUTE RECEIVING UNIT	02-01	Bed Area	02-01-01	NCH-02-ARU-026	Single bedroom: Children/young people; with relatives overnight stay	-	16.50	16.80	0.30	1.8
02	ACUTE RECEIVING UNIT	02-01	Bed Area	02-01-01	NCH-02-ARU-027	Single bedroom: Children/young people; with relatives overnight stay	-	16.50	16.80	0.30	1.8
02	ACUTE RECEIVING UNIT	02-01	Bed Area	02-01-01	NCH-02-ARU-124	Corridor	*-	0.00	88.60	88.60	100.0
02	ACUTE RECEIVING UNIT	02-01	Bed Area	02-01-01	NCH-02-ARU-088	Single bedroom: Children/young people; with relatives overnight stay	-	16.50	16.50	0.00	0.0
02	ACUTE RECEIVING UNIT	02-01	Bed Area	02-01-01	NCH-02-ARU-059	Single bedroom: Children/young people; with relatives overnight stay	-	16.50	16.70	0.20	1.2
02	ACUTE RECEIVING UNIT	02-01	Bed Area	02-01-01	NCH-02-ARU-092	Single bedroom: Children/young people; with relatives overnight stay	-	16.50	16.50	0.00	0.0
02	ACUTE RECEIVING UNIT	02-01	Bed Area	02-01-01	NCH-02-ARU-011	Single bedroom: Children/young people; with relatives overnight stay	-	16.50	16.80	0.30	1.8
02	ACUTE RECEIVING UNIT	02-01	Bed Area	02-01-01	NCH-02-ARU-019	Single bedroom: Children/young people; with relatives overnight stay	-	16.50	16.80	0.30	1.8
02	ACUTE RECEIVING UNIT	02-01	Bed Area	02-01-01	NCH-02-ARU-071	Corridor	*-	0.00	72.10	72.10	100.0
02	ACUTE RECEIVING UNIT	02-01	Bed Area	02-01-01	NCH-02-ARU-050	Single bedroom: Children/young people; with relatives overnight stay	-	16.50	16.70	0.20	1.2
02	ACUTE RECEIVING UNIT	02-01	Bed Area	02-01-01	NCH-02-ARU-031	Single bedroom: Children/young people; with relatives overnight stay	-	16.50	16.80	0.30	1.8
02	ACUTE RECEIVING UNIT	02-01	Bed Area	02-01-01	NCH-02-ARU-045	En-Suite Shower; WC & wash: accessible; wheelchair assisted	-	4.50	4.60	0.10	2.2
02	ACUTE RECEIVING UNIT	02-01	Bed Area	02-01-01	NCH-02-ARU-081	Single bedroom: Children/young people; with relatives overnight stay	-	16.50	16.20	-0.30	-1.8
02	ACUTE RECEIVING UNIT	02-01	Bed Area	02-01-01	NCH-02-ARU-030	Single bedroom: Children/young people; with relatives overnight stay	-	16.50	16.80	0.30	1.8
02	ACUTE RECEIVING UNIT	02-01	Bed Area	02-01-01	NCH-02-ARU-022	Single bedroom: Children/young people; with relatives overnight stay	-	16.50	16.80	0.30	1.8
02	ACUTE RECEIVING UNIT	02-01	Bed Area	02-01-01	NCH-02-ARU-051	En-Suite Shower; WC & wash: accessible; wheelchair assisted	-	4.50	4.60	0.10	2.2
02	ACUTE RECEIVING UNIT	02-01	Bed Area	02-01-01	NCH-02-ARU-033	En-Suite Shower; WC & wash: accessible; wheelchair assisted	-	4.50	5.10	0.60	13.3
02	ACUTE RECEIVING UNIT	02-01	Bed Area	02-01-01	NCH-02-ARU-043	Single bedroom: Children/young people; with relatives overnight stay	-	16.50	16.70	0.20	1.2
02	ACUTE RECEIVING UNIT	02-01	Bed Area	02-01-01	NCH-02-ARU-003	Office - clinical - 2 person	-	12.00	12.50	0.50	4.2
02	ACUTE RECEIVING UNIT	02-01	Bed Area	02-01-01	NCH-02-ARU-058	Touchdown	-	2.00	1.60	-0.40	-20.0
02	ACUTE RECEIVING UNIT	02-01	Bed Area	02-01-01	NCH-02-ARU-053	Single bedroom: Children/young people; with relatives overnight stay	-	16.50	16.70	0.20	1.2
02	ACUTE RECEIVING UNIT	02-01	Bed Area	02-01-01	NCH-02-ARU-012	En-Suite Shower; WC & wash: accessible; wheelchair assisted	-	4.50	4.50	0.00	0.0
02	ACUTE RECEIVING UNIT	02-01	Bed Area	02-01-01	NCH-02-ARU-029	En-Suite Shower; WC & wash: accessible; wheelchair assisted	-	4.50	5.10	0.60	13.3
02	ACUTE RECEIVING UNIT	02-01	Bed Area	02-01-01	NCH-02-ARU-013	En-Suite Shower; WC & wash: accessible; wheelchair assisted	-	4.50	5.10	0.60	13.3
02	ACUTE RECEIVING UNIT	02-01	Bed Area	02-01-01	NCH-02-ARU-017	En-Suite Shower; WC & wash: accessible; wheelchair assisted	-	4.50	5.10	0.60	13.3
02	ACUTE RECEIVING UNIT	02-01	Bed Area	02-01-01	NCH-02-ARU-016	En-Suite Shower; WC & wash: accessible; wheelchair assisted	-	4.50	4.50	0.00	0.0
02	ACUTE RECEIVING UNIT	02-01	Bed Area	02-01-01	NCH-02-ARU-007	Touchdown	-	2.00	1.60	-0.40	-20.0

Building	NCH - Childrens
Floor	Second Floor
Iteration	31/07/2010

Floor	Department	Dep Number	Sub Department	Sub Dep Number	Room Number	Room Name	Category - area included as circulation marked *	Required Area m²	Designed Area m²	Variance from Briefed Area in m²	Variance from Briefed Area as a %
02	ACUTE RECEIVING UNIT	02-01	Bed Area	02-01-01	NCH-02-ARU-028	En-Suite Shower; WC & wash: accessible; wheelchair assisted	-	4.50	4.50	0.00	0.0
02	ACUTE RECEIVING UNIT	02-01	Bed Area	02-01-01	NCH-02-ARU-024	En-Suite Shower; WC & wash: accessible; wheelchair assisted	-	4.50	4.50	0.00	0.0
02	ACUTE RECEIVING UNIT	02-01	Bed Area	02-01-01	NCH-02-ARU-038	Touchdown	-	2.00	1.30	-0.70	-35.0
02	ACUTE RECEIVING UNIT	02-01	Bed Area	02-01-01	NCH-02-ARU-100	Staff & communication base; open 2 staff	-	5.00	5.40	0.40	8.0
02	ACUTE RECEIVING UNIT	02-01	Bed Area	02-01-01	NCH-02-ARU-099	Multi-bed room & day space: Children/young people; 4 beds; with relatives overnight stay	-	68.00	67.80	-0.20	-0.3
02	ACUTE RECEIVING UNIT	02-01	Bed Area	02-01-01	NCH-02-ARU-046	Single bedroom: Children/young people; with relatives overnight stay	-	16.50	16.70	0.20	1.2
02	ACUTE RECEIVING UNIT	02-01	Bed Area	02-01-01	NCH-02-ARU-102	Multi-bed room & day space: Children/young people; 4 beds; with relatives overnight stay	-	68.00	67.80	-0.20	-0.3
02	ACUTE RECEIVING UNIT	02-01	Bed Area	02-01-01	NCH-02-ARU-085	Single bedroom: Children/young people; with relatives overnight stay	-	16.50	16.50	0.00	0.0
02	ACUTE RECEIVING UNIT	02-01	Bed Area	02-01-01	NCH-02-ARU-010	Single bedroom: Children/young people; with relatives overnight stay	-	16.50	16.70	0.20	1.2
02	ACUTE RECEIVING UNIT	02-01	Bed Area	02-01-01	NCH-02-ARU-034	Single bedroom: Children/young people; with relatives overnight stay	-	16.50	16.80	0.30	1.8
02	ACUTE RECEIVING UNIT	02-01	Bed Area	02-01-01	NCH-02-ARU-035	Single bedroom: Children/young people; with relatives overnight stay	-	16.50	16.70	0.20	1.2
02	ACUTE RECEIVING UNIT	02-01	Bed Area	02-01-01	NCH-02-ARU-078	Single bedroom: Children/young people; with relatives overnight stay	-	16.50	20.70	4.20	25.5
02	ACUTE RECEIVING UNIT	02-01	Bed Area	02-01-01	NCH-02-ARU-009	En-Suite Shower; WC & wash: accessible; wheelchair assisted	-	4.50	4.60	0.10	2.2
02	ACUTE RECEIVING UNIT	02-01	Bed Area	02-01-01	NCH-02-ARU-076	Single bedroom: Children/young people; with relatives overnight stay	-	16.50	19.00	2.50	15.2
02	ACUTE RECEIVING UNIT	02-01	Bed Area	02-01-01	NCH-02-ARU-020	En-Suite Shower; WC & wash: accessible; wheelchair assisted	-	4.50	4.50	0.00	0.0
02	ACUTE RECEIVING UNIT	02-01	Bed Area	02-01-01	NCH-02-ARU-089	Single bedroom: Children/young people; with relatives overnight stay	-	16.50	16.50	0.00	0.0
02	ACUTE RECEIVING UNIT	02-01	Bed Area	02-01-01	NCH-02-ARU-039	Single bedroom: Children/young people; with relatives overnight stay	-	16.50	16.70	0.20	1.2
02	ACUTE RECEIVING UNIT	02-01	Bed Area	02-01-01	NCH-02-ARU-025	En-Suite Shower; WC & wash: accessible; wheelchair assisted	-	4.50	5.10	0.60	13.3
02	ACUTE RECEIVING UNIT	02-01	Bed Area	02-01-01	NCH-02-ARU-023	Single bedroom: Children/young people; with relatives overnight stay	-	16.50	16.80	0.30	1.8
02	ACUTE RECEIVING UNIT	02-01	Bed Area	02-01-01	NCH-02-ARU-069	Office Area with workstations (x4)	-	18.00	18.00	0.00	0.0
02	ACUTE RECEIVING UNIT	02-01	Bed Area	02-01-01	NCH-02-ARU-073	Single bedroom: Children/young people; with relatives overnight stay	-	16.50	19.70	3.20	19.4
02	ACUTE RECEIVING UNIT	02-01	Bed Area	02-01-01	NCH-02-ARU-106	Lobby	*-	7.00	7.10	0.10	1.4
02	ACUTE RECEIVING UNIT	02-01	Bed Area	02-01-01	NCH-02-ARU-044	En-Suite Shower; WC & wash: accessible; wheelchair assisted	-	4.50	4.60	0.10	2.2
02	ACUTE RECEIVING UNIT	02-01	Bed Area	02-01-01	NCH-02-ARU-108	Single bedroom: Children/young people; with relatives overnight stay - Isolation	-	16.50	16.80	0.30	1.8
02	ACUTE RECEIVING UNIT	02-01	Bed Area	02-01-01	NCH-02-ARU-109	Single bedroom: Children/young people; with relatives overnight stay - Isolation	-	16.50	16.50	0.00	0.0
02	ACUTE RECEIVING UNIT	02-01	Bed Area	02-01-01	NCH-02-ARU-042	Single bedroom: Children/young people; with relatives overnight stay	-	16.50	16.70	0.20	1.2
02	ACUTE RECEIVING UNIT	02-01	Bed Area	02-01-01	NCH-02-ARU-047	Staff & communication base; open 2 staff	-	5.00	5.20	0.20	4.0
02	ACUTE RECEIVING UNIT	02-01	Bed Area	02-01-01	NCH-02-ARU-103	Corridor	*-	0.00	53.80	53.80	100.0
02	ACUTE RECEIVING UNIT	02-01	Bed Area	02-01-01	NCH-02-ARU-098	Shower; WC & wash: accessible; wheelchair assisted	-	7.50	7.30	-0.20	-2.7
02	ACUTE RECEIVING UNIT	02-01	Bed Area	02-01-01	NCH-02-ARU-070	Corridor	*-	0.00	12.30	12.30	100.0
02	ACUTE RECEIVING UNIT	02-01	Bed Area	02-01-01	NCH-02-ARU-041	En-Suite Shower; WC & wash: accessible; wheelchair assisted	-	4.50	4.60	0.10	2.2
02	ACUTE RECEIVING UNIT	02-01	Bed Area	02-01-01	NCH-02-ARU-101	Office - clinical - 2 person	-	12.00	11.70	-0.30	-2.5
02	ACUTE RECEIVING UNIT	02-01	Bed Area	02-01-01		Sub Department Area		881.0	902.3	21.3	2.4
02	ACUTE RECEIVING UNIT	02-01	Bed Area	02-01-01		Circulation		0.0	354.2	354.2	
02	ACUTE RECEIVING UNIT	02-01	Bed Area	02-01-01		Sub Department Area Total		881.0	1256.5	375.5	42.6

Building	NCH - Childrens
Floor	Second Floor
Iteration	31/07/2010

Floor	Department	Dep Number	Sub Department	Sub Dep Number	Room Number	Room Name	Category - area included as circulation marked *	Required Area m²	Designed Area m²	Variance from Briefed Area in m²	Variance from Briefed Area as a %
02	ACUTE RECEIVING UNIT	02-01	Utility Area	02-01-02	NCH-02-ARU-082	Parking bay: resuscitation trolley	-	1.00	1.80	0.80	80.0
02	ACUTE RECEIVING UNIT	02-01	Utility Area	02-01-02	NCH-02-ARU-065	Cleaners Room	-	7.00	7.10	0.10	1.4
02	ACUTE RECEIVING UNIT	02-01	Utility Area	02-01-02	NCH-02-ARU-105	Parking bay: resuscitation trolley	-	1.00	1.80	0.80	80.0
02	ACUTE RECEIVING UNIT	02-01	Utility Area	02-01-02	NCH-02-ARU-093	Dirty utility: bedpan disposal & urine test	-	9.00	12.00	3.00	33.3
02	ACUTE RECEIVING UNIT	02-01	Utility Area	02-01-02	NCH-02-ARU-066	Equipment Bay L	-	2.50	2.70	0.20	8.0
02	ACUTE RECEIVING UNIT	02-01	Utility Area	02-01-02	NCH-02-ARU-002	Cleaners Room	-	7.00	7.00	0.00	0.0
02	ACUTE RECEIVING UNIT	02-01	Utility Area	02-01-02	NCH-02-ARU-049	Store: general	-	5.00	8.00	3.00	60.0
02	ACUTE RECEIVING UNIT	02-01	Utility Area	02-01-02	NCH-02-ARU-061	Store: equipment	-	5.00	5.00	0.00	0.0
02	ACUTE RECEIVING UNIT	02-01	Utility Area	02-01-02	NCH-02-ARU-006	Bath; WC & wash: treatment; assisted	-	14.00	14.00	0.00	0.0
02	ACUTE RECEIVING UNIT	02-01	Utility Area	02-01-02	NCH-02-ARU-120	Mechanical Riser M19	-	0.00	11.70	11.70	100.0
02	ACUTE RECEIVING UNIT	02-01	Utility Area	02-01-02	NCH-02-ARU-118	Mechanical Riser M16	-	0.00	11.70	11.70	100.0
02	ACUTE RECEIVING UNIT	02-01	Utility Area	02-01-02	NCH-02-ARU-123	Electrical Cupboard	-	0.00	1.40	1.40	100.0
02	ACUTE RECEIVING UNIT	02-01	Utility Area	02-01-02	NCH-02-ARU-008	Electrical Cupboard	-	0.00	1.20	1.20	100.0
02	ACUTE RECEIVING UNIT	02-01	Utility Area	02-01-02	NCH-02-ARU-083	Riser RE11	-	0.00	3.40	3.40	100.0
02	ACUTE RECEIVING UNIT	02-01	Utility Area	02-01-02	NCH-02-ARU-095	Equipment Bay L	-	2.50	2.30	-0.20	-8.0
02	ACUTE RECEIVING UNIT	02-01	Utility Area	02-01-02	NCH-02-ARU-121	Mechanical Riser M18	-	0.00	11.80	11.80	100.0
02	ACUTE RECEIVING UNIT	02-01	Utility Area	02-01-02	NCH-02-ARU-005	Dirty utility: bedpan disposal & urine test	-	9.00	11.20	2.20	24.4
02	ACUTE RECEIVING UNIT	02-01	Utility Area	02-01-02	NCH-02-ARU-037	Electrical Cupboard	-	0.00	1.50	1.50	100.0
02	ACUTE RECEIVING UNIT	02-01	Utility Area	02-01-02	NCH-02-ARU-094	Clean utility	-	14.00	14.50	0.50	3.6
02	ACUTE RECEIVING UNIT	02-01	Utility Area	02-01-02	NCH-02-ARU-122	Electrical Riser	-	0.00	3.00	3.00	100.0
02	ACUTE RECEIVING UNIT	02-01	Utility Area	02-01-02		Sub Department Area		77.0	133.1	56.1	72.9
02	ACUTE RECEIVING UNIT	02-01	Utility Area	02-01-02		Circulation		0.0	0.0	0.0	
02	ACUTE RECEIVING UNIT	02-01	Utility Area	02-01-02		Sub Department Area Total		77.0	133.1	56.1	72.9
02	ACUTE RECEIVING UNIT	02-01	Patient Support Area	02-01-03	NCH-02-ARU-096	Pantry: serving ward	-	12.00	12.40	0.40	3.3
02	ACUTE RECEIVING UNIT	02-01	Patient Support Area	02-01-03	NCH-02-ARU-084	Parking bay:	-	5.00	22.60	17.60	352.0
02	ACUTE RECEIVING UNIT	02-01	Patient Support Area	02-01-03	NCH-02-ARU-048	Interview & counselling room: 5 persons	-	9.00	9.00	0.00	0.0
02	ACUTE RECEIVING UNIT	02-01	Patient Support Area	02-01-03	NCH-02-ARU-072	Treatment room: child	-	16.50	19.30	2.80	17.0
02	ACUTE RECEIVING UNIT	02-01	Patient Support Area	02-01-03	NCH-02-ARU-097	Ward Food trolley parking bay	-	1.50	1.80	0.30	20.0
02	ACUTE RECEIVING UNIT	02-01	Patient Support Area	02-01-03	NCH-02-ARU-116	WC & handwash: ambulant - staff	-	2.00	3.30	1.30	65.0
02	ACUTE RECEIVING UNIT	02-01	Patient Support Area	02-01-03	NCH-02-ARU-004	Treatment room: child	-	16.50	16.50	0.00	0.0
02	ACUTE RECEIVING UNIT	02-01	Patient Support Area	02-01-03	NCH-02-ARU-112	Interview & counselling room: 5 persons	-	9.00	9.00	0.00	0.0
02	ACUTE RECEIVING UNIT	02-01	Patient Support Area	02-01-03		Sub Department Area		71.5	94.1	22.6	31.6
02	ACUTE RECEIVING UNIT	02-01	Patient Support Area	02-01-03		Circulation		0.0	0.0	0.0	
02	ACUTE RECEIVING UNIT	02-01	Patient Support Area	02-01-03		Sub Department Area Total		71.5	94.1	22.6	31.6
02	ACUTE RECEIVING UNIT	02-01	Younger Children s Play & Dining Area	02-01-04	NCH-02-ARU-115	WC & handwash: accessible; wheelchair assisted	-	4.50	5.00	0.50	11.1
02	ACUTE RECEIVING UNIT	02-01	Younger Children s Play & Dining Area	02-01-04	- -	Store Room	-	5.00	0.00	-5.00	-100.0
02	ACUTE RECEIVING UNIT	02-01	Younger Children s Play & Dining Area	02-01-04	NCH-02-ARU-113	Dining room & Playroom: 10 - 15 patients	-	19.00	25.20	6.20	32.6
02	ACUTE RECEIVING UNIT	02-01	Younger Children s Play & Dining Area	02-01-04		Sub Department Area		28.5	30.2	1.7	6.0
02	ACUTE RECEIVING UNIT	02-01	Younger Children s Play & Dining Area	02-01-04		Circulation		0.0	0.0	0.0	
02	ACUTE RECEIVING UNIT	02-01	Younger Children s Play & Dining Area	02-01-04		Sub Department Area Total		28.5	30.2	1.7	6.0
02	**ACUTE RECEIVING UNIT**	**02-01**	**Totals**			**Department Area Total incl. 30% circulation allowance**		**1375.4**	**1513.9**	**138.5**	**10.1**

Building	NCH - Childrens
Floor	Second Floor
Iteration	31/07/2010

Floor	Department	Dep Number	Sub Department	Sub Dep Number	Room Number	Room Name	Category - area included as circulation marked *	Required Area m²	Designed Area m²	Variance from Briefed Area in m²	Variance from Briefed Area as a %
02	SCHIEHALLION WARD	02-02	Bed Area	02-02-01	NCH-02-SCH-039	Corridor	*-	0.00	139.20	139.20	100.0
02	SCHIEHALLION WARD	02-02	Bed Area	02-02-01	NCH-02-SCH-020	Single bedroom: Children/young people; with relatives overnight stay	-	16.50	17.10	0.60	3.6
02	SCHIEHALLION WARD	02-02	Bed Area	02-02-01	NCH-02-SCH-053	Single bedroom: Children/young people; with relatives overnight stay	-	16.50	17.00	0.50	3.0
02	SCHIEHALLION WARD	02-02	Bed Area	02-02-01	NCH-02-SCH-017	Single bedroom: Children/young people; with relatives overnight stay	-	16.50	17.10	0.60	3.6
02	SCHIEHALLION WARD	02-02	Bed Area	02-02-01	NCH-02-SCH-045	Touchdown space	-	2.00	2.40	0.40	20.0
02	SCHIEHALLION WARD	02-02	Bed Area	02-02-01	NCH-02-SCH-028	Single bedroom: Children/young people; with relatives overnight stay	-	16.50	17.10	0.60	3.6
02	SCHIEHALLION WARD	02-02	Bed Area	02-02-01	NCH-02-SCH-011	Single bedroom: Children/young people; with relatives overnight stay	-	16.50	17.60	1.10	6.7
02	SCHIEHALLION WARD	02-02	Bed Area	02-02-01	NCH-02-SCH-012	Touchdown space	-	2.00	3.30	1.30	65.0
02	SCHIEHALLION WARD	02-02	Bed Area	02-02-01	NCH-02-SCH-067	Single bedroom: Children/young people; with relatives overnight stay	-	16.50	16.50	0.00	0.0
02	SCHIEHALLION WARD	02-02	Bed Area	02-02-01	NCH-02-SCH-072	Single bedroom: Children/young people; with relatives overnight stay	-	16.50	17.30	0.80	4.8
02	SCHIEHALLION WARD	02-02	Bed Area	02-02-01	NCH-02-SCH-074	Single bedroom: Children/young people; with relatives overnight stay	-	16.50	17.30	0.80	4.8
02	SCHIEHALLION WARD	02-02	Bed Area	02-02-01	NCH-02-SCH-066	Single bedroom: Children/young people; with relatives overnight stay	-	16.50	16.50	0.00	0.0
02	SCHIEHALLION WARD	02-02	Bed Area	02-02-01	NCH-02-SCH-073	Corridor	*-	0.00	81.00	81.00	100.0
02	SCHIEHALLION WARD	02-02	Bed Area	02-02-01	NCH-02-SCH-010	Single bedroom: Children/young people; with relatives overnight stay	-	16.50	17.60	1.10	6.7
02	SCHIEHALLION WARD	02-02	Bed Area	02-02-01	NCH-02-SCH-061	Single bedroom: Children/young people; with relatives overnight stay	-	16.50	17.00	0.50	3.0
02	SCHIEHALLION WARD	02-02	Bed Area	02-02-01	NCH-02-SCH-026	Staff & communication base; open 2 staff	-	5.00	5.50	0.50	10.0
02	SCHIEHALLION WARD	02-02	Bed Area	02-02-01	NCH-02-SCH-048	Shower; WC & wash: accessible; wheelchair assisted	-	4.50	4.50	0.00	0.0
02	SCHIEHALLION WARD	02-02	Bed Area	02-02-01	NCH-02-SCH-007	Shower; WC & wash: accessible; wheelchair assisted	-	4.50	5.00	0.50	11.1
02	SCHIEHALLION WARD	02-02	Bed Area	02-02-01	NCH-02-SCH-068	Lobby: air lock to bedroom	-	7.00	7.00	0.00	0.0
02	SCHIEHALLION WARD	02-02	Bed Area	02-02-01	NCH-02-SCH-057	Single bedroom: Children/young people; with relatives overnight stay	-	16.50	17.00	0.50	3.0
02	SCHIEHALLION WARD	02-02	Bed Area	02-02-01	NCH-02-SCH-001	Office - clinical - 2 person	-	12.00	12.60	0.60	5.0
02	SCHIEHALLION WARD	02-02	Bed Area	02-02-01	NCH-02-SCH-070	Shower; WC & wash: accessible; wheelchair assisted	-	4.50	6.00	1.50	33.3
02	SCHIEHALLION WARD	02-02	Bed Area	02-02-01	NCH-02-SCH-033	Single bedroom: Children/young people; with relatives overnight stay	-	16.50	17.10	0.60	3.6
02	SCHIEHALLION WARD	02-02	Bed Area	02-02-01	NCH-02-SCH-054	Single bedroom: Children/young people; with relatives overnight stay	-	16.50	17.00	0.50	3.0
02	SCHIEHALLION WARD	02-02	Bed Area	02-02-01	NCH-02-SCH-050	Single bedroom: Children/young people; with relatives overnight stay	-	16.50	17.00	0.50	3.0
02	SCHIEHALLION WARD	02-02	Bed Area	02-02-01	NCH-02-SCH-046	Single bedroom: Children/young people; with relatives overnight stay	-	16.50	17.10	0.60	3.6
02	SCHIEHALLION WARD	02-02	Bed Area	02-02-01	NCH-02-SCH-049	Single bedroom: Children/young people; with relatives overnight stay	-	16.50	16.90	0.40	2.4
02	SCHIEHALLION WARD	02-02	Bed Area	02-02-01	NCH-02-SCH-076	Shower; WC & wash: accessible; wheelchair assisted	-	4.50	5.00	0.50	11.1
02	SCHIEHALLION WARD	02-02	Bed Area	02-02-01	NCH-02-SCH-069	Shower; WC & wash: accessible; wheelchair assisted	-	4.50	6.00	1.50	33.3
02	SCHIEHALLION WARD	02-02	Bed Area	02-02-01	NCH-02-SCH-041	Single bedroom: Children/young people; with relatives overnight stay	-	16.50	19.80	3.30	20.0
02	SCHIEHALLION WARD	02-02	Bed Area	02-02-01	NCH-02-SCH-044	Single bedroom: Children/young people; with relatives overnight stay	-	16.50	17.10	0.60	3.6
02	SCHIEHALLION WARD	02-02	Bed Area	02-02-01	NCH-02-SCH-055	Shower; WC & wash: accessible; wheelchair assisted	-	4.50	4.60	0.10	2.2
02	SCHIEHALLION WARD	02-02	Bed Area	02-02-01	NCH-02-SCH-052	Shower; WC & wash: accessible; wheelchair assisted	-	4.50	5.30	0.80	17.8
02	SCHIEHALLION WARD	02-02	Bed Area	02-02-01	NCH-02-SCH-031	Shower; WC & wash: accessible; wheelchair assisted	-	4.50	5.70	1.20	26.7
02	SCHIEHALLION WARD	02-02	Bed Area	02-02-01	NCH-02-SCH-059	Shower; WC & wash: accessible; wheelchair assisted	-	4.50	4.60	0.10	2.2
02	SCHIEHALLION WARD	02-02	Bed Area	02-02-01	NCH-02-SCH-023	Shower; WC & wash: accessible; wheelchair assisted	-	4.50	4.60	0.10	2.2
02	SCHIEHALLION WARD	02-02	Bed Area	02-02-01	NCH-02-SCH-060	Shower; WC & wash: accessible; wheelchair assisted	-	4.50	5.30	0.80	17.8
02	SCHIEHALLION WARD	02-02	Bed Area	02-02-01	NCH-02-SCH-032	Shower; WC & wash: accessible; wheelchair assisted	-	4.50	4.40	-0.10	-2.2
02	SCHIEHALLION WARD	02-02	Bed Area	02-02-01	NCH-02-SCH-065	Shower; WC & wash: accessible; wheelchair assisted	-	4.50	6.00	1.50	33.3
02	SCHIEHALLION WARD	02-02	Bed Area	02-02-01	NCH-02-SCH-043	Shower; WC & wash: accessible; wheelchair assisted	-	4.50	4.50	0.00	0.0
02	SCHIEHALLION WARD	02-02	Bed Area	02-02-01	NCH-02-SCH-056	Shower; WC & wash: accessible; wheelchair assisted	-	4.50	5.30	0.80	17.8
02	SCHIEHALLION WARD	02-02	Bed Area	02-02-01	NCH-02-SCH-027	Single bedroom: Children/young people; with relatives overnight stay	-	16.50	17.10	0.60	3.6
02	SCHIEHALLION WARD	02-02	Bed Area	02-02-01	NCH-02-SCH-018	Lobby: air lock to bedroom	-	7.00	7.00	0.00	0.0
02	SCHIEHALLION WARD	02-02	Bed Area	02-02-01	NCH-02-SCH-008	Junior Medical Staff Office with 4 x Workstations	-	18.00	18.60	0.60	3.3
02	SCHIEHALLION WARD	02-02	Bed Area	02-02-01	NCH-02-SCH-047	Shower; WC & wash: accessible; wheelchair assisted	-	4.50	4.50	0.00	0.0
02	SCHIEHALLION WARD	02-02	Bed Area	02-02-01	NCH-02-SCH-071	Lobby: air lock to bedroom	-	7.00	7.00	0.00	0.0
02	SCHIEHALLION WARD	02-02	Bed Area	02-02-01	NCH-02-SCH-022	Shower; WC & wash: accessible; wheelchair assisted	-	4.50	6.00	1.50	33.3
02	SCHIEHALLION WARD	02-02	Bed Area	02-02-01	NCH-02-SCH-051	Shower; WC & wash: accessible; wheelchair assisted	-	4.50	4.60	0.10	2.2
02	SCHIEHALLION WARD	02-02	Bed Area	02-02-01	NCH-02-SCH-016	Shower; WC & wash: accessible; wheelchair assisted	-	4.50	4.40	-0.10	-2.2
02	SCHIEHALLION WARD	02-02	Bed Area	02-02-01	NCH-02-SCH-015	Shower; WC & wash: accessible; wheelchair assisted	-	4.50	5.70	1.20	26.7
02	SCHIEHALLION WARD	02-02	Bed Area	02-02-01	NCH-02-SCH-075	Lobby: air lock to bedroom	-	7.00	7.00	0.00	0.0
02	SCHIEHALLION WARD	02-02	Bed Area	02-02-01	NCH-02-SCH-013	Lobby: air lock to bedroom	-	7.00	7.00	0.00	0.0
02	SCHIEHALLION WARD	02-02	Bed Area	02-02-01	NCH-02-SCH-009	Lobby: air lock to bedroom	-	7.00	7.00	0.00	0.0
02	SCHIEHALLION WARD	02-02	Bed Area	02-02-01	NCH-02-SCH-058	Single bedroom: Children/young people; with relatives overnight stay	-	16.50	17.00	0.50	3.0
02	SCHIEHALLION WARD	02-02	Bed Area	02-02-01	NCH-02-SCH-019	Lobby: air lock to bedroom	-	7.00	7.00	0.00	0.0
02	SCHIEHALLION WARD	02-02	Bed Area	02-02-01	NCH-02-SCH-042	Shower; WC & wash: accessible; wheelchair assisted	-	4.50	4.50	0.00	0.0
02	SCHIEHALLION WARD	02-02	Bed Area	02-02-01	NCH-02-SCH-064	Lobby: air lock to bedroom	-	7.00	7.00	0.00	0.0
02	SCHIEHALLION WARD	02-02	Bed Area	02-02-01		Sub Department Area		536.0	566.6	30.6	5.7
02	SCHIEHALLION WARD	02-02	Bed Area	02-02-01		Circulation		0.0	220.2	220.2	
02	SCHIEHALLION WARD	02-02	Bed Area	02-02-01		Sub Department Area Total		536.0	786.8	250.8	46.8
02	SCHIEHALLION WARD	02-02	Utility Area	02-02-02	NCH-02-SCH-030	Clean utility	-	14.00	14.10	0.10	0.7
02	SCHIEHALLION WARD	02-02	Utility Area	02-02-02	NCH-02-SCH-038	Store: general	-	5.00	5.60	0.60	12.0
02	SCHIEHALLION WARD	02-02	Utility Area	02-02-02	NCH-02-SCH-079	Bath; WC & wash: treatment; assisted	-	14.00	13.90	-0.10	-0.7
02	SCHIEHALLION WARD	02-02	Utility Area	02-02-02	NCH-02-SCH-036	Electrical Cupboard	-	0.00	1.50	1.50	100.0
02	SCHIEHALLION WARD	02-02	Utility Area	02-02-02	NCH-02-SCH-087	Cleaners Room	-	7.00	7.70	0.70	10.0
02	SCHIEHALLION WARD	02-02	Utility Area	02-02-02	NCH-02-SCH-025	Parking bay: resuscitation trolley	-	1.00	1.00	0.00	0.0
02	SCHIEHALLION WARD	02-02	Utility Area	02-02-02	NCH-02-SCH-014	Dirty utility: bedpan disposal & urine test	-	12.00	11.90	-0.10	-0.8
02	SCHIEHALLION WARD	02-02	Utility Area	02-02-02	NCH-02-SCH-086	Electrical Cupboard	-	0.00	1.40	1.40	100.0
02	SCHIEHALLION WARD	02-02	Utility Area	02-02-02	NCH-02-SCH-034	Equipment Bay L	-	2.50	2.50	0.00	0.0
02	SCHIEHALLION WARD	02-02	Utility Area	02-02-02	NCH-02-SCH-040	Store: equipment	-	5.00	5.20	0.20	4.0
02	SCHIEHALLION WARD	02-02	Utility Area	02-02-02	NCH-02-SCH-002	Mechanical Riser M33	-	0.00	12.60	12.60	100.0
02	SCHIEHALLION WARD	02-02	Utility Area	02-02-02	NCH-02-SCH-004	Equipment Bay L	-	2.50	2.70	0.20	8.0
02	SCHIEHALLION WARD	02-02	Utility Area	02-02-02		Sub Department Area		63.0	80.2	17.2	27.3
02	SCHIEHALLION WARD	02-02	Utility Area	02-02-02		Circulation		0.0	0.0	0.0	
02	SCHIEHALLION WARD	02-02	Utility Area	02-02-02		Sub Department Area Total		63.0	80.2	17.2	27.3

Building	NCH - Childrens
Floor	Second Floor
Iteration	31/07/2010

Floor	Department	Dep Number	Sub Department	Sub Dep Number	Room Number	Room Name	Category - area included as circulation marked *	Required Area m²	Designed Area m²	Variance from Briefed Area in m²	Variance from Briefed Area as a %
02	SCHIEHALLION WARD	02-02	Patient Support Area	02-02-03	NCH-02-SCH-029	Parking bay:Equipment	-	5.00	4.10	-0.90	-18.0
02	SCHIEHALLION WARD	02-02	Patient Support Area	02-02-03	NCH-02-SCH-091	Corridor	*-	0.00	39.70	39.70	100.0
02	SCHIEHALLION WARD	02-02	Patient Support Area	02-02-03	NCH-02-SCH-006	Office: 1 staff	-	9.00	9.50	0.50	5.6
02	SCHIEHALLION WARD	02-02	Patient Support Area	02-02-03	NCH-02-SCH-063	Treatment room: child	-	16.50	16.50	0.00	0.0
02	SCHIEHALLION WARD	02-02	Patient Support Area	02-02-03	NCH-02-SCH-021	Chemotherapy Room	-	12.00	10.40	-1.60	-13.3
02	SCHIEHALLION WARD	02-02	Patient Support Area	02-02-03	NCH-02-SCH-077	School Room	-	12.00	13.70	1.70	14.2
02	SCHIEHALLION WARD	02-02	Patient Support Area	02-02-03	NCH-02-SCH-062	Play Room	-	25.00	25.00	0.00	0.0
02	SCHIEHALLION WARD	02-02	Patient Support Area	02-02-03	NCH-02-SCH-003	Interview & counselling room: 5 persons	-	9.00	8.90	-0.10	-1.1
02	SCHIEHALLION WARD	02-02	Patient Support Area	02-02-03	NCH-02-SCH-090	Pantry: serving ward	-	12.00	12.00	0.00	0.0
02	SCHIEHALLION WARD	02-02	Patient Support Area	02-02-03	NCH-02-SCH-035	Ward Food trolley parking bay	-	1.50	1.60	0.10	6.7
02	SCHIEHALLION WARD	02-02	Patient Support Area	02-02-03	NCH-02-SCH-037	WC & handwash: ambulant - staff	-	2.00	2.60	0.60	30.0
02	SCHIEHALLION WARD	02-02	Patient Support Area	02-02-03	NCH-02-SCH-088	Data Management & BMT Compliance Office	-	18.00	16.20	-1.80	-10.0
02	SCHIEHALLION WARD	02-02	Patient Support Area	02-02-03	NCH-02-SCH-089	Interview & counselling room: 5 persons	-	9.00	9.00	0.00	0.0
02	SCHIEHALLION WARD	02-02	Patient Support Area	02-02-03	NCH-02-SCH-078	Senior Medical Staff Office	-	10.00	10.70	0.70	7.0
02	SCHIEHALLION WARD	02-02	Patient Support Area	02-02-03	NCH-02-SCH-024	Store Room	-	5.00	5.00	0.00	0.0
02	SCHIEHALLION WARD	02-02	Patient Support Area	02-02-03		Sub Department Area		146.0	145.2	-0.8	-0.5
02	SCHIEHALLION WARD	02-02	Patient Support Area	02-02-03		Circulation		0.0	39.7	39.7	
02	SCHIEHALLION WARD	02-02	Patient Support Area	02-02-03		Sub Department Area Total		146.0	184.9	38.9	26.6
02	SCHIEHALLION WARD	02-02	Radiotherapy Treatment Suite	02-02-04	NCH-02-SCH-083	Secure shielded ante-room for storage of radioisotope/radioactive injection rig/radioactive waste	-	10.00	7.80	-2.20	-22.0
02	SCHIEHALLION WARD	02-02	Radiotherapy Treatment Suite	02-02-04	NCH-02-SCH-082	Radiation shielded toilet/shower (and drain)	-	4.50	4.50	0.00	0.0
02	SCHIEHALLION WARD	02-02	Radiotherapy Treatment Suite	02-02-04	NCH-02-SCH-084	Radiation shielded controlled lobby	-	6.00	6.00	0.00	0.0
02	SCHIEHALLION WARD	02-02	Radiotherapy Treatment Suite	02-02-04	NCH-02-SCH-080	Adjoining relatives bed space	-	16.00	7.00	-9.00	-56.3
02	SCHIEHALLION WARD	02-02	Radiotherapy Treatment Suite	02-02-04	NCH-02-SCH-085	Ensuite bathroom for relatives	-	6.00	6.00	0.00	0.0
02	SCHIEHALLION WARD	02-02	Radiotherapy Treatment Suite	02-02-04	NCH-02-SCH-081	Radiation shielded patient bedroom	-	20.00	20.70	0.70	3.5
02	SCHIEHALLION WARD	02-02	Radiotherapy Treatment Suite	02-02-04		Sub Department Area		62.5	51.9	-10.6	-17.0
02	SCHIEHALLION WARD	02-02	Radiotherapy Treatment Suite	02-02-04		Circulation		0.0	0.0	0.0	
02	SCHIEHALLION WARD	02-02	Radiotherapy Treatment Suite	02-02-04		Sub Department Area Total		62.5	51.9	-10.6	-17.0
02	SCHIEHALLION WARD	02-02	Teenage Cancer Trust Accomodation	02-02-05	NCH-02-TCT-007	Single bedroom: Children/young people; with relatives overnight stay	-	16.50	16.50	0.00	0.0
02	SCHIEHALLION WARD	02-02	Teenage Cancer Trust Accomodation	02-02-05	NCH-02-TCT-005	Shower; WC & wash: accessible; wheelchair assisted	-	4.50	4.50	0.00	0.0
02	SCHIEHALLION WARD	02-02	Teenage Cancer Trust Accomodation	02-02-05	NCH-02-TCT-009	Shower; WC & wash: accessible; wheelchair assisted	-	4.50	4.50	0.00	0.0
02	SCHIEHALLION WARD	02-02	Teenage Cancer Trust Accomodation	02-02-05	NCH-02-TCT-004	Shower; WC & wash: accessible; wheelchair assisted	-	4.50	4.50	0.00	0.0
02	SCHIEHALLION WARD	02-02	Teenage Cancer Trust Accomodation	02-02-05	NCH-02-TCT-010	Single bedroom: Children/young people; with relatives overnight stay	-	16.50	20.80	4.30	26.1
02	SCHIEHALLION WARD	02-02	Teenage Cancer Trust Accomodation	02-02-05	NCH-02-TCT-002	Contingency	-	50.00	49.00	-1.00	-2.0
02	SCHIEHALLION WARD	02-02	Teenage Cancer Trust Accomodation	02-02-05	NCH-02-TCT-008	Shower; WC & wash: accessible; wheelchair assisted	-	4.50	4.50	0.00	0.0
02	SCHIEHALLION WARD	02-02	Teenage Cancer Trust Accomodation	02-02-05	NCH-02-TCT-001	Corridor	*-	0.00	40.00	40.00	100.0
02	SCHIEHALLION WARD	02-02	Teenage Cancer Trust Accomodation	02-02-05	NCH-02-TCT-003	Single bedroom: Children/young people; with relatives overnight stay	-	16.50	16.50	0.00	0.0
02	SCHIEHALLION WARD	02-02	Teenage Cancer Trust Accomodation	02-02-05	NCH-02-TCT-006	Single bedroom: Children/young people; with relatives overnight stay	-	16.50	16.50	0.00	0.0
02	SCHIEHALLION WARD	02-02	Teenage Cancer Trust Accomodation	02-02-05		Sub Department Area		134.0	137.5	3.5	2.6
02	SCHIEHALLION WARD	02-02	Teenage Cancer Trust Accomodation	02-02-05		Circulation		0.0	40.0	40.0	
02	SCHIEHALLION WARD	02-02	Teenage Cancer Trust Accomodation	02-02-05		Sub Department Area Total		134.0	177.5	43.5	32.5
02	**SCHIEHALLION WARD**	**02-02**	**Totals**			**Department Area Total incl. 30% circulation allowance**		**1224.0**	**1281.3**	**57.3**	**4.7**

Building	NCH - Childrens
Floor	Second Floor
Iteration	31/07/2010

Floor	Department	Dep Number	Sub Department	Sub Dep Number	Room Number	Room Name	Category - area included as circulation marked *	Required Area m²	Designed Area m²	Variance from Briefed Area in m²	Variance from Briefed Area as a %
02	DAY CASE UNIT	02-03	Day Unit	02-03-01	NCH-02-DCU-004	Waiting/Play area	-	20.00	21.10	1.10	5.5
02	DAY CASE UNIT	02-03	Day Unit	02-03-01	NCH-02-DCU-002	Corridor	*-	0.00	88.10	88.10	100.0
02	DAY CASE UNIT	02-03	Day Unit	02-03-01	NCH-02-DCU-018	Dirty utility: bedpan disposal & urine test	-	12.00	12.70	0.70	5.8
02	DAY CASE UNIT	02-03	Day Unit	02-03-01	NCH-02-DCU-022	Clean Utility	-	14.00	15.90	1.90	13.6
02	DAY CASE UNIT	02-03	Day Unit	02-03-01	NCH-02-DCU-026	Office Area with workstations (x4)	-	16.00	19.90	3.90	24.4
02	DAY CASE UNIT	02-03	Day Unit	02-03-01	NCH-02-DCU-010	Interview Room	-	9.00	9.10	0.10	1.1
02	DAY CASE UNIT	02-03	Day Unit	02-03-01	NCH-02-DCU-016	Disposal Hold	-	10.00	10.10	0.10	1.0
02	DAY CASE UNIT	02-03	Day Unit	02-03-01	NCH-02-DCU-003	Managers Office	-	9.00	10.20	1.20	13.3
02	DAY CASE UNIT	02-03	Day Unit	02-03-01	NCH-02-DCU-005	Disabled WC	-	4.50	4.60	0.10	2.2
02	DAY CASE UNIT	02-03	Day Unit	02-03-01	NCH-02-DCU-008	Patient WC	-	2.50	3.80	1.30	52.0
02	DAY CASE UNIT	02-03	Day Unit	02-03-01	NCH-02-DCU-007	Day Stay Ward	-	68.00	69.60	1.60	2.4
02	DAY CASE UNIT	02-03	Day Unit	02-03-01	NCH-02-DCU-025	Haemophilia Unit Office (2 Person)	-	12.00	13.80	1.80	15.0
02	DAY CASE UNIT	02-03	Day Unit	02-03-01	NCH-02-DCU-014	Lobby	*-	0.00	7.50	7.50	100.0
02	DAY CASE UNIT	02-03	Day Unit	02-03-01	NCH-02-DCU-017	Patient WC	-	2.50	2.80	0.30	12.0
02	DAY CASE UNIT	02-03	Day Unit	02-03-01	NCH-02-DCU-001	Reception	-	5.00	5.60	0.60	12.0
02	DAY CASE UNIT	02-03	Day Unit	02-03-01	NCH-02-DCU-023	Consult/Exam/Treatment Room	-	16.50	17.50	1.00	6.1
02	DAY CASE UNIT	02-03	Day Unit	02-03-01	NCH-02-DCU-027	Mechanical Riser M32	-	0.00	12.50	12.50	100.0
02	DAY CASE UNIT	02-03	Day Unit	02-03-01	NCH-02-DCU-028	Electrical Cupboard	-	0.00	1.40	1.40	100.0
02	DAY CASE UNIT	02-03	Day Unit	02-03-01	NCH-02-DCU-013	Staff WC	-	2.00	2.50	0.50	25.0
02	DAY CASE UNIT	02-03	Day Unit	02-03-01	NCH-02-DCU-021	Consult/Exam/Treatment Room	-	16.50	17.60	1.10	6.7
02	DAY CASE UNIT	02-03	Day Unit	02-03-01	NCH-02-DCU-020	Consult/Exam/Treatment Room	-	16.50	17.60	1.10	6.7
02	DAY CASE UNIT	02-03	Day Unit	02-03-01	NCH-02-DCU-019	Consult/Exam/Treatment Room	-	16.50	17.60	1.10	6.7
02	DAY CASE UNIT	02-03	Day Unit	02-03-01	NCH-02-DCU-009	Patient WC	-	2.50	3.80	1.30	52.0
02	DAY CASE UNIT	02-03	Day Unit	02-03-01	NCH-02-DCU-015	Store: general	-	5.00	6.00	1.00	20.0
02	DAY CASE UNIT	02-03	Day Unit	02-03-01	NCH-02-DCU-006	Equipment Bay L	-	2.50	3.40	0.90	36.0
02	DAY CASE UNIT	02-03	Day Unit	02-03-01	NCH-02-DCU-011	BMT Day Stay Ward	-	36.00	38.50	2.50	6.9
02	DAY CASE UNIT	02-03	Day Unit	02-03-01	NCH-02-DCU-012	BMT Waiting Area	-	9.00	13.70	4.70	52.2
02	DAY CASE UNIT	02-03	Day Unit	02-03-01	NCH-02-DCU-024	Haemophilia Unit Consult/Exam/Treatment Room	-	16.50	17.50	1.00	6.1
02	DAY CASE UNIT	02-03	Day Unit	02-03-01		Sub Department Area		324.0	368.8	44.8	13.8
02	DAY CASE UNIT	02-03	Day Unit	02-03-01		Circulation		0.0	95.6	95.6	
02	DAY CASE UNIT	02-03	Day Unit	02-03-01		Sub Department Area Total		324.0	464.4	140.4	43.3
02	**DAY CASE UNIT**	**02-03**	**Totals**			**Department Area Total incl. 30% circulation allowance**		**421.2**	**464.4**	**43.2**	**10.3**

Building	NCH - Childrens
Floor	Second Floor
Iteration	31/07/2010

Floor	Department	Dep Number	Sub Department	Sub Dep Number	Room Number	Room Name	Category - area included as circulation marked *	Required Area m²	Designed Area m²	Variance from Briefed Area in m²	Variance from Briefed Area as a %
02	ASEPTIC SUITE	02-04	Aseptic Suite	02-04-01	NCH-02-ASU-024	Support room	-	0.00	23.20	23.20	100.0
02	ASEPTIC SUITE	02-04	Aseptic Suite	02-04-01	NCH-02-ASU-002	Change	-	6.20	4.30	-1.90	-30.6
02	ASEPTIC SUITE	02-04	Aseptic Suite	02-04-01	NCH-02-ASU-027	Change	-	6.20	4.50	-1.70	-27.4
02	ASEPTIC SUITE	02-04	Aseptic Suite	02-04-01	NCH-02-ASU-039	Change	-	6.20	8.30	2.10	33.9
02	ASEPTIC SUITE	02-04	Aseptic Suite	02-04-01	NCH-02-ASU-026	Change	-	6.20	3.40	-2.80	-45.2
02	ASEPTIC SUITE	02-04	Aseptic Suite	02-04-01	NCH-02-ASU-004	Support room	-	0.00	24.60	24.60	100.0
02	ASEPTIC SUITE	02-04	Aseptic Suite	02-04-01	NCH-02-ASU-017	Change	-	6.20	3.40	-2.80	-45.2
02	ASEPTIC SUITE	02-04	Aseptic Suite	02-04-01	NCH-02-ASU-018	Change	-	0.00	3.40	3.40	100.0
02	ASEPTIC SUITE	02-04	Aseptic Suite	02-04-01	NCH-02-ASU-029	Lobby	-	6.50	4.20	-2.30	-35.4
02	ASEPTIC SUITE	02-04	Aseptic Suite	02-04-01	NCH-02-ASU-005	Isolators	-	33.90	27.50	-6.40	-18.9
02	ASEPTIC SUITE	02-04	Aseptic Suite	02-04-01	NCH-02-ASU-030	Lobby	-	6.50	4.80	-1.70	-26.2
02	ASEPTIC SUITE	02-04	Aseptic Suite	02-04-01	NCH-02-ASU-016	Change	-	6.20	4.50	-1.70	-27.4
02	ASEPTIC SUITE	02-04	Aseptic Suite	02-04-01	NCH-02-ASU-032	Lam flow	-	20.40	25.50	5.10	25.0
02	ASEPTIC SUITE	02-04	Aseptic Suite	02-04-01	NCH-02-ASU-034	Cold store	-	5.00	8.10	3.10	62.0
02	ASEPTIC SUITE	02-04	Aseptic Suite	02-04-01	NCH-02-ASU-037	Product release area	-	33.30	16.50	-16.80	-50.5
02	ASEPTIC SUITE	02-04	Aseptic Suite	02-04-01	NCH-02-ASU-028	Change	-	6.20	4.50	-1.70	-27.4
02	ASEPTIC SUITE	02-04	Aseptic Suite	02-04-01	NCH-02-ASU-014	Change	-	6.20	4.50	-1.70	-27.4
02	ASEPTIC SUITE	02-04	Aseptic Suite	02-04-01	NCH-02-ASU-040	Lobby	-	6.50	3.60	-2.90	-44.6
02	ASEPTIC SUITE	02-04	Aseptic Suite	02-04-01	NCH-02-ASU-003	Change	-	6.20	4.30	-1.90	-30.6
02	ASEPTIC SUITE	02-04	Aseptic Suite	02-04-01	NCH-02-ASU-006	Change	-	6.20	3.70	-2.50	-40.3
02	ASEPTIC SUITE	02-04	Aseptic Suite	02-04-01	NCH-02-ASU-010	Main office	-	0.00	19.90	19.90	100.0
02	ASEPTIC SUITE	02-04	Aseptic Suite	02-04-01	NCH-02-ASU-031	Lam flow- type II	-	20.40	20.40	0.00	0.0
02	ASEPTIC SUITE	02-04	Aseptic Suite	02-04-01	NCH-02-ASU-023	Support room	-	0.00	23.20	23.20	100.0
02	ASEPTIC SUITE	02-04	Aseptic Suite	02-04-01	NCH-02-ASU-036	wc/change	-	4.50	5.70	1.20	26.7
02	ASEPTIC SUITE	02-04	Aseptic Suite	02-04-01	NCH-02-ASU-022	Lam flow	-	20.00	25.50	5.50	27.5
02	ASEPTIC SUITE	02-04	Aseptic Suite	02-04-01	NCH-02-ASU-019	Lam flow- type II	-	20.40	20.40	0.00	0.0
02	ASEPTIC SUITE	02-04	Aseptic Suite	02-04-01	NCH-02-ASU-033	Store	-	12.00	11.80	-0.20	-1.7
02	ASEPTIC SUITE	02-04	Aseptic Suite	02-04-01	NCH-02-ASU-035	Waste store	-	8.00	9.10	1.10	13.8
02	ASEPTIC SUITE	02-04	Aseptic Suite	02-04-01	NCH-02-ASU-007	Change	-	6.20	4.30	-1.90	-30.6
02	ASEPTIC SUITE	02-04	Aseptic Suite	02-04-01	NCH-02-ASU-008	Primary storage	-	39.80	21.80	-18.00	-45.2
02	ASEPTIC SUITE	02-04	Aseptic Suite	02-04-01	NCH-02-ASU-038	Office	-	16.00	10.20	-5.80	-36.3
02	ASEPTIC SUITE	02-04	Aseptic Suite	02-04-01	NCH-02-ASU-001	Mechanical Riser M17	-	0.00	12.50	12.50	100.0
02	ASEPTIC SUITE	02-04	Aseptic Suite	02-04-01	NCH-02-ASU-041	Lobby	-	6.50	5.10	-1.40	-21.5
02	ASEPTIC SUITE	02-04	Aseptic Suite	02-04-01	NCH-02-ASU-011	Office	-	16.00	8.00	-8.00	-50.0
02	ASEPTIC SUITE	02-04	Aseptic Suite	02-04-01	NCH-02-ASU-025	Change	-	6.20	3.40	-2.80	-45.2
02	ASEPTIC SUITE	02-04	Aseptic Suite	02-04-01	NCH-02-ASU-021	Electrical Cupboard	-	0.00	1.40	1.40	100.0
02	ASEPTIC SUITE	02-04	Aseptic Suite	02-04-01	NCH-02-ASU-042	Corridor	*-	0.00	105.40	105.40	100.0
02	ASEPTIC SUITE	02-04	Aseptic Suite	02-04-01	NCH-02-ASU-020	Lobby	-	6.50	4.80	-1.70	-26.2
02	ASEPTIC SUITE	02-04	Aseptic Suite	02-04-01	NCH-02-ASU-015	Lobby	-	6.50	4.20	-2.30	-35.4
02	ASEPTIC SUITE	02-04	Aseptic Suite	02-04-01	NCH-02-ASU-009	Cold store	-	5.00	12.00	7.00	140.0
02	ASEPTIC SUITE	02-04	Aseptic Suite	02-04-01		Sub Department Area		368.3	410.2	41.9	11.4
02	ASEPTIC SUITE	02-04	Aseptic Suite	02-04-01		Circulation		0.0	105.4	105.4	
02	ASEPTIC SUITE	02-04	Aseptic Suite	02-04-01		Sub Department Area Total		368.3	515.6	147.3	40.0
02	**ASEPTIC SUITE**	**02-04**	**Totals**			**Department Area Total incl. 30% circulation allowance**		**520.0**	**515.6**	**-4.4**	**-0.8**

Building	NCH - Childrens
Floor	Second Floor
Iteration	31/07/2010

Floor	Department	Dep Number	Sub Department	Sub Dep Number	Room Number	Room Name	Category - area included as circulation marked *	Required Area m²	Designed Area m²	Variance from Briefed Area in m²	Variance from Briefed Area as a %
02	SCHIEHALLION & ARU SUPPORT	02-05	Staff Offices; Workstations; Education & Support	02-05-01	NCH-02-AFD-012	Workstations x 6	-	24.00	24.30	0.30	1.3
02	SCHIEHALLION & ARU SUPPORT	02-05	Staff Offices; Workstations; Education & Support	02-05-01	- -	Workstations x 6	-	24.00	0.00	-24.00	-100.0
02	SCHIEHALLION & ARU SUPPORT	02-05	Staff Offices; Workstations; Education & Support	02-05-01	NCH-02-ARU-062	Medicines Management	-	15.00	15.00	0.00	0.0
02	SCHIEHALLION & ARU SUPPORT	02-05	Staff Offices; Workstations; Education & Support	02-05-01		Sub Department Area		63.0	39.3	-23.7	-37.6
02	SCHIEHALLION & ARU SUPPORT	02-05	Staff Offices; Workstations; Education & Support	02-05-01		Circulation		0.0	0.0	0.0	
02	SCHIEHALLION & ARU SUPPORT	02-05	Staff Offices; Workstations; Education & Support	02-05-01		Sub Department Area Total		63.0	39.3	-23.7	-37.6
02	SCHIEHALLION & ARU SUPPORT	02-05	Shared FM & Other Support	02-05-02	NCH-02-ARU-063	Staff Rest with beverage point	-	15.00	15.00	0.00	0.0
02	SCHIEHALLION & ARU SUPPORT	02-05	Shared FM & Other Support	02-05-02	NCH-02-ARU-068	WC & handwash: ambulant - staff	-	2.50	4.80	2.30	92.0
02	SCHIEHALLION & ARU SUPPORT	02-05	Shared FM & Other Support	02-05-02	NCH-02-AFD-009	Seminar Room	-	28.00	30.10	2.10	7.5
02	SCHIEHALLION & ARU SUPPORT	02-05	Shared FM & Other Support	02-05-02	NCH-02-ARU-067	WC & handwash: ambulant - staff	-	2.50	4.80	2.30	92.0
02	SCHIEHALLION & ARU SUPPORT	02-05	Shared FM & Other Support	02-05-02	NCH-02-ARU-001	Regeneration Kitchen & Wash up (Check with FM)	-	30.00	26.80	-3.20	-10.7
02	SCHIEHALLION & ARU SUPPORT	02-05	Shared FM & Other Support	02-05-02	NCH-02-AFD-008	Hospital at Night Office	-	12.00	13.20	1.20	10.0
02	SCHIEHALLION & ARU SUPPORT	02-05	Shared FM & Other Support	02-05-02	NCH-02-ARU-064	Disposal Hold & Recycling Point	-	10.00	10.30	0.30	3.0
02	SCHIEHALLION & ARU SUPPORT	02-05	Shared FM & Other Support	02-05-02		Sub Department Area		100.0	105.0	5.0	5.0
02	SCHIEHALLION & ARU SUPPORT	02-05	Shared FM & Other Support	02-05-02		Circulation		0.0	0.0	0.0	
02	SCHIEHALLION & ARU SUPPORT	02-05	Shared FM & Other Support	02-05-02		Sub Department Area Total		100.0	105.0	5.0	5.0
02	**SCHIEHALLION & ARU SUPPORT**	**02-05**	**Totals**			**Department Area Total incl. 30% circulation allowance**		**130.0**	**105.0**	**-25.0**	**-19.2**

Building	NCH - Childrens
Floor	Second Floor
Iteration	31/07/2010

Floor	Department	Dep Number	Sub Department	Sub Dep Number	Room Number	Room Name	Category - area included as circulation marked *	Required Area m²	Designed Area m²	Variance from Briefed Area in m²	Variance from Briefed Area as a %
02	ANAESTHETIC FACILITIES	02-06	Anaesthetic Department Facilities	02-06-01	NCH-02-AFD-017	Office: 2 staff	-	13.00	13.00	0.00	0.0
02	ANAESTHETIC FACILITIES	02-06	Anaesthetic Department Facilities	02-06-01	NCH-02-AFD-016	Office: 2 staff	-	13.00	13.00	0.00	0.0
02	ANAESTHETIC FACILITIES	02-06	Anaesthetic Department Facilities	02-06-01	NCH-02-AFD-025	Riser RE12	-	0.00	3.80	3.80	100.0
02	ANAESTHETIC FACILITIES	02-06	Anaesthetic Department Facilities	02-06-01	- -	WC	-	2.00	0.00	-2.00	-100.0
02	ANAESTHETIC FACILITIES	02-06	Anaesthetic Department Facilities	02-06-01	NCH-02-AFD-011	Corridor	*-	0.00	15.40	15.40	100.0
02	ANAESTHETIC FACILITIES	02-06	Anaesthetic Department Facilities	02-06-01	NCH-02-AFD-023	Cleaners Room	-	7.00	7.60	0.60	8.6
02	ANAESTHETIC FACILITIES	02-06	Anaesthetic Department Facilities	02-06-01	NCH-02-AFD-010	Electrical Cupboard	-	0.00	1.40	1.40	100.0
02	ANAESTHETIC FACILITIES	02-06	Anaesthetic Department Facilities	02-06-01	NCH-02-AFD-004	Office: 2 staff	-	13.00	12.00	-1.00	-7.7
02	ANAESTHETIC FACILITIES	02-06	Anaesthetic Department Facilities	02-06-01	- -	WC	-	2.00	0.00	-2.00	-100.0
02	ANAESTHETIC FACILITIES	02-06	Anaesthetic Department Facilities	02-06-01	NCH-02-AFD-015	Office: 2 staff	-	13.00	13.00	0.00	0.0
02	ANAESTHETIC FACILITIES	02-06	Anaesthetic Department Facilities	02-06-01	NCH-02-AFD-006	Clinical Director s Office	-	14.00	14.60	0.60	4.3
02	ANAESTHETIC FACILITIES	02-06	Anaesthetic Department Facilities	02-06-01	NCH-02-AFD-018	Office: 2 staff	-	13.00	13.00	0.00	0.0
02	ANAESTHETIC FACILITIES	02-06	Anaesthetic Department Facilities	02-06-01	NCH-02-AFD-024	Corridor	*-	0.00	51.40	51.40	100.0
02	ANAESTHETIC FACILITIES	02-06	Anaesthetic Department Facilities	02-06-01	NCH-02-AFD-003	Office: 2 staff	-	13.00	12.00	-1.00	-7.7
02	ANAESTHETIC FACILITIES	02-06	Anaesthetic Department Facilities	02-06-01	NCH-02-AFD-014	Office: 2 staff	-	13.00	13.00	0.00	0.0
02	ANAESTHETIC FACILITIES	02-06	Anaesthetic Department Facilities	02-06-01	NCH-02-AFD-007	Office: 8 staff	-	40.00	39.00	-1.00	-2.5
02	ANAESTHETIC FACILITIES	02-06	Anaesthetic Department Facilities	02-06-01	NCH-02-AFD-005	Office: 2 staff	-	13.00	12.00	-1.00	-7.7
02	ANAESTHETIC FACILITIES	02-06	Anaesthetic Department Facilities	02-06-01	- -	WC & handwash: accessible; wheelchair assisted	-	4.50	0.00	-4.50	-100.0
02	ANAESTHETIC FACILITIES	02-06	Anaesthetic Department Facilities	02-06-01	NCH-02-AFD-021	Office - Pain Team	-	15.00	14.80	-0.20	-1.3
02	ANAESTHETIC FACILITIES	02-06	Anaesthetic Department Facilities	02-06-01	NCH-02-AFD-002	Office: 2 staff	-	13.00	12.00	-1.00	-7.7
02	ANAESTHETIC FACILITIES	02-06	Anaesthetic Department Facilities	02-06-01	NCH-02-AFD-013	Library & study room: 10 persons	-	30.00	32.80	2.80	9.3
02	ANAESTHETIC FACILITIES	02-06	Anaesthetic Department Facilities	02-06-01	NCH-02-AFD-022	WC - Disabled	-	4.50	4.60	0.10	2.2
02	ANAESTHETIC FACILITIES	02-06	Anaesthetic Department Facilities	02-06-01	NCH-02-AFD-020	Store: general & stationery	-	18.00	18.60	0.60	3.3
02	ANAESTHETIC FACILITIES	02-06	Anaesthetic Department Facilities	02-06-01	NCH-02-AFD-001	Office: 2 staff	-	13.00	11.20	-1.80	-13.8
02	ANAESTHETIC FACILITIES	02-06	Anaesthetic Department Facilities	02-06-01		Sub Department Area		267.0	261.5	-5.5	-2.1
02	ANAESTHETIC FACILITIES	02-06	Anaesthetic Department Facilities	02-06-01		Circulation		0.0	66.7	66.7	
02	ANAESTHETIC FACILITIES	02-06	Anaesthetic Department Facilities	02-06-01		Sub Department Area Total		267.0	328.2	61.2	22.9
02	**ANAESTHETIC FACILITIES**	**02-06**	**Totals**			**Department Area Total incl. 30% circulation allowance**		**347.1**	**328.2**	**-18.9**	**-5.4**

Building	NCH - Childrens
Floor	Second Floor
Iteration	31/07/2010

Floor	Department	Dep Number	Sub Department	Sub Dep Number	Room Number	Room Name	Category - area included as circulation marked *	Required Area m²	Designed Area m²	Variance from Briefed Area in m²	Variance from Briefed Area as a %
02	TRANSPORT BASE	02-07	Childrens Transport Base	02-07-01	NCH-02-TBS-001	Transport Base	-	0.00	75.00	75.00	100.0
02	TRANSPORT BASE	02-07	Childrens Transport Base	02-07-01		Sub Department Area		0.0	75.0	75.0	100.0
02	TRANSPORT BASE	02-07	Childrens Transport Base	02-07-01		Circulation		0.0	0.0	0.0	
02	TRANSPORT BASE	02-07	Childrens Transport Base	02-07-01		Sub Department Area Total		0.0	75.0	75.0	100.0
02	**TRANSPORT BASE**	**02-07**	**Totals**			**Department Area Total incl. 30% circulation allowance**		**0.0**	**75.0**	**75.0**	**100.0**

Building	NCH - Childrens
Floor	Second Floor
Iteration	31/07/2010

Floor	Department	Dep Number	Sub Department	Sub Dep Number	Room Number	Room Name	Category - area included as circulation marked *	Required Area m²	Designed Area m²	Variance from Briefed Area in m²	Variance from Briefed Area as a %
02	EMERGENCY LINEN	02-08	Emergency Linen	02-08-01	NCH-02-FMC2-007	Emergency Linen	-	70.00	89.80	19.80	28.3
02	EMERGENCY LINEN	02-08	Emergency Linen	02-08-01		Sub Department Area		70.0	89.8	19.8	28.3
02	EMERGENCY LINEN	02-08	Emergency Linen	02-08-01		Circulation		0.0	0.0	0.0	
02	EMERGENCY LINEN	02-08	Emergency Linen	02-08-01		Sub Department Area Total		70.0	89.8	19.8	28.3
02	**EMERGENCY LINEN**	**02-08**	**Totals**			**Department Area Total incl. 30% circulation allowance**		**91.0**	**89.8**	**-1.2**	**100.0**

Building	NCH - Childrens
Floor	Second Floor
Iteration	31/07/2010

Floor	Department	Dep Number	Sub Department	Sub Dep Number	Room Number	Room Name	Category - area included as circulation marked *	Required Area m²	Designed Area m²	Variance from Briefed Area in m²	Variance from Briefed Area as a %
02	TELEPHONE SERVICES	02-09	Telephone Services	02-09-01	NCH-02-TPS-001	Telephone Services	-	0.00	150.70	150.70	100.0
02	TELEPHONE SERVICES	02-09	Telephone Services	02-09-01	NCH-02-TPS-003	Riser	-	0.00	12.80	12.80	100.0
02	TELEPHONE SERVICES	02-09	Telephone Services	02-09-01	NCH-02-TPS-002	Riser	-	0.00	8.30	8.30	100.0
02	TELEPHONE SERVICES	02-09	Telephone Services	02-09-01		Sub Department Area		0.0	171.8	171.8	100.0
02	TELEPHONE SERVICES	02-09	Telephone Services	02-09-01		Circulation		0.0	0.0	0.0	
02	TELEPHONE SERVICES	02-09	Telephone Services	02-09-01		Sub Department Area Total		0.0	171.8	171.8	100.0
02	**TELEPHONE SERVICES**	**02-09**	**Totals**			**Department Area Total incl. 30% circulation allowance**		**0.0**	**171.8**	**171.8**	**100.0**

Building	NCH - Childrens
Floor	Second Floor
Iteration	31/07/2010

Floor	Department	Dep Number	Sub Department	Sub Dep Number	Room Number	Room Name	Category - area included as circulation marked *	Required Area m²	Designed Area m²	Variance from Briefed Area in m²	Variance from Briefed Area as a %
02	PLANT	02-10	Plant	02-10-01	1	Plant	-	0.00	55.20	55.20	100.0
02	PLANT	02-10	Plant	02-10-01	1	Riser	-	0.00	15.10	15.10	100.0
02	PLANT	02-10	Plant	02-10-01		Sub Department Area		0.0	70.3	70.3	100.0
02	PLANT	02-10	Plant	02-10-01		Circulation		0.0	0.0	0.0	
02	PLANT	02-10	Plant	02-10-01		Sub Department Area Total		0.0	70.3	70.3	100.0
02	**PLANT**	**02-10**	**Totals**			**Department Area Total incl. 30% circulation allowance**		**0.0**	**70.3**	**70.3**	**100.0**

Building	NCH - Childrens
Floor	Second Floor
Iteration	31/07/2010

Floor	Department	Dep Number	Sub Department	Sub Dep Number	Room Number	Room Name	Category - area included as circulation marked *	Required Area m²	Designed Area m²	Variance from Briefed Area in m²	Variance from Briefed Area as a %
02	SECOND FLOOR FM FACILITIES	02-11	Second Floor FM Facilities	02-11-01	NCH-02-FMC2-004	Core K Clean Hold	-	0.00	8.30	8.30	100.0
02	SECOND FLOOR FM FACILITIES	02-11	Second Floor FM Facilities	02-11-01	NCH-02-FMC2-006	Core K IT Hub	-	0.00	9.20	9.20	100.0
02	SECOND FLOOR FM FACILITIES	02-11	Second Floor FM Facilities	02-11-01	NCH-02-FMC2-002	Core H Dirty Hold	-	0.00	8.10	8.10	100.0
02	SECOND FLOOR FM FACILITIES	02-11	Second Floor FM Facilities	02-11-01	NCH-02-FMC2-003	Core H IT Hub	-	0.00	9.20	9.20	100.0
02	SECOND FLOOR FM FACILITIES	02-11	Second Floor FM Facilities	02-11-01	NCH-02-FMC2-001	Core H Clean Hold	-	0.00	8.30	8.30	100.0
02	SECOND FLOOR FM FACILITIES	02-11	Second Floor FM Facilities	02-11-01		Sub Department Area		0.0	51.6	51.6	100.0
02	SECOND FLOOR FM FACILITIES	02-11	Second Floor FM Facilities	02-11-01		Circulation		0.0	0.0	0.0	
02	SECOND FLOOR FM FACILITIES	02-11	Second Floor FM Facilities	02-11-01		Sub Department Area Total		0.0	51.6	51.6	100.0
02	**SECOND FLOOR FM FACILITIES**	**02-11**	**Totals**			**Department Area Total incl. 30% circulation allowance**		**0.0**	**51.6**	**51.6**	**100.0**

Building	NCH - Childrens
Floor	Second Floor
Iteration	31/07/2010

Floor	Department	Dep Number	Sub Department	Sub Dep Number	Room Number	Room Name	Category - area included as circulation marked *	Required Area m²	Designed Area m²	Variance from Briefed Area in m²	Variance from Briefed Area as a %
02	SECOND FLOOR COMMUNICATION	02-12	Second Floor Communications	02-12-01	NCH-02-CC2-016	Core H Bed/Patient Lift Lobby	*-	0.00	29.50	29.50	100.0
02	SECOND FLOOR COMMUNICATION	02-12	Second Floor Communications	02-12-01	NCH-02-CC2-018	Core H Bed/Patient Lift	*-	0.00	11.70	11.70	100.0
02	SECOND FLOOR COMMUNICATION	02-12	Second Floor Communications	02-12-01	NCH-02-CC2-037	Core L Stair	*-	0.00	42.40	42.40	100.0
02	SECOND FLOOR COMMUNICATION	02-12	Second Floor Communications	02-12-01	NCH-02-CC2-007	Hospital Street	*-	0.00	407.70	407.70	100.0
02	SECOND FLOOR COMMUNICATION	02-12	Second Floor Communications	02-12-01	NCH-02-CC2-045	Core J Public Lift	*-	0.00	6.10	6.10	100.0
02	SECOND FLOOR COMMUNICATION	02-12	Second Floor Communications	02-12-01	NCH-02-CC2-053	Hospital Street	*-	0.00	51.60	51.60	100.0
02	SECOND FLOOR COMMUNICATION	02-12	Second Floor Communications	02-12-01	NCH-02-CC2-019	Hospital Street	*-	0.00	164.00	164.00	100.0
02	SECOND FLOOR COMMUNICATION	02-12	Second Floor Communications	02-12-01	NCH-02-CC2-011	Core H FM Lift Lobby	*-	0.00	24.20	24.20	100.0
02	SECOND FLOOR COMMUNICATION	02-12	Second Floor Communications	02-12-01	NCH-02-CC2-017	Core H Bed/Patient Lift	*-	0.00	11.70	11.70	100.0
02	SECOND FLOOR COMMUNICATION	02-12	Second Floor Communications	02-12-01	NCH-02-CC2-010	Core H FM Clean Lifts	*-	0.00	11.70	11.70	100.0
02	SECOND FLOOR COMMUNICATION	02-12	Second Floor Communications	02-12-01	NCH-02-CC2-012	Core H Stair	*-	0.00	33.30	33.30	100.0
02	SECOND FLOOR COMMUNICATION	02-12	Second Floor Communications	02-12-01	NCH-02-CC2-039	Core J Public Lift	*-	0.00	6.10	6.10	100.0
02	SECOND FLOOR COMMUNICATION	02-12	Second Floor Communications	02-12-01	NCH-02-CC2-044	Core J Public Lift	*-	0.00	6.10	6.10	100.0
02	SECOND FLOOR COMMUNICATION	02-12	Second Floor Communications	02-12-01	NCH-02-CC2-047	Hospital Street	*-	0.00	50.30	50.30	100.0
02	SECOND FLOOR COMMUNICATION	02-12	Second Floor Communications	02-12-01	NCH-02-CC2-040	Core J Public Lift	*-	0.00	6.10	6.10	100.0
02	SECOND FLOOR COMMUNICATION	02-12	Second Floor Communications	02-12-01	NCH-02-CC2-009	Core H FM Clean Lifts	*-	0.00	11.70	11.70	100.0
02	SECOND FLOOR COMMUNICATION	02-12	Second Floor Communications	02-12-01	NCH-02-CC2-054	Hospital Street	*-	0.00	80.90	80.90	100.0
02	SECOND FLOOR COMMUNICATION	02-12	Second Floor Communications	02-12-01	NCH-02-CC2-042	Core J Public Lift Lobby	*-	0.00	27.00	27.00	100.0
02	SECOND FLOOR COMMUNICATION	02-12	Second Floor Communications	02-12-01	NCH-02-CC2-033	Core L Public Lift	*-	0.00	6.10	6.10	100.0
02	SECOND FLOOR COMMUNICATION	02-12	Second Floor Communications	02-12-01	NCH-02-CC2-050	Core J Mechanical Riser M34	-	0.00	13.70	13.70	100.0
02	SECOND FLOOR COMMUNICATION	02-12	Second Floor Communications	02-12-01	NCH-02-CC2-049	Core J Mechanical Riser M20	-	0.00	13.90	13.90	100.0
02	SECOND FLOOR COMMUNICATION	02-12	Second Floor Communications	02-12-01	NCH-02-CC2-031	Core K Bed/Patient Lift	*-	0.00	11.70	11.70	100.0
02	SECOND FLOOR COMMUNICATION	02-12	Second Floor Communications	02-12-01	NCH-02-CC2-029	Core K Bed/Patient Lift Lobby	*-	0.00	29.10	29.10	100.0
02	SECOND FLOOR COMMUNICATION	02-12	Second Floor Communications	02-12-01	NCH-02-CC2-030	Core K Bed/Patient Lift	*-	0.00	11.70	11.70	100.0
02	SECOND FLOOR COMMUNICATION	02-12	Second Floor Communications	02-12-01	NCH-02-CC2-024	Core K FM Clean Lift Lobby	*-	0.00	23.70	23.70	100.0
02	SECOND FLOOR COMMUNICATION	02-12	Second Floor Communications	02-12-01	NCH-02-CC2-023	Core K FM Clean Lift	*-	0.00	11.70	11.70	100.0
02	SECOND FLOOR COMMUNICATION	02-12	Second Floor Communications	02-12-01	NCH-02-CC2-014	Hospital Street	*-	0.00	30.70	30.70	100.0
02	SECOND FLOOR COMMUNICATION	02-12	Second Floor Communications	02-12-01	NCH-02-CC2-046	Core K HV Riser	-	0.00	0.40	0.40	100.0
02	SECOND FLOOR COMMUNICATION	02-12	Second Floor Communications	02-12-01	NCH-02-CC2-025	Core K Stair	*-	0.00	33.30	33.30	100.0
02	SECOND FLOOR COMMUNICATION	02-12	Second Floor Communications	02-12-01	NCH-02-CC2-008	Core H Riser M38	-	0.00	3.40	3.40	100.0
02	SECOND FLOOR COMMUNICATION	02-12	Second Floor Communications	02-12-01	NCH-02-CC2-032	Hospital Street	*-	0.00	30.70	30.70	100.0
02	SECOND FLOOR COMMUNICATION	02-12	Second Floor Communications	02-12-01	NCH-02-CC2-021	Core K Riser M39	-	0.00	3.40	3.40	100.0
02	SECOND FLOOR COMMUNICATION	02-12	Second Floor Communications	02-12-01	NCH-02-CC2-051	Core L Mechanical Riser M36	-	0.00	12.50	12.50	100.0
02	SECOND FLOOR COMMUNICATION	02-12	Second Floor Communications	02-12-01	NCH-02-CC2-006	Hospital Street	*-	0.00	31.80	31.80	100.0
02	SECOND FLOOR COMMUNICATION	02-12	Second Floor Communications	02-12-01	NCH-02-CC2-022	Core K FM Clean Lift	*-	0.00	11.70	11.70	100.0
02	SECOND FLOOR COMMUNICATION	02-12	Second Floor Communications	02-12-01		Sub Department Area		0.0	47.4	47.4	100.0
02	SECOND FLOOR COMMUNICATION	02-12	Second Floor Communications	02-12-01		Circulation		0.0	1214.5	1214.5	
02	SECOND FLOOR COMMUNICATION	02-12	Second Floor Communications	02-12-01		Sub Department Area Total		0.0	1261.9	1261.9	100.0
02	**SECOND FLOOR COMMUNICATION**	**02-12**	**Totals**			**Department Area Total incl. 30% circulation allowance**		**0.0**	**1261.9**	**1261.9**	**100.0**

Building	NCH - Childrens
Floor	Second Floor
Iteration	31/07/2010

Floor	Department	Dep Number	Sub Department	Sub Dep Number	Room Number	Room Name	Category - area included as circulation marked *	Required Area m²	Designed Area m²	Variance from Briefed Area in m²	Variance from Briefed Area as a %
02	ACUTE RECEIVING UNIT	02-01	Totals			Department Area Total incl. 30% circulation allowance		1375.4	1513.9	138.5	10.1
02	SCHIEHALLION WARD	02-02	Totals			Department Area Total incl. 30% circulation allowance		1224.0	1281.3	57.3	4.7
02	DAY CASE UNIT	02-03	Totals			Department Area Total incl. 30% circulation allowance		421.2	464.4	43.2	10.3
02	ASEPTIC SUITE	02-04	Totals			Department Area Total incl. 30% circulation allowance		520.0	515.6	-4.4	-0.8
02	SCHIEHALLION & ARU SUPPORT	02-05	Totals			Department Area Total incl. 30% circulation allowance		130.0	105.0	-25.0	-19.2
02	ANAESTHETIC FACILITIES	02-06	Totals			Department Area Total incl. 30% circulation allowance		347.1	328.2	-18.9	-5.4
02	TRANSPORT BASE	02-07	Totals			Department Area Total incl. 30% circulation allowance		0.0	75.0	75.0	100.0
02	EMERGENCY LINEN	02-08	Totals			Department Area Total incl. 30% circulation allowance		91.0	89.8	-1.2	100.0
02	TELEPHONE SERVICES	02-09	Totals			Department Area Total incl. 30% circulation allowance		0.0	171.8	171.8	100.0
02	PLANT	02-10	Totals			Department Area Total incl. 30% circulation allowance		0.0	70.3	70.3	100.0
02	SECOND FLOOR FM FACILITIES	02-11	Totals			Department Area Total incl. 30% circulation allowance		0.0	51.6	51.6	100.0
02	SECOND FLOOR COMMUNICATION	02-12	Totals			Department Area Total incl. 30% circulation allowance		0.0	1261.9	1261.9	100.0
02	**SECOND FLOOR TOTAL**		**Totals**			**GRAND TOTAL**		**4108.7**	**5928.8**	**1820.2**	**44.3**

Building NCH - Childrens
Floor Third Floor
Iteration 31/07/2010

Floor	Department	Dep Number	Sub Department	Sub Dep Number	Room Number	Room Name	Category - area included as circulation marked *	Required Area m²	Designed Area m²	Variance from Briefed Area in m²	Variance from Briefed Area as a %
03	GENERIC INPATIENT WARD 1	03-01	Bed Area	03-01-01	NCH-03-GW1-067	Single bedroom: Children/young people; with relatives overnight stay	-	16.50	16.80	0.30	1.8
03	GENERIC INPATIENT WARD 1	03-01	Bed Area	03-01-01	NCH-03-GW1-022	Single bedroom: Children/young people; with relatives overnight stay	-	16.50	16.80	0.30	1.8
03	GENERIC INPATIENT WARD 1	03-01	Bed Area	03-01-01	NCH-03-GW1-038	Single bedroom: Children/young people; with relatives overnight stay	-	16.50	16.80	0.30	1.8
03	GENERIC INPATIENT WARD 1	03-01	Bed Area	03-01-01	NCH-03-GW1-035	Single bedroom: Children/young people; with relatives overnight stay	-	16.50	16.80	0.30	1.8
03	GENERIC INPATIENT WARD 1	03-01	Bed Area	03-01-01	NCH-03-GW1-055	Single bedroom - Isolation: Children/young people; with relatives overnight stay	-	16.50	16.70	0.20	1.2
03	GENERIC INPATIENT WARD 1	03-01	Bed Area	03-01-01	NCH-03-GW1-006	Single bedroom - Isolation: Children/young people; with relatives overnight stay	-	16.50	16.80	0.30	1.8
03	GENERIC INPATIENT WARD 1	03-01	Bed Area	03-01-01	NCH-03-GW1-021	Single bedroom: Children/young people; with relatives overnight stay	-	16.50	16.80	0.30	1.8
03	GENERIC INPATIENT WARD 1	03-01	Bed Area	03-01-01	NCH-03-GW1-063	Single bedroom: Children/young people; with relatives overnight stay	-	16.50	16.80	0.30	1.8
03	GENERIC INPATIENT WARD 1	03-01	Bed Area	03-01-01	NCH-03-GW1-018	Single bedroom: Children/young people; with relatives overnight stay	-	16.50	16.80	0.30	1.8
03	GENERIC INPATIENT WARD 1	03-01	Bed Area	03-01-01	NCH-03-GW1-029	Shower; WC & wash: accessible; wheelchair assisted for Single bedroom	-	4.50	4.70	0.20	4.4
03	GENERIC INPATIENT WARD 1	03-01	Bed Area	03-01-01	NCH-03-GW1-039	Single bedroom: Children/young people; with relatives overnight stay	-	16.50	16.70	0.20	1.2
03	GENERIC INPATIENT WARD 1	03-01	Bed Area	03-01-01	NCH-03-GW1-053	Lobby: air lock to bedroom	-	7.00	6.40	-0.60	-8.6
03	GENERIC INPATIENT WARD 1	03-01	Bed Area	03-01-01	NCH-03-GW1-074	Single bedroom: Children/young people; with relatives overnight stay	-	16.50	16.70	0.20	1.2
03	GENERIC INPATIENT WARD 1	03-01	Bed Area	03-01-01	NCH-03-GW1-042	Single bedroom: Children/young people; with relatives overnight stay	-	16.50	16.70	0.20	1.2
03	GENERIC INPATIENT WARD 1	03-01	Bed Area	03-01-01	NCH-03-GW1-016	Shower; WC & wash: accessible; wheelchair assisted for Single bedroom	-	7.00	4.50	-2.50	-35.7
03	GENERIC INPATIENT WARD 1	03-01	Bed Area	03-01-01	NCH-03-GW1-041	Touchdown	-	2.00	2.00	0.00	0.0
03	GENERIC INPATIENT WARD 1	03-01	Bed Area	03-01-01	NCH-03-GW1-075	Corridor	*-	0.00	89.80	89.80	100.0
03	GENERIC INPATIENT WARD 1	03-01	Bed Area	03-01-01	NCH-03-GW1-011	Touchdown	-	2.00	2.00	0.00	0.0
03	GENERIC INPATIENT WARD 1	03-01	Bed Area	03-01-01	NCH-03-GW1-058	Lobby: air lock to bedroom	-	7.00	9.00	2.00	28.6
03	GENERIC INPATIENT WARD 1	03-01	Bed Area	03-01-01	NCH-03-GW1-014	Single bedroom: Children/young people; with relatives overnight stay	-	16.50	16.80	0.30	1.8
03	GENERIC INPATIENT WARD 1	03-01	Bed Area	03-01-01	NCH-03-GW1-069	Office Area with workstations (x4)	-	18.00	18.40	0.40	2.2
03	GENERIC INPATIENT WARD 1	03-01	Bed Area	03-01-01	NCH-03-GW1-062	Shower; WC & wash: accessible; wheelchair assisted for Multi-bed room	-	4.50	7.90	3.40	75.6
03	GENERIC INPATIENT WARD 1	03-01	Bed Area	03-01-01	NCH-03-GW1-017	Multi-bed room & day space: Children/young people; 4 beds; with relatives overnight stay	-	68.00	67.90	-0.10	-0.1
03	GENERIC INPATIENT WARD 1	03-01	Bed Area	03-01-01	NCH-03-GW1-025	Office - clinical - 2 person	-	12.00	12.50	0.50	4.2
03	GENERIC INPATIENT WARD 1	03-01	Bed Area	03-01-01	NCH-03-GW1-010	Single bedroom: Children/young people; with relatives overnight stay	-	16.50	16.70	0.20	1.2
03	GENERIC INPATIENT WARD 1	03-01	Bed Area	03-01-01	NCH-03-GW1-043	Shower; WC & wash: accessible; wheelchair assisted for Single bedroom	-	4.50	4.60	0.10	2.2
03	GENERIC INPATIENT WARD 1	03-01	Bed Area	03-01-01	NCH-03-GW1-037	Shower; WC & wash: accessible; wheelchair assisted for Single bedroom	-	4.50	4.50	0.00	0.0
03	GENERIC INPATIENT WARD 1	03-01	Bed Area	03-01-01	NCH-03-GW1-019	Shower; WC & wash: accessible; wheelchair assisted for Single bedroom	-	4.50	5.10	0.60	13.3
03	GENERIC INPATIENT WARD 1	03-01	Bed Area	03-01-01	NCH-03-GW1-013	Shower; WC & wash: accessible; wheelchair assisted for Single bedroom	-	4.50	4.60	0.10	2.2
03	GENERIC INPATIENT WARD 1	03-01	Bed Area	03-01-01	NCH-03-GW1-008	Shower; WC & wash: accessible; wheelchair assisted for Single bedroom	-	4.50	4.60	0.10	2.2
03	GENERIC INPATIENT WARD 1	03-01	Bed Area	03-01-01	NCH-03-GW1-044	Shower; WC & wash: accessible; wheelchair assisted for Single bedroom	-	4.50	4.60	0.10	2.2
03	GENERIC INPATIENT WARD 1	03-01	Bed Area	03-01-01	NCH-03-GW1-020	Shower; WC & wash: accessible; wheelchair assisted for Single bedroom	-	4.50	4.50	0.00	0.0
03	GENERIC INPATIENT WARD 1	03-01	Bed Area	03-01-01	NCH-03-GW1-054	Shower; WC & wash: accessible; wheelchair assisted for Single bedroom	-	4.50	5.90	1.40	31.1
03	GENERIC INPATIENT WARD 1	03-01	Bed Area	03-01-01	NCH-03-GW1-033	Shower; WC & wash: accessible; wheelchair assisted for Single bedroom	-	4.50	4.50	0.00	0.0
03	GENERIC INPATIENT WARD 1	03-01	Bed Area	03-01-01	NCH-03-GW1-057	Shower; WC & wash: accessible; wheelchair assisted for Single bedroom	-	7.00	5.70	-1.30	-18.6
03	GENERIC INPATIENT WARD 1	03-01	Bed Area	03-01-01	NCH-03-GW1-032	Shower; WC & wash: accessible; wheelchair assisted for Single bedroom	-	4.50	5.10	0.60	13.3
03	GENERIC INPATIENT WARD 1	03-01	Bed Area	03-01-01	NCH-03-GW1-045	Single bedroom: Children/young people; with relatives overnight stay	-	16.50	16.60	0.10	0.6
03	GENERIC INPATIENT WARD 1	03-01	Bed Area	03-01-01	NCH-03-GW1-036	Shower; WC & wash: accessible; wheelchair assisted for Single bedroom	-	4.50	5.10	0.60	13.3
03	GENERIC INPATIENT WARD 1	03-01	Bed Area	03-01-01	NCH-03-GW1-071	Single bedroom: Children/young people; with relatives overnight stay	-	16.50	16.70	0.20	1.2
03	GENERIC INPATIENT WARD 1	03-01	Bed Area	03-01-01	NCH-03-GW1-040	Shower; WC & wash: accessible; wheelchair assisted for Single bedroom	-	4.50	4.60	0.10	2.2
03	GENERIC INPATIENT WARD 1	03-01	Bed Area	03-01-01	NCH-03-GW1-023	Shower; WC & wash: accessible; wheelchair assisted for Single bedroom	-	4.50	4.70	0.20	4.4
03	GENERIC INPATIENT WARD 1	03-01	Bed Area	03-01-01	NCH-03-GW1-009	Shower; WC & wash: accessible; wheelchair assisted for Single bedroom	-	7.00	4.60	-2.40	-34.3
03	GENERIC INPATIENT WARD 1	03-01	Bed Area	03-01-01	NCH-03-GW1-015	Shower; WC & wash: accessible; wheelchair assisted for Single bedroom	-	7.00	5.10	-1.90	-27.1
03	GENERIC INPATIENT WARD 1	03-01	Bed Area	03-01-01	NCH-03-GW1-072	Shower; WC & wash: accessible; wheelchair assisted for Single bedroom	-	4.50	4.60	0.10	2.2
03	GENERIC INPATIENT WARD 1	03-01	Bed Area	03-01-01	NCH-03-GW1-034	Single bedroom: Children/young people; with relatives overnight stay	-	16.50	16.80	0.30	1.8
03	GENERIC INPATIENT WARD 1	03-01	Bed Area	03-01-01	NCH-03-GW1-026	Staff & communication base; open 2 staff	-	5.00	6.60	1.60	32.0
03	GENERIC INPATIENT WARD 1	03-01	Bed Area	03-01-01	NCH-03-GW1-073	Shower; WC & wash: accessible; wheelchair assisted for Single bedroom	-	7.00	4.60	-2.40	-34.3
03	GENERIC INPATIENT WARD 1	03-01	Bed Area	03-01-01	NCH-03-GW1-007	Single bedroom: Children/young people; with relatives overnight stay	-	16.50	16.70	0.20	1.2
03	GENERIC INPATIENT WARD 1	03-01	Bed Area	03-01-01	NCH-03-GW1-012	Single bedroom: Children/young people; with relatives overnight stay	-	16.50	16.70	0.20	1.2
03	GENERIC INPATIENT WARD 1	03-01	Bed Area	03-01-01	NCH-03-GW1-078	Corridor	*-	0.00	171.60	171.60	100.0
03	GENERIC INPATIENT WARD 1	03-01	Bed Area	03-01-01	NCH-03-GW1-031	Single bedroom: Children/young people; with relatives overnight stay	-	16.50	16.80	0.30	1.8
03	GENERIC INPATIENT WARD 1	03-01	Bed Area	03-01-01		Nett Department area		558.0	563.9	5.9	1.1
03	GENERIC INPATIENT WARD 1	03-01	Bed Area	03-01-01		Circulation (Allowance of 0%)		0.0	261.4	261.4	
03	GENERIC INPATIENT WARD 1	03-01	Bed Area	03-01-01		Department Total		558.0	825.2	267.2	47.9

Building NCH - Childrens
Floor Third Floor
Iteration 31/07/2010

Floor	Department	Dep Number	Sub Department	Sub Dep Number	Room Number	Room Name	Category - area included as circulation marked *	Required Area m²	Designed Area m²	Variance from Briefed Area in m²	Variance from Briefed Area as a %
03	GENERIC INPATIENT WARD 1	03-01	Utility Area	03-01-02	NCH-03-GW1-047	Workstations	-	0.00	12.20	12.20	100.0
03	GENERIC INPATIENT WARD 1	03-01	Utility Area	03-01-02	NCH-03-GW1-059	Cleaners Room	-	7.00	9.20	2.20	31.4
03	GENERIC INPATIENT WARD 1	03-01	Utility Area	03-01-02	NCH-03-GW1-061	Clean utility	-	14.00	12.70	-1.30	-9.3
03	GENERIC INPATIENT WARD 1	03-01	Utility Area	03-01-02	NCH-03-GW1-064	Dirty utility: bedpan disposal & urine test	-	12.00	14.90	2.90	24.2
03	GENERIC INPATIENT WARD 1	03-01	Utility Area	03-01-02	NCH-03-GW1-030	Equipment Bay L	-	5.00	6.00	1.00	20.0
03	GENERIC INPATIENT WARD 1	03-01	Utility Area	03-01-02	NCH-03-GW1-024	Store: general	-	5.00	4.80	-0.20	-4.0
03	GENERIC INPATIENT WARD 1	03-01	Utility Area	03-01-02	NCH-03-GW1-028	Store: equipment	-	5.00	4.80	-0.20	-4.0
03	GENERIC INPATIENT WARD 1	03-01	Utility Area	03-01-02	NCH-03-GW1-050	Parking bay: resuscitation trolley	-	1.00	2.00	1.00	100.0
03	GENERIC INPATIENT WARD 1	03-01	Utility Area	03-01-02	NCH-03-GW1-068	Bath; WC & wash: treatment; assisted	-	14.00	14.30	0.30	2.1
03	GENERIC INPATIENT WARD 1	03-01	Utility Area	03-01-02		Nett Department area		63.0	80.9	17.9	28.4
03	GENERIC INPATIENT WARD 1	03-01	Utility Area	03-01-02		Circulation (Allowance of 0%)		0.0	0.0	0.0	
03	GENERIC INPATIENT WARD 1	03-01	Utility Area	03-01-02		Department Total		63.0	80.9	17.9	28.4
03	GENERIC INPATIENT WARD 1	03-01	Patient Support Area	03-01-03	NCH-03-GW1-077	Electrical Cupboard	-	0.00	1.70	1.70	100.0
03	GENERIC INPATIENT WARD 1	03-01	Patient Support Area	03-01-03	NCH-03-GW1-056	Disposal Hold	-	20.00	13.20	-6.80	-34.0
03	GENERIC INPATIENT WARD 1	03-01	Patient Support Area	03-01-03	NCH-03-GW1-076	Electrical Cupboard	-	0.00	2.10	2.10	100.0
03	GENERIC INPATIENT WARD 1	03-01	Patient Support Area	03-01-03	NCH-03-GW1-065	Treatment room: child	-	16.50	14.90	-1.60	-9.7
03	GENERIC INPATIENT WARD 1	03-01	Patient Support Area	03-01-03	NCH-03-GW1-060	Interview & counselling room: 5 persons	-	9.00	15.20	6.20	68.9
03	GENERIC INPATIENT WARD 1	03-01	Patient Support Area	03-01-03	NCH-03-GW1-066	Parking bay:	-	5.00	4.90	-0.10	-2.0
03	GENERIC INPATIENT WARD 1	03-01	Patient Support Area	03-01-03	- -	Ward Food trolley parking bay	-	1.50	0.00	-1.50	-100.0
03	GENERIC INPATIENT WARD 1	03-01	Patient Support Area	03-01-03	NCH-03-GW1-027	Pantry: serving ward	-	12.00	12.00	0.00	0.0
03	GENERIC INPATIENT WARD 1	03-01	Patient Support Area	03-01-03	NCH-03-GW1-048	WC & handwash: ambulant - staff	-	2.00	3.90	1.90	95.0
03	GENERIC INPATIENT WARD 1	03-01	Patient Support Area	03-01-03		Nett Department area		66.0	68.0	2.0	3.0
03	GENERIC INPATIENT WARD 1	03-01	Patient Support Area	03-01-03		Circulation (Allowance of 0%)		0.0	0.0	0.0	
03	GENERIC INPATIENT WARD 1	03-01	Patient Support Area	03-01-03		Department Total		66.0	68.0	2.0	3.0
03	GENERIC INPATIENT WARD 1	03-01	Recreation; Play & Dining Area	03-01-04	NCH-03-GW1-051	Store Room	-	5.00	5.00	0.00	0.0
03	GENERIC INPATIENT WARD 1	03-01	Recreation; Play & Dining Area	03-01-04	NCH-03-GW1-049	WC & handwash: accessible; wheelchair assisted	-	4.50	4.70	0.20	4.4
03	GENERIC INPATIENT WARD 1	03-01	Recreation; Play & Dining Area	03-01-04	NCH-03-GW1-046	Dining room & Playroom: 10 - 15 patients	-	25.00	23.00	-2.00	-8.0
03	GENERIC INPATIENT WARD 1	03-01	Recreation; Play & Dining Area	03-01-04		Nett Department area		34.50	32.80	-1.70	-4.9
03	GENERIC INPATIENT WARD 1	03-01	Recreation; Play & Dining Area	03-01-04		Circulation (Allowance of 0%)		0.00	0.00	0.00	
03	GENERIC INPATIENT WARD 1	03-01	Recreation; Play & Dining Area	03-01-04		Department Total		34.50	32.80	-1.70	-4.9
03	**GENERIC INPATIENT WARD 1**	**03-01**	**Totals**			**Department Area Total incl. 30% circulation allowance**		**938.0**	**1006.9**	**69.0**	**7.4**

Building NCH - Childrens
Floor Third Floor
Iteration 31/07/2010

Floor	Department	Dep Number	Sub Department	Sub Dep Number	Room Number	Room Name	Category - area included as circulation marked *	Required Area m²	Designed Area m²	Variance from Briefed Area in m²	Variance from Briefed Area as a %
03	GENERIC INPATIENT WARD 2	03-02	Bed Area	03-02-01	NCH-03-GW2-008	Single bedroom: Children/young people; with relatives overnight stay	-	16.50	18.10	1.60	9.7
03	GENERIC INPATIENT WARD 2	03-02	Bed Area	03-02-01	NCH-03-GW2-074	Corridor	*-	0.00	86.50	86.50	100.0
03	GENERIC INPATIENT WARD 2	03-02	Bed Area	03-02-01	NCH-03-GW2-021	Shower; WC & wash: accessible; wheelchair assisted for Single bedroom Isolation	-	4.50	7.90	3.40	75.6
03	GENERIC INPATIENT WARD 2	03-02	Bed Area	03-02-01	NCH-03-GW2-072	Office - clinical - 2 person	-	12.00	12.20	0.20	1.7
03	GENERIC INPATIENT WARD 2	03-02	Bed Area	03-02-01	NCH-03-GW2-010	Shower; WC & wash: accessible; wheelchair assisted for Single bedroom	-	4.50	5.40	0.90	20.0
03	GENERIC INPATIENT WARD 2	03-02	Bed Area	03-02-01	NCH-03-GW2-028	Shower; WC & wash: accessible; wheelchair assisted for Single bedroom	-	7.00	5.20	-1.80	-25.7
03	GENERIC INPATIENT WARD 2	03-02	Bed Area	03-02-01	NCH-03-GW2-064	Shower; WC & wash: accessible; wheelchair assisted for Single bedroom	-	4.50	5.40	0.90	20.0
03	GENERIC INPATIENT WARD 2	03-02	Bed Area	03-02-01	NCH-03-GW2-024	Shower; WC & wash: accessible; wheelchair assisted for Single bedroom	-	4.50	5.10	0.60	13.3
03	GENERIC INPATIENT WARD 2	03-02	Bed Area	03-02-01	NCH-03-GW2-044	Touchdown	-	2.00	1.40	-0.60	-30.0
03	GENERIC INPATIENT WARD 2	03-02	Bed Area	03-02-01	NCH-03-GW2-031	Touchdown	-	2.00	1.40	-0.60	-30.0
03	GENERIC INPATIENT WARD 2	03-02	Bed Area	03-02-01	NCH-03-GW2-032	Single bedroom: Children/young people; with relatives overnight stay	-	16.50	16.50	0.00	0.0
03	GENERIC INPATIENT WARD 2	03-02	Bed Area	03-02-01	NCH-03-GW2-053	Single bedroom - Isolation: Children/young people; with relatives overnight stay	-	16.50	17.30	0.80	4.8
03	GENERIC INPATIENT WARD 2	03-02	Bed Area	03-02-01	NCH-03-GW2-059	Shower; WC & wash: accessible; wheelchair assisted for Single bedroom	-	4.50	5.40	0.90	20.0
03	GENERIC INPATIENT WARD 2	03-02	Bed Area	03-02-01	NCH-03-GW2-063	Shower; WC & wash: accessible; wheelchair assisted for Single bedroom	-	4.50	5.40	0.90	20.0
03	GENERIC INPATIENT WARD 2	03-02	Bed Area	03-02-01	NCH-03-GW2-055	Lobby: air lock to bedroom	-	7.00	7.00	0.00	0.0
03	GENERIC INPATIENT WARD 2	03-02	Bed Area	03-02-01	NCH-03-GW2-048	Single bedroom: Children/young people; with relatives overnight stay	-	16.50	16.50	0.00	0.0
03	GENERIC INPATIENT WARD 2	03-02	Bed Area	03-02-01	NCH-03-GW2-050	Single bedroom: Children/young people; with relatives overnight stay	-	16.50	16.50	0.00	0.0
03	GENERIC INPATIENT WARD 2	03-02	Bed Area	03-02-01	NCH-03-GW2-026	Touchdown	-	2.00	1.40	-0.60	-30.0
03	GENERIC INPATIENT WARD 2	03-02	Bed Area	03-02-01	NCH-03-GW2-049	Touchdown	-	2.00	1.40	-0.60	-30.0
03	GENERIC INPATIENT WARD 2	03-02	Bed Area	03-02-01	NCH-03-GW2-030	Single bedroom: Children/young people; with relatives overnight stay	-	16.50	16.50	0.00	0.0
03	GENERIC INPATIENT WARD 2	03-02	Bed Area	03-02-01	NCH-03-GW2-046	Shower; WC & wash: accessible; wheelchair assisted for Single bedroom	-	4.50	5.20	0.70	15.6
03	GENERIC INPATIENT WARD 2	03-02	Bed Area	03-02-01	NCH-03-GW2-035	Single bedroom: Children/young people; with relatives overnight stay	-	16.50	17.30	0.80	4.8
03	GENERIC INPATIENT WARD 2	03-02	Bed Area	03-02-01	NCH-03-GW2-076	Corridor	*-	0.00	25.40	25.40	100.0
03	GENERIC INPATIENT WARD 2	03-02	Bed Area	03-02-01	NCH-03-GW2-073	Corridor	*-	0.00	154.40	154.40	100.0
03	GENERIC INPATIENT WARD 2	03-02	Bed Area	03-02-01	NCH-03-GW2-043	Single bedroom: Children/young people; with relatives overnight stay	-	16.50	16.50	0.00	0.0
03	GENERIC INPATIENT WARD 2	03-02	Bed Area	03-02-01	NCH-03-GW2-033	Shower; WC & wash: accessible; wheelchair assisted for Single bedroom	-	4.50	5.20	0.70	15.6
03	GENERIC INPATIENT WARD 2	03-02	Bed Area	03-02-01	NCH-03-GW2-045	Single bedroom: Children/young people; with relatives overnight stay	-	16.50	16.50	0.00	0.0
03	GENERIC INPATIENT WARD 2	03-02	Bed Area	03-02-01	NCH-03-GW2-029	Shower; WC & wash: accessible; wheelchair assisted for Single bedroom	-	7.00	5.20	-1.80	-25.7
03	GENERIC INPATIENT WARD 2	03-02	Bed Area	03-02-01	NCH-03-GW2-014	Shower; WC & wash: accessible; wheelchair assisted for Single bedroom	-	4.50	5.40	0.90	20.0
03	GENERIC INPATIENT WARD 2	03-02	Bed Area	03-02-01	NCH-03-GW2-042	Shower; WC & wash: accessible; wheelchair assisted for Single bedroom	-	4.50	5.20	0.70	15.6
03	GENERIC INPATIENT WARD 2	03-02	Bed Area	03-02-01	NCH-03-GW2-013	Shower; WC & wash: accessible; wheelchair assisted for Single bedroom	-	4.50	5.40	0.90	20.0
03	GENERIC INPATIENT WARD 2	03-02	Bed Area	03-02-01	NCH-03-GW2-062	Single bedroom: Children/young people; with relatives overnight stay	-	16.50	18.10	1.60	9.7
03	GENERIC INPATIENT WARD 2	03-02	Bed Area	03-02-01	NCH-03-GW2-058	Single bedroom: Children/young people; with relatives overnight stay	-	16.50	18.10	1.60	9.7
03	GENERIC INPATIENT WARD 2	03-02	Bed Area	03-02-01	NCH-03-GW2-068	Staff & communication base; open 2 staff	-	5.00	4.60	-0.40	-8.0
03	GENERIC INPATIENT WARD 2	03-02	Bed Area	03-02-01	NCH-03-GW2-061	Single bedroom: Children/young people; with relatives overnight stay	-	16.50	18.10	1.60	9.7
03	GENERIC INPATIENT WARD 2	03-02	Bed Area	03-02-01	NCH-03-GW2-065	Single bedroom: Children/young people; with relatives overnight stay	-	16.50	18.10	1.60	9.7
03	GENERIC INPATIENT WARD 2	03-02	Bed Area	03-02-01	NCH-03-GW2-011	Single bedroom: Children/young people; with relatives overnight stay	-	16.50	18.10	1.60	9.7
03	GENERIC INPATIENT WARD 2	03-02	Bed Area	03-02-01	NCH-03-GW2-047	Shower; WC & wash: accessible; wheelchair assisted for Single bedroom	-	4.50	5.20	0.70	15.6
03	GENERIC INPATIENT WARD 2	03-02	Bed Area	03-02-01	NCH-03-GW2-012	Single bedroom: Children/young people; with relatives overnight stay	-	16.50	18.10	1.60	9.7
03	GENERIC INPATIENT WARD 2	03-02	Bed Area	03-02-01	NCH-03-GW2-022	Single bedroom - Isolation: Children/young people; with relatives overnight stay	-	16.50	17.30	0.80	4.8
03	GENERIC INPATIENT WARD 2	03-02	Bed Area	03-02-01	NCH-03-GW2-015	Single bedroom: Children/young people; with relatives overnight stay	-	16.50	18.10	1.60	9.7
03	GENERIC INPATIENT WARD 2	03-02	Bed Area	03-02-01	NCH-03-GW2-037	Multi-bed room & day space: Children/young people; 4 beds; with relatives overnight stay	-	68.00	57.10	-10.90	-16.0
03	GENERIC INPATIENT WARD 2	03-02	Bed Area	03-02-01	NCH-03-GW2-027	Single bedroom: Children/young people; with relatives overnight stay	-	16.50	16.50	0.00	0.0
03	GENERIC INPATIENT WARD 2	03-02	Bed Area	03-02-01	NCH-03-GW2-020	Lobby: air lock to bedroom	-	7.00	7.00	0.00	0.0
03	GENERIC INPATIENT WARD 2	03-02	Bed Area	03-02-01	NCH-03-GW2-034	Shower; WC & wash: accessible; wheelchair assisted for Single bedroom	-	4.50	5.20	0.70	15.6
03	GENERIC INPATIENT WARD 2	03-02	Bed Area	03-02-01	NCH-03-GW2-067	Office Area with workstations (x4)	-	18.00	19.90	1.90	10.6
03	GENERIC INPATIENT WARD 2	03-02	Bed Area	03-02-01	NCH-03-GW2-038	Shower; WC & wash: accessible; wheelchair assisted for Multi-bed room	-	7.00	5.80	-1.20	-17.1
03	GENERIC INPATIENT WARD 2	03-02	Bed Area	03-02-01	NCH-03-GW2-054	Shower; WC & wash: accessible; wheelchair assisted for Single bedroom Isolation	-	4.50	7.90	3.40	75.6
03	GENERIC INPATIENT WARD 2	03-02	Bed Area	03-02-01	NCH-03-GW2-009	Shower; WC & wash: accessible; wheelchair assisted for Single bedroom	-	7.00	5.40	-1.60	-22.9
03	GENERIC INPATIENT WARD 2	03-02	Bed Area	03-02-01	NCH-03-GW2-060	Shower; WC & wash: accessible; wheelchair assisted for Single bedroom	-	4.50	5.40	0.90	20.0
03	GENERIC INPATIENT WARD 2	03-02	Bed Area	03-02-01	NCH-03-GW2-041	Shower; WC & wash: accessible; wheelchair assisted for Single bedroom	-	4.50	5.20	0.70	15.6
03	GENERIC INPATIENT WARD 2	03-02	Bed Area	03-02-01	NCH-03-GW2-040	Single bedroom: Children/young people; with relatives overnight stay	-	16.50	17.30	0.80	4.8
03	GENERIC INPATIENT WARD 2	03-02	Bed Area	03-02-01	NCH-03-GW2-025	Single bedroom: Children/young people; with relatives overnight stay	-	16.50	16.50	0.00	0.0
03	GENERIC INPATIENT WARD 2	03-02	Bed Area	03-02-01	NCH-03-GW2-051	Shower; WC & wash: accessible; wheelchair assisted for Single bedroom	-	4.50	5.10	0.60	13.3
03	GENERIC INPATIENT WARD 2	03-02	Bed Area	03-02-01		Nett Department area		559.5	576.0	16.5	2.9
03	GENERIC INPATIENT WARD 2	03-02	Bed Area	03-02-01		Circulation (Allowance of 0%)		0.0	266.3	266.3	
03	GENERIC INPATIENT WARD 2	03-02	Bed Area	03-02-01		Department Total		559.5	842.3	282.8	50.5

Building NCH - Childrens
Floor Third Floor
Iteration 31/07/2010

Floor	Department	Dep Number	Sub Department	Sub Dep Number	Room Number	Room Name	Category - area included as circulation marked *	Required Area m²	Designed Area m²	Variance from Briefed Area in m²	Variance from Briefed Area as a %
03	GENERIC INPATIENT WARD 2	03-02	Utility Area	03-02-02	NCH-03-GW2-079	Electrical Cupboard	-	0.00	1.40	1.40	100.0
03	GENERIC INPATIENT WARD 2	03-02	Utility Area	03-02-02	NCH-03-GW2-056	Mechanical Riser M16	-	0.00	11.60	11.60	100.0
03	GENERIC INPATIENT WARD 2	03-02	Utility Area	03-02-02	NCH-03-GW2-039	Bath; WC & wash; treatment; assisted	-	14.00	13.00	-1.00	-7.1
03	GENERIC INPATIENT WARD 2	03-02	Utility Area	03-02-02	NCH-03-GW2-057	Cleaners Room	-	7.00	6.50	-0.50	-7.1
03	GENERIC INPATIENT WARD 2	03-02	Utility Area	03-02-02	NCH-03-GW2-078	Electrical Cupboard	-	0.00	1.30	1.30	100.0
03	GENERIC INPATIENT WARD 2	03-02	Utility Area	03-02-02	NCH-03-GW2-016	Equipment Bay L	-	2.50	2.90	0.40	16.0
03	GENERIC INPATIENT WARD 2	03-02	Utility Area	03-02-02	NCH-03-GW2-070	Clean utility	-	14.00	15.00	1.00	7.1
03	GENERIC INPATIENT WARD 2	03-02	Utility Area	03-02-02	NCH-03-GW2-075	Mechanical Riser M33	-	0.00	12.50	12.50	100.0
03	GENERIC INPATIENT WARD 2	03-02	Utility Area	03-02-02	NCH-03-GW2-052	Store: equipment	-	5.00	5.20	0.20	4.0
03	GENERIC INPATIENT WARD 2	03-02	Utility Area	03-02-02	NCH-03-GW2-002	Dirty utility: bedpan disposal & urine test	-	12.00	12.00	0.00	0.0
03	GENERIC INPATIENT WARD 2	03-02	Utility Area	03-02-02	NCH-03-GW2-066	Equipment Bay L	-	2.50	2.90	0.40	16.0
03	GENERIC INPATIENT WARD 2	03-02	Utility Area	03-02-02	NCH-03-GW2-023	Store: general	-	5.00	5.20	0.20	4.0
03	GENERIC INPATIENT WARD 2	03-02	Utility Area	03-02-02	NCH-03-GW2-069	Parking bay: resuscitation trolley	-	1.00	1.00	0.00	0.0
03	GENERIC INPATIENT WARD 2	03-02	Utility Area	03-02-02	NCH-03-GW2-019	Mechanical Riser M22	-	0.00	12.50	12.50	100.0
03	GENERIC INPATIENT WARD 2	03-02	Utility Area	03-02-02	NCH-03-GW2-077	Mechanical Riser M17	-	0.00	12.50	12.50	100.0
03	GENERIC INPATIENT WARD 2	03-02	Utility Area	03-02-02		Nett Department area		63.0	115.5	52.5	83.3
03	GENERIC INPATIENT WARD 2	03-02	Utility Area	03-02-02		Circulation (Allowance of 0%)		0.0	0.0	0.0	
03	GENERIC INPATIENT WARD 2	03-02	Utility Area	03-02-02		Department Total		63.0	115.5	52.5	83.3
03	GENERIC INPATIENT WARD 2	03-02	Patient Support Area	03-02-03	NCH-03-GW2-017	WC & handwash: ambulant - staff	-	2.00	2.40	0.40	20.0
03	GENERIC INPATIENT WARD 2	03-02	Patient Support Area	03-02-03	NCH-03-GW2-018	WC & handwash: ambulant - staff	-	2.00	2.40	0.40	20.0
03	GENERIC INPATIENT WARD 2	03-02	Patient Support Area	03-02-03	- -	Ward Food trolley parking bay	-	1.50	0.00	-1.50	-100.0
03	GENERIC INPATIENT WARD 2	03-02	Patient Support Area	03-02-03	NCH-03-GW2-003	Pantry: serving ward	-	12.00	12.00	0.00	0.0
03	GENERIC INPATIENT WARD 2	03-02	Patient Support Area	03-02-03	NCH-03-GW2-071	Parking bay:	-	5.00	5.40	0.40	8.0
03	GENERIC INPATIENT WARD 2	03-02	Patient Support Area	03-02-03	NCH-03-GW2-001	Interview & counselling room: 5 persons	-	9.00	9.50	0.50	5.6
03	GENERIC INPATIENT WARD 2	03-02	Patient Support Area	03-02-03	NCH-03-GW2-006	Treatment room: child	-	16.50	17.50	1.00	6.1
03	GENERIC INPATIENT WARD 2	03-02	Patient Support Area	03-02-03		Nett Department area		48.0	49.1	1.1	2.3
03	GENERIC INPATIENT WARD 2	03-02	Patient Support Area	03-02-03		Circulation (Allowance of 0%)		0.0	0.0	0.0	
03	GENERIC INPATIENT WARD 2	03-02	Patient Support Area	03-02-03		Department Total		48.0	49.1	1.1	2.3
03	GENERIC INPATIENT WARD 2	03-02	Recreation; Play & Dining Area	03-02-04	NCH-03-GW2-036	Dining room & Playroom: 10 - 15 patients	-	25.00	21.00	-4.00	-16.0
03	GENERIC INPATIENT WARD 2	03-02	Recreation; Play & Dining Area	03-02-04	NCH-03-GW2-007	Store Room	-	5.00	5.10	0.10	2.0
03	GENERIC INPATIENT WARD 2	03-02	Recreation; Play & Dining Area	03-02-04	NCH-03-GW2-005	WC & handwash: accessible; wheelchair assisted	-	4.50	5.40	0.90	20.0
03	GENERIC INPATIENT WARD 2	03-02	Recreation; Play & Dining Area	03-02-04		Nett Department area		34.50	31.50	-3.00	-8.7
03	GENERIC INPATIENT WARD 2	03-02	Recreation; Play & Dining Area	03-02-04		Circulation (Allowance of 0%)		0.00	0.00	0.00	
03	GENERIC INPATIENT WARD 2	03-02	Recreation; Play & Dining Area	03-02-04		Department Total		34.50	31.50	-3.00	-8.7
03	**GENERIC INPATIENT WARD 2**	**03-02**	**Totals**			**Department Area Total incl. 30% circulation allowance**		**916.5**	**1038.4**	**121.9**	**13.3**

Building NCH - Childrens
Floor Third Floor
Iteration 31/07/2010

Floor	Department	Dep Number	Sub Department	Sub Dep Number	Room Number	Room Name	Category - area included as circulation marked *	Required Area m²	Designed Area m²	Variance from Briefed Area in m²	Variance from Briefed Area as a %
03	GENERIC INPATIENT WARD 3	03-03	Bed Area	03-03-01	NCH-03-GW3-032	Single bedroom: Children/young people; with relatives overnight stay	-	16.50	16.80	0.30	1.8
03	GENERIC INPATIENT WARD 3	03-03	Bed Area	03-03-01	NCH-03-GW3-020	Shower; WC & wash: accessible; wheelchair assisted for Single bedroom	-	4.50	4.70	0.20	4.4
03	GENERIC INPATIENT WARD 3	03-03	Bed Area	03-03-01	NCH-03-GW3-018	Single bedroom: Children/young people; with relatives overnight stay	-	16.50	16.80	0.30	1.8
03	GENERIC INPATIENT WARD 3	03-03	Bed Area	03-03-01	NCH-03-GW3-035	Single bedroom: Children/young people; with relatives overnight stay	-	16.50	16.80	0.30	1.8
03	GENERIC INPATIENT WARD 3	03-03	Bed Area	03-03-01	NCH-03-GW3-002	Single bedroom: Children/young people; with relatives overnight stay	-	16.50	16.70	0.20	1.2
03	GENERIC INPATIENT WARD 3	03-03	Bed Area	03-03-01	NCH-03-GW3-033	Shower; WC & wash: accessible; wheelchair assisted for Single bedroom	-	4.50	5.10	0.60	13.3
03	GENERIC INPATIENT WARD 3	03-03	Bed Area	03-03-01	NCH-03-GW3-010	Single bedroom: Children/young people; with relatives overnight stay	-	16.50	16.80	0.30	1.8
03	GENERIC INPATIENT WARD 3	03-03	Bed Area	03-03-01	NCH-03-GW3-038	Touchdown	-	2.00	2.00	0.00	0.0
03	GENERIC INPATIENT WARD 3	03-03	Bed Area	03-03-01	NCH-03-GW3-039	Single bedroom: Children/young people; with relatives overnight stay	-	16.50	16.70	0.20	1.2
03	GENERIC INPATIENT WARD 3	03-03	Bed Area	03-03-01	NCH-03-GW3-012	Shower; WC & wash: accessible; wheelchair assisted for Single bedroom	-	4.50	5.10	0.60	13.3
03	GENERIC INPATIENT WARD 3	03-03	Bed Area	03-03-01	NCH-03-GW3-031	Single bedroom: Children/young people; with relatives overnight stay	-	16.50	16.80	0.30	1.8
03	GENERIC INPATIENT WARD 3	03-03	Bed Area	03-03-01	NCH-03-GW3-067	Office Area with workstations (x4)	-	18.00	18.30	0.30	1.7
03	GENERIC INPATIENT WARD 3	03-03	Bed Area	03-03-01	NCH-03-GW3-007	Single bedroom: Children/young people; with relatives overnight stay	-	16.50	16.70	0.20	1.2
03	GENERIC INPATIENT WARD 3	03-03	Bed Area	03-03-01	NCH-03-GW3-060	Shower; WC & wash: accessible; wheelchair assisted for Multi-bed room	-	4.50	7.90	3.40	75.6
03	GENERIC INPATIENT WARD 3	03-03	Bed Area	03-03-01	NCH-03-GW3-027	Single bedroom: Children/young people; with relatives overnight stay	-	16.50	16.80	0.30	1.8
03	GENERIC INPATIENT WARD 3	03-03	Bed Area	03-03-01	NCH-03-GW3-028	Single bedroom: Children/young people; with relatives overnight stay	-	16.50	16.80	0.30	1.8
03	GENERIC INPATIENT WARD 3	03-03	Bed Area	03-03-01	NCH-03-GW3-019	Single bedroom: Children/young people; with relatives overnight stay	-	16.50	16.80	0.30	1.8
03	GENERIC INPATIENT WARD 3	03-03	Bed Area	03-03-01	NCH-03-GW3-072	Corridor	*-	0.00	140.90	140.90	100.0
03	GENERIC INPATIENT WARD 3	03-03	Bed Area	03-03-01	NCH-03-GW3-036	Single bedroom: Children/young people; with relatives overnight stay	-	16.50	16.70	0.20	1.2
03	GENERIC INPATIENT WARD 3	03-03	Bed Area	03-03-01	NCH-03-GW3-006	Shower; WC & wash: accessible; wheelchair assisted for Single bedroom	-	4.50	4.60	0.10	2.2
03	GENERIC INPATIENT WARD 3	03-03	Bed Area	03-03-01	NCH-03-GW3-004	Single bedroom: Children/young people; with relatives overnight stay	-	16.50	16.70	0.20	1.2
03	GENERIC INPATIENT WARD 3	03-03	Bed Area	03-03-01	NCH-03-GW3-022	Staff & communication base; open 2 staff	-	5.00	7.70	2.70	54.0
03	GENERIC INPATIENT WARD 3	03-03	Bed Area	03-03-01	NCH-03-GWS-061	Multi-bed room & day space: Children/young people; 4 beds; with relatives overnight stay	-	68.00	67.90	-0.10	-0.1
03	GENERIC INPATIENT WARD 3	03-03	Bed Area	03-03-01	NCH-03-GW3-073	Corridor	*-	0.00	120.50	120.50	100.0
03	GENERIC INPATIENT WARD 3	03-03	Bed Area	03-03-01	NCH-03-GW3-015	Single bedroom: Children/young people; with relatives overnight stay	-	16.50	16.00	-0.50	-3.0
03	GENERIC INPATIENT WARD 3	03-03	Bed Area	03-03-01	NCH-03-GW3-013	Shower; WC & wash: accessible; wheelchair assisted for Single bedroom	-	4.50	4.50	0.00	0.0
03	GENERIC INPATIENT WARD 3	03-03	Bed Area	03-03-01	NCH-03-GW3-040	Shower; WC & wash: accessible; wheelchair assisted for Single bedroom	-	4.50	4.50	0.00	0.0
03	GENERIC INPATIENT WARD 3	03-03	Bed Area	03-03-01	NCH-03-GW3-009	Shower; WC & wash: accessible; wheelchair assisted for Single bedroom	-	4.50	4.60	0.10	2.2
03	GENERIC INPATIENT WARD 3	03-03	Bed Area	03-03-01	NCH-03-GW3-041	Shower; WC & wash: accessible; wheelchair assisted for Single bedroom	-	4.50	4.80	0.30	6.7
03	GENERIC INPATIENT WARD 3	03-03	Bed Area	03-03-01	NCH-03-GW3-037	Shower; WC & wash: accessible; wheelchair assisted for Single bedroom	-	4.50	4.60	0.10	2.2
03	GENERIC INPATIENT WARD 3	03-03	Bed Area	03-03-01	NCH-03-GW3-034	Shower; WC & wash: accessible; wheelchair assisted for Single bedroom	-	4.50	4.50	0.00	0.0
03	GENERIC INPATIENT WARD 3	03-03	Bed Area	03-03-01	NCH-03-GW3-053	Single bedroom - Isolation: Children/young people; with relatives overnight stay	-	16.50	16.10	-0.40	-2.4
03	GENERIC INPATIENT WARD 3	03-03	Bed Area	03-03-01	NCH-03-GW3-014	Single bedroom: Children/young people; with relatives overnight stay	-	16.50	16.00	-0.50	-3.0
03	GENERIC INPATIENT WARD 3	03-03	Bed Area	03-03-01	NCH-03-GW3-042	Single bedroom: Children/young people; with relatives overnight stay	-	16.50	16.60	0.10	0.6
03	GENERIC INPATIENT WARD 3	03-03	Bed Area	03-03-01	NCH-03-GW3-054	Single bedroom - Isolation: Children/young people; with relatives overnight stay	-	16.50	16.80	0.30	1.8
03	GENERIC INPATIENT WARD 3	03-03	Bed Area	03-03-01	NCH-03-GW3-070	Shower; WC & wash: accessible; wheelchair assisted for Single bedroom	-	4.50	6.00	1.50	33.3
03	GENERIC INPATIENT WARD 3	03-03	Bed Area	03-03-01	NCH-03-GW3-008	Touchdown	-	2.00	1.40	-0.60	-30.0
03	GENERIC INPATIENT WARD 3	03-03	Bed Area	03-03-01	NCH-03-GW3-056	Shower; WC & wash: accessible; wheelchair assisted for Single bedroom Isolation	-	4.50	5.80	1.30	28.9
03	GENERIC INPATIENT WARD 3	03-03	Bed Area	03-03-01	NCH-03-GW3-023	Office - clinical - 2 person	-	12.00	10.70	-1.30	-10.8
03	GENERIC INPATIENT WARD 3	03-03	Bed Area	03-03-01	NCH-03-GW3-026	Shower; WC & wash: accessible; wheelchair assisted for Single bedroom	-	4.50	4.70	0.20	4.4
03	GENERIC INPATIENT WARD 3	03-03	Bed Area	03-03-01	NCH-03-GW3-017	Shower; WC & wash: accessible; wheelchair assisted for Single bedroom	-	4.50	5.10	0.60	13.3
03	GENERIC INPATIENT WARD 3	03-03	Bed Area	03-03-01	NCH-03-GW3-052	Shower; WC & wash: accessible; wheelchair assisted for Single bedroom Isolation	-	4.50	5.90	1.40	31.1
03	GENERIC INPATIENT WARD 3	03-03	Bed Area	03-03-01	NCH-03-GW3-016	Shower; WC & wash: accessible; wheelchair assisted for Single bedroom	-	4.50	4.50	0.00	0.0
03	GENERIC INPATIENT WARD 3	03-03	Bed Area	03-03-01	NCH-03-GW3-005	Shower; WC & wash: accessible; wheelchair assisted for Single bedroom	-	4.50	4.60	0.10	2.2
03	GENERIC INPATIENT WARD 3	03-03	Bed Area	03-03-01	NCH-03-GW3-029	Shower; WC & wash: accessible; wheelchair assisted for Single bedroom	-	4.50	5.10	0.60	13.3
03	GENERIC INPATIENT WARD 3	03-03	Bed Area	03-03-01	NCH-03-GW3-003	Shower; WC & wash: accessible; wheelchair assisted for Single bedroom	-	4.50	4.60	0.10	2.2
03	GENERIC INPATIENT WARD 3	03-03	Bed Area	03-03-01	NCH-03-GW3-030	Shower; WC & wash: accessible; wheelchair assisted for Single bedroom	-	4.50	4.50	0.00	0.0
03	GENERIC INPATIENT WARD 3	03-03	Bed Area	03-03-01	NCH-03-GW3-051	Lobby: air lock to bedroom	-	7.00	6.40	-0.60	-8.6
03	GENERIC INPATIENT WARD 3	03-03	Bed Area	03-03-01	NCH-03-GW3-055	Lobby: air lock to bedroom	-	7.00	8.90	1.90	27.1
03	GENERIC INPATIENT WARD 3	03-03	Bed Area	03-03-01	NCH-03-GW3-011	Single bedroom: Children/young people; with relatives overnight stay	-	16.50	16.80	0.30	1.8
03	GENERIC INPATIENT WARD 3	03-03	Bed Area	03-03-01	NCH-03-GW3-069	Single bedroom: Children/young people; with relatives overnight stay	-	16.50	16.00	-0.50	-3.0
03	GENERIC INPATIENT WARD 3	03-03	Bed Area	03-03-01		Nett Department area		545.5	561.1	15.6	2.9
03	GENERIC INPATIENT WARD 3	03-03	Bed Area	03-03-01		Circulation (Allowance of 0%)		0.0	261.4	261.4	
03	GENERIC INPATIENT WARD 3	03-03	Bed Area	03-03-01		Department Total		545.5	822.5	277.0	50.8

Building NCH - Childrens
Floor Third Floor
Iteration 31/07/2010

Floor	Department	Dep Number	Sub Department	Sub Dep Number	Room Number	Room Name	Category - area included as circulation marked *	Required Area m²	Designed Area m²	Variance from Briefed Area in m²	Variance from Briefed Area as a %
03	GENERIC INPATIENT WARD 3	03-03	Utility Area	03-03-02	- -	Parking bay: resuscitation trolley	-	1.00	0.00	-1.00	-100.0
03	GENERIC INPATIENT WARD 3	03-03	Utility Area	03-03-02	NCH-03-GW3-065	Store: linen & Clothing Back-up (required 2 combined)	-	5.00	5.60	0.60	12.0
03	GENERIC INPATIENT WARD 3	03-03	Utility Area	03-03-02	NCH-03-GW3-059	Bath; WC & wash: treatment; assisted	-	14.00	16.10	2.10	15.0
03	GENERIC INPATIENT WARD 3	03-03	Utility Area	03-03-02	NCH-03-GW3-066	Clean utility	-	14.00	14.30	0.30	2.1
03	GENERIC INPATIENT WARD 3	03-03	Utility Area	03-03-02	NCH-03-GW3-021	Store: general	-	5.00	4.80	-0.20	-4.0
03	GENERIC INPATIENT WARD 3	03-03	Utility Area	03-03-02	NCH-03-GW3-057	Cleaners Room	-	7.00	9.20	2.20	31.4
03	GENERIC INPATIENT WARD 3	03-03	Utility Area	03-03-02	NCH-03-GW3-062	Dirty utility: bedpan disposal & urine test	-	12.00	14.90	2.90	24.2
03	GENERIC INPATIENT WARD 3	03-03	Utility Area	03-03-02	NCH-03-GW3-076	Electrical Cupboard	-	0.00	2.10	2.10	100.0
03	GENERIC INPATIENT WARD 3	03-03	Utility Area	03-03-02	NCH-03-GW3-025	Store: equipment	-	5.00	4.80	-0.20	-4.0
03	GENERIC INPATIENT WARD 3	03-03	Utility Area	03-03-02	NCH-03-GW3-074	Electrical Cupboard	-	0.00	1.50	1.50	100.0
03	GENERIC INPATIENT WARD 3	03-03	Utility Area	03-03-02		Nett Department area		63.0	73.4	10.4	16.5
03	GENERIC INPATIENT WARD 3	03-03	Utility Area	03-03-02		Circulation (Allowance of 0%)		0.0	0.0	0.0	
03	GENERIC INPATIENT WARD 3	03-03	Utility Area	03-03-02		Department Total		63.0	73.4	10.4	16.5
03	GENERIC INPATIENT WARD 3	03-03	Patient Support Area	03-03-03	NCH-03-GW3-024	Pantry: serving ward	-	12.00	12.00	0.00	0.0
03	GENERIC INPATIENT WARD 3	03-03	Patient Support Area	03-03-03	NCH-03-GW3-064	Parking bay:	-	5.00	5.00	0.00	0.0
03	GENERIC INPATIENT WARD 3	03-03	Patient Support Area	03-03-03	NCH-03-GW3-063	Treatment room: child	-	16.50	14.90	-1.60	-9.7
03	GENERIC INPATIENT WARD 3	03-03	Patient Support Area	03-03-03	NCH-03-GW3-046	WC & handwash: ambulant - staff	-	2.00	4.90	2.90	145.0
03	GENERIC INPATIENT WARD 3	03-03	Patient Support Area	03-03-03	- -	Ward Food trolley parking bay	-	1.50	0.00	-1.50	-100.0
03	GENERIC INPATIENT WARD 3	03-03	Patient Support Area	03-03-03	NCH-03-GW3-058	Interview & counselling room: 5 persons	-	9.00	15.70	6.70	74.4
03	GENERIC INPATIENT WARD 3	03-03	Patient Support Area	03-03-03		Nett Department area		46.0	52.5	6.5	14.1
03	GENERIC INPATIENT WARD 3	03-03	Patient Support Area	03-03-03		Circulation (Allowance of 0%)		0.0	0.0	0.0	
03	GENERIC INPATIENT WARD 3	03-03	Patient Support Area	03-03-03		Department Total		46.0	52.5	6.5	14.1
03	GENERIC INPATIENT WARD 3	03-03	Recreation; Play & Dining Area	03-03-04	NCH-03-GW3-043	Dining room & Playroom: 10 - 15 patients	-	25.00	23.00	-2.00	-8.0
03	GENERIC INPATIENT WARD 3	03-03	Recreation; Play & Dining Area	03-03-04	NCH-03-GW3-047	Store Room	-	5.00	5.20	0.20	4.0
03	GENERIC INPATIENT WARD 3	03-03	Recreation; Play & Dining Area	03-03-04	NCH-03-GW3-048	WC & handwash: accessible; wheelchair assisted	-	4.50	4.90	0.40	8.9
03	GENERIC INPATIENT WARD 3	03-03	Recreation; Play & Dining Area	03-03-04		Nett Department area		34.50	33.10	-1.40	-4.1
03	GENERIC INPATIENT WARD 3	03-03	Recreation; Play & Dining Area	03-03-04		Circulation (Allowance of 0%)		0.00	0.00	0.00	
03	GENERIC INPATIENT WARD 3	03-03	Recreation; Play & Dining Area	03-03-04		Department Total		34.50	33.10	-1.40	-4.1
03	**GENERIC INPATIENT WARD 3**	**03-03**	**Totals**			**Department Area Total incl. 30% circulation allowance**		**895.7**	**981.5**	**85.8**	**9.6**

Building NCH - Childrens
Floor Third Floor
Iteration 31/07/2010

Floor	Department	Dep Number	Sub Department	Sub Dep Number	Room Number	Room Name	Category - area included as circulation marked *	Required Area m²	Designed Area m²	Variance from Briefed Area in m²	Variance from Briefed Area as a %
03	FM & ADMIN SUPPORT FOR WARDS	03-04	Parent / Family Facilities	03-04-01	NCH-03-GWS-026	Sitting room with beverage & snack preparation bay: 20 visitors	-	45.00	42.40	-2.60	-5.8
03	FM & ADMIN SUPPORT FOR WARDS	03-04	Parent / Family Facilities	03-04-01	NCH-03-GWS-048	Infant feeding room	-	5.50	7.90	2.40	43.6
03	FM & ADMIN SUPPORT FOR WARDS	03-04	Parent / Family Facilities	03-04-01	NCH-03-GWS-049	Nappy change room with WC & handwash; single side table access	-	7.50	8.00	0.50	6.7
03	FM & ADMIN SUPPORT FOR WARDS	03-04	Parent / Family Facilities	03-04-01	NCH-03-GWS-024	WC & handwash: accessible; wheelchair assisted plus shower	-	6.00	4.70	-1.30	-21.7
03	FM & ADMIN SUPPORT FOR WARDS	03-04	Parent / Family Facilities	03-04-01	NCH-03-GWS-047	WC - Ambulatory	-	2.00	4.90	2.90	145.0
03	FM & ADMIN SUPPORT FOR WARDS	03-04	Parent / Family Facilities	03-04-01	NCH-03-GWS-025	WC - Ambulatory	-	2.00	2.60	0.60	30.0
03	FM & ADMIN SUPPORT FOR WARDS	03-04	Parent / Family Facilities	03-04-01		Nett Department area		68.0	70.4	2.4	3.5
03	FM & ADMIN SUPPORT FOR WARDS	03-04	Parent / Family Facilities	03-04-01		Circulation (Allowance of 0%)		0.0	0.0	0.0	
03	FM & ADMIN SUPPORT FOR WARDS	03-04	Parent / Family Facilities	03-04-01		Department Total		68.0	70.4	2.4	3.5
03	FM & ADMIN SUPPORT FOR WARDS	03-04	Activity; Play & Classroom Facilities	03-04-02	NCH-03-GW3-049	Snoozelum Room	-	15.00	17.30	2.30	15.3
03	FM & ADMIN SUPPORT FOR WARDS	03-04	Activity; Play & Classroom Facilities	03-04-02	NCH-03-GWS-060	Electrical Cupboard	-	0.00	1.40	1.40	100.0
03	FM & ADMIN SUPPORT FOR WARDS	03-04	Activity; Play & Classroom Facilities	03-04-02	NCH-03-GWS-058	Corridor	*-	0.00	76.70	76.70	100.0
03	FM & ADMIN SUPPORT FOR WARDS	03-04	Activity; Play & Classroom Facilities	03-04-02	NCH-03-GWS-055	Medicinema	-	138.00	161.40	23.40	17.0
03	FM & ADMIN SUPPORT FOR WARDS	03-04	Activity; Play & Classroom Facilities	03-04-02	NCH-03-GWS-045	Supervised Play for Inpatients - (Discharge Lounge)	-	80.00	83.70	3.70	4.6
03	FM & ADMIN SUPPORT FOR WARDS	03-04	Activity; Play & Classroom Facilities	03-04-02	NCH-03-GWS-065	Medicinema Store	-	0.00	5.90	5.90	100.0
03	FM & ADMIN SUPPORT FOR WARDS	03-04	Activity; Play & Classroom Facilities	03-04-02	NCH-03-GWS-034	Group Activity (Adolescents)	-	60.00	60.20	0.20	0.3
03	FM & ADMIN SUPPORT FOR WARDS	03-04	Activity; Play & Classroom Facilities	03-04-02	NCH-03-GWS-063	Medicinema Lobby	*-	0.00	16.60	16.60	100.0
03	FM & ADMIN SUPPORT FOR WARDS	03-04	Activity; Play & Classroom Facilities	03-04-02	NCH-03-GWS-035	WC & handwash: accessible; wheelchair assisted	-	4.50	4.70	0.20	4.4
03	FM & ADMIN SUPPORT FOR WARDS	03-04	Activity; Play & Classroom Facilities	03-04-02	NCH-03-GWS-046	WC & handwash: accessible; wheelchair assisted	-	4.50	6.00	1.50	33.3
03	FM & ADMIN SUPPORT FOR WARDS	03-04	Activity; Play & Classroom Facilities	03-04-02	NCH-03-GWS-033	WC & handwash: accessible; wheelchair assisted	-	4.50	5.20	0.70	15.6
03	FM & ADMIN SUPPORT FOR WARDS	03-04	Activity; Play & Classroom Facilities	03-04-02	NCH-03-GWS-064	Medicinema Projector Room	-	0.00	12.00	12.00	100.0
03	FM & ADMIN SUPPORT FOR WARDS	03-04	Activity; Play & Classroom Facilities	03-04-02		Nett Department area		306.5	357.7	51.2	16.7
03	FM & ADMIN SUPPORT FOR WARDS	03-04	Activity; Play & Classroom Facilities	03-04-02		Circulation (Allowance of 0%)		0.0	93.3	93.3	
03	FM & ADMIN SUPPORT FOR WARDS	03-04	Activity; Play & Classroom Facilities	03-04-02		Department Total		306.5	450.9	144.4	47.1
03	FM & ADMIN SUPPORT FOR WARDS	03-04	Social Work	03-04-03	NCH-03-GWS-015	Social Workers	-	12.00	12.00	0.00	0.0
03	FM & ADMIN SUPPORT FOR WARDS	03-04	Social Work	03-04-03		Nett Department area		12.0	12.0	0.0	0.0
03	FM & ADMIN SUPPORT FOR WARDS	03-04	Social Work	03-04-03		Circulation (Allowance of 0%)		0.0	0.0	0.0	
03	FM & ADMIN SUPPORT FOR WARDS	03-04	Social Work	03-04-03		Department Total		12.0	12.0	0.0	0.0
03	FM & ADMIN SUPPORT FOR WARDS	03-04	Staff Facilities	03-04-04	NCH-03-GWS-037	Staff WC/wash	-	3.00	3.20	0.20	6.7
03	FM & ADMIN SUPPORT FOR WARDS	03-04	Staff Facilities	03-04-04	NCH-03-GWS-030	Staff Rest with beverage point	-	15.00	15.10	0.10	0.7
03	FM & ADMIN SUPPORT FOR WARDS	03-04	Staff Facilities	03-04-04	NCH-03-GWS-036	Staff locker room - F	-	30.00	32.10	2.10	7.0
03	FM & ADMIN SUPPORT FOR WARDS	03-04	Staff Facilities	03-04-04	NCH-03-GWS-038	Staff WC/wash	-	3.00	3.20	0.20	6.7
03	FM & ADMIN SUPPORT FOR WARDS	03-04	Staff Facilities	03-04-04	NCH-03-GWS-041	Staff shower	-	4.00	3.60	-0.40	-10.0
03	FM & ADMIN SUPPORT FOR WARDS	03-04	Staff Facilities	03-04-04	NCH-03-GWS-040	Staff locker room - M	-	10.00	10.20	0.20	2.0
03	FM & ADMIN SUPPORT FOR WARDS	03-04	Staff Facilities	03-04-04	NCH-03-GWS-044	Accessible shower / WC	-	4.50	4.40	-0.10	-2.2
03	FM & ADMIN SUPPORT FOR WARDS	03-04	Staff Facilities	03-04-04	NCH-03-GWS-042	Staff WC/wash	-	3.00	3.30	0.30	10.0
03	FM & ADMIN SUPPORT FOR WARDS	03-04	Staff Facilities	03-04-04	NCH-03-GWS-043	Staff WC/wash	-	3.00	3.30	0.30	10.0
03	FM & ADMIN SUPPORT FOR WARDS	03-04	Staff Facilities	03-04-04	NCH-03-GWS-039	Staff shower	-	4.00	3.60	-0.40	-10.0
03	FM & ADMIN SUPPORT FOR WARDS	03-04	Staff Facilities	03-04-04		Nett Department area		79.5	81.8	2.3	2.9
03	FM & ADMIN SUPPORT FOR WARDS	03-04	Staff Facilities	03-04-04		Circulation (Allowance of 0%)		0.0	0.0	0.0	
03	FM & ADMIN SUPPORT FOR WARDS	03-04	Staff Facilities	03-04-04		Department Total		79.5	81.8	2.3	2.9

Building NCH - Childrens
Floor Third Floor
Iteration 31/07/2010

Floor	Department	Dep Number	Sub Department	Sub Dep Number	Room Number	Room Name	Category - area included as circulation marked *	Required Area m²	Designed Area m²	Variance from Briefed Area in m²	Variance from Briefed Area as a %
03	FM & ADMIN SUPPORT FOR WARDS	03-04	Staff Offices; Workstations; Education & Support	03-04-05	NCH-03-GWS-057	Riser RE12	-	0.00	3.80	3.80	100.0
03	FM & ADMIN SUPPORT FOR WARDS	03-04	Staff Offices; Workstations; Education & Support	03-04-05	NCH-03-GW1-079	Workstations x 6	-	24.00	10.40	-13.60	-56.7
03	FM & ADMIN SUPPORT FOR WARDS	03-04	Staff Offices; Workstations; Education & Support	03-04-05	NCH-03-GW1-052	Workstations x 6	-	24.00	23.40	-0.60	-2.5
03	FM & ADMIN SUPPORT FOR WARDS	03-04	Staff Offices; Workstations; Education & Support	03-04-05	NCH-03-GWS-027	Seminar / Education Room (15 places)	-	28.00	27.90	-0.10	-0.4
03	FM & ADMIN SUPPORT FOR WARDS	03-04	Staff Offices; Workstations; Education & Support	03-04-05	NCH-03-GW3-068	Near patient testing/status laboratory	-	8.50	10.60	2.10	24.7
03	FM & ADMIN SUPPORT FOR WARDS	03-04	Staff Offices; Workstations; Education & Support	03-04-05	NCH-03-GWS-031	Seminar / Education Room (15 places)	-	28.00	35.60	7.60	27.1
03	FM & ADMIN SUPPORT FOR WARDS	03-04	Staff Offices; Workstations; Education & Support	03-04-05	NCH-03-GWS-028	Office - 4 Person	-	24.00	24.10	0.10	0.4
03	FM & ADMIN SUPPORT FOR WARDS	03-04	Staff Offices; Workstations; Education & Support	03-04-05	NCH-03-GWS-029	Office - 4 Person	-	24.00	24.10	0.10	0.4
03	FM & ADMIN SUPPORT FOR WARDS	03-04	Staff Offices; Workstations; Education & Support	03-04-05	NCH-03-GWS-018	Medicines Management	-	15.00	16.50	1.50	10.0
03	FM & ADMIN SUPPORT FOR WARDS	03-04	Staff Offices; Workstations; Education & Support	03-04-05	NCH-03-GW3-044	Workstations x 6	-	24.00	21.20	-2.80	-11.7
03	FM & ADMIN SUPPORT FOR WARDS	03-04	Staff Offices; Workstations; Education & Support	03-04-05	NCH-03-GWS-054	Corridor	*-	0.00	27.60	27.60	100.0
03	FM & ADMIN SUPPORT FOR WARDS	03-04	Staff Offices; Workstations; Education & Support	03-04-05		Nett Department area		199.5	197.7	-1.8	-0.9
03	FM & ADMIN SUPPORT FOR WARDS	03-04	Staff Offices; Workstations; Education & Support	03-04-05		Circulation (Allowance of 0%)		0.0	27.6	27.6	
03	FM & ADMIN SUPPORT FOR WARDS	03-04	Staff Offices; Workstations; Education & Support	03-04-05		Department Total		199.5	225.3	25.8	12.9
03	FM & ADMIN SUPPORT FOR WARDS	03-04	Shared FM & Other Support	03-04-06	NCH-03-GWS-010	Riser RE11	-	0.00	3.80	3.80	100.0
03	FM & ADMIN SUPPORT FOR WARDS	03-04	Shared FM & Other Support	03-04-06	NCH-03-GWS-056	Electrical Cupboard	-	0.00	1.40	1.40	100.0
03	FM & ADMIN SUPPORT FOR WARDS	03-04	Shared FM & Other Support	03-04-06	NCH-03-GW3-045	Bulk Fluid Store	-	15.00	14.60	-0.40	-2.7
03	FM & ADMIN SUPPORT FOR WARDS	03-04	Shared FM & Other Support	03-04-06	NCH-03-GWS-059	Mechanical Riser M19	-	0.00	12.00	12.00	100.0
03	FM & ADMIN SUPPORT FOR WARDS	03-04	Shared FM & Other Support	03-04-06	NCH-03-GWS-050	Electrical CUpboard	-	0.00	3.00	3.00	100.0
03	FM & ADMIN SUPPORT FOR WARDS	03-04	Shared FM & Other Support	03-04-06	NCH-03-GWS-013	Mechanical Riser M18	-	0.00	17.50	17.50	100.0
03	FM & ADMIN SUPPORT FOR WARDS	03-04	Shared FM & Other Support	03-04-06	NCH-03-GWS-011	Regen Kitchen	-	30.00	36.00	6.00	20.0
03	FM & ADMIN SUPPORT FOR WARDS	03-04	Shared FM & Other Support	03-04-06	NCH-03-GWS-012	Allowance for Wash Up	-	12.00	12.50	0.50	4.2
03	FM & ADMIN SUPPORT FOR WARDS	03-04	Shared FM & Other Support	03-04-06	NCH-03-GW3-001	Clean Equipment Store	-	8.00	7.30	-0.70	-8.8
03	FM & ADMIN SUPPORT FOR WARDS	03-04	Shared FM & Other Support	03-04-06	NCH-03-GW3-050	Disposal Hold & Recycling Point	-	20.00	9.40	-10.60	-53.0
03	FM & ADMIN SUPPORT FOR WARDS	03-04	Shared FM & Other Support	03-04-06		Nett Department area		85.0	117.7	32.7	38.5
03	FM & ADMIN SUPPORT FOR WARDS	03-04	Shared FM & Other Support	03-04-06		Circulation (Allowance of 0%)		0.0	0.0	0.0	
03	FM & ADMIN SUPPORT FOR WARDS	03-04	Shared FM & Other Support	03-04-06		Department Total		85.0	117.7	32.7	38.5
03	FM & ADMIN SUPPORT FOR WARDS	03-04	Bed; Cot & Equipment Store	03-04-07	NCH-03-GW3-071	Bed; Cot & Equipment Store	-	55.00	57.10	2.10	3.8
03	FM & ADMIN SUPPORT FOR WARDS	03-04	Bed; Cot & Equipment Store	03-04-07		Nett Department area		55.0	57.1	2.1	3.8
03	FM & ADMIN SUPPORT FOR WARDS	03-04	Bed; Cot & Equipment Store	03-04-07		Circulation (Allowance of 0%)		0.0	0.0	0.0	
03	FM & ADMIN SUPPORT FOR WARDS	03-04	Bed; Cot & Equipment Store	03-04-07		Department Total		55.0	57.1	2.1	3.8
03	FM & ADMIN SUPPORT FOR WARDS	03-04	Nephrology/Renal	03-04-08	NCH-03-GW1-079	Renal Store	-	0.00	6.50	6.50	100.0
03	FM & ADMIN SUPPORT FOR WARDS	03-04	Nephrology/Renal	03-04-08	NCH-03-GW1-002	Renal Day Case - 3 Day Trolley Space	-	13.20	53.10	39.90	302.3
03	FM & ADMIN SUPPORT FOR WARDS	03-04	Nephrology/Renal	03-04-08	NCH-03-GW1-005	Renal Day Case - isolated	-	16.00	15.80	-0.20	-1.3
03	FM & ADMIN SUPPORT FOR WARDS	03-04	Nephrology/Renal	03-04-08	NCH-03-GWS-014	Bio Engineering Room	-	20.80	29.60	8.80	42.3
03	FM & ADMIN SUPPORT FOR WARDS	03-04	Nephrology/Renal	03-04-08	NCH-03-GW1-070	Renal Day Use - Equipment Bay	-	13.20	4.50	-8.70	-65.9
03	FM & ADMIN SUPPORT FOR WARDS	03-04	Nephrology/Renal	03-04-08		Nett Department area		63.20	109.60	46.40	73.4
03	FM & ADMIN SUPPORT FOR WARDS	03-04	Nephrology/Renal	03-04-08		Circulation (Allowance of 0%)		0.00	0.00	0.00	
03	FM & ADMIN SUPPORT FOR WARDS	03-04	Nephrology/Renal	03-04-08		Department Total		63.20	109.60	46.40	73.4
03	**FM & ADMIN SUPPORT FOR WARDS**	**03-04**	**Totals**			**Department Area Total incl. 30% circulation allowance**		**1129.3**	**1124.8**	**-4.5**	**-0.4**

Building NCH - Childrens
Floor Third Floor
Iteration 31/07/2010

Floor	Department	Dep Number	Sub Department	Sub Dep Number	Room Number	Room Name	Category - area included as circulation marked *	Required Area m²	Designed Area m²	Variance from Briefed Area in m²	Variance from Briefed Area as a %
03	CONSULTANT OFFICES AND SUPPORT ACCOMMODATION	03-05	Management & Meeting Rooms	03-05-01	NCH-03-GWS-022	Other Operational Management Offies - 2 person	-	13.00	13.00	0.00	0.0
03	CONSULTANT OFFICES AND SUPPORT ACCOMMODATION	03-05	Management & Meeting Rooms	03-05-01	NCH-03-GWS-001	WC - Independent Wheelchair	-	4.50	4.70	0.20	4.4
03	CONSULTANT OFFICES AND SUPPORT ACCOMMODATION	03-05	Management & Meeting Rooms	03-05-01	NCH-03-GWS-051	WC - Ambulant User	-	2.00	4.60	2.60	130.0
03	CONSULTANT OFFICES AND SUPPORT ACCOMMODATION	03-05	Management & Meeting Rooms	03-05-01	NCH-03-GWS-009	Conference / Meeting Rooms	-	25.00	25.40	0.40	1.6
03	CONSULTANT OFFICES AND SUPPORT ACCOMMODATION	03-05	Management & Meeting Rooms	03-05-01	NCH-03-GWS-006	Store Rooms	-	4.00	3.90	-0.10	-2.5
03	CONSULTANT OFFICES AND SUPPORT ACCOMMODATION	03-05	Management & Meeting Rooms	03-05-01	NCH-03-GWS-020	Other Operational Management Offies - 2 person	-	13.00	13.00	0.00	0.0
03	CONSULTANT OFFICES AND SUPPORT ACCOMMODATION	03-05	Management & Meeting Rooms	03-05-01	NCH-03-GWS-021	Other Operational Management Offies - 2 person	-	13.00	13.00	0.00	0.0
03	CONSULTANT OFFICES AND SUPPORT ACCOMMODATION	03-05	Management & Meeting Rooms	03-05-01	NCH-03-GWS-062	Corridor	*-	0.00	79.20	79.20	100.0
03	CONSULTANT OFFICES AND SUPPORT ACCOMMODATION	03-05	Management & Meeting Rooms	03-05-01	NCH-03-GWS-007	Management Offices	-	14.00	14.30	0.30	2.1
03	CONSULTANT OFFICES AND SUPPORT ACCOMMODATION	03-05	Management & Meeting Rooms	03-05-01	NCH-03-GWS-019	Management Offices	-	14.00	15.40	1.40	10.0
03	CONSULTANT OFFICES AND SUPPORT ACCOMMODATION	03-05	Management & Meeting Rooms	03-05-01	NCH-03-GWS-053	Cleaner's Room	-	7.00	9.60	2.60	37.1
03	CONSULTANT OFFICES AND SUPPORT ACCOMMODATION	03-05	Management & Meeting Rooms	03-05-01	NCH-03-GWS-004	Beverage Bay	-	6.00	6.00	0.00	0.0
03	CONSULTANT OFFICES AND SUPPORT ACCOMMODATION	03-05	Management & Meeting Rooms	03-05-01	NCH-03-GWS-008	Conference / Meeting Rooms	-	25.00	25.40	0.40	1.6
03	CONSULTANT OFFICES AND SUPPORT ACCOMMODATION	03-05	Management & Meeting Rooms	03-05-01	NCH-03-GWS-005	Photocopying Rooms	-	6.00	6.50	0.50	8.3
03	CONSULTANT OFFICES AND SUPPORT ACCOMMODATION	03-05	Management & Meeting Rooms	03-05-01	NCH-03-GWS-003	Store Rooms	-	4.00	6.00	2.00	50.0
03	CONSULTANT OFFICES AND SUPPORT ACCOMMODATION	03-05	Management & Meeting Rooms	03-05-01	NCH-03-GWS-016	Other Operational Management Offies - 2 person	-	13.00	13.00	0.00	0.0
03	CONSULTANT OFFICES AND SUPPORT ACCOMMODATION	03-05	Management & Meeting Rooms	03-05-01	NCH-03-GWS-023	Admin & Secretarial Support - 5 person (25m2) + files annexe (5m2)	-	30.00	30.00	0.00	0.0
03	CONSULTANT OFFICES AND SUPPORT ACCOMMODATION	03-05	Management & Meeting Rooms	03-05-01	NCH-03-GWS-052	WC - Ambulant User	-	2.00	3.40	1.40	70.0
03	CONSULTANT OFFICES AND SUPPORT ACCOMMODATION	03-05	Management & Meeting Rooms	03-05-01		Nett Department area		195.50	207.20	11.70	6.0
03	CONSULTANT OFFICES AND SUPPORT ACCOMMODATION	03-05	Management & Meeting Rooms	03-05-01		Circulation (Allowance of 0%)		0.00	79.20	79.20	
03	CONSULTANT OFFICES AND SUPPORT ACCOMMODATION	03-05	Management & Meeting Rooms	03-05-01		Department Total		195.50	286.40	90.90	46.5
03	**CONSULTANT OFFICES AND SUPPORT ACCOMMODATION**	**03-05**	**Totals**			**Department Area Total incl. 30% circulation allowance**		**254.2**	**286.4**	**32.3**	**12.7**

Building NCH - Childrens
Floor Third Floor
Iteration 31/07/2010

Floor	Department	Dep Number	Sub Department	Sub Dep Number	Room Number	Room Name	Category - area included as circulation marked *	Required Area m²	Designed Area m²	Variance from Briefed Area in m²	Variance from Briefed Area as a %
03	THIRD FLOOR FM FACILITIES	03-06	Third Floor FM Facilities	03-06-01	NCH-03-FMC3-006	Core K IT Hub	-	0.00	9.20	9.20	100.0
03	THIRD FLOOR FM FACILITIES	03-06	Third Floor FM Facilities	03-06-01	NCH-03-FMC3-005	Core K Dirty Hold	-	0.00	8.60	8.60	100.0
03	THIRD FLOOR FM FACILITIES	03-06	Third Floor FM Facilities	03-06-01	NCH-03-FMC3-004	Core K Clean Hold	-	0.00	8.30	8.30	100.0
03	THIRD FLOOR FM FACILITIES	03-06	Third Floor FM Facilities	03-06-01	NCH-03-FMC3-003	Core H IT Hub	-	0.00	9.20	9.20	100.0
03	THIRD FLOOR FM FACILITIES	03-06	Third Floor FM Facilities	03-06-01	NCH-03-FMC3-002	Core H Dirty Hold	-	0.00	8.10	8.10	100.0
03	THIRD FLOOR FM FACILITIES	03-06	Third Floor FM Facilities	03-06-01	NCH-03-FMC3-001	Core H Clean Hold	-	0.00	8.30	8.30	100.0
03	THIRD FLOOR FM FACILITIES	03-06	Third Floor FM Facilities	03-06-01		Nett Department area		0.00	51.60	51.60	100.0
03	THIRD FLOOR FM FACILITIES	03-06	Third Floor FM Facilities	03-06-01		Circulation (Allowance of 0%)		0.00	0.00	0.00	
03	THIRD FLOOR FM FACILITIES	03-06	Third Floor FM Facilities	03-06-01		Department Total		0.00	51.60	51.60	100.0
03	**THIRD FLOOR FM FACILITIES**	**03-06**	**Totals**			**Department Area Total incl. 30% circulation allowance**		**0.0**	**51.6**	**51.6**	**100.0**

Building NCH - Childrens
Floor Third Floor
Iteration 31/07/2010

Floor	Department	Dep Number	Sub Department	Sub Dep Number	Room Number	Room Name	Category - area included as circulation marked *	Required Area m²	Designed Area m²	Variance from Briefed Area in m²	Variance from Briefed Area as a %
03	THIRD FLOOR COMMUNICATION	03-07	Third Floor Communications	03-07-01	NCH-03-CC3-010	Core H FM Lift	*-	0.00	11.70	11.70	100.0
03	THIRD FLOOR COMMUNICATION	03-07	Third Floor Communications	03-07-01	NCH-03-CC3-037	Core L Stair	*-	0.00	42.40	42.40	100.0
03	THIRD FLOOR COMMUNICATION	03-07	Third Floor Communications	03-07-01	NCH-03-CC3-051	Core L Mechanical Riser M36	-	0.00	12.50	12.50	100.0
03	THIRD FLOOR COMMUNICATION	03-07	Third Floor Communications	03-07-01	NCH-03-CC3-008	Core H Riser M38	-	0.00	3.40	3.40	100.0
03	THIRD FLOOR COMMUNICATION	03-07	Third Floor Communications	03-07-01	NCH-03-CC3-042	Core J Public Lift Lobby	*-	0.00	21.60	21.60	100.0
03	THIRD FLOOR COMMUNICATION	03-07	Third Floor Communications	03-07-01	NCH-03-CC3-033	Core L Lift	*-	0.00	6.10	6.10	100.0
03	THIRD FLOOR COMMUNICATION	03-07	Third Floor Communications	03-07-01	NCH-03-CC3-018	Core H Bed/Patient Lift	*-	0.00	11.70	11.70	100.0
03	THIRD FLOOR COMMUNICATION	03-07	Third Floor Communications	03-07-01	NCH-03-CC3-005	Core K Riser	-	0.00	3.00	3.00	100.0
03	THIRD FLOOR COMMUNICATION	03-07	Third Floor Communications	03-07-01	NCH-03-CC3-030	Core K Bed/Patient Lift	*-	0.00	11.70	11.70	100.0
03	THIRD FLOOR COMMUNICATION	03-07	Third Floor Communications	03-07-01	NCH-03-CC3-011	Core H FM Lift Lobby	*-	0.00	23.50	23.50	100.0
03	THIRD FLOOR COMMUNICATION	03-07	Third Floor Communications	03-07-01	NCH-03-CC3-016	Core H Bed/Patient Lift Lobby	*-	0.00	29.50	29.50	100.0
03	THIRD FLOOR COMMUNICATION	03-07	Third Floor Communications	03-07-01	NCH-03-CC3-014	Hospital Street	*-	0.00	30.70	30.70	100.0
03	THIRD FLOOR COMMUNICATION	03-07	Third Floor Communications	03-07-01	NCH-03-CC3-009	Core H FM Lift	*-	0.00	11.70	11.70	100.0
03	THIRD FLOOR COMMUNICATION	03-07	Third Floor Communications	03-07-01	NCH-03-CC3-012	Core H Stair	*-	0.00	33.30	33.30	100.0
03	THIRD FLOOR COMMUNICATION	03-07	Third Floor Communications	03-07-01	NCH-03-CC3-017	Core H Bed/Patient Lift	*-	0.00	11.70	11.70	100.0
03	THIRD FLOOR COMMUNICATION	03-07	Third Floor Communications	03-07-01	NCH-03-CC3-046	Core K HV Riser	-	0.00	0.40	0.40	100.0
03	THIRD FLOOR COMMUNICATION	03-07	Third Floor Communications	03-07-01	NCH-03-CC3-022	Core K FM Lift	*-	0.00	11.70	11.70	100.0
03	THIRD FLOOR COMMUNICATION	03-07	Third Floor Communications	03-07-01	NCH-03-CC3-050	Core J Mechanical Riser M34	-	0.00	13.90	13.90	100.0
03	THIRD FLOOR COMMUNICATION	03-07	Third Floor Communications	03-07-01	NCH-03-CC3-049	Core J Mechanical Riser M20	-	0.00	13.90	13.90	100.0
03	THIRD FLOOR COMMUNICATION	03-07	Third Floor Communications	03-07-01	NCH-03-CC3-025	Core K Stair	*-	0.00	33.30	33.30	100.0
03	THIRD FLOOR COMMUNICATION	03-07	Third Floor Communications	03-07-01	NCH-03-CC3-004	Hospital Street	*-	0.00	13.60	13.60	100.0
03	THIRD FLOOR COMMUNICATION	03-07	Third Floor Communications	03-07-01	NCH-03-CC3-003	Hospital Street	*-	0.00	81.40	81.40	100.0
03	THIRD FLOOR COMMUNICATION	03-07	Third Floor Communications	03-07-01	NCH-03-CC3-040	Core J Public Lift	*-	0.00	6.10	6.10	100.0
03	THIRD FLOOR COMMUNICATION	03-07	Third Floor Communications	03-07-01	NCH-03-CC3-021	Core K Riser M39	-	0.00	3.40	3.40	100.0
03	THIRD FLOOR COMMUNICATION	03-07	Third Floor Communications	03-07-01	NCH-03-CC3-045	Core J Public Lift	*-	0.00	6.10	6.10	100.0
03	THIRD FLOOR COMMUNICATION	03-07	Third Floor Communications	03-07-01	NCH-03-CC3-031	Core K Bed/Patient Lift	*-	0.00	11.70	11.70	100.0
03	THIRD FLOOR COMMUNICATION	03-07	Third Floor Communications	03-07-01	NCH-03-CC3-044	Core J Public Lift	*-	0.00	6.10	6.10	100.0
03	THIRD FLOOR COMMUNICATION	03-07	Third Floor Communications	03-07-01	NCH-03-CC3-024	Core K FM Lift Lobby	*-	0.00	23.70	23.70	100.0
03	THIRD FLOOR COMMUNICATION	03-07	Third Floor Communications	03-07-01	NCH-03-CC3-054	Hospital Street	*-	0.00	81.50	81.50	100.0
03	THIRD FLOOR COMMUNICATION	03-07	Third Floor Communications	03-07-01	NCH-03-CC3-032	Hospital Street	*-	0.00	30.70	30.70	100.0
03	THIRD FLOOR COMMUNICATION	03-07	Third Floor Communications	03-07-01	NCH-03-CC3-029	Core K Bed/Patient Lift Lobby	*-	0.00	28.90	28.90	100.0
03	THIRD FLOOR COMMUNICATION	03-07	Third Floor Communications	03-07-01	NCH-03-CC3-023	Core K FM Lift	*-	0.00	11.70	11.70	100.0
03	THIRD FLOOR COMMUNICATION	03-07	Third Floor Communications	03-07-01	NCH-03-CC3-039	Core J Public Lift	*-	0.00	6.10	6.10	100.0
03	THIRD FLOOR COMMUNICATION	03-07	Third Floor Communications	03-07-01		Nett Department area		0.00	50.70	50.70	100.0
03	THIRD FLOOR COMMUNICATION	03-07	Third Floor Communications	03-07-01		Circulation (Allowance of 0%)		0.00	598.50	598.50	
03	THIRD FLOOR COMMUNICATION	03-07	Third Floor Communications	03-07-01		Department Total		0.00	649.10	649.10	100.0
03	**THIRD FLOOR COMMUNICATION**	**03-07**	**Totals**			**Department Area Total incl. 30% circulation allowance**		**0.0**	**649.1**	**649.1**	**100.0**

Building NCH - Childrens
Floor Third Floor
Iteration 31/07/2010

Floor	Department	Dep Number	Sub Department	Sub Dep Number	Room Number	Room Name	Category - area included as circulation marked *	Required Area m²	Designed Area m²	Variance from Briefed Area in m²	Variance from Briefed Area as a %
03	GENERIC INPATIENT WARD 1	03-01	Totals			Department Area Total incl. 30% circulation allowance		938.0	1006.9	69.0	7.4
03	GENERIC INPATIENT WARD 2	03-02	Totals			Department Area Total incl. 30% circulation allowance		916.5	1038.4	121.9	13.3
03	GENERIC INPATIENT WARD 3	03-03	Totals			Department Area Total incl. 30% circulation allowance		895.7	981.5	85.8	9.6
03	FM & ADMIN SUPPORT FOR WARDS	03-04	Totals			Department Area Total incl. 30% circulation allowance		1129.3	1124.8	-4.5	-0.4
03	CONSULTANT OFFICES AND SUPPORT ACCOMMODATION	03-05	Totals			Department Area Total incl. 30% circulation allowance		254.2	286.4	32.3	12.7
03	THIRD FLOOR FM FACILITIES	03-06	Totals			Department Area Total incl. 30% circulation allowance		0.0	51.6	51.6	100.0
03	THIRD FLOOR COMMUNICATION	03-07	Totals			Department Area Total incl. 30% circulation allowance		0.0	649.1	649.1	100.0
03	**THIRD FLOOR TOTAL**		**Totals**			**GRAND TOTAL**		**4133.6**	**5138.7**	**1005.1**	**24.3**

Building NCH - Childrens
Floor Fourth Floor
Iteration 31/07/2010

Floor	Department	Dep Number	Sub Department	Sub Dep Number	Room Number	Room Name	Category - area included as circulation marked *	Required Area m²	Designed Area m²	Variance from Briefed Area in m²	Variance from Briefed Area as a %
04	DEPT OF CHILD FORENSIC PSYCHOLOGY - DCFP	04-01	DCFP	04-01-01	NCH-04-DCFP-006	Ward Manager Office	-	9.00	9.00	0.00	0.0
04	DEPT OF CHILD FORENSIC PSYCHOLOGY - DCFP	04-01	DCFP	04-01-01	NCH-04-DCFP-013	wc (disabled)	-	4.50	5.60	1.10	24.4
04	DEPT OF CHILD FORENSIC PSYCHOLOGY - DCFP	04-01	DCFP	04-01-01	NCH-04-DCFP-043	Living room	-	18.00	17.70	-0.30	-1.7
04	DEPT OF CHILD FORENSIC PSYCHOLOGY - DCFP	04-01	DCFP	04-01-01	NCH-04-DCFP-042	Store	-	10.00	10.10	0.10	1.0
04	DEPT OF CHILD FORENSIC PSYCHOLOGY - DCFP	04-01	DCFP	04-01-01	NCH-04-DCFP-017	clinic treatment room	-	16.50	15.90	-0.60	-3.6
04	DEPT OF CHILD FORENSIC PSYCHOLOGY - DCFP	04-01	DCFP	04-01-01	NCH-04-DCFP-030	Ensuite WC & WHB	-	4.50	4.70	0.20	4.4
04	DEPT OF CHILD FORENSIC PSYCHOLOGY - DCFP	04-01	DCFP	04-01-01	NCH-04-DCFP-031	2 - Bed room	-	34.00	33.00	-1.00	-2.9
04	DEPT OF CHILD FORENSIC PSYCHOLOGY - DCFP	04-01	DCFP	04-01-01	NCH-04-DCFP-034	1 - Bed room	-	16.50	16.70	0.20	1.2
04	DEPT OF CHILD FORENSIC PSYCHOLOGY - DCFP	04-01	DCFP	04-01-01	NCH-04-DCFP-032	1 - Bed room	-	16.50	15.90	-0.60	-3.6
04	DEPT OF CHILD FORENSIC PSYCHOLOGY - DCFP	04-01	DCFP	04-01-01	NCH-04-DCFP-048	school - wc s (disabled)	-	4.50	4.60	0.10	2.2
04	DEPT OF CHILD FORENSIC PSYCHOLOGY - DCFP	04-01	DCFP	04-01-01	NCH-04-DCFP-002	Mechanical Riser M33	-	0.00	12.50	12.50	100.0
04	DEPT OF CHILD FORENSIC PSYCHOLOGY - DCFP	04-01	DCFP	04-01-01	NCH-04-DCFP-052	External Sensory Play Area (Soft Play ball)	-	100.00	176.50	76.50	76.5
04	DEPT OF CHILD FORENSIC PSYCHOLOGY - DCFP	04-01	DCFP	04-01-01	NCH-04-DCFP-012	Therapy Rooms	-	10.00	10.10	0.10	1.0
04	DEPT OF CHILD FORENSIC PSYCHOLOGY - DCFP	04-01	DCFP	04-01-01	NCH-04-DCFP-010	Staff room (max 10 people)	-	15.00	15.10	0.10	0.7
04	DEPT OF CHILD FORENSIC PSYCHOLOGY - DCFP	04-01	DCFP	04-01-01	NCH-04-DCFP-011	Therapy Rooms	-	10.00	10.00	0.00	0.0
04	DEPT OF CHILD FORENSIC PSYCHOLOGY - DCFP	04-01	DCFP	04-01-01	NCH-04-DCFP-025	Sluice	-	10.00	10.00	0.00	0.0
04	DEPT OF CHILD FORENSIC PSYCHOLOGY - DCFP	04-01	DCFP	04-01-01	NCH-04-DCFP-028	DSR	-	7.00	8.00	1.00	14.3
04	DEPT OF CHILD FORENSIC PSYCHOLOGY - DCFP	04-01	DCFP	04-01-01	NCH-04-DCFP-050	Snoezling Room	-	12.00	12.90	0.90	7.5
04	DEPT OF CHILD FORENSIC PSYCHOLOGY - DCFP	04-01	DCFP	04-01-01	NCH-04-DCFP-016	Electrical Riser	-	0.00	1.60	1.60	100.0
04	DEPT OF CHILD FORENSIC PSYCHOLOGY - DCFP	04-01	DCFP	04-01-01	NCH-04-DCFP-051	Ball Pool	-	25.00	26.10	1.10	4.4
04	DEPT OF CHILD FORENSIC PSYCHOLOGY - DCFP	04-01	DCFP	04-01-01	NCH-04-DCFP-007	Disposal Hold	-	10.00	10.00	0.00	0.0
04	DEPT OF CHILD FORENSIC PSYCHOLOGY - DCFP	04-01	DCFP	04-01-01	NCH-04-DCFP-004	Corridor	*-	0.00	113.00	113.00	100.0
04	DEPT OF CHILD FORENSIC PSYCHOLOGY - DCFP	04-01	DCFP	04-01-01	NCH-04-DCFP-049	Regen Kitchen	-	24.00	24.00	0.00	0.0
04	DEPT OF CHILD FORENSIC PSYCHOLOGY - DCFP	04-01	DCFP	04-01-01	NCH-04-DCFP-026	Corridor	*-	0.00	95.60	95.60	100.0
04	DEPT OF CHILD FORENSIC PSYCHOLOGY - DCFP	04-01	DCFP	04-01-01	NCH-04-DCFP-047	Corridor	*-	0.00	50.70	50.70	100.0
04	DEPT OF CHILD FORENSIC PSYCHOLOGY - DCFP	04-01	DCFP	04-01-01	NCH-04-DCFP-035	2 - Bed room	-	34.00	33.20	-0.80	-2.4
04	DEPT OF CHILD FORENSIC PSYCHOLOGY - DCFP	04-01	DCFP	04-01-01	NCH-04-DCFP-018	school - store	-	5.00	4.10	-0.90	-18.0
04	DEPT OF CHILD FORENSIC PSYCHOLOGY - DCFP	04-01	DCFP	04-01-01	NCH-04-DCFP-021	school - wc s (disabled)	-	4.50	2.40	-2.10	-46.7
04	DEPT OF CHILD FORENSIC PSYCHOLOGY - DCFP	04-01	DCFP	04-01-01	NCH-04-DCFP-022	school - classrooms	-	15.00	14.60	-0.40	-2.7
04	DEPT OF CHILD FORENSIC PSYCHOLOGY - DCFP	04-01	DCFP	04-01-01	NCH-04-DCFP-039	Electrical Riser	-	0.00	1.50	1.50	100.0
04	DEPT OF CHILD FORENSIC PSYCHOLOGY - DCFP	04-01	DCFP	04-01-01	NCH-04-DCFP-014	Therapy Rooms	-	10.00	10.00	0.00	0.0
04	DEPT OF CHILD FORENSIC PSYCHOLOGY - DCFP	04-01	DCFP	04-01-01	NCH-04-DCFP-001	Mechanical Riser M32	-	0.00	12.50	12.50	100.0
04	DEPT OF CHILD FORENSIC PSYCHOLOGY - DCFP	04-01	DCFP	04-01-01	NCH-04-DCFP-020	school - classrooms	-	10.00	11.10	1.10	11.0
04	DEPT OF CHILD FORENSIC PSYCHOLOGY - DCFP	04-01	DCFP	04-01-01	NCH-04-DCFP-044	ward pantry	-	12.00	11.90	-0.10	-0.8
04	DEPT OF CHILD FORENSIC PSYCHOLOGY - DCFP	04-01	DCFP	04-01-01	NCH-04-DCFP-041	Work Station room	-	15.00	14.20	-0.80	-5.3
04	DEPT OF CHILD FORENSIC PSYCHOLOGY - DCFP	04-01	DCFP	04-01-01	NCH-04-DCFP-019	Store - therapy equipment	-	5.00	4.10	-0.90	-18.0
04	DEPT OF CHILD FORENSIC PSYCHOLOGY - DCFP	04-01	DCFP	04-01-01	NCH-04-DCFP-015	Observation room	-	9.00	8.40	-0.60	-6.7
04	DEPT OF CHILD FORENSIC PSYCHOLOGY - DCFP	04-01	DCFP	04-01-01	NCH-04-DCFP-037	1 - Bed room	-	16.50	16.20	-0.30	-1.8
04	DEPT OF CHILD FORENSIC PSYCHOLOGY - DCFP	04-01	DCFP	04-01-01	NCH-04-DCFP-040	Family Room	-	15.00	15.70	0.70	4.7
04	DEPT OF CHILD FORENSIC PSYCHOLOGY - DCFP	04-01	DCFP	04-01-01	NCH-04-DCFP-029	Therapy room with wet and dry areas	-	15.00	15.00	0.00	0.0
04	DEPT OF CHILD FORENSIC PSYCHOLOGY - DCFP	04-01	DCFP	04-01-01	NCH-04-DCFP-023	OT/SLT Therapy room	-	15.00	14.70	-0.30	-2.0
04	DEPT OF CHILD FORENSIC PSYCHOLOGY - DCFP	04-01	DCFP	04-01-01	NCH-04-DCFP-024	Quiet room	-	10.00	9.70	-0.30	-3.0
04	DEPT OF CHILD FORENSIC PSYCHOLOGY - DCFP	04-01	DCFP	04-01-01	NCH-04-DCFP-009	Large group interview room(Therapy room)	-	18.00	18.00	0.00	0.0
04	DEPT OF CHILD FORENSIC PSYCHOLOGY - DCFP	04-01	DCFP	04-01-01	NCH-04-DCFP-045	Dining room	-	20.00	20.70	0.70	3.5
04	DEPT OF CHILD FORENSIC PSYCHOLOGY - DCFP	04-01	DCFP	04-01-01	NCH-04-DCFP-005	Reception	-	10.00	10.00	0.00	0.0
04	DEPT OF CHILD FORENSIC PSYCHOLOGY - DCFP	04-01	DCFP	04-01-01	NCH-04-DCFP-033	Nurses Station	-	12.00	12.00	0.00	0.0
04	DEPT OF CHILD FORENSIC PSYCHOLOGY - DCFP	04-01	DCFP	04-01-01	NCH-04-DCFP-027	Assisted Shower room	-	8.00	8.00	0.00	0.0
04	DEPT OF CHILD FORENSIC PSYCHOLOGY - DCFP	04-01	DCFP	04-01-01	NCH-04-DCFP-038	Assisted Bathroom	-	14.00	14.50	0.50	3.6
04	DEPT OF CHILD FORENSIC PSYCHOLOGY - DCFP	04-01	DCFP	04-01-01	NCH-04-DCFP-008	Multi disciplinary team room (10 person)	-	20.00	20.10	0.10	0.5
04	DEPT OF CHILD FORENSIC PSYCHOLOGY - DCFP	04-01	DCFP	04-01-01	NCH-04-DCFP-036	Ensuite WC & WHB	-	4.50	4.70	0.20	4.4
04	DEPT OF CHILD FORENSIC PSYCHOLOGY - DCFP	04-01	DCFP	04-01-01		Nett Department area		654.50	757.30	102.80	15.7
04	DEPT OF CHILD FORENSIC PSYCHOLOGY - DCFP	04-01	DCFP	04-01-01		Circulation (Allowance of 0%)		0.00	259.30	259.30	
04	DEPT OF CHILD FORENSIC PSYCHOLOGY - DCFP	04-01	DCFP	04-01-01		Department Total		654.50	1,016.60	362.10	55.3
04	**DEPT OF CHILD FORENSIC PSYCHOLOGY - DCFP**	**04-01**	**Totals**			**Department Area Total incl. 30% circulation allowance**		**850.9**	**1016.6**	**165.8**	**19.5**

Building NCH - Childrens
Floor Fourth Floor
Iteration 31/07/2010

Floor	Department	Dep Number	Sub Department	Sub Dep Number	Room Number	Room Name	Category - area included as circulation marked *	Required Area m²	Designed Area m²	Variance from Briefed Area in m²	Variance from Briefed Area as a %
04	PLANTROOM	04-02	Plantroom	04-02-01	1	Plantroom	-	0.00	1,010.60	1,010.60	100.0
04	PLANTROOM	04-02	Plantroom	04-02-01	1	Plantroom	-	0.00	894.40	894.40	100.0
04	PLANTROOM	04-02	Plantroom	04-02-01	1	Plantroom	-	0.00	1,094.60	1,094.60	100.0
04	PLANTROOM	04-02	Plantroom	04-02-01	1	Computer Room	-	0.00	100.00	100.00	100.0
04	PLANTROOM	04-02	Plantroom	04-02-01		Nett Department area		0.00	3,099.60	3,099.60	100.0
04	PLANTROOM	04-02	Plantroom	04-02-01		Circulation (Allowance of 0%)		0.00	0.00	0.00	
04	PLANTROOM	04-02	Plantroom	04-02-01		Department Total		0.00	3,099.60	3,099.60	100.0
04	**PLANTROOM**	**04-02**	**Totals**			**Department Area Total incl. 30% circulation allowance**		**0.0**	**3099.6**	**3099.6**	**100.0**

Building NCH - Childrens
Floor Fourth Floor
Iteration 31/07/2010

Floor	Department	Dep Number	Sub Department	Sub Dep Number	Room Number	Room Name	Category - area included as circulation marked *	Required Area m²	Designed Area m²	Variance from Briefed Area in m²	Variance from Briefed Area as a %
04	FOURTH FLOOR FM FACILITIES	04-03	Fourth Floor FM Facilities	04-03-01	NCH-04-FMC4-004	Core K Clean Hold	-	0.00	8.30	8.30	100.0
04	FOURTH FLOOR FM FACILITIES	04-03	Fourth Floor FM Facilities	04-03-01	NCH-04-FMC4-006	Core K IT Hub	-	0.00	9.20	9.20	100.0
04	FOURTH FLOOR FM FACILITIES	04-03	Fourth Floor FM Facilities	04-03-01	NCH-04-FMC4-005	Core K Dirty Hold	-	0.00	8.60	8.60	100.0
04	FOURTH FLOOR FM FACILITIES	04-03	Fourth Floor FM Facilities	04-03-01	NCH-04-FMC4-003	Core H IT Hub	-	0.00	9.20	9.20	100.0
04	FOURTH FLOOR FM FACILITIES	04-03	Fourth Floor FM Facilities	04-03-01		Nett Department area		0.00	35.20	35.20	100.0
04	FOURTH FLOOR FM FACILITIES	04-03	Fourth Floor FM Facilities	04-03-01		Circulation (Allowance of 0%)		0.00	0.00	0.00	
04	FOURTH FLOOR FM FACILITIES	04-03	Fourth Floor FM Facilities	04-03-01		Department Total		0.00	35.20	35.20	100.0
04	**FOURTH FLOOR FM FACILITIES**	**04-03**	**Totals**			**Department Area Total incl. 30% circulation allowance**		**0.0**	**35.2**	**35.2**	**100.0**

Building NCH - Childrens
Floor Fourth Floor
Iteration 31/07/2010

Floor	Department	Dep Number	Sub Department	Sub Dep Number	Room Number	Room Name	Category - area included as circulation marked *	Required Area m²	Designed Area m²	Variance from Briefed Area in m²	Variance from Briefed Area as a %
04	FOURTH FLOOR COMMUNICATION	04-04	Fourth Floor Communications	04-04-01	NCH-04-CC4-030	Core K Bed/Patient Lift	*-	0.00	11.70	11.70	100.0
04	FOURTH FLOOR COMMUNICATION	04-04	Fourth Floor Communications	04-04-01	NCH-04-CC4-008	Core H Riser M38	-	0.00	3.40	3.40	100.0
04	FOURTH FLOOR COMMUNICATION	04-04	Fourth Floor Communications	04-04-01	NCH-04-CC4-011	Core H FM Lift Lobby	*-	0.00	40.30	40.30	100.0
04	FOURTH FLOOR COMMUNICATION	04-04	Fourth Floor Communications	04-04-01	NCH-04-CC4-009	Core H FM Lift	*-	0.00	11.70	11.70	100.0
04	FOURTH FLOOR COMMUNICATION	04-04	Fourth Floor Communications	04-04-01	NCH-04-CC4-016	Core H Bed/Patient Lift Lobby	*-	0.00	29.50	29.50	100.0
04	FOURTH FLOOR COMMUNICATION	04-04	Fourth Floor Communications	04-04-01	NCH-04-CC4-017	Core H Bed/Patient Lift	*-	0.00	11.70	11.70	100.0
04	FOURTH FLOOR COMMUNICATION	04-04	Fourth Floor Communications	04-04-01	NCH-04-CC4-014	Hospital Street	*-	0.00	30.20	30.20	100.0
04	FOURTH FLOOR COMMUNICATION	04-04	Fourth Floor Communications	04-04-01	NCH-04-CC4-050	Core J Mechanical Riser M34	*-	0.00	13.90	13.90	100.0
04	FOURTH FLOOR COMMUNICATION	04-04	Fourth Floor Communications	04-04-01	NCH-04-CC4-031	Core K Bed/Patient Lift	*-	0.00	11.70	11.70	100.0
04	FOURTH FLOOR COMMUNICATION	04-04	Fourth Floor Communications	04-04-01	NCH-04-CC4-002	Mechanical Riser M17	-	0.00	12.50	12.50	100.0
04	FOURTH FLOOR COMMUNICATION	04-04	Fourth Floor Communications	04-04-01	NCH-04-CC4-033	Core L Lift	*-	0.00	6.10	6.10	100.0
04	FOURTH FLOOR COMMUNICATION	04-04	Fourth Floor Communications	04-04-01	NCH-04-CC4-037	Core L Stair	*-	0.00	42.40	42.40	100.0
04	FOURTH FLOOR COMMUNICATION	04-04	Fourth Floor Communications	04-04-01	NCH-04-CC4-051	Core L Mechanical Riser M36	-	0.00	12.50	12.50	100.0
04	FOURTH FLOOR COMMUNICATION	04-04	Fourth Floor Communications	04-04-01	NCH-04-CC4-004	Electrical Riser RE12	-	0.00	3.00	3.00	100.0
04	FOURTH FLOOR COMMUNICATION	04-04	Fourth Floor Communications	04-04-01	NCH-04-CC4-010	Core H FM Lift	*-	0.00	11.70	11.70	100.0
04	FOURTH FLOOR COMMUNICATION	04-04	Fourth Floor Communications	04-04-01	NCH-04-CC4-049	Core J Mechanical Riser M20	*-	0.00	13.90	13.90	100.0
04	FOURTH FLOOR COMMUNICATION	04-04	Fourth Floor Communications	04-04-01	NCH-04-CC4-026	Core H Walkway	*-	0.00	25.40	25.40	100.0
04	FOURTH FLOOR COMMUNICATION	04-04	Fourth Floor Communications	04-04-01	NCH-04-CC4-005	Core K Riser M33A	-	0.00	3.00	3.00	100.0
04	FOURTH FLOOR COMMUNICATION	04-04	Fourth Floor Communications	04-04-01	NCH-04-CC4-022	Core K FM Lift	*-	0.00	11.70	11.70	100.0
04	FOURTH FLOOR COMMUNICATION	04-04	Fourth Floor Communications	04-04-01	NCH-04-CC4-023	Core K FM Lift	*-	0.00	11.70	11.70	100.0
04	FOURTH FLOOR COMMUNICATION	04-04	Fourth Floor Communications	04-04-01	NCH-04-CC4-025	Core K Stair	*-	0.00	33.30	33.30	100.0
04	FOURTH FLOOR COMMUNICATION	04-04	Fourth Floor Communications	04-04-01	NCH-04-CC4-054	Hospital Street	*-	0.00	81.70	81.70	100.0
04	FOURTH FLOOR COMMUNICATION	04-04	Fourth Floor Communications	04-04-01	NCH-04-CC4-021	Core K Riser M39	-	0.00	3.40	3.40	100.0
04	FOURTH FLOOR COMMUNICATION	04-04	Fourth Floor Communications	04-04-01	NCH-04-CC4-046	Core K HV Riser	-	0.00	0.40	0.40	100.0
04	FOURTH FLOOR COMMUNICATION	04-04	Fourth Floor Communications	04-04-01	NCH-04-CC4-012	Core H Stair	*-	0.00	33.30	33.30	100.0
04	FOURTH FLOOR COMMUNICATION	04-04	Fourth Floor Communications	04-04-01	NCH-04-CC4-032	Hospital Street	*-	0.00	30.70	30.70	100.0
04	FOURTH FLOOR COMMUNICATION	04-04	Fourth Floor Communications	04-04-01	NCH-04-CC4-001	Mechanical Riser M16	-	0.00	11.70	11.70	100.0
04	FOURTH FLOOR COMMUNICATION	04-04	Fourth Floor Communications	04-04-01	NCH-04-CC4-018	Core H Bed/Patient Lift	*-	0.00	11.70	11.70	100.0
04	FOURTH FLOOR COMMUNICATION	04-04	Fourth Floor Communications	04-04-01	NCH-04-CC4-006	Electrical Riser	-	0.00	3.00	3.00	100.0
04	FOURTH FLOOR COMMUNICATION	04-04	Fourth Floor Communications	04-04-01	NCH-04-CC4-029	Core K Bed/Patient Lift Lobby	*-	0.00	28.90	28.90	100.0
04	FOURTH FLOOR COMMUNICATION	04-04	Fourth Floor Communications	04-04-01	NCH-04-CC4-003	Electrical Riser RE11	-	0.00	3.00	3.00	100.0
04	FOURTH FLOOR COMMUNICATION	04-04	Fourth Floor Communications	04-04-01	NCH-04-CC4-007	Mechanical Riser M18	-	0.00	12.20	12.20	100.0
04	FOURTH FLOOR COMMUNICATION	04-04	Fourth Floor Communications	04-04-01	NCH-04-CC4-013	Mechanical Riser M19	-	0.00	12.00	12.00	100.0
04	FOURTH FLOOR COMMUNICATION	04-04	Fourth Floor Communications	04-04-01	NCH-04-CC4-024	Core K FM Lift Lobby	*-	0.00	23.70	23.70	100.0
04	FOURTH FLOOR COMMUNICATION	04-04	Fourth Floor Communications	04-04-01	NCH-04-CC4-027	Walkway	*-	0.00	30.60	30.60	100.0
04	FOURTH FLOOR COMMUNICATION	04-04	Fourth Floor Communications	04-04-01		Nett Department area		0.00	80.20	80.20	100.0
04	FOURTH FLOOR COMMUNICATION	04-04	Fourth Floor Communications	04-04-01		Circulation (Allowance of 0%)		0.00	557.80	557.80	
04	FOURTH FLOOR COMMUNICATION	04-04	Fourth Floor Communications	04-04-01		Department Total		0.00	638.00	638.00	100.0
04	**FOURTH FLOOR COMMUNICATION**	**04-04**	**Totals**			**Department Area Total incl. 30% circulation allowance**		**0.0**	**638.0**	**638.0**	**100.0**

Building NCH - Childrens
Floor Fourth Floor
Iteration 31/07/2010

Floor	Department	Dep Number	Sub Department	Sub Dep Number	Room Number	Room Name	Category - area included as circulation marked *	Required Area m²	Designed Area m²	Variance from Briefed Area in m²	Variance from Briefed Area as a %
04	DEPT OF CHILD FORENSIC PSYCHOLOGY - DCFP	04-01	Totals			Department Area Total incl. 30% circulation allowance		850.9	1016.6	165.8	19.5
04	PLANTROOM	04-02	Totals			Department Area Total incl. 30% circulation allowance		0.0	3099.6	3099.6	100.0
04	FOURTH FLOOR FM FACILITIES	04-03	Totals			Department Area Total incl. 30% circulation allowance		0.0	35.2	35.2	100.0
04	FOURTH FLOOR COMMUNICATION	04-04	Totals			Department Area Total incl. 30% circulation allowance		0.0	638.0	638.0	100.0
04	**FOURTH FLOOR TOTALS**		**Totals**			**Department Area Total incl. 30% circulation allowance**		**850.9**	**4789.4**	**3938.6**	**100.0**

TRIBAL

Room Data Sheets:

The Front Sheet - Known as the 'Functional Sheet'

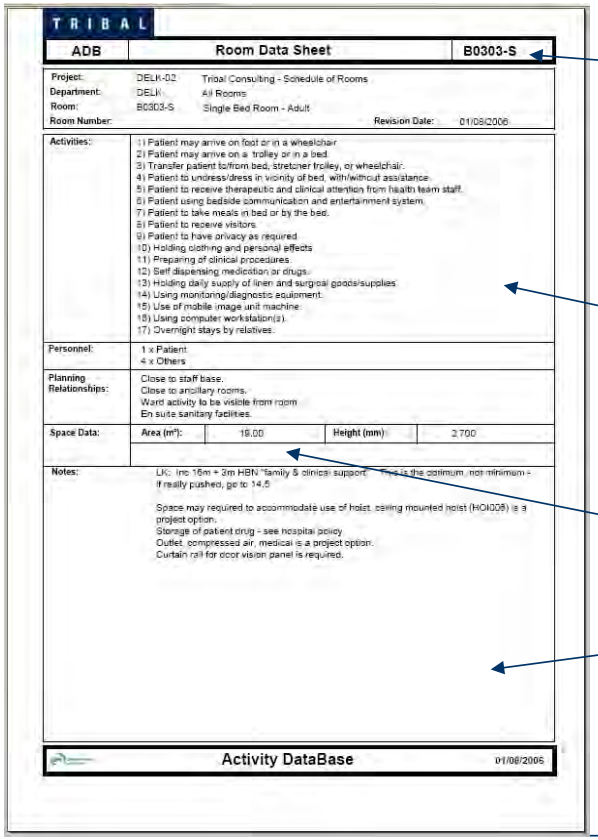

TRIBAL

ADB	Room Data Sheet	B0303-S

Project:	DELR-02	Tribal Consulting - Schedule of Rooms
Department:	DELR	All Rooms
Room:	B0303-S	Single Bed Room - Adult
Room Number:		Revision Date: 01/08/2006

Activities:	1) Patient may arrive on foot or in a wheelchair 2) Patient may arrive on a trolley or in a bed. 3) Transfer patient to/from bed, stretcher trolley, or wheelchair. 4) Patient to undress/dress in vicinity of bed, with/without assistance. 5) Patient to receive therapeutic and clinical attention from health team staff. 6) Patient using bedside communication and entertainment system. 7) Patient to take meals in bed or by the bed. 8) Patient to receive visitors. 9) Patient to have privacy as required. 10) Holding clothing and personal effects. 11) Preparing of clinical procedures. 12) Self dispensing medication or drugs. 13) Holding daily supply of linen and surgical goods/supplies. 14) Using monitoring/diagnostic equipment. 15) Use of mobile image unit machine. 16) Using computer workstation(s). 17) Overnight stays by relatives.
Personnel:	1 x Patient 4 x Others
Planning Relationships:	Close to staff base. Close to ancillary rooms. Ward activity to be visible from room En suite sanitary facilities.

Space Data:	Area (m²):	19.00	Height (mm):	2.700

Notes:

LK: Inc 16m + 3m HBN "family & clinical support". This is the optimum, not minimum - if really pushed, go to 14.5

Space may required to accommodate use of hoist, ceiling mounted hoist (HOI008) is a project option.
Storage of patient drug - see hospital policy
Outlet, compressed air, medical is a project option.
Curtain rail for door vision panel is required.

Activity DataBase 01/08/2006

- The 'Room Identifier' will be the code shown in the top, right hand box – B0303-S. In later stages the architect will usually assign these. For 1st presentation however, the codes shown on these PDF sheets indicate the original ADB Master Library they came from. This starts the 'audit trail' for future changes. If this is not suitable for your Project an alternative code can be used, provided a record of the ADB master code the room came from, is known/recorded. The 'S' indicates that it is a Tribal Standards version and has been altered
- The 'Activities' section is often important to the Trust User Groups as it indicates to them that you know roughly what is to take place in the room. As the RDS progress some of the activities will change, be removed or added to
- The 'Space Data' in this first instance indicates the room area Tribal has allocated to this room. The Ceiling Height is pertinent to the type, size and function of the room. These two areas will be adjusted, as required, by the architect
- The Notes section is where any comments relating to the room, design, equipment or services can be made

TRIBAL

The Environmental Sheet

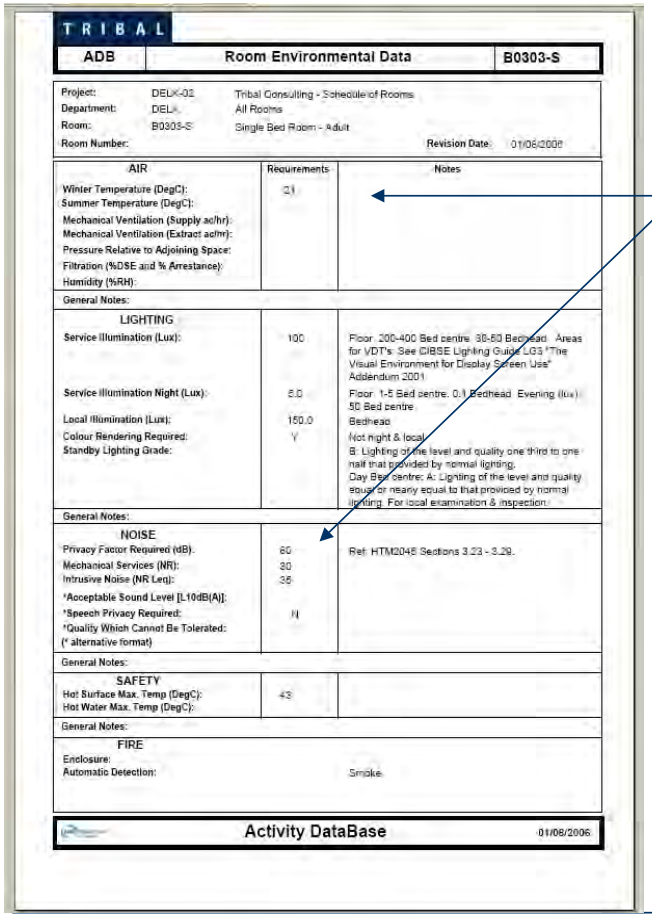

TRIBAL

ADB	Room Environmental Data	B0303-S

Project:	DELK-02	Tribal Consulting - Schedule of Rooms
Department:	DELK	All Rooms
Room:	B0303-S	Single Bed Room - Adult
Room Number:		Revision Date: 01/06/2006

AIR	Requirements	Notes
Winter Temperature (DegC):	21	
Summer Temperature (DegC):		
Mechanical Ventilation (Supply ac/hr):		
Mechanical Ventilation (Extract ac/hr):		
Pressure Relative to Adjoining Space:		
Filtration (%DSE and % Arrestance):		
Humidity (%RH):		
General Notes:		
LIGHTING		
Service Illumination (Lux):	100	Floor. 200-400 Bed centre. 30-50 Bedhead. Areas for VDT's. See CIBSE Lighting Guide LG3 "The Visual Environment for Display Screen Use" Addendum 2001
Service Illumination Night (Lux):	5.0	Floor. 1-5 Bed centre. 0.1 Bedhead. Evening (lux): 50 Bed centre
Local Illumination (Lux):	150.0	Bedhead
Colour Rendering Required:	Y	Not night & local
Standby Lighting Grade:		B: Lighting of the level and quality one third to one half that provided by normal lighting; Day Bed centre; A: Lighting of the level and quality equal or nearly equal to that provided by normal lighting. For local examination & inspection.
General Notes:		
NOISE		
Privacy Factor Required (dB):	60	Ref: HTM2045 Sections 3.23 - 3.29.
Mechanical Services (NR):	30	
Intrusive Noise (NR Leq):	35	
*Acceptable Sound Level [L10dB(A)]:		
*Speech Privacy Required:	N	
*Quality Which Cannot Be Tolerated:		
(* alternative format)		
General Notes:		
SAFETY		
Hot Surface Max. Temp (DegC):	43	
Hot Water Max. Temp (DegC):		
General Notes:		
FIRE		
Enclosure:		
Automatic Detection:		Smoke

Activity DataBase 01/06/2006

- This sheet is the domain of the M & E Engineers and it is they who will carry out any alterations to this. However, there will be those on the Trust User Groups that will want to see the room temperatures and sometimes noise parameters. Having this sheet completed as a 'first hit standard' will help all parties (and give you some 'street cred')
- All the parameters shown on these Tribal sheets are reasonably accurate to the room, as shown. They have been taken unaltered, from the ADB Master which is intended to be in line with current HTM and other recognised standards
- These sheets will usually be sent to M & E separately who usually have to be chased to return them with their comments marked on them

TRIBAL

The Design Character Sheet

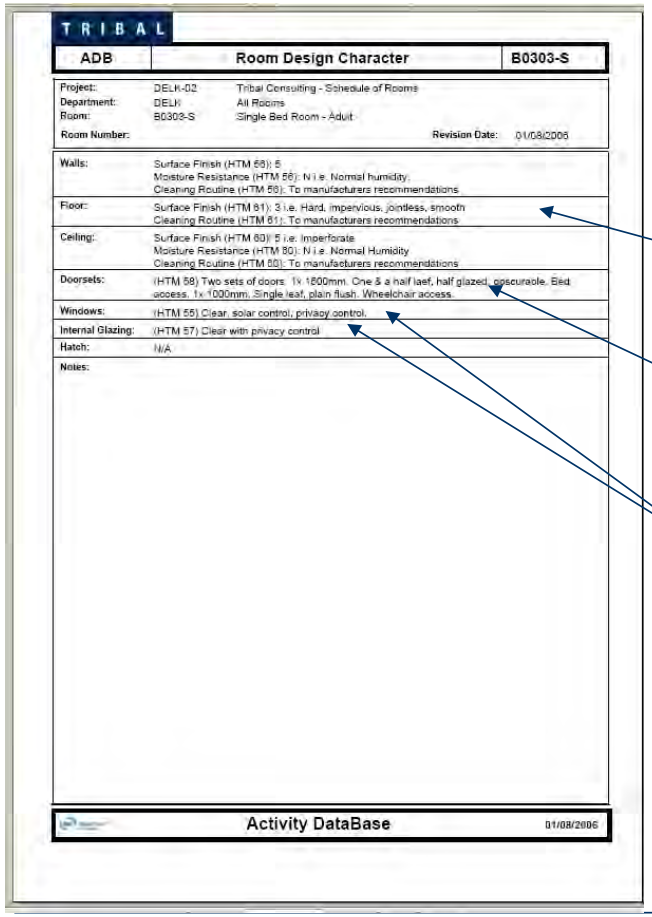

TRIBAL

ADB	Room Design Character	B0303-S

Project:	DELH-02	Tribal Consulting - Schedule of Rooms
Department:	DELH	All Rooms
Room:	B0303-S	Single Bed Room - Adult
Room Number:		Revision Date: 01/08/2006

Walls:	Surface Finish (HTM 58): 5 Moisture Resistance (HTM 58): N i.e. Normal humidity. Cleaning Routine (HTM 58): To manufacturers recommendations
Floor:	Surface Finish (HTM 61): 3 i.e. Hard, impervious, jointless, smooth Cleaning Routine (HTM 61): To manufacturers recommendations
Ceiling:	Surface Finish (HTM 60): 5 i.e. Imperforate Moisture Resistance (HTM 60): N i.e. Normal Humidity Cleaning Routine (HTM 60): To manufacturers recommendations
Doorsets:	(HTM 58) Two sets of doors. 1x 1500mm. One & a half laef, half glazed, opcuraole. Bed access. 1x 1000mm. Single leaf, plain flush. Wheelchair access.
Windows:	(HTM 55) Clear, solar control, privacy control.
Internal Glazing:	(HTM 57) Clear with privacy control
Hatch:	N/A
Notes:	

Activity DataBase 01/08/2006

- This sheet is the architects to complete and carry out any required changes. However, it contains three very important features as far as we are concerned; Floor Finishes – Doorsets – Windows
- Floor Finishes: Important with regard to suitability for the room function and also it will affect chair types – with or without castors
- Doorsets: These have been a contentious issue in the past but the DDA (Disability Discrimination Act) has made it less so. The three main standard sizes being 1000 for a single, 1500 for a 1½ leaf & 1900 for a double
- Windows: Are often not indicated along with 'internal windows' and 'leaded windows' for use within Radiology/Radiotherapy rooms where the Pb rating should be indicated
- Some architects may prefer to do a 'Finishes Schedule' – usually as an Excel spreadsheet – and will not always complete these pages. Provided the client agrees, it should suffice but this is usually in the latter stages of Design Development and up until then, these sheets need completing

TRIBAL

The Component Sheet

TRIBAL

ADB	Schedule of Components by Room	B0303-S

Project:	DEJK-02	Tribal Consulting - Schedule of Rooms
Department:	DEJK	All Rooms
Room:	B0303-S	Single Bed Room - Adult
Room Number:		Revision Date: 01/08/2006

Quantity New	Trans	Total	Code	Description	Alt. Code	Grp
1		1	BED022	BEDHEAD SERVICES UNIT incorporating: Electrical panel - 6x Double socket outlet with switch 1x Bedlight control switch: ON/DIM/OFF 1x Bedlight fuse unit Patient/Nurse call panel - 1x Reset switch/Indicator lamp 1x Socket for handset 1x Audio driver 1x Staff emergency switch 1x Handset parking bracket 1x Handset parking clip		1
1		1	BED040	BED HEAD BUFFER/DOCKING device, bed & wall protection, horizontal, wall mounted, (internal clearance 1000-1400)		1
1		1	CAL021	LAMP repeat staff emergency call, ceiling mounted		1
1		1	ECS010	ENTERTAINMENT/COMMUNICATION SYSTEM, PatientPower bedside , adjustable arm, trunking mounted incorporating: TV LCD flat screen headphones socket telephone/nurse call socket extra telephone socket for email on internet via PC connection to remote nurse call handset		1
1		1	ECS012	HANDSET ENTERTAINMENT/COMMUNICATION patient's typical facilities (Part of ECS010): Nurse call button with reassurance Channel selection programme Teletext information Voicemail facility Direct dial telephone handset Volume control		1
1		1	LIG003	LUMINAIRE adjustable arm, 100watt, wall/trunking/rail mounted		1
1		1	MSC187	CABINET base, 400mm facing, with 2 shelves, 1 door right handed, on plinth, o/a height 900, HTM71		1
1		1	MSW062	Worktop, for 400mm facing inserts cabinets, 1200x 700 nominal, HTM71		1
1		1	OUT005	SOCKET outlet switched 13amp single, wall mounted		1
2		2	OUT010	SOCKET outlet switched 13amp double, wall mounted		1
2		2	OUT012	SOCKET outlet switched 13amp double, trunking mounted		1
1		1	OUT121	SOCKET outlet computer data, wall/trunking mounted		1
1		1	OUT471	OUTLET oxygen, medical, trunking mounted		1
1		1	OUT476	OUTLET vacuum, medical, trunking mounted		1
1		1	RAI136	RAIL clinical equipment, trunking integral, 2100mm		1

Activity DataBase 01/08/2006

- This sheet/s contains all the components within the room. This will also include all services that will be shown as symbols on the drawing. As in this instance, there are times when more than one component sheet will be necessary
- The sheet will indicate the NHS grouping that the item of equipment or service item belongs to – see right-hand column. All items should be considered as NEW in these early stages. Once the equipment that is to be transferred is known these quantities should be indicated against the item on the left-hand side
- These sheets are currently showing the listing of components as individual items. An alternative is to show certain items as an 'Assembly', 'Union' or as 'Nested' groupings (all the same thing). An example of this is the Clinical Wash Hand Basin – with all the component parts indicated in the main column. As an Assembly, Union or Nest these items would be shown under ONE code, such as SA1112. The associated component parts would then form a sub-listing under this code but the graphic would show the one code which prevents the drawing from appearing 'cluttered' with codes. This also provides an indication of what item goes with what equipment to the less experienced and will assist when adding or removing items

Notes:
- This drawing is copyright.
- Do not scale dimensions from this drawing.
- All discrepancies on this drawing are to be reported to the architect.
- Do not modify any element of this drawing.
- Use drawing only for purpose(s) Issued.

Designer Identification of Hazard/Risk

KEY

- NSGH EMERGENCY DEPARTMENT
- COURTYARDS

Rev	Date	Drw	Revision Notes	Chk	App
07	20/08/10	CQ	Revised for M&E comments around Core F and 1-50 comments relating to Police Room	GH	X
06	06/05/10	SvM	Revised as per Sign off comments.	GH	X
05	30/04/10	SvM	Revised as per UGM3 comments for sign off.	GH	X
04	16/04/10	GO	Revised from User Group Meeting 3	GH	X
03	26/03/10	GO	Revised from User Group Meeting 2	GH	X
02	10/03/10	GO	Revised for User Group Meeting 2	GH	X
01	21/01/10	GO	Issued for User Group Meeting 1	GH	X

Client: NHS Greater Glasgow and Clyde

Contractor: Brookfield

NIGHTINGALE associates architects
87-91 Newman Street
London
W1T 3EY
Tel: 0207 079 9900
Fax: 0207 079 9901
www.nightingaleassociates.com

Project: NEW SOUTH GLASGOW HOSPITALS (NSGH) PROJECT

Drawing Title: GROUND FLOOR PLAN NSGH EMERGENCY DEPARTMENT

Job No	Drawn	Checked	Approved
09080	GO	Gh	GH
Status: Preliminary		Date: 02/09/09	Scale@A1: 1:200

Drawing No						Rev
Origin	Zone	Level	Type	Content	Sequential	07
NA	XX	00	PL	252	405	

A52756968

TRIBAL

New South Glasgow Hospitals Scheme

Executive Summary - Reconciliation of Board Briefed Schedule of Accommodation and Codebook (as drawn) Schedule of Accommodation.

5 November 2010

A52756968

TRIBAL

Executive Summary

This text summarises the current status of the exercise conducted by Tribal and Nightingale Associates to reconcile the Board's briefed schedule of accommodation (SoA) with the Codebook 'as drawn' SoA.

The Board briefed SoAs (separate documents for adult hospital and children's hospital) contain the Board's requirements (room names and areas) for each hospital at the following stages of design development:

- Contract signing
- Completion of 1:200 user groups round 1
- Completion of 1:200 user groups round 2
- Completion of 1:200 user groups round 3

The Codebook SoA produced by the design team documents the 'as drawn' information (room names and areas) at 1:200 'sign off' stage (post user groups round 3).

To provide the design team with the assurance that all rooms required by the Board's briefed SoA are provided, Tribal has undertaken an exercise to reconcile the Codebook SoA information to the rooms required within the Board's SoA following completion of 1:200 user groups round 3.

Note, the Board has confirmed that the 1:200`s are technically ready to load (i.e. they are signed off). This outcome of this exercise is not intended to be used as a GIFA check document.

Information contained within the following files was used for the reconciliation exercise:

Codebook SoA

- 'NA-SH-400-300_rev 01' (adult hospital)
- 'NA-SH-400-200_rev 01' (children's hospital)

Board SoA

- 'NSGH - SoA (Adult's) - with user group changes round 1, 2 & 3 issued to Board 21 June 10' (adult hospital)
- 'NSGH - SoA (Children's) - Board to BE 27May10 v8' (children's hospital)

Required rooms listed within the Board's SoAs were identified within the Codebook SoA (an output from the drawings post user group 3) and the following Codebook information for respective rooms was copied over to the Board's SoAs:

- Room number
- Required area (as per the Board's target briefed area)
- Designed area
- Variance from briefed area (m^2)
- % variance from briefed area

This exercise has highlighted the following:

- There are a number of rooms required by the Board's SoA that presently cannot be identified by Tribal within the Codebook SoA:
  - Adult hospital – approximately 69 rooms
  - Children's hospital – approximately 20 rooms
- The Codebook SoA contains additional rooms (excluding plant and communications related areas) that are not identified within the Board's SoA.
  - Adult hospital – approximately 404 rooms
  - Children's hospital – approximately 47 rooms

TRIBAL

To contextualise the above observations it is important to clarify the following:

- Given that the Board has 'signed off' the 1:200 drawings , it is anticipated that the Board SoA required rooms (89 in total) that have not been identifiable by Tribal are contained within the group of Codebook SoA rooms (451 in total) that are presently not reconciled with the Board's SoA. The inability to locate these rooms is likely to be explained by room labelling issues. Further work will be required to identify and reconcile these rooms (see next steps).
- Codebook rooms that are not identifiable within the Board's SoA represent additional rooms provided by Brookfield to support the enhanced clinical and FM strategies that were agreed with the Board during the dialogue and bid stage
  - For the Adult hospital (~404 rooms), these can be approximately broken down into the following types of area:
    - Service / Support (for lift cores / AGV holds etc) ~ 25%
    - Service (IT hubs, electrical cupboards, IPS rooms etc) ~ 20%
    - Various clinical & support rooms ~ 30%
    - WCs ~ 18%
    - Spare space ~ 7%
    - Note: the entire list is available within the file 'NSGH SoA Contract As Drawn Review version 2'
  - For the Children's hospital(~ 47 rooms), these can be broken down as follows:
    - Various clinical rooms ~ 60%list them as this is in my view the only issue)
    - Support ~ 40%
    - Note: the entire list is available within the file 'NCH SoA Contract As Drawn Review version 2'

This information was issued to select design team members via Aconex on 19 October 2010. The relevant file names are:

- 'NSGH SoA Contract As Drawn Review version 2' (Adult hospital)
- 'NCH SoA Contract As Drawn Review version 2' (Children's hospital)

Next Steps

- Tribal has consulted with Nightingale associates regarding the findings of this reconciliation exercise. Dialogue is ongoing to determine the most effective way to identify those Board required rooms that are yet to be identified in the Codebook SoA. At this stage it is proposed that Nightingale associates will identify these rooms on floor by floor plans to facilitate the final reconciliation task. A timeline for completion is to be confirmed
- Following completion, Tribal / Nightingale Associates will issue to BCL for review prior to their issue to the Board (if BCL deem necessary)

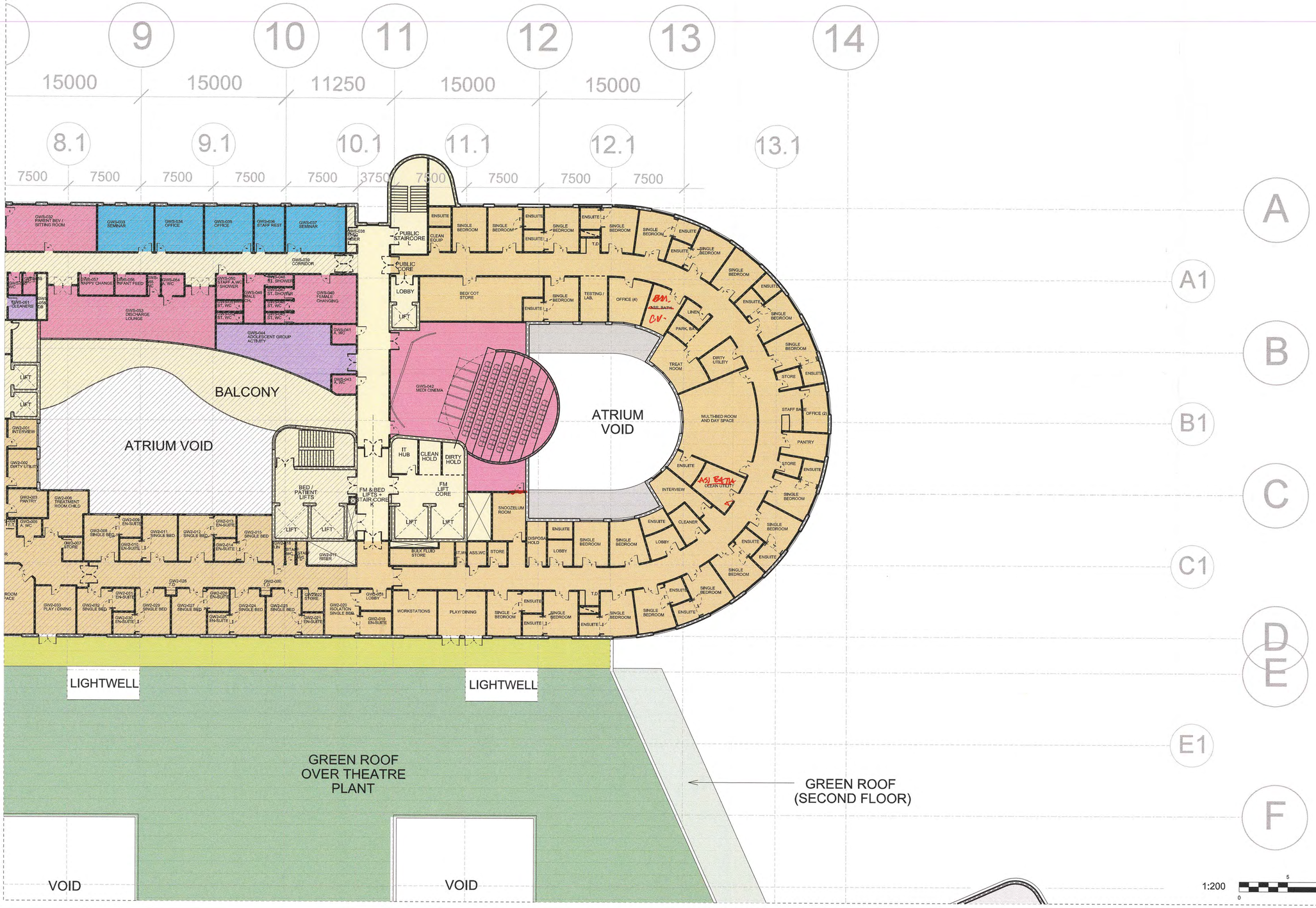

Notes:
- This drawing is copyright.
- Do not scale dimensions from this drawing.
- All discrepancies on this drawing are to be reported to the architect.
- Do not modify any element of this drawing.
- Use drawing only for purpose(s) issued.

Designer Identification of Hazard/Risk

KEY

- NCH IN-PATIENT WARD
- NCH ADMIN SUPPORT
- NCH SUPPORT CENTRE (FOR GENERIC WARDS)
- SHARED FM SUPPORT

Rev	Date	Drw	Revision Notes	Chk	App
03	17/05/10	GO	Revised for User Group Meeting 2	JH	X
02	18/03/10	GO	Revised for User Group Meeting 2	JH	X
01	03/02/10	GO	Issued for User Group Meeting 1	JH	X

NORTH

2010 - 05 - 25
INPATIENTS
UGM 3 [redacted] 25/5/10

Client

NHS Greater Glasgow and Clyde

Contractor

Brookfield

NIGHTINGALE associates architects
87-91 Newman Street
London
W1T 3EY
Tel: 0207 079 9900
Fax: 0207 079 9901
www.nightingaleassociates.com

Project
NEW SOUTH GLASGOW HOSPITALS (NSGH) PROJECT

Drawing Title
THIRD FLOOR PLAN
NCH IN-PATIENT WARD

Job No	Drawn	Checked	Approved
09080	GO	JH	JH
Status: Preliminary		Date: 02/09/09	Scale@A1: 1:200

Drawing No						Rev
Origin	Zone	Level	Type	Content	Sequential	
NA	XX	03	PL	252	402	03

Brookfield MULTIPLEX Built to outperform. BM

This programme is strictly for information only, and will not form any part of any resulting Sub-Contract

New South Glasgow Hospitals Project

Stage 3 Adults & Childrens Hospitals Programme

"This programme is copyright and the property of Brookfield Construction (UK) Ltd and must not be used with out written approval".

NHS Greater Glasgow and Clyde

Line	Activity	Calendar Week No Start	early start head track	early start primary service modules	Head Track, Early Walls & Risers (10d)	Service Modules & Ductwork (10d)	Form marked openings & cross corridor walls (5d)	Heating & Domestic Pipework services, 2nd.modules (10d)	M&E 1st Fix - High Level Works (25d)	Partitions 1st Fix (25d)	M&E 1st Fix - within Partitions (17d)	Sign Off for 2nd side board (5d)	Partitions 2nd side board (25d)	Paint walls Mist & 1st coat (5d)	Preparation, Thin Screed & Cure (10d)	Vertical bedhead trunking & Dado drops	Ceiling Perimeter Trim (2d)	Sign Off for Ceiling Closure (5d)	Ceiling Grid & Service Tiles (10d)
1	**Ground Floor NSGH & NCH**	129																	
2	**NSGH Emergency**	137																	
3	ZG/ZD Emergency 0-523, 0-521	137	02/08/12	16/08/12	02/08/12	16/08/12		30/08/12	13/09/12	22/11/12	10/01/13	04/02/13	11/02/13	18/03/13	25/03/13	15/04/13	15/04/13	17/04/13	24/04/13
4	ZG/ZD Emergency 0-524,	139	16/08/12	30/08/12	16/08/12	30/08/12		13/09/12	27/09/12	06/12/12	24/01/13	18/02/13	25/02/13	08/04/13	15/04/13	29/04/13	29/04/13	01/05/13	08/05/13
5	ZD/ZE Emergency 0-522	146	01/10/12	15/10/12	01/10/12	15/10/12		29/10/12	12/11/12	21/01/13	25/02/13	20/03/13	27/03/13	08/05/13	15/05/13	29/05/13	29/05/13	31/05/13	07/06/13
6	**NSGH Acute Assessment**	129																	
7	ZG Acute Assessment 0-528	129	05/06/12	25/06/12	05/06/12	25/06/12		09/07/12	23/07/12	01/10/12	05/11/12	28/11/12	05/12/12	23/01/13	30/01/13	13/02/13	13/02/13	15/02/13	22/02/13
8	ZG Acute Assessment 0-525	130	12/06/12	02/07/12	12/06/12	02/07/12		16/07/12	30/07/12	08/10/12	12/11/12	05/12/12	12/12/12	30/01/13	06/02/13	20/02/13	20/02/13	22/02/13	01/03/13
9	ZG Acute Assessment 0-526	132	27/06/12	16/07/12	27/06/12	16/07/12		30/07/12	13/08/12	19/10/12	23/11/12	18/12/12	08/01/13	12/02/13	19/02/13	05/03/13	05/03/13	07/03/13	14/03/13
10	ZG/ZH Acute Assessment 0-529	148	16/10/12	30/10/12	16/10/12	30/10/12		13/11/12	27/11/12	11/02/13	18/03/13	17/04/13	24/04/13	29/05/13	05/06/13	19/06/13	19/06/13	21/06/13	28/06/13
11	ZG Acute Assessment 0-530	153	21/11/12	05/12/12	21/11/12	05/12/12		19/12/12	16/01/13	18/03/13	29/04/13	22/05/13	29/05/13	03/07/13	10/07/13	24/07/13	24/07/13	26/07/13	02/08/13
12	ZH Acute Assessment 0-527	151	06/11/12	20/11/12	06/11/12	20/11/12		04/12/12	18/12/12	04/03/13	15/04/13	08/05/13	15/05/13	19/06/13	26/06/13	10/07/13	10/07/13	12/07/13	19/07/13
13	**NSGH Radiology**	157																	
14	ZE Radiology 0-531, 0-532	157	18/12/12	01/02/13	18/01/13	01/02/13		15/02/13	01/03/13	13/05/13	17/06/13	10/07/13	17/07/13	21/08/13	28/08/13	11/09/13	11/09/13	13/09/13	20/09/13
15	ZE Radiology & Medical Illustration 0-533, 0-534	162	25/01/13	15/02/13	01/02/13	15/02/13		01/03/13	15/03/13	20/05/13	24/06/13	17/07/13	24/07/13	28/08/13	04/09/13	18/09/13	18/09/13	20/09/13	27/09/13
16	**NSGH OPD + Discharge Lounge**	164																	
17	ZJ OPD and Rehabilitation 0-539, 0-540	164	08/02/13	05/03/13	19/02/13	05/03/13		19/03/13	09/04/13	10/06/13	15/07/13	07/08/13	14/08/13	18/09/13	25/09/13	09/10/13	09/10/13	11/10/13	18/10/13
18	ZJ OPD and Rehab & Therapies 0-537,0-538	167	26/02/13	12/03/13	26/02/13	12/03/13		26/03/13	16/04/13	24/06/13	29/07/13	21/08/13	28/08/13	02/10/13	09/10/13	23/10/13	23/10/13	25/10/13	01/11/13
19	**NSGH Retail / Entrance / Support / Cafe / Retail Concourse**	163																	
20	ZF/ZK Entrance Reception & Local Pharmacy 0-507	174	19/04/13	03/05/13	19/04/13	03/05/13		17/05/13	31/05/13	05/08/13	09/09/13	02/10/13	09/10/13	13/11/13	20/11/13	04/12/13	04/12/13	06/12/13	13/12/13
21	ZJ/ZK Discharge Lounge 0-506,	163	01/02/13	15/02/13	01/02/13	15/02/13		01/03/13	15/03/13	27/05/13	01/07/13	24/07/13	31/07/13	04/09/13	11/09/13	25/09/13	25/09/13	27/09/13	04/10/13
22	ZK Entrance Concourse & Retail 0-501, 0-503, 0-504, 0-505	212	08/01/14	22/01/14	08/01/14	22/01/14		29/01/14	05/02/14	13/03/14	20/03/14	27/03/14	03/04/14	10/04/14	17/04/14	01/05/14	01/05/14	05/05/14	12/05/14
23	ZF/ZK WC's/Patient info/Security/Portering/Cafe 0-502	212	08/01/14	22/01/14	15/01/14	22/01/14		29/01/14	05/02/14	24/03/14	31/03/14	07/04/14	14/04/14	28/04/14	05/05/14	12/05/14	12/05/14	14/05/14	14/05/14
24	**NCH Observation Ward / Child Protection Unit**	163																	
25	ZA Observation Ward 0517 Child Protection Unit 0-518, 0516	163	29/01/13	14/02/13	31/01/13	14/02/13		28/02/13	14/03/13	27/05/13	01/07/13	24/07/13	31/07/13	04/09/13	11/09/13	25/09/13	25/09/13	27/09/13	04/10/13
26	**NCH OPD**	160																	
27	ZA Sanctuary, 0-541	165	14/02/13	28/02/13	14/02/13	28/02/13		14/03/13	28/03/13	10/06/13	15/07/13	07/08/13	14/08/13	18/09/13	25/09/13	09/10/13	09/10/13	11/10/13	18/10/13
28	ZB OPD 0-514, 0-512,	160	11/01/13	25/01/13	11/01/13	25/01/13		08/02/13	22/02/13	06/05/13	10/06/13	03/07/13	10/07/13	14/08/13	21/08/13	04/09/13	04/09/13	06/09/13	13/09/13
29	ZB OPD 0-515, 0-513	170	20/03/13	10/04/13	20/03/13	10/04/13		24/04/13	08/05/13	15/07/13	19/08/13	11/09/13	18/09/13	23/10/13	30/10/13	13/11/13	13/11/13	15/11/13	22/11/13
30	ZC OPD 0-509	174	16/04/13	30/04/13	16/04/13	30/04/13		14/05/13	28/05/13	05/08/13	09/09/13	02/10/13	09/10/13	13/11/13	20/11/13	04/12/13	04/12/13	06/12/13	13/12/13
31	**NCH Entrance/Support/Snack bar**	179																	
32	ZC Entrance/Support/Snack bar 0-511, 0-510	179	20/05/13	03/06/13	20/05/13	03/06/13		17/06/13	01/07/13	02/09/13	07/10/13	30/10/13	06/11/13	11/12/13	18/12/13	15/01/14	15/01/14	17/01/14	24/01/14
33	**NCH Emergency**	142																	
34	ZD/ZA Emergency 0-520 part	142	05/09/12	19/09/12	05/09/12	19/09/12		03/10/12	17/10/12	17/12/12	04/02/13	27/02/13	06/03/13	17/04/13	24/04/13	08/05/13	08/05/13	10/05/13	17/05/13
35	ZD/ZA Emergency 0-519	157	17/12/12	14/01/13	17/12/12	14/01/13		28/01/13	11/02/13	22/04/13	27/05/13	19/06/13	26/06/13	31/07/13	07/08/13	21/08/13	21/08/13	23/08/13	30/08/13
36	**NCH Radiology**	161																	
37	ZE Radiology 0-536	161	14/01/13	28/01/13	14/01/13	28/01/13		11/02/13	25/02/13	06/05/13	10/06/13	03/07/13	10/07/13	14/08/13	21/08/13	04/09/13	04/09/13	06/09/13	13/09/13
38	ZE Radiology 0-535	162	25/01/13	08/02/13	25/01/13	08/02/13		22/02/13	08/03/13	20/05/13	24/06/13	17/07/13	24/07/13	28/08/13	04/09/13	18/09/13	18/09/13	20/09/13	27/09/13
39	ZF Rehab 0-508	174	19/04/13	03/05/13	19/04/13	03/05/13		17/05/13	31/05/13	05/08/13	09/09/13	02/10/13	09/10/13	13/11/13	20/11/13	04/12/13	04/12/13	06/12/13	13/12/13
40	**Exemplar Rooms**	115																	
41	**First Floor NSGH & NCH**	112																	
42	**NSGH Critical Care**	112																	
43	ZG Critical Care 1-527	112	09/02/12	23/02/12	09/02/12	23/02/12	08/03/2012	08/03/12	21/03/12	28/05/12	02/07/12	25/07/12	01/08/12	05/09/12	12/09/12	26/09/12	26/09/12	28/09/12	05/10/12
44	ZG Critical Care 1-525	112	06/02/12	20/02/12	06/02/12	20/02/12	05/03/2012	05/03/12	16/03/12	28/05/12	02/07/12	25/07/12	01/08/12	05/09/12	12/09/12	26/09/12	26/09/12	28/09/12	05/10/12
45	ZG Critical Care 1-528	116	08/03/12	26/03/12	08/03/12	26/03/12	20/04/2012	30/03/12	17/04/12	11/06/12	16/07/12	08/08/12	15/08/12	19/09/12	26/09/12	10/10/12	10/10/12	12/10/12	19/10/12
46	ZG Critical Care 1-526	113	13/02/12	06/03/12	13/02/12	21/02/12	12/03/2012	16/03/12	26/03/12	04/06/12	09/07/12	01/08/12	08/08/12	12/09/12	19/09/12	03/10/12	03/10/12	05/10/12	12/10/12
47	ZD Critical Care 1-524	113	13/02/12	27/02/12	13/02/12	27/02/12	01/05/2012	18/04/12	15/05/12	06/07/12	10/08/12	04/09/12	11/09/12	16/10/12	23/10/12	06/11/12	06/11/12	08/11/12	15/11/12
48	ZD Critical Care 1-523	118	20/03/12	05/04/12	20/03/12	05/04/12	30/04/2012	25/04/12	15/05/12	29/06/12	03/08/12	28/08/12	04/09/12	09/10/12	16/10/12	30/10/12	30/10/12	01/11/12	08/11/12
49	**ZD Critical Care 1-523**	115																	
50	ZD CCU 1-522	115	28/02/12	14/03/12	28/02/12	14/03/12	28/03/2012	23/03/12	17/04/12	07/06/12	12/07/12	06/08/12	13/08/12	17/09/12	24/09/12	08/10/12	08/10/12	10/10/12	17/10/12
51	ZD CCU 1-521	116	06/03/12	23/03/12	06/03/12	23/03/12	01/05/2012	18/04/12	20/04/12	19/06/12	24/07/12	16/08/12	23/08/12	27/09/12	04/10/12	18/10/12	18/10/12	22/10/12	29/10/12
52	**NSGH Radiology**	134																	
53	ZH/ZE Radiology 1-533	134	11/07/12	28/08/12	14/08/12	28/08/12		11/09/12	25/09/12	03/12/12	21/01/13	13/02/13	20/02/13	27/03/13	10/04/13	24/04/13	24/04/13	26/04/13	03/05/13
54	ZH/ZE Radiology 1-534	137	30/07/12	17/09/12	03/09/12	17/09/12		01/10/12	15/10/12	21/12/12	08/02/13	05/03/13	12/03/13	23/04/13	30/04/13	14/05/13	14/05/13	16/05/13	23/05/13
55	ZE Radiology 1-535	134	11/07/12	27/08/12	13/08/12	27/08/12		10/09/12	24/09/12	05/12/12	23/01/13	15/02/13	22/02/13	29/03/13	12/04/13	26/04/13	26/04/13	30/04/13	07/05/13
56	**Nuclear Medicine**	137																	
57	ZE Nuclear Medicine 1-536	137	30/07/12	11/09/12	28/08/12	11/09/12		25/09/12	09/10/12	17/12/12	04/02/13	27/02/13	06/03/13	17/04/13	24/04/13	08/05/13	08/05/13	10/05/13	17/05/13
58	**NSGH Stroke Ward**	138																	
59	ZH Stroke Ward 1-529,	138	10/08/12	27/08/12	13/08/12	27/08/12		10/09/12	24/09/12	03/12/12	21/01/13	13/02/13	20/02/13	27/03/13	10/04/13	24/04/13	24/04/13	26/04/13	03/05/13
60	ZH Stroke Ward 1-530	141	27/08/12	11/09/12	28/08/12	11/09/12		25/09/12	09/10/12	18/12/12	05/02/13	28/02/13	07/03/13	18/04/13	25/04/13	09/05/13	09/05/13	13/05/13	20/05/13
61	**NSGH MDU**	143																	
62	ZH/ZJ MDU 1-531, 1-532	143	12/09/12	07/11/12	24/10/12	07/11/12		21/11/12	05/12/12	18/02/13	25/03/13	24/04/13	01/05/13	05/06/13	12/06/13	26/06/13	26/06/13	28/06/13	05/07/13
63	**NSGH OPD & Wait**	145																	
64	ZJ OPD & Wait 1-539	145	28/09/12	12/11/12	29/10/12	12/11/12		26/11/12	10/12/12	25/02/13	08/04/13	01/05/13	08/05/13	12/06/13	19/06/13	03/07/13	03/07/13	05/07/13	12/07/13
65	ZJ OPD & Wait 1-537	146	05/10/12	15/11/12	01/11/12	15/11/12		29/11/12	13/12/12	04/03/13	15/04/13	08/05/13	15/05/13	19/06/13	26/06/13	10/07/13	10/07/13	12/07/13	19/07/13

Comments: Extract:Podium fitting out schedule of dates

Brookfield MULTIPLEX BM Built to outperform.

This programme is strictly for information only, and will not form any part of any resulting Sub-Contract

New South Glasgow Hospitals Project

Stage 3 Adults & Childrens Hospitals Programme

"This programme is copyright and the property of Brookfield Construction (UK) Ltd and must not be used with out written approval".

NHS Greater Glasgow and Clyde

Bedhead Trunking & LV Final Fix (6d)	M&E 3rd fix / Ceiling services (10d)	Door Frames, Glazed Screens & Architrave (5d)	Fixed Furniture (except shelves) & IPS Panels (5d)	Vinyl Floor & Wall Finishes (15d)	Doors, Screens & Ironmongery (5d)	Power On (1d)	Lights on for Pre Paint Snag (1d)	Final Paint Walls & Ceiling (14d)	Fixtures & Fittings / Shelves (5d)	Equipment Final Fix, Pendants & Lights (10d)	Ceiling Tiles, Mastic & Carpet (2d)	Final Snag (10d)	Final Clean (1d)	Final Independent Inspections & Sign Off (10d)	Calendar Week No Finish	Activity
															244	**Ground Floor NSGH & NCH**
															203	**NSGH Emergency**
08/05/13	16/05/13	30/05/13	06/06/13	13/06/13	04/07/13	11/07/13	12/07/13	15/07/13	02/08/13	09/08/13	23/08/13	27/08/13	10/09/13	11/09/13	197	ZG/ZD Emergency 0-523, 0-521
22/05/13	30/05/13	13/06/13	20/06/13	27/06/13	18/07/13	25/07/13	26/07/13	29/07/13	16/08/13	23/08/13	06/09/13	10/09/13	24/09/13	25/09/13	199	ZG/ZD Emergency 0-524,
21/06/13	01/07/13	15/07/13	22/07/13	29/07/13	19/08/13	26/08/13	27/08/13	28/08/13	17/09/13	24/09/13	08/10/13	10/10/13	24/10/13	25/10/13	203	ZD/ZE Emergency 0-522
															213	**NSGH Acute Assessment**
08/03/13	18/03/13	08/04/13	15/04/13	22/04/13	13/05/13	20/05/13	21/05/13	22/05/13	11/06/13	18/06/13	02/07/13	04/07/13	18/07/13	19/07/13	189	ZG Acute Assessment 0-528
15/03/13	25/03/13	15/04/13	22/04/13	29/04/13	20/05/13	27/05/13	28/05/13	29/05/13	18/06/13	25/06/13	09/07/13	11/07/13	25/07/13	26/07/13	190	ZG Acute Assessment 0-525
28/03/13	09/04/13	23/04/13	30/04/13	07/05/13	28/05/13	04/06/13	05/06/13	06/06/13	26/06/13	03/07/13	17/07/13	19/07/13	02/08/13	05/08/13	191	ZG Acute Assessment 0-526
12/07/13	22/07/13	05/08/13	12/08/13	19/08/13	09/09/13	16/09/13	17/09/13	18/09/13	08/10/13	15/10/13	29/10/13	31/10/13	14/11/13	15/11/13	206	ZG/ZH Acute Assessment 0-529
16/08/13	26/08/13	09/09/13	16/09/13	23/09/13	14/10/13	21/10/13	22/10/13	23/10/13	12/11/13	19/11/13	03/12/13	05/12/13	19/12/13	20/12/13	213	ZG Acute Assessment 0-530
02/08/13	12/08/13	26/08/13	02/09/13	09/09/13	30/09/13	07/10/13	08/10/13	09/10/13	29/10/13	05/11/13	19/11/13	21/11/13	05/12/13	06/12/13	209	ZH Acute Assessment 0-527
															221	**NSGH Radiology**
04/10/13	14/10/13	28/10/13	04/11/13	11/11/13	02/12/13	09/12/13	10/12/13	11/12/13	14/01/14	21/01/14	04/02/14	06/02/14	20/02/14	21/02/14	220	ZE Radiology 0-531, 0-532
11/10/13	21/10/13	04/11/13	11/11/13	18/11/13	09/12/13	16/12/13	17/12/13	18/12/13	21/01/14	28/01/14	11/02/14	13/02/14	27/02/14	28/02/14	221	ZE Radiology & Medical Illustration 0-533, 0-534
															226	**NSGH OPD + Discharge Lounge**
01/11/13	11/11/13	25/11/13	02/12/13	09/12/13	13/01/14	20/01/14	21/01/14	22/01/14	11/02/14	18/02/14	04/03/14	06/03/14	20/03/14	21/03/14	224	ZJ OPD and Rehabilitation 0-539, 0-540
15/11/13	25/11/13	09/12/13	16/12/13	06/01/14	27/01/14	03/02/14	04/02/14	05/02/14	25/02/14	04/03/14	18/03/14	20/03/14	03/04/14	04/04/14	226	ZJ OPD and Rehab & Therapies 0-537,0-538
															244	**NSGH Retail / Entrance / Support / Cafe / Retail Concourse**
10/01/14	20/01/14	03/02/14	10/02/14	17/02/14	10/03/14	17/03/14	18/03/14	19/03/14	08/04/14	15/04/14	06/05/14	08/05/14	22/05/14	23/05/14	233	ZF/ZK Entrance Reception & Local Pharmacy 0-507
18/10/13	28/10/13	11/11/13	18/11/13	25/11/13	16/12/13	06/01/14	07/01/14	08/01/14	28/01/14	04/02/14	18/02/14	20/02/14	06/03/14	07/03/14	222	ZJ/ZK Discharge Lounge 0-506,
19/05/14	26/05/14	02/06/14	09/06/14	16/06/14	23/06/14	30/06/14	01/07/14	02/07/14	09/07/14	16/07/14	23/07/14	25/07/14	01/08/14	04/08/14	243	ZK Entrance Concourse & Retail 0-501, 0-503, 0-504, 0-505
21/05/14	30/05/14	06/06/14	13/06/14	20/06/14	27/06/14	04/07/14	07/07/14	08/07/14	15/07/14	31/07/14	22/07/14	24/07/14	07/08/14	08/08/14	244	ZF/ZK WC's/Patient info/Security/Portering/Cafe 0-502
															222	**NCH Observation Ward / Child Protection Unit**
18/10/13	28/10/13	11/11/13	18/11/13	25/11/13	16/12/13	06/01/14	07/01/14	08/01/14	28/01/14	04/02/14	18/02/14	20/02/14	06/03/14	07/03/14	222	ZA Observation Ward 0517 Child Protection Unit 0-518, 0516
															233	**NCH OPD**
01/11/13	11/11/13	25/11/13	02/12/13	09/12/13	13/01/14	20/01/14	21/01/14	22/01/14	11/02/14	18/02/14	04/03/14	06/03/14	20/03/14	21/03/14	224	ZA Sanctuary, 0-541
27/09/13	07/10/13	21/10/13	28/10/13	04/11/13	25/11/13	02/12/13	03/12/13	04/12/13	07/01/14	14/01/14	28/01/14	30/01/14	13/02/14	14/02/14	219	ZB OPD 0-514, 0-512,
06/12/13	16/12/13	13/01/14	20/01/14	27/01/14	17/02/14	24/02/14	25/02/14	26/02/14	18/03/14	25/03/14	08/04/14	10/04/14	01/05/14	02/05/14	230	ZB OPD 0-515, 0-513
10/01/14	20/01/14	03/02/14	10/02/14	17/02/14	10/03/14	17/03/14	18/03/14	19/03/14	08/04/14	15/04/14	06/05/14	08/05/14	22/05/14	23/05/14	233	ZC OPD 0-509
															237	**NCH Entrance/Support/Snack bar**
07/02/14	17/02/14	03/03/14	10/03/14	17/03/14	07/04/14	14/04/14	15/04/14	16/04/14	13/05/14	20/05/14	03/06/14	05/06/14	19/06/14	20/06/14	237	ZC Entrance/Support/Snack bar 0-511, 0-510
															217	**NCH Emergency**
31/05/13	10/06/13	24/06/13	01/07/13	08/07/13	29/07/13	05/08/13	06/08/13	07/08/13	27/08/13	03/09/13	17/09/13	19/09/13	03/10/13	04/10/13	200	ZD/ZA Emergency 0-520 part
13/09/13	23/09/13	07/10/13	14/10/13	21/10/13	11/11/13	18/11/13	19/11/13	20/11/13	10/12/13	17/12/13	14/01/14	16/01/14	30/01/14	31/01/14	217	ZD/ZA Emergency 0-519
															233	**NCH Radiology**
27/09/13	07/10/13	25/11/13	28/10/13	04/11/13	21/10/13	02/12/13	03/12/13	04/12/13	07/01/14	14/01/14	28/01/14	30/01/14	13/02/14	14/02/14	219	ZE Radiology 0-536
11/10/13	21/10/13	04/11/13	11/11/13	18/11/13	09/12/13	16/12/13	17/12/13	18/12/13	21/01/14	28/01/14	11/02/14	13/02/14	27/02/14	28/02/14	221	ZE Radiology 0-535
10/01/14	20/01/14	03/02/14	10/02/14	17/02/14	10/03/14	17/03/14	18/03/14	19/03/14	08/04/14	15/04/14	06/05/14	08/05/14	22/05/14	23/05/14	233	ZF Rehab 0-508
															179	**Exemplar Rooms**
															244	**First Floor NSGH & NCH**
															177	**NSGH Critical Care**
19/10/12	29/10/12	12/11/12	19/11/12	26/11/12	17/12/12	07/01/13	08/01/13	09/01/13	29/01/13	05/02/13	19/02/13	21/02/13	07/03/13	08/03/13	170	ZG Critical Care 1-527
19/10/12	29/10/12	12/11/12	19/11/12	26/11/12	17/12/12	07/01/13	08/01/13	09/01/13	29/01/13	05/02/13	19/02/13	21/02/13	07/03/13	08/03/13	170	ZG Critical Care 1-525
02/11/12	12/11/12	26/11/12	03/12/12	10/12/12	14/01/13	21/01/13	22/01/13	23/01/13	12/02/13	19/02/13	05/03/13	07/03/13	21/03/13	22/03/13	173	ZG Critical Care 1-528
26/10/12	05/11/12	19/11/12	26/11/12	03/12/12	07/01/13	14/01/13	15/01/13	16/01/13	05/02/13	12/02/13	26/02/13	28/02/13	14/03/13	15/03/13	171	ZG Critical Care 1-526
29/11/12	07/12/12	21/12/12	11/01/13	18/01/13	08/02/13	15/02/13	18/02/13	19/02/13	11/03/13	18/03/13	08/04/13	10/04/13	24/04/13	25/04/13	177	ZD Critical Care 1-524
22/11/12	30/11/12	14/12/12	21/12/12	11/01/13	01/02/13	08/02/13	11/02/13	12/02/13	04/03/13	11/03/13	25/03/13	27/03/13	17/04/13	18/04/13	176	ZD Critical Care 1-523
															178	**ZD Critical Care 1-523**
31/10/12	08/11/12	22/11/12	29/11/12	06/12/12	10/01/13	17/01/13	18/01/13	21/01/13	08/02/13	15/02/13	01/03/13	05/03/13	19/03/13	20/03/13	173	ZD CCU 1-522
12/11/12	20/11/12	04/12/12	11/12/12	18/12/12	22/01/13	29/01/13	30/01/13	31/01/13	18/03/13	25/03/13	15/04/13	17/04/13	01/05/13	02/05/13	178	ZD CCU 1-521
															201	**NSGH Radiology**
17/05/13	27/05/13	10/06/13	17/06/13	24/06/13	15/07/13	22/07/13	23/07/13	24/07/13	13/08/13	20/08/13	03/09/13	05/09/13	19/09/13	20/09/13	198	ZH/ZE Radiology 1-533
06/06/13	14/06/13	28/06/13	05/07/13	12/07/13	02/08/13	09/08/13	12/08/13	13/08/13	02/09/13	09/09/13	23/09/13	25/09/13	09/10/13	10/10/13	201	ZH/ZE Radiology 1-534
21/05/13	29/05/13	12/06/13	19/06/13	26/06/13	17/07/13	24/07/13	25/07/13	26/07/13	15/08/13	22/08/13	05/09/13	09/09/13	23/09/13	24/09/13	199	ZE Radiology 1-535
															200	**Nuclear Medicine**
31/05/13	10/06/13	24/06/13	01/07/13	08/07/13	29/07/13	05/08/13	06/08/13	07/08/13	27/08/13	03/09/13	17/09/13	19/09/13	03/10/13	04/10/13	200	ZE Nuclear Medicine 1-536
															200	**NSGH Stroke Ward**
17/05/13	27/05/13	10/06/13	17/06/13	24/06/13	15/07/13	22/07/13	23/07/13	24/07/13	13/08/13	20/08/13	03/09/13	05/09/13	19/09/13	20/09/13	198	ZH Stroke Ward 1-529,
03/06/13	11/06/13	25/06/13	02/07/13	09/07/13	30/07/13	06/08/13	07/08/13	08/08/13	28/08/13	04/09/13	18/09/13	20/09/13	04/10/13	07/10/13	200	ZH Stroke Ward 1-530
															207	**NSGH MDU**
19/07/13	29/07/13	12/08/13	19/08/13	26/08/13	16/09/13	23/09/13	24/09/13	25/09/13	15/10/13	22/10/13	05/11/13	07/11/13	21/11/13	22/11/13	207	ZH/ZJ MDU 1-531, 1-532
															212	**NSGH OPD & Wait**
26/07/13	05/08/13	19/08/13	26/08/13	02/09/13	23/09/13	30/09/13	01/10/13	02/10/13	22/10/13	29/10/13	12/11/13	14/11/13	28/11/13	29/11/13	208	ZJ OPD & Wait 1-539
02/08/13	12/08/13	26/08/13	02/09/13	09/09/13	30/09/13	07/10/13	08/10/13	09/10/13	29/10/13	05/11/13	19/11/13	21/11/13	05/12/13	06/12/13	209	ZJ OPD & Wait 1-537

Comments: Extract:Podium fitting out schedule of dates

Brookfield MULTIPLEX BM Built to outperform.

This programme is strictly for information only, and will not form any part of any resulting Sub-Contract

New South Glasgow Hospitals Project

Stage 3 Adults & Childrens Hospitals Programme

"This programme is copyright and the property of Brookfield Construction (UK) Ltd and must not be used with out written approval".

NHS Greater Glasgow and Clyde

Line	Activity	Calendar Week No Start	early start head track	early start primary service modules	Head Track, Early Walls & Risers (10d)	Service Modules & Ductwork (10d)	Form marked openings & cross corridor walls (5d)	Heating & Domestic Pipework services, 2nd.modules (10d)	M&E 1st Fix - High Level Works (25d)	Partitions 1st Fix (25d)	M&E 1st Fix - within Partitions (17d)	Sign Off for 2nd side board (5d)	Partitions 2nd side board (25d)	Paint walls Mist & 1st coat (5d)	Preparation, Thin Screed & Cure (10d)	Vertical bedhead trunking & Dado drops	Ceiling Perimeter Trim (2d)	Sign Off for Ceiling Closure (5d)	Ceiling Grid & Service Tiles (10d)
66	ZJ OPD & Wait 1-538	148	15/10/12	21/11/12	07/11/12	21/11/12		05/12/12	19/12/12	11/03/13	22/04/13	15/05/13	22/05/13	26/06/13	03/07/13	17/07/13	17/07/13	19/07/13	26/07/13
67	**Visitor Dining/Concourse/Chapel**	212																	
68	ZK/ZF Visitor Dining/Concourse/Chapel 1-501'2'3'4	212	06/01/14	20/01/14	13/01/14	20/01/14		27/01/14	03/02/14	17/03/14	24/03/14	31/03/14	07/04/14	14/04/14	28/04/14	05/05/14	05/05/14	07/05/14	14/05/14
69	**NCH Critical Care/PICU & Support Wards**	144																	
70	ZA Critical Care & Support Wards 1-518	144	18/09/12	03/12/12	19/11/12	03/12/12		17/12/12	14/01/13	18/03/13	29/04/13	22/05/13	29/05/13	03/07/13	10/07/13	24/07/13	24/07/13	26/07/13	02/08/13
71	ZA/ZB Critical Care & Support Wards 1-519	150	30/10/12	18/02/13	04/02/13	18/02/13		04/03/13	18/03/13	27/05/13	01/07/13	24/07/13	31/07/13	04/09/13	11/09/13	25/09/13	25/09/13	27/09/13	04/10/13
72	ZA Critical Care & Support Wards 1-517	144	18/09/12	11/01/13	14/12/12	11/01/13		25/01/13	08/02/13	22/04/13	27/05/13	19/06/13	26/06/13	31/07/13	07/08/13	21/08/13	21/08/13	23/08/13	30/08/13
73	ZA/ZB Critical Care & Support Wards 1-516, 1-515	148	16/10/12	07/02/13	24/01/13	07/02/13		21/02/13	07/03/13	20/05/13	24/06/13	17/07/13	24/07/13	28/08/13	04/09/13	18/09/13	18/09/13	20/09/13	27/09/13
74	NCH Cardiology Ward	152																	
75	ZB Cardiology Ward 1-514, 1-513	152	13/11/12	18/02/13	04/02/13	18/02/13		04/03/13	18/03/13	27/05/13	01/07/13	24/07/13	31/07/13	04/09/13	11/09/13	25/09/13	25/09/13	27/09/13	04/10/13
76	NCH MDU	152																	
77	ZB MDU 1-520	152	13/11/12	27/02/13	13/02/13	27/02/13		13/03/13	27/03/13	10/06/13	15/07/13	07/08/13	14/08/13	18/09/13	25/09/13	09/10/13	09/10/13	11/10/13	18/10/13
78	**NCH 23 Hours Unit**	157																	
79	ZC 23 Hours Unit 1-512, 1-511	157	20/12/12	09/04/13	19/03/13	09/04/13		23/04/13	07/05/13	08/07/13	12/08/13	04/09/13	07/10/13	11/11/13	18/11/13	02/12/13	02/12/13	04/12/13	11/12/13
80	**NCH Radiology**	133																	
81	ZE Radiology 1-510	133	04/07/12	20/08/12	06/08/12	20/08/12		03/09/12	17/09/12	28/11/12	16/01/13	08/02/13	15/02/13	22/03/13	29/03/13	19/04/13	19/04/13	23/04/13	30/04/13
82	ZE Radiology 1-508, 1-509	135	16/07/12	04/09/12	21/08/12	04/09/12		18/09/12	02/10/12	10/12/12	28/01/13	20/02/13	27/02/13	10/04/13	17/04/13	01/05/13	01/05/13	03/05/13	10/05/13
83	**NCH Theatres**	144																	
84	ZE/ZF Theatres 1-507	146	04/10/12	26/11/12	12/11/12	26/11/12		10/12/12	07/01/13	11/03/13	22/04/13	15/05/13	22/05/13	26/06/13	03/07/13		17/07/13	19/07/13	26/07/13
85	ZF Theatres 1-105	145	27/09/12	26/11/12	12/11/12	26/11/12		10/12/12	07/01/13	11/03/13	22/04/13	15/05/13	22/05/13	26/06/13	03/07/13		17/07/13	19/07/13	26/07/13
86	ZC Theatres 1-506	144	20/09/12	19/02/13	05/02/13	19/02/13		05/03/13	19/03/13	27/05/13	01/07/13	24/07/13	31/07/13	04/09/13	11/09/13		25/09/13	27/09/13	04/10/13
87	**Second Floor NSGH & NCH**	122																	
88	**NSGH Theatres**	122																	
89	ZG Theatres 2-526	122	16/04/12	07/05/12	23/04/12	07/05/12		21/05/12	04/06/12	13/08/12	17/09/12	10/10/12	17/10/12	21/11/12	28/11/12		12/12/12	14/12/12	21/12/12
90	ZG Theatres 2-524	123	23/04/12	14/05/12	23/04/12	14/05/12		28/05/12	11/06/12	20/08/12	24/09/12	17/10/12	24/10/12	28/11/12	05/12/12		19/12/12	21/12/12	11/01/13
91	ZD/ZE Theatres 2-522	124	30/04/12	21/05/12	30/04/12	21/05/12		04/06/12	18/06/12	27/08/12	01/10/12	24/10/12	31/10/12	05/12/12	12/12/12		09/01/13	11/01/13	18/01/13
92	ZD/ZE Theatres 2-521	126	14/05/12	28/05/12	14/05/12	28/05/12		11/06/12	25/06/12	03/09/12	08/10/12	31/10/12	07/11/12	12/12/12	19/12/12		16/01/13	18/01/13	25/01/13
93	ZD/ZE Theatres 2-520	127	21/05/12	04/06/12	21/05/12	04/06/12		18/06/12	02/07/12	10/09/12	15/10/12	07/11/12	14/11/12	19/12/12	09/01/13		23/01/13	25/01/13	01/02/13
94	ZH/ZE Theatres 2-527, 2-528	137	30/07/12	19/09/12	05/09/12	19/09/12		03/10/12	17/10/12	07/01/13	11/02/13	06/03/13	13/03/13	24/04/13	01/05/13		15/05/13	17/05/13	24/05/13
95	ZE Theatres 2-525, 2-523	141	28/08/12	31/10/12	17/10/12	31/10/12		14/11/12	28/11/12	14/02/13	21/03/13	22/04/13	29/04/13	03/06/13	10/06/13		24/06/13	26/06/13	03/07/13
96	**Endoscopy / Decont / Med Physics/Stores**	143																	
97	ZE Endoscopy/Decontamination 2-519, 2-518	143	13/09/12	10/10/12	26/09/12	10/10/12		24/10/12	07/11/12	18/01/13	22/02/13	19/03/13	26/03/13	07/05/13	14/05/13	28/05/13	28/05/13	30/05/13	06/06/13
98	ZE Medical Physics 2-517	143	13/09/12	10/10/12	26/09/12	10/10/12		24/10/12	07/11/12	18/01/13	22/02/13	19/03/13	26/03/13	07/05/13	14/05/13	28/05/13	28/05/13	30/05/13	06/06/13
99	ZE Transport Base 2-534	143	13/09/12	10/10/12	26/09/12	10/10/12		24/10/12	07/11/12	18/01/13	22/02/13	19/03/13	26/03/13	07/05/13	14/05/13	28/05/13	28/05/13	30/05/13	06/06/13
100	ZD/ZE/ZA Telephone services/Emerg Linen 2-516	147	12/10/12	03/12/12	19/11/12	03/12/12		17/12/12	14/01/13	18/03/13	29/04/13	22/05/13	29/05/13	03/07/13	10/07/13	24/07/13	24/07/13	26/07/13	02/08/13
101	**Renal Dialysis Unit**	152																	
102	ZJ Renal Dialysis 2-532	153	21/11/12	05/12/12	21/11/12	05/12/12		19/12/12	16/01/13	18/03/13	29/04/13	22/05/13	29/05/13	03/07/13	10/07/13	24/07/13	24/07/13	26/07/13	02/08/13
103	ZJ Renal Dialysis Unit 2- 533, 2-531	152	15/11/12	08/01/13	11/12/12	08/01/13		22/01/13	05/02/13	08/04/13	13/05/13	05/06/13	12/06/13	17/07/13	24/07/13	07/08/13	07/08/13	09/08/13	16/08/13
104	**Dermatology OPD**	153																	
105	ZJ Dermatology OPD 2-530, 2-529	153	21/11/12	08/01/13	11/12/12	08/01/13		22/01/13	05/02/13	15/04/13	20/05/13	12/06/13	19/06/13	24/07/13	31/07/13	14/08/13	14/08/13	16/08/13	23/08/13
106	ZF Dermatology Ward 2- 505, 2-506, 2-507	156	10/12/12	28/01/13	14/01/13	28/01/13		11/02/13	25/02/13	29/04/13	03/06/13	26/06/13	03/07/13	07/08/13	14/08/13	28/08/13	28/08/13	30/08/13	06/09/13
107	ZK Corridor & Cores A,B,C & D 2-501,2,3,4	156	10/12/12	28/01/13	14/01/13	28/01/13		11/02/13	25/02/13	29/04/13	03/06/13	26/06/13	03/07/13	07/08/13	14/08/13	28/08/13	28/08/13	30/08/13	06/09/13
108	**NCH ACUTE Receiving Ward / Aseptic Suite**	151																	
109	ZA ACUTE Receiving Ward 2-513, 2-514	151	06/11/12	11/01/13	14/12/12	11/01/13		25/01/13	08/02/13	22/04/13	27/05/13	19/06/13	26/06/13	31/07/13	07/08/13	21/08/13	21/08/13	23/08/13	30/08/13
110	ZB ACUTE Receiving Ward 2-512	157	18/12/12	18/02/13	04/02/13	18/02/13		04/03/13	18/03/13	27/05/13	01/07/13	24/07/13	31/07/13	04/09/13	11/09/13	25/09/13	25/09/13	27/09/13	04/10/13
111	ZB Aseptic Suite 2-515	157	18/12/12	18/02/13	04/02/13	18/02/13		04/03/13	18/03/13	27/05/13	01/07/13	24/07/13	31/07/13	04/09/13	11/09/13	25/09/13	25/09/13	27/09/13	04/10/13
112	ZB Ward Support 2-510	160	11/01/13	27/02/13	13/02/13	27/02/13		13/03/13	27/03/13	10/06/13	15/07/13	07/08/13	14/08/13	18/09/13	25/09/13	09/10/13	09/10/13	11/10/13	18/10/13
113	**NCH Day Case Unit / Schiehallion Ward**	160																	
114	ZB Day Case Unit 2-511	160	11/01/13	27/02/13	13/02/13	27/02/13		13/03/13	27/03/13	03/06/13	08/07/13	31/07/13	07/08/13	11/09/13	18/09/13	02/10/13	02/10/13	04/10/13	11/10/13
115	ZC Schiehallion Ward 2-508	164	05/02/13	26/03/13	12/03/13	26/03/13		16/04/13	30/04/13	01/07/13	05/08/13	28/08/13	04/09/13	09/10/13	16/10/13	30/10/13	30/10/13	01/11/13	08/11/13
116	ZC Teenager Cancer Trust 2-509	166	19/02/13	16/04/13	26/03/13	16/04/13		30/04/13	14/05/13	19/07/13	23/08/13	17/09/13	24/09/13	29/10/13	05/11/13	19/11/13	19/11/13	21/11/13	28/11/13
117	**Third Floor NSGH & NCH**	147																	
118	**Records/Training/Staff Facilities/FM**	147																	
119	ZJ/ZF Admin Training & Education 3-501, 3-502	163	28/01/13	21/02/13	07/02/13	21/02/13		07/03/13	21/03/13	03/06/13	08/07/13	31/07/13	07/08/13	11/09/13	18/09/13	02/10/13	02/10/13	04/10/13	11/10/13
120	ZH/ZE FM and Staff Facilities 3-503, 3-504	147	10/10/12	22/11/12	08/11/12	22/11/12		06/12/12	20/12/12	11/03/13	22/04/13	15/05/13	22/05/13	26/06/13	03/07/13	17/07/13	17/07/13	19/07/13	26/07/13
121	**NCH Inpatient Wards & Ward Support**	160																	
122	ZA In Patient Ward 3-511, 3-512, 3-513	160	11/01/13	25/01/13	11/01/13	25/01/13		08/02/13	22/02/13	29/04/13	03/06/13	26/06/13	03/07/13	07/08/13	14/08/13	28/08/13	28/08/13	30/08/13	06/09/13
123	ZB In Patient Ward 3-510, 3-509, 3-508	164	07/02/13	21/02/13	07/02/13	21/02/13		07/03/13	21/03/13	27/05/13	01/07/13	24/07/13	31/07/13	04/09/13	11/09/13	25/09/13	25/09/13	27/09/13	04/10/13
124	ZB Ward Support 3-514, 3-515	166	18/02/13	04/03/13	18/02/13	04/03/13		18/03/13	08/04/13	10/06/13	15/07/13	07/08/13	14/08/13	18/09/13	25/09/13	09/10/13	09/10/13	11/10/13	18/10/13
125	ZC In Patient Ward 3-507, 3-506	171	26/03/13	07/05/13	23/04/13	07/05/13		21/05/13	04/06/13	05/08/13	09/09/13	02/10/13	09/10/13	13/11/13	20/11/13	04/12/13	04/12/13	06/12/13	13/12/13
126	ZC Medicinema 3-505 (fit out by Board)	174	16/04/13	07/05/13	23/04/13	07/05/13		21/05/13	04/06/13	05/08/13	09/09/13	02/10/13	09/10/13	13/11/13	20/11/13	04/12/13	04/12/13	06/12/13	13/12/13
127	**Fourth Floor NCH**	177																	
128	**NCH Psychiatry / DCFP**	177																	
129	ZC Psychiatry / DCFP 4-515, 4-516, 4-517	177	07/05/13	21/05/13	07/05/13	21/05/13		04/06/13	18/06/13	19/08/13	23/09/13	16/10/13	23/10/13	27/11/13	04/12/13	18/12/13	18/12/13	20/12/13	10/01/14
130	**Basement Level -1**	169																	
131	**FM Facilities NSGH / NCH**	169																	
132	ZA/ZB/ZC Plant - Sprinkler Tanks & Water Tanks	169	11/03/13		31/05/13	14/06/13		28/06/13	12/07/13	16/08/13	20/09/13	15/10/13	22/10/13	26/11/13	03/12/13	17/12/13	17/12/13	19/12/13	09/01/14
133	ZK FM Facilities & Core D,F,M: B-501 B-502, B-503 B-510	174	15/04/13		14/06/13	28/06/13		12/07/13	26/07/13	30/08/13	04/10/13	29/10/13	05/11/13	10/12/13	17/12/13	14/01/14	14/01/14	16/01/14	23/01/14
134	ZD/ZE/ZF Catering / FM Stores & Core G: B-501, B-504, B-505	176	29/04/13		28/06/13	12/07/13		26/07/13	09/08/13	13/09/13	18/10/13	12/11/13	19/11/13	07/01/14	14/01/14	28/01/14	28/01/14	30/01/14	06/02/14
135	Second Floor Level Plantroom 21 Finishes	129	04/06/12		22/10/12	29/10/12		05/11/12	12/11/12	19/11/12	26/11/12	03/12/12	10/12/12	17/12/12	07/01/13		14/01/13	16/01/13	16/01/13
136	Second Floor Level Plantroom 22 Finishes	153	20/11/12		18/03/13	25/03/13		08/04/13	15/04/13	22/04/13	29/04/13	06/05/13	13/05/13	20/05/13	27/05/13		03/06/13	05/06/13	05/06/13
137	Third Floor Level Plantroom 31, 32 & 33 Finishes	143	10/09/12		19/04/13	03/05/13		17/05/13	31/05/13	05/07/13	09/08/13	03/09/13	10/09/13	15/10/13	21/10/13		04/11/13	06/11/13	13/11/13
138	Main Plantroom 41 Zone A & Zone B Finishes	170	18/03/13		05/06/13	19/06/13		03/07/13	17/07/13	21/08/13	25/09/13	18/10/13	25/10/13	29/11/13	06/12/13		20/12/13	07/01/14	14/01/14

Comments: Extract:Podium fitting out schedule of dates

Programme No.: BM-GS3-OT01-0231
Revision: Revision Date: 09/05/2012

File Path: S:\11.0 PLANNING\11.04 Stage 3 Main Hospital Construction\Programmes\Contract\Stage 3 Adult & Childrens Working Programme.pp

A52756968

Brookfield MULTIPLEX BM Built to outperform.

This programme is strictly for information only, and will not form any part of any resulting Sub-Contract

New South Glasgow Hospitals Project

Stage 3 Adults & Childrens Hospitals Programme

"This programme is copyright and the property of Brookfield Construction (UK) Ltd and must not be used with out written approval".

NHS Greater Glasgow and Clyde

Bedhead Trunking & LV Final Fix (6d)	M&E 3rd fix / Ceiling services (10d)	Door Frames, Glazed Screens & Architrave (5d)	Fixed Furniture (except shelves) & IPS Panels (5d)	Vinyl Floor & Wall Finishes (15d)	Doors, Screens & Ironmongery (5d)	Power On (1d)	Lights on for Pre Paint Snag (1d)	Final Paint Walls & Ceiling (14d)	Fixtures & Fittings / Shelves (5d)	Equipment Final Fix, Pendants & Lights (10d)	Ceiling Tiles, Mastic & Carpet (2d)	Final Snag (10d)	Final Clean (1d)	Final Independent Inspections & Sign Off (10d)	Calendar Week No Finish	Activity
09/08/13	19/08/13	02/09/13	09/09/13	16/09/13	07/10/13	14/10/13	15/10/13	16/10/13	05/11/13	12/11/13	26/11/13	28/11/13	12/12/13	13/12/13	212	ZJ OPD & Wait 1-538
															244	**Visitor Dining/Concourse/Chapel**
21/05/14	29/05/14	05/06/14	12/06/14	19/06/14	26/06/14	03/07/14	04/07/14	07/07/14	14/07/14	21/07/14	28/07/14	30/07/14	06/08/14	07/08/14	244	ZK/ZF Visitor Dining/Concourse/Chapel 1-501'2'3'4
															222	**NCH Critical Care/PICU & Support Wards**
16/08/13	26/08/13	09/09/13	17/09/13	24/09/13	15/10/13	22/10/13	23/10/13	24/10/13	13/11/13	20/11/13	04/12/13	06/12/13	20/12/13	06/01/14	213	ZA Critical Care & Support Wards 1-518
18/10/13	28/10/13	11/11/13	18/11/13	25/11/13	16/12/13	06/01/14	07/01/14	08/01/14	28/01/14	04/02/14	18/02/14	20/02/14	06/03/14	07/03/14	222	ZA/ZB Critical Care & Support Wards 1-519
13/09/13	23/09/13	07/10/13	14/10/13	21/10/13	11/11/13	18/11/13	19/11/13	20/11/13	10/12/13	17/12/13	14/01/14	16/01/14	30/01/14	31/01/14	217	ZA Critical Care & Support Wards 1-517
11/10/13	18/10/13	01/11/13	08/11/13	15/11/13	06/12/13	13/12/13	16/12/13	17/12/13	17/01/14	24/01/14	07/02/14	11/02/14	25/02/14	26/02/14	221	ZA/ZB Critical Care & Support Wards 1-516, 1-515
															222	NCH Cardiology Ward
18/10/13	25/10/13	08/11/13	15/11/13	22/11/13	13/12/13	20/12/13	06/01/14	07/01/14	24/01/14	31/01/14	14/02/14	18/02/14	04/03/14	05/03/14	222	ZB Cardiology Ward 1-514, 1-513
															224	NCH MDU
01/11/13	08/11/13	22/11/13	29/11/13	06/12/13	10/01/14	17/01/14	20/01/14	21/01/14	07/02/14	14/02/14	28/02/14	04/03/14	18/03/14	19/03/14	224	ZB MDU 1-520
															234	**NCH 23 Hours Unit**
08/01/14	16/01/14	29/01/14	05/02/14	12/02/14	05/03/14	12/03/14	13/03/14	14/03/14	03/04/14	10/04/14	01/05/14	16/05/14	30/05/14	02/06/14	234	ZC 23 Hours Unit 1-512, 1-511
															199	**NCH Radiology**
14/05/13	21/05/13	04/06/13	11/06/13	18/06/13	09/07/13	16/07/13	17/07/13	18/07/13	06/08/13	13/08/13	27/08/13	29/08/13	12/09/13	13/09/13	197	ZE Radiology 1-510
24/05/13	31/05/13	14/06/13	21/06/13	28/06/13	19/07/13	26/07/13	29/07/13	30/07/13	16/08/13	23/08/13	06/09/13	10/09/13	24/09/13	25/09/13	199	ZE Radiology 1-508, 1-509
															226	**NCH Theatres**
	06/09/13	20/09/13	27/09/13	04/10/13	25/10/13	11/11/13	12/11/13	13/11/13	03/12/13	10/12/13	07/01/14	09/01/14	23/01/14	24/01/14	216	ZE/ZF Theatres 1-507
	06/09/13	20/09/13	27/09/13	04/10/13	25/10/13	11/11/13	12/11/13	13/11/13	03/12/13	10/12/13	07/01/14	09/01/14	23/01/14	24/01/14	216	ZF Theatres 1-105
	15/11/13	29/11/13	06/12/13	13/12/13	17/01/14	03/02/14	04/02/14	05/02/14	25/02/14	04/03/14	18/03/14	20/03/14	03/04/14	04/04/14	226	ZC Theatres 1-506
															231	**Second Floor NSGH & NCH**
															213	**NSGH Theatres**
	15/02/13	01/03/13	08/03/13	15/03/13	12/04/13	29/04/13	30/04/13	01/05/13	21/05/13	28/05/13	11/06/13	13/06/13	27/06/13	28/06/13	186	ZG Theatres 2-526
	22/02/13	08/03/13	15/03/13	22/03/13	19/04/13	06/05/13	07/05/13	08/05/13	28/05/13	04/06/13	18/06/13	20/06/13	04/07/13	05/07/13	187	ZG Theatres 2-524
	01/03/13	15/03/13	22/03/13	29/03/13	26/04/13	13/05/13	14/05/13	15/05/13	04/06/13	11/06/13	25/06/13	27/06/13	11/07/13	12/07/13	188	ZD/ZE Theatres 2-522
	08/03/13	22/03/13	29/03/13	12/04/13	03/05/13	20/05/13	21/05/13	22/05/13	11/06/13	18/06/13	02/07/13	04/07/13	18/07/13	19/07/13	189	ZD/ZE Theatres 2-521
	15/03/13	29/03/13	12/04/13	19/04/13	10/05/13	27/05/13	28/05/13	29/05/13	18/06/13	25/06/13	09/07/13	11/07/13	25/07/13	26/07/13	190	ZD/ZE Theatres 2-520
	05/07/13	19/07/13	26/07/13	02/08/13	23/08/13	09/09/13	10/09/13	11/09/13	01/10/13	08/10/13	22/10/13	24/10/13	07/11/13	08/11/13	205	ZH/ZE Theatres 2-527, 2-528
	14/08/13	28/08/13	04/09/13	11/09/13	02/10/13	17/10/13	18/10/13	21/10/13	08/11/13	15/11/13	29/11/13	03/12/13	17/12/13	18/12/13	213	ZE Theatres 2-525, 2-523
															213	**Endoscopy / Decont / Med Physics/Stores**
20/06/13	28/06/13	12/07/13	19/07/13	26/07/13	16/08/13	23/08/13	26/08/13	27/08/13	16/09/13	23/09/13	07/10/13	09/10/13	23/10/13	24/10/13	203	ZE Endoscopy/Decontamination 2-519, 2-518
20/06/13	28/06/13	12/07/13	19/07/13	26/07/13	16/08/13	23/08/13	26/08/13	27/08/13	16/09/13	23/09/13	07/10/13	09/10/13	23/10/13	24/10/13	203	ZE Medical Physics 2-517
20/06/13	28/06/13	12/07/13	19/07/13	26/07/13	16/08/13	23/08/13	26/08/13	27/08/13	16/09/13	23/09/13	07/10/13	09/10/13	23/10/13	24/10/13	203	ZE Transport Base 2-534
16/08/13	26/08/13	09/09/13	16/09/13	23/09/13	14/10/13	21/10/13	22/10/13	23/10/13	12/11/13	19/11/13	03/12/13	05/12/13	19/12/13	20/12/13	213	ZD/ZE/ZA Telephone services/Emerg Linen 2-516
															215	**Renal Dialysis Unit**
16/08/13	26/08/13	09/09/13	16/09/13	23/09/13	14/10/13	21/10/13	22/10/13	23/10/13	12/11/13	19/11/13	03/12/13	05/12/13	19/12/13	20/12/13	213	ZJ Renal Dialysis 2-532
30/08/13	09/09/13	23/09/13	30/09/13	07/10/13	28/10/13	04/11/13	05/11/13	06/11/13	26/11/13	03/12/13	17/12/13	19/12/13	16/01/14	17/01/14	215	ZJ Renal Dialysis Unit 2- 533, 2-531
															218	**Dermatology OPD**
06/09/13	16/09/13	30/09/13	07/10/13	14/10/13	04/11/13	11/11/13	12/11/13	13/11/13	03/12/13	10/12/13	07/01/14	09/01/14	23/01/14	24/01/14	216	ZJ Dermatology OPD 2-530, 2-529
20/09/13	30/09/13	14/10/13	21/10/13	28/10/13	18/11/13	25/11/13	26/11/13	27/11/13	17/12/13	07/01/14	21/01/14	23/01/14	06/02/14	07/02/14	218	ZF Dermatology Ward 2- 505, 2-506, 2-507
20/09/13	30/09/13	14/10/13	21/10/13	28/10/13	18/11/13	25/11/13	26/11/13	27/11/13	17/12/13	07/01/14	21/01/14	23/01/14	06/02/14	07/02/14	218	ZK Corridor & Cores A,B,C & D 2-501,2,3,4
															224	**NCH ACUTE Receiving Ward / Aseptic Suite**
13/09/13	23/09/13	07/10/13	14/10/13	21/10/13	11/11/13	18/11/13	19/11/13	20/11/13	10/12/13	17/12/13	14/01/14	16/01/14	30/01/14	31/01/14	217	ZA ACUTE Receiving Ward 2-513, 2-514
18/10/13	28/10/13	11/11/13	18/11/13	25/11/13	16/12/13	06/01/14	07/01/14	08/01/14	28/01/14	04/02/14	18/02/14	20/02/14	06/03/14	07/03/14	222	ZB ACUTE Receiving Ward 2-512
18/10/13	28/10/13	11/11/13	18/11/13	25/11/13	16/12/13	06/01/14	07/01/14	08/01/14	28/01/14	04/02/14	18/02/14	20/02/14	06/03/14	07/03/14	222	ZB Aseptic Suite 2-515
01/11/13	11/11/13	25/11/13	02/12/13	09/12/13	13/01/14	20/01/14	21/01/14	22/01/14	11/02/14	18/02/14	04/03/14	06/03/14	20/03/14	21/03/14	224	ZB Ward Support 2-510
															231	**NCH Day Case Unit / Schiehallion Ward**
25/10/13	04/11/13	18/11/13	25/11/13	02/12/13	06/01/14	13/01/14	14/01/14	15/01/14	04/02/14	11/02/14	25/02/14	27/02/14	13/03/14	14/03/14	223	ZB Day Case Unit 2-511
22/11/13	02/12/13	16/12/13	06/01/14	13/01/14	03/02/14	10/02/14	11/02/14	12/02/14	04/03/14	11/03/14	25/03/14	27/03/14	10/04/14	11/04/14	228	ZC Schiehallion Ward 2-508
12/12/13	20/12/13	17/01/14	24/01/14	31/01/14	21/02/14	28/02/14	03/03/14	04/03/14	24/03/14	31/03/14	14/04/14	16/04/14	07/05/14	08/05/14	231	ZC Teenager Cancer Trust 2-509
															233	**Third Floor NSGH & NCH**
															223	**Records/Training/Staff Facilities/FM**
25/10/13	04/11/13	18/11/13	25/11/13	02/12/13	06/01/14	13/01/14	14/01/14	15/01/14	04/02/14	11/02/14	25/02/14	27/02/14	13/03/14	14/03/14	223	ZJ/ZF Admin Training & Education 3-501, 3-502
09/08/13	19/08/13	02/09/13	09/09/13	16/09/13	07/10/13	14/10/13	15/10/13	16/10/13	05/11/13	12/11/13	26/11/13	28/11/13	12/12/13	13/12/13	212	ZH/ZE FM and Staff Facilities 3-503, 3-504
															233	**NCH Inpatient Wards & Ward Support**
20/09/13	30/09/13	14/10/13	21/10/13	28/10/13	18/11/13	25/11/13	26/11/13	27/11/13	17/12/13	07/01/14	21/01/14	23/01/14	06/02/14	07/02/14	218	ZA In Patient Ward 3-511, 3-512, 3-513
18/10/13	28/10/13	11/11/13	18/11/13	25/11/13	16/12/13	06/01/14	07/01/14	08/01/14	28/01/14	04/02/14	18/02/14	20/02/14	06/03/14	07/03/14	222	ZB In Patient Ward 3-510, 3-509, 3-508
01/11/13	11/11/13	25/11/13	02/12/13	09/12/13	13/01/14	20/01/14	21/01/14	22/01/14	11/02/14	18/02/14	04/03/14	06/03/14	20/03/14	21/03/14	224	ZB Ward Support 3-514, 3-515
10/01/14	20/01/14	03/02/14	10/02/14	17/02/14	10/03/14	17/03/14	18/03/14	19/03/14	08/04/14	15/04/14	06/05/14	08/05/14	22/05/14	23/05/14	233	ZC In Patient Ward 3-507, 3-506
10/01/14	20/01/14	03/02/14	10/02/14	17/02/14	10/03/14	17/03/14	18/03/14	19/03/14	08/04/14	15/04/14	06/05/14	08/05/14	22/05/14	23/05/14	233	ZC Medicinema 3-505 (fit out by Board)
															235	**Fourth Floor NCH**
															235	**NCH Psychiatry / DCFP**
24/01/14	03/02/14	17/02/14	24/02/14	03/03/14	24/03/14	31/03/14	01/04/14	02/04/14	29/04/14	06/05/14	20/05/14	22/05/14	05/06/14	06/06/14	235	ZC Psychiatry / DCFP 4-515, 4-516, 4-517
															239	**Basement Level -1**
															239	**FM Facilities NSGH / NCH**
23/01/14	31/01/14	14/02/14	21/02/14	28/02/14	21/03/14	28/03/14	31/03/14	01/04/14	28/04/14	05/05/14	19/05/14	21/05/14	04/06/14	05/06/14	235	ZA/ZB/ZC Plant - Sprinkler Tanks & Water Tanks
06/02/14	14/02/14	28/02/14	07/03/14	14/03/14	04/04/14	11/04/14	14/04/14	15/04/14	12/05/14	19/05/14	02/06/14	04/06/14	18/06/14	19/06/14	237	ZK FM Facilities & Core D,F,M: B-501 B-502, B-503 B-510
20/02/14	28/02/14	14/03/14	21/03/14	28/03/14	18/04/14	02/05/14	05/05/14	06/05/14	26/05/14	02/06/14	16/06/14	18/06/14	02/07/14	03/07/14	239	ZD/ZE/ZF Catering / FM Stores & Core G: B-501, B-504, B-505
23/01/13	31/01/13	07/02/13	14/02/13	21/02/13	28/02/13	07/03/13	08/03/13	11/03/13	18/03/13	10/04/13	25/03/13	27/03/13	17/04/13	18/04/13	176	Second Floor Level Plantroom 21 Finishes
12/06/13	20/06/13	27/06/13	04/07/13	11/07/13	18/07/13	25/07/13	26/07/13	29/07/13	05/08/13	21/08/13	12/08/13	14/08/13	28/08/13	29/08/13	195	Second Floor Level Plantroom 22 Finishes
27/11/13	04/12/13	18/12/13	08/01/14	15/01/14	05/02/14	12/02/14	13/02/14	14/02/14	06/03/14	13/03/14	27/03/14	31/03/14	14/04/14	15/04/14	229	Third Floor Level Plantroom 31, 32 & 33 Finishes
28/01/14	05/02/14	19/02/14	26/02/14	05/03/14	26/03/14	02/04/14	03/04/14	04/04/14	01/05/14	08/05/14	22/05/14	26/05/14	09/06/14	10/06/14	236	Main Plantroom 41 Zone A & Zone B Finishes

Date of Issue: 09/05/2012 Drawn By: [redacted]

Print Date: 09/05/2012 Page 4 of 4

Comments: Extract:Podium fitting out schedule of dates

Programme No.: BM-GS3-OT01-0231

Revision: Revision Date: 09/05/2012

File Path: S:\11.0 PLANNING\11.04 Stage 3 Main Hospital Construction\Programmes\Contract\Stage 3 Adult & Childrens Working Programme.pp

A52756968

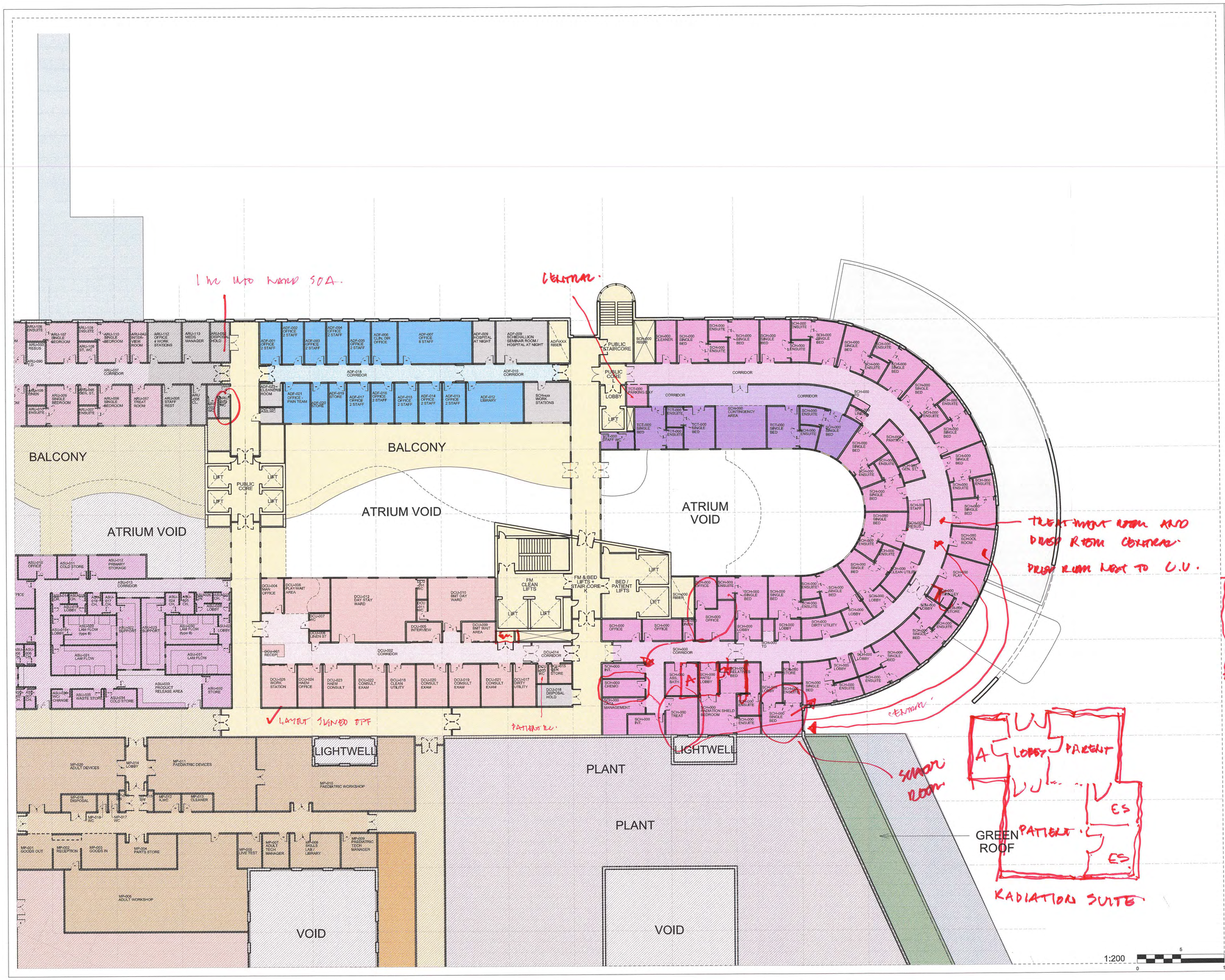

Notes:
- This drawing is copyright.
- Do not scale dimensions from this drawing.
- All discrepancies on this drawing are to be reported to the architect.
- Do not modify any element of this drawing.
- Use drawing only for purpose(s) Issued.

Designer Identification of Hazard/Risk

KEY

- NCH SCHIEHALLION WARD
- NCH TEENAGER CANCER TRUST
- NCH THEATRES - ANAESTHETIC DEPARTMENT FACILITIES
- NCH DAY CASE UNIT
- NCH SHARED FM SUPPORT

Rev	Date	Drw	Revision Notes	Chk	App
04	29/03/10	GO	Schiehallion Ward amended from comments of User Group Meeting 2	JH	X
03	23/03/10	GO	Schiehallion Ward and Day Case revised for User Group Meeting 2	JH	X
02	21/03/10	GO	Revised for User Group Meeting 2	JH	X
01	10/02/10	GO	Issued for User Group Meeting 1	JH	X

2010-04-16
UGM 2
SCHIEHALLION/DAY CASE

Client

NHS Greater Glasgow and Clyde

Contractor

Brookfield

NIGHTINGALE associates architects
87-91 Newman Street
London
W1T 3EY
Tel: 0207 079 9900
Fax: 0207 079 9901
www.nightingaleassociates.com

Project
NEW SOUTH GLASGOW HOSPITALS (NSGH) PROJECT

Drawing Title
SECOND FLOOR PLAN
NCH SCHIEHALLION WARD / DAY CASE UNIT / THEATRES AND ANAESTHETICS SERVICE OFFICES

Job No	Drawn	Checked	Approved
09080	GO	JH	JH
Status: Preliminary		Date: 02/09/09	Scale@A1: 1:200

Drawing No						Rev
Origin	Zone	Level	Type	Content	Sequential	
NA	02	XX	PL	252	402	04

A527

NIGHTINGALE
associates

Reco-ordination Schedule
SWEEP UP PROGRAMME
NA-SH-018_REV D

PROGRAMME	1 NHS RETURN TO BM	2 BM RETURN TO NA	3 NA REVIEW, RAISE EWNs AS REQUIRED, BM OBTAIN RESPONSES	4 ACTUAL BM RETURN TO NA	5 MEETING WORKSHOP DATE	6 ANY FINAL INFORMATION TO BE PROVIDED	7 NA ISSUE HAND MARKUP TO CT + PROJECT TEAM **(FOR INFORMATION ONLY)**	8 CT PREPARE AND SEND TO LDN FOR CHECKING	9 LDN CHECK AND RETURN TO CT	10 CT FIX	11 LDN ISSUE
PRODUCTION GROUP 1	15.06.12	29.06.12	13.07.12	31.08.12	18.10.12	26.10.12	02.11.12	16.11.12	30.11.12	07.12.12	14.12.12
PRODUCTION GROUP 2	29.06.12	13.07.12	27.07.12	08.08.12	01.11.12	09.11.12	16.11.12	30.11.12	14.12.12	04.01.13	11.01.13
PRODUCTION GROUP 3	13.07.12	27.07.12	10.08.12	08.08.12	15.11.12	23.11.12	30.11.12	14.12.112	11.01.13	18.01.13	25.01.13
PRODUCTION GROUP 4	27.01.12	10.08.12	24.08.12	14.09.12	29.11.12	07.12.12	14.12.12	11.01.13	25.01.13	01.02.13	08.02.13
PRODUCTION GROUP 5	10.08.12	24.08.12	07.09.12	19.09.12 (PARTIAL)	13.12.12	04.01.13	11.01.13	25.01.13	08.02.13	15.02.13	22.02.13
PRODUCTION GROUP 6	10.08.12	24.08.12	07.09.12	19.09.12	13.12.12	04.01.13	11.01.13	25.01.13	08.02.13	15.02.13	22.02.13
PRODUCTION GROUP 7	24.08.12	07.09.12	21.09.12		17.01.13	25.01.13	01.02.13	15.02.13	01.03.13	08.03.13	15.03.13
PRODUCTION GROUP 8	07.09.12	21.09.12	04.10.12		07.02.13	15.02.13	22.02.13	08.03.12	22.03.13	29.03.13	05.04.13
PRODUCTION GROUP 9	07.09.12	21.09.12	04.10.12		07.02.13	15.02.13	22.02.13	08.03.12	22.03.13	29.03.13	05.04.13
PRODUCTION GROUP 10	21.09.12	05.10.12	19.10.12		28.02.13	08.03.13	15.03.13	29.03.13	12.04.13	19.04.13	26.04.13
PRODUCTION GROUP 11	21.09.12	05.10.12	19.10.12		28.02.13	08.03.13	15.03.13	29.03.13	12.04.13	19.04.13	26.04.13
PRODUCTION GROUP 12	05.10.12	19.10.12	02.11.12		21.03.13	29.03.13	05.04.13	19.04.13	03.05.13	10.05.13	17.05.13
PRODUCTION GROUP 13	05.10.12	19.10.12	02.11.12		21.03.13	29.03.13	05.04.13	19.04.13	03.05.13	10.05.13	17.05.13
PRODUCTION GROUP 14	19.10.12	02.11.12	16.11.12		11.04.13	19.04.13	26.04.13	10.05.13	24.05.13	31.05.13	07.06.13
PRODUCTION GROUP 15	19.10.12	02.11.12	16.11.12		11.04.13	19.04.13	26.04.13	10.05.13	24.05.13	31.05.13	07.06.13
PRODUCTION GROUP 16	19.10.12	02.11.12	16.11.12		11.04.13	19.04.13	26.04.13	10.05.13	24.05.13	31.05.13	07.06.13

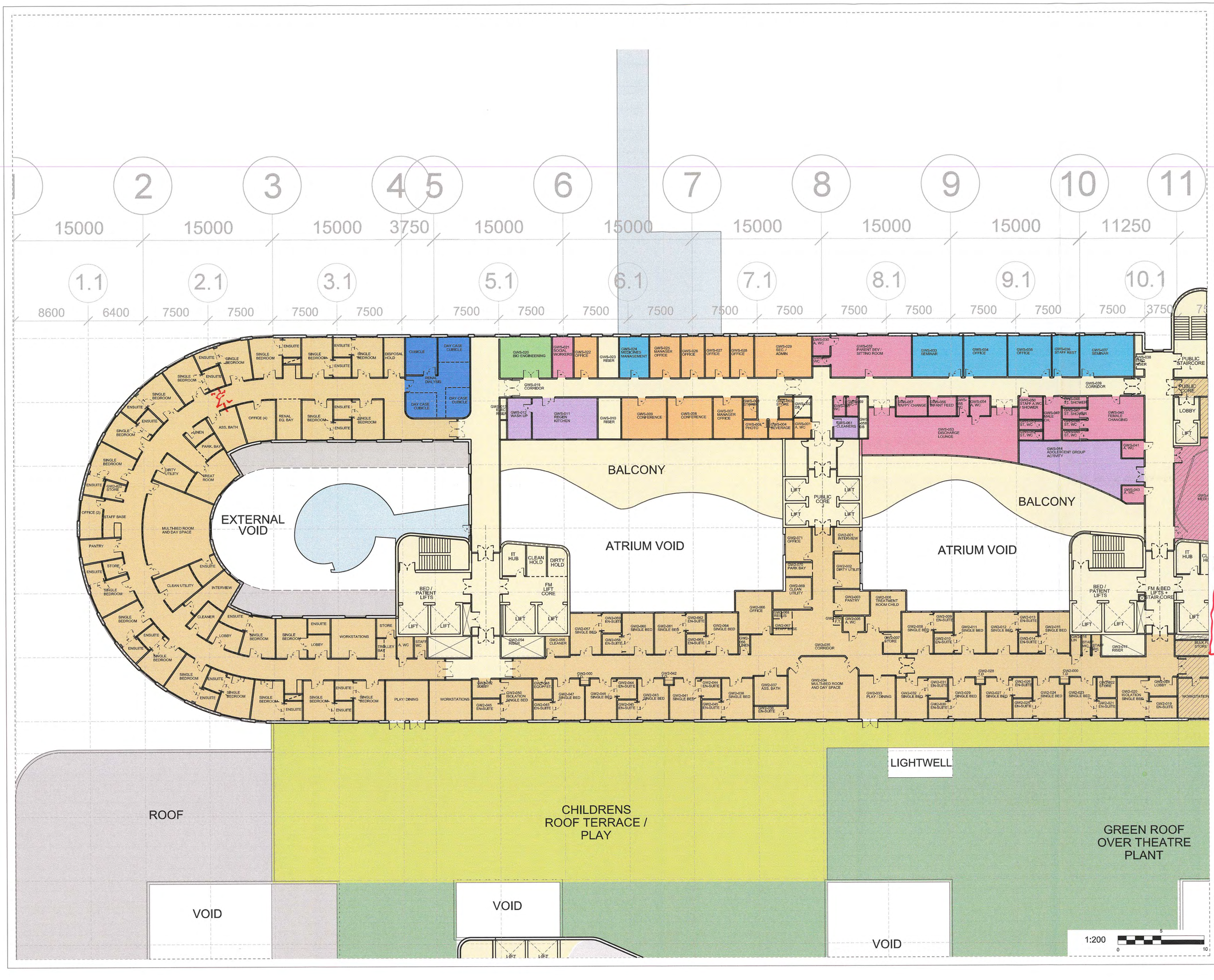

Notes:
- This drawing is copyright.
- Do not scale dimensions from this drawing.
- All discrepancies on this drawing are to be reported to the architect.
- Do not modify any element of this drawing.
- Use drawing only for purpose(s) Issued.

Designer Identification of Hazard/Risk

KEY

- NCH IN-PATIENT WARD
- NCH NEPHROLOGY / RENAL DAY CASE
- NCH BIO ENGINEERING
- NCH ADMIN SUPPORT
- NCH SUPPORT CENTRE (FOR GENERAL WARDS)
- CONSULTING OFFICES
- SHARED FM SUPPORT

Rev	Date	Drw	Revision Notes	Chk	App
04	17/05/10	GO	Ward revised for User Group Meeting 3	JH	X
03	05/05/10	CQ	Ward support -Revised for 1:200 Sign-Off post User Group Meeting 2	JH	X
02	18/03/10	GO	Revised for User Group Meeting 2	JH	X
01	03/02/10	GO	Issued for User Group Meeting 1	JH	X

NORTH

2010-05-25
INPATIENTS / UGM 3 RENAL.

[redacted] 25/5/10

NHS Greater Glasgow and Clyde

Contractor
Brookfield

NIGHTINGALE associates architects
87-91 Newman Street
London
W1T 3EY
Tel: 0207 079 9900
Fax: 0207 079 9901
www.nightingaleassociates.com

Project
NEW SOUTH GLASGOW HOSPITALS (NSGH) PROJECT

Drawing Title
THIRD FLOOR PLAN
NCH IN-PATIENT WARD / WARD SUPPORT

Job No	Drawn	Checked	Approved
09080	JH	JH	JH
Status: Preliminary		Date: 02/09/09	Scale@A1: 1:200

Drawing No						Rev
Origin	Zone	Level	Type	Content	Sequential	04
NA	XX	03	PL	252	403	

NIGHTINGALE associates

2011+ SLAB CO-ORDINATION NA-SZ-SL-SH-200-005_Combined Slab Programme_H 2011-10-28 le

REV H - UPDATED TO REFLECT PROGRESS TO DATE, INCORPORATING COMMENTS FROM WSP, ZBP + BM

EWN FOR ANY DESIGN CHANGE AFTER THIS DATE

xx.xx.xx	COMPLETE
xx.xx.xx	OVERDUE
	REQUIRED CURRENT STATUS

PERSONNEL	LEAD	INFO EXCHANGE
NA	LIANE EDWARDS	MARK LLOYD
WSP	NEIL MCGARRY	MICHAEL BOYD
ZBP	MARK HARRIS	
MEL	BRENDAN ROONEY	JAMES FERRIE
BM	AL FERNIE	STUART JACKSON

	WEEK 01	WEEK 03	WEEK 06	WEEK 07	WEEK 08	WEEK 09	WEEK 10	WEEK 11	WEEK 12	WEEK 13	WEEK 17	WEEK 18	WEEK 19	WEEK 21	WEEK 22	WEEK 23	WEEK 24	WEEK 29	COMMENTS
	A	B	C	D	E	F	G	H	I	J	K	L	M	N	O	P	Q	R	
	NA ISSUE EDGE UPSTAND AND RECESS WIP	NA ISSUE SANITARY SETTING OUT WIP	MER ISSUE TO ZBP FOR INCORPORATION	ZBP/MEL ISSUE PENETRATIONS WIP	ALL MEET TO DISCUSS COMMENTS + AGREE ACTIONS	ALL REVIEW ACTIONS AS REQUIRED	MEL ISSUE REVISED WIP TO ZBP FOR INC	ZBP ISSUE FINAL REVISED COMBINED WIP	WSP ISSUE GA -T1	NA / ZBP/MER REVIEW + ISSUE COMMENTS	WSP ISSUE GA T3	NA/ZBP/MER REVIEW + ISSUE COMMENTS / STATUS	BM REVIEW + ISSUE COMMENTS / STATUS	WSP RC DESIGN + DETAILING T1 ISSUE	BM REVIEW + ISSUE COMMENTS / STATUS	WSP ISSUE T3 RC / DETAILS T3 ISSUE	BM REVIEW + ISSUE COMMENTS / STATUS	TABLE INSTALLATION DATE (FROM BMDUNNES)	
G1																ISSUED 06.10.11		**26.09.11**	ISSUED
D1																ISSUED 12.10.11		**19.10.11**	ISSUED
G2																ISSUED 25.10.11		**24.10.11**	ISSUED
D2														26.10.11	27.10.11	04.11.11	05.11.11	**07.12.11**	CURRENT 1 WEEK DELAY
G3														01.11.11	02.11.11	04.11.11	11.11.11	**09.11.11**	WILL BE DELAYED, REDESIGN REQ'D FOR HOODS
CORE G																		**04.07.11**	ISSUED
CORE F																		**09.08.11**	ISSUED
CORE C																		**21.09.11**	ISSUED
CORE E																		**03.10.11**	ISSUED
E-1											ISSUED 05.10.11	28.10.11	31.10.11	10.11.11	08.11.11	17.11.11	10.11.11	**20.10.11**	HYDROPOOL OUTSTANDING FOR CONFIRMATION (BM) AT RISK
H0 TUNNEL LID																ISSUED 07.10.11		**27.10.11**	ISSUED
CORE H								ISSUED 27.10.11			ISSUED 17.10.11	28.10.11	31.10.11	ISSUED 28.10.11		17.11.11	03.11.11	**21.11.11 (SLIP FORM)**	REBAR DESIGN INTENT ISSUED NO MEP HOLES DUE TO LATE INFO RECEIVED
CORE B																		**08.11.11**	ISSUED
E0										ISSUED 18.10.11	ISSUED 25.10.11	04.11.11	05.11.11	11.11.11	12.11.11	03.10.11 TARGET 18.11.11	10.10.11	**14.11.11**	NA ISSUED AMENDMENTS AS DISCUSSED 28.10.11. AT RISK
CORE J								ISSUED 25.10.11			ISSUED 30.09.11					21.10.11	28.10.11	**01.12.11**	AT RISK
G4											ISSUED 21.10.11	28.10.11	29.10.11	07.10.11 TARGET 21.11.11	14.10.11 TARGET 22.11.11	21.11.11 TARGET 23.11.11	28.10.11 TARGET 24.11.11	**02.12.11**	AT RISK
CORE D																25.10.11	01.11.11	**06.12.11**	ISSUED
CORE K								28.10.11 ISSUED 25.10.11			ISSUED 18.10.11	?	?	27.10.11	03.11.11	10.11.11	17.11.11	**22.12.11**	REQUIRES WSP UPDATE
F-1											13.10.11	20.10.11	27.10.11	10.11.11	17.11.11	24.11.11	02.12.11	14.12.11	ISSUED
D3											31.10.11	27.10.11	03.11.11	17.11.11 TARGET 01.12.11	24.11.11	01.12.11 TARGET 05.12.11	28.11.11	16.12.11	AT RISK ? CANOPIES TO BE RESOLVED
CORE A										06.10.11	ISSUED 28.09.11	02.11.11	09.11.11	23.11.11	30.11.11	07.11.11	14.12.11	**25.01.12**	ISSUED
CORE L								25.10.11	22.10.11	29.10.11	ISSUED 18.10.11	10.11.11	17.11.11	01.12.11	08.12.11	15.12.11	22.12.11	**02.02.12**	REQUIRES WSP UPDATE
B-1												01.12.11	08.12.11	15.12.11	22.12.11	05.01.12	12.01.12	**16.02.12**	
D4										25.10.11	28.10.11 ISSUED 27.10.11	29.11.11	06.12.11	20.12.11 TARGET 10.11.11	03.01.12	10.01.12 TARGET 17.11.11	17.01.12	**21.02.12**	ZBP TO REVIEW RWO'S
H1					03.10.11	10.10.11	17.10.11	24.10.11 ISSUED 25.10.11	31.10.11	07.11.11	28.11.11	05.12.11	12.12.11	02.01.12 TARGET 16.01.12	09.01.12	16.01.12 TARGET 23.01.12	23.01.12	**27.02.12**	
E1					10.10.11	17.10.11	24.10.11	31.10.11	07.11.11	14.12.11	12.12.11	19.12.11	05.01.12	19.01.12 TARGET 31.01.12	26.01.12	02.02.12 TARGET 07.02.12	09.02.12	**15.03.12**	NA ISSUED AMENDMENTS AS DISCUSSED 31.10.11 - 2 WEEKS TO CATCH UP
CORE M		03.10.11	NO SERVICES INPUT	NO SERVICES INPUT	24.10.11	31.10.11	07.11.11	14.11.11	21.11.11	28.11.11	04.01.12	11.01.12	18.01.12	01.02.12	08.02.12	15.02.12	22.02.12	**29.03.12**	ISSUED BUT REV TO T3 REQUIRED
J1		05.10.11		19.10.11	26.10.11	02.11.11	09.11.11	16.11.11	23.11.11	30.11.11	06.01.12	13.01.12	20.01.12	27.01.12 TARGET 10.02.12	10.02.12	17.02.12	24.02.12	**30.03.12**	
B0	17.10.11	24.10.11	31.10.11	07.11.11	14.11.11	21.11.11	28.11.11	05.12.11	12.12.11	19.12.11	23.01.12	30.01.12	06.02.12	20.02.12	27.02.12	05.03.12 TARGET 28.02.12	07.02.12	**14.03.12**	

	WEEK 01	WEEK 03	WEEK 06	WEEK 07	WEEK 08	WEEK 09	WEEK 10	WEEK 11	WEEK 12	WEEK 13	WEEK 17	WEEK 18	WEEK 19	WEEK 21	WEEK 22	WEEK 23	WEEK 24	WEEK 29	COMMENTS
	A	B	C	D	E	F	G	H	I	J	K	L	M	N	O	P	Q	R	
	NA ISSUE EDGE UPSTAND AND RECESS WIP	NA ISSUE SANITARY SETTING OUT WIP	MER ISSUE TO ZBP FOR INCORPORATION	ZBP/MEL ISSUE PENETRATIONS WIP	ALL MEET TO DISCUSS COMMENTS + AGREE ACTIONS	ALL REVIEW ACTIONS AS REQUIRED	MEL ISSUE REVISED WIP TO ZBP FOR INC	ZBP ISSUE FINAL REVISED COMBINED WIP	WSP ISSUE GA -T1	NA / ZBP/MER REVIEW + ISSUE COMMENTS	WSP ISSUE GA T3	NA/ZBP/MER REVIEW + ISSUE COMMENTS / STATUS	BM REVIEW + ISSUE COMMENTS / STATUS	WSP RC DESIGN + DETAILING T1 ISSUE	BM REVIEW + ISSUE COMMENTS / STATUS	WSP ISSUE T3 RC / DETAILS T3 ISSUE	BM REVIEW + ISSUE COMMENTS / STATUS	TABLE INSTALATION DATE (FROM BM/DUNNES)	
H2	03.10.11	17.10.11	07.11.11	14.11.11	21.11.11	28.11.11	05.12.11	12.12.11	19.12.11	02.01.12	30.01.12	06.02.12	13.02.12	27.02.12 TARGET 01.03.12	05.03.12	12.03.12 TARGET 08.03.12	19.03.12	**23.04.12**	
K0	05.10.11	19.10.11	09.11.11	16.11.11	23.11.11	30.11.11	07.12.11	14.12.11	21.12.11	04.01.12	01.02.12	08.02.12	15.02.12	29.02.12	07.03.12	14.03.12	27.01.12	**05.03.12**	
F0	05.10.11	19.10.11	09.11.11	16.11.11	23.11.11	30.11.11	07.12.11	14.12.11	21.12.11	04.01.12	01.02.12	08.02.12	15.02.12	29.02.12	07.03.12	14.03.12	21.03.12	**25.04.12**	
A1	13.10.11	27.10.11	17.11.11	24.11.11	01.12.11	08.12.11	15.12.11	22.12.11	05.01.12	12.01.12	09.02.12	16.02.12	23.02.12	08.03.12	15.03.12	22.03.12	29.03.12	**03.05.12**	
E2	19.10.11	02.11.11	23.11.11	30.11.11	07.12.11	14.12.11	21.12.11	04.01.12	11.01.12	18.01.12	15.02.12	22.02.12	01.03.12	15.03.12	22.03.12	29.03.12	05.04.12	**10.05.12**	
F1	28.10.11	11.11.11	02.12.11	09.12.11	16.12.11	23.12.11	06.01.02	13.01.12	20.01.12	27.01.12	24.02.12	02.03.12	09.03.12	23.03.12	30.03.12	06.04.12	13.04.12	**18.05.12**	
B1	21.11.11	05.12.11	05.01.12	12.01.12	19.01.12	26.01.12	02.02.12	09.02.12	16.02.12	23.02.12	01.03.12	08.03.12	15.03.12	29.03.12	05.04.12	12.04.12	19.04.12	**24.05.12**	
D0	08.11.11	22.11.11	13.12.11	20.12.11	03.01.12	10.01.12	17.01.12	24.01.12	31.01.12	07.02.12	06.03.12	13.03.12	20.03.12	03.04.12	10.04.12	17.04.12	24.04.12	**29.05.12**	**09.05.12**
J2	10.11.11	24.11.11	15.12.11	22.12.11	05.01.12	12.01.12	19.01.12	26.01.12	02.02.12	09.02.12	08.03.12	15.03.12	22.03.12	05.04.12	12.04.12	19.04.12	26.04.12	**31.05.12**	
H3	16.11.11	30.11.11	21.12.11	04.01.12	11.01.12	18.01.12	25.01.12	01.02.12	08.02.12	15.02.12	14.03.12	21.03.12	28.03.12	11.04.12	18.04.12	25.04.12	02.05.12	**06.06.12**	
C0	22.11.11																	**13.06.12**	**25.05.12**
A2	17.11.11	01.12.11	05.01.12	12.01.12	19.01.12	26.01.12	02.02.12	09.02.12	16.02.12	23.02.12	22.03.12	29.03.12	05.04.12	19.04.12	26.04.12	03.05.12	13.05.12	**14.06.12**	
E3	05.12.11	19.12.11	16.01.12	23.01.12	30.01.12	06.02.12	13.02.12	20.02.12	27.03.12	05.03.12	02.04.12	09.04.12	16.04.12	30.04.12	07.05.12	14.05.12	21.05.12	**25.06.12**	ZBP (D) 24.02.12 4 WEEKS TO FIND
H4	16.12.11	06.01.12	27.01.12	03.02.12	10.02.12	17.02.12	24.02.12	02.03.12	09.03.12	16.03.12	13.04.12	20.04.12	27.04.12	11.05.12	18.05.12	25.05.12	01.06.12	**06.07.12**	
F2	16.12.11	06.01.12	27.01.12	03.02.12	10.02.12	17.02.12	24.02.12	02.03.12	09.03.12	16.03.12	13.04.12	20.04.12	27.04.12	11.05.12	18.05.12	25.05.12	01.06.12	**06.07.12**	ZBP(D) 09.03.12 3 WEEKS TO FIND
B2	23.12.11	13.01.12	03.02.12	10.02.12	17.02.12	24.02.12	02.03.12	09.03.12	16.03.12	23.03.12	20.04.12	27.04.12	04.05.12	18.05.12	25.05.12	01.06.12	08.06.12	**13.07.12**	
C1	02.01.12	16.01.12	13.02.12	20.02.12	27.02.12	05.03.12	12.03.12	19.03.12	26.03.12	30.03.12	23.04.12	04.05.12	14.05.12	28.05.12	04.06.12	11.06.12	18.06.12	**16.07.12**	
J3	05.01.12	19.01.12	09.02.12	16.02.12	23.02.12	01.03.12	08.03.12	15.03.12	22.03.12	29.03.12	26.04.12	03.05.12	10.05.12	24.05.12	07.06.12	14.06.12	21.06.12	**26.07.12**	ZBP(D) 24.02.12 1 WEEK TO FIND
A3	18.01.12	01.02.12	22.02.12	29.03.12	07.03.12	14.03.12	21.03.12	28.03.12	04.04.12	11.04.12	09.05.12	16.05.12	23.05.12	06.06.12	13.06.12	20.06.12	27.06.12	**01.08.12**	
G0	25.01.12	08.02.12	29.02.12	07.03.12	15.03.12	22.03.12	29.02.12	05.04.12	12.04.12	19.04.12	17.05.12	24.05.12	31.05.12	14.06.12	21.06.12	28.06.12	05.07.12	**09.08.12**	**26.03.11**
H5	09.02.12	23.02.12	15.03.12	22.03.12	29.03.12	05.04.12	12.04.12	19.04.12	26.04.12	03.05.12	24.05.12	31.05.12	07.06.12	21.06.12	28.06.12	05.07.12	12.07.12	**16.08.12**	
C2	23.02.12	27.02.12	15.03.12	19.03.12	29.03.12	02.04.12	12.04.12	16.04.12	26.04.12	30.04.12	28.05.12	07.06.12	11.06.12	28.06.12	02.07.12	09.07.12	16.07.12	**20.08.12**	
E4	15.02.12	29.02.12	21.03.12	28.03.12	04.04.12	11.04.12	18.04.12	25.04.12	02.05.12	09.05.12	06.06.12	13.06.12	20.06.12	04.07.12	11.07.12	18.07.12	25.07.12	**29.08.12**	
J4	20.02.12	05.03.12	26.03.12	02.04.12	09.04.12	16.04.12	23.04.12	30.04.12	07.05.12	14.05.12	11.06.12	18.06.12	25.06.12	09.07.12	16.07.12	23.07.12	30.07.12	**03.09.12**	
B3	21.02.12	06.03.12	27.03.12	03.04.12	10.04.12	17.04.12	24.04.12	01.05.12	08.05.12	15.05.12	12.06.12	19.06.12	26.06.12	10.07.12	17.07.12	24.07.12	31.07.12	**04.09.12**	
F3	22.02.12	07.03.12	28.03.12	04.04.12	11.04.12	18.04.12	25.04.12	02.05.12	09.05.12	16.05.12	13.06.12	20.06.12	27.06.12	11.07.12	18.07.12	25.07.12	01.08.12	**05.09.12**	ZBP(D) 04.05.12 3 WEEKS TO FIND
H6																		**10.09.12**	
A4	27.02.12	12.03.12	09.04.12	16.04.12	23.04.12	01.05.12	08.05.12	15.05.12	22.05.12	29.05.12	26.06.12	03.07.12	17.07.12	31.07.12	07.08.12	14.08.12	21.08.12	**25.09.12**	ZBP(D) 11.05.12 3 WEEKS TO FIND
C3																		**27.09.12**	
H7																		**03.10.12**	
J5																		**04.10.12**	
H0																		**05.10.12**	**19.09.12**
E5																		**09.10.12**	

	WEEK 01	WEEK 03	WEEK 06	WEEK 07	WEEK 08	WEEK 09	WEEK 10	WEEK 11	WEEK 12	WEEK 13	WEEK 17	WEEK 18	WEEK 19	WEEK 21	WEEK 22	WEEK 23	WEEK 24	WEEK 29	COMMENTS
	A	B	C	D	E	F	G	H	I	J	K	L	M	N	O	P	Q	R	
	NA ISSUE EDGE UPSTAND AND RECESS WIP	NA ISSUE SANITARY SETTING OUT WIP	MER ISSUE TO ZBP FOR INCORPORATION	ZBP/MEL ISSUE PENETRATIONS WIP	ALL MEET TO DISCUSS COMMENTS + AGREE ACTIONS	ALL REVIEW ACTIONS AS REQUIRED	MEL ISSUE REVISED WIP TO ZBP FOR INC	ZBP ISSUE FINAL REVISED COMBINED WIP	WSP ISSUE GA -T1	NA / ZBP/MER REVIEW + ISSUE COMMENTS	WSP ISSUE GA T3	NA/ZBP/MER REVIEW + ISSUE COMMENTS / STATUS	BM REVIEW + ISSUE COMMENTS / STATUS	WSP RC DESIGN + DETAILING T1 ISSUE	BM REVIEW + ISSUE COMMENTS / STATUS	WSP ISSUE T3 RC / DETAILS T3 ISSUE	BM REVIEW + ISSUE COMMENTS / STATUS	TABLE INSTALLATION DATE (FROM BMDUNNES)	
F4																		**19.10.12**	
B4	09.04.12	23.04.12	14.05.12	21.05.12	28.05.12	04.06.12	11.06.12	18.06.12	25.06.12	02.07.12	30.08.12	06.08.12	13.08.12	27.08.12	03.09.12	10.09.12	17.09.12	**22.10.12**	ZBP COMPLETE PLANTROOM DESIGN AHEAD OF PROGRAMME
H8																		**26.10.12**	
J6																		**29.10.12**	
E6																		**01.11.12**	
H11																		**07.11.12**	
F5																		**15.11.12**	
C4				11.05.12														**20.11.12**	
H9																		**20.11.12**	
J7																		**21.11.12**	
J0																		**26.11.12**	**16.11.12**
E7																		**26.11.12**	
F6																		**10.12.12**	
E8																		**19.12.12**	
C5																		**14.01.13**	
F7																		**16.01.13**	
J9																		**22.01.13**	
E9																		**25.01.13**	
F8																		**08.02.13**	
H12																		**11.02.13**	
E10																		**19.02.13**	
A0																		**01.03.13**	**12.11.12**
F9																		**05.03.13**	
J11																		**11.03.13**	
E11																		**14.03.13**	
F10																		**28.03.13**	
J12																		**17.04.13**	
E12																		**22.04.13**	
F11																		**06.05.13**	
F12																		**29.05.13**	

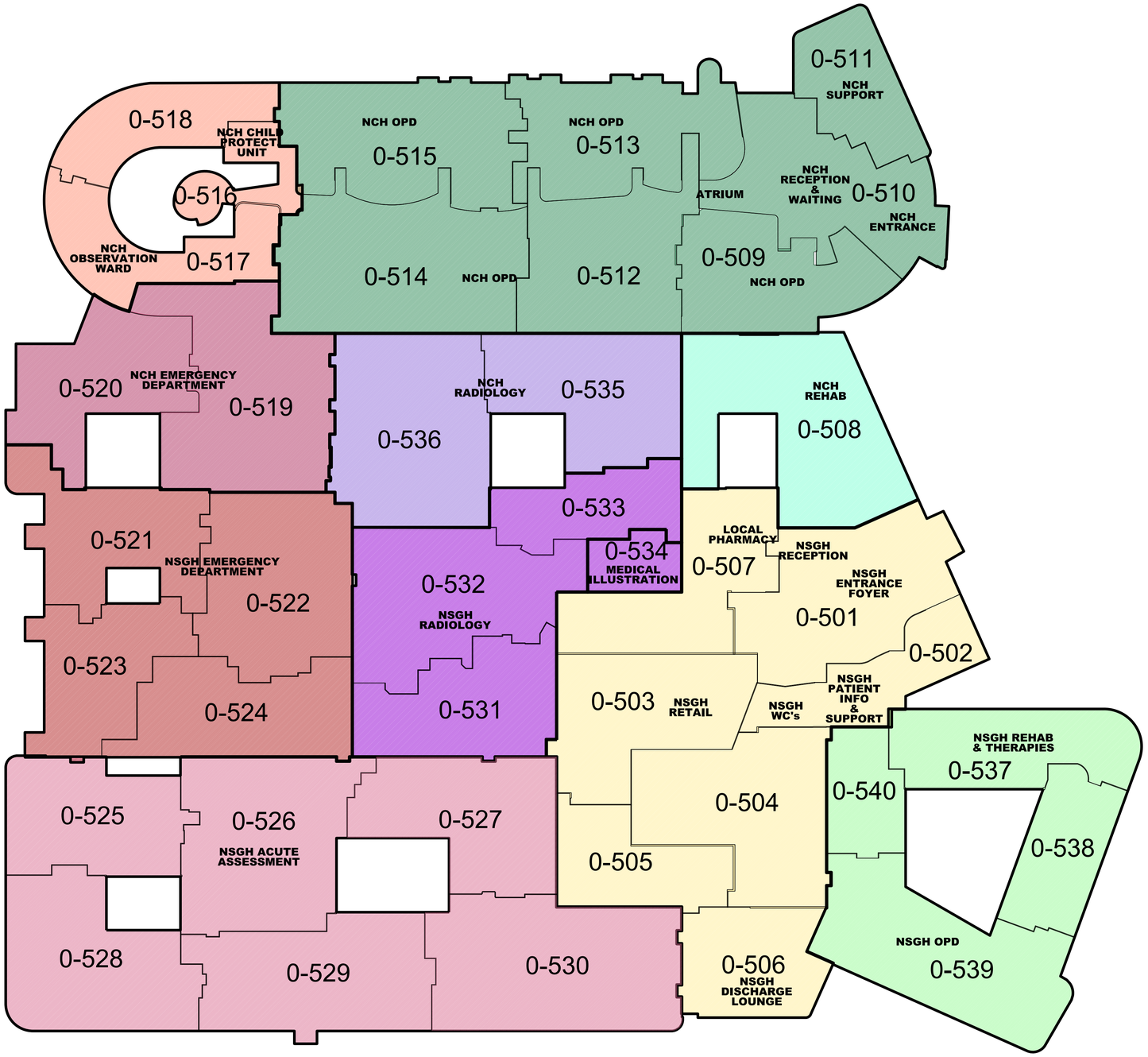

Notes:
- This drawing is copyright.
- Do not scale dimensions from this drawing.
- All discrepancies on this drawing are to be reported to the architect.
- Do not modify any element of this drawing.
- Use drawing only for purpose(s) Issued.

Designer Identification of Hazard/Risk

- Indicates a Residual Risk requiring a Compulsory Action
- Indicates a Residual Risk for Information
- Indicates a Residual Risk requiring a Prohibitive Action
- Indicates a Residual Risk as a Warning

Rev	Date	Drw	Revision Notes	Chk	App
01	19/01/11	ML	First Issue	AB	EW

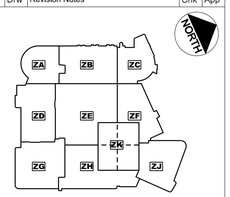

Client

NHS Greater Glasgow and Clyde

Contractor

Brookfield

NIGHTINGALE associates architects
87-91 Newman Street
London
W1T 3EY
Tel: 0207 079 9900
Fax: 0207 079 9901
www.nightingaleassociates.com

Project
NEW SOUTH GLASGOW HOSPITALS (NSGH) PROJECT

Drawing Title
1:50 SHEET KEY PLAN
GROUND FLOOR

Job No	Drawn	Checked	Approved
09080	ML	AB	EW

Status	Date	Scale@A1
DESIGN DEVELOPMENT	12/10/10	NTS

Drawing No						Rev
Origin	Zone	Level	Type	Content	Sequential	
NA	XX	00	PL	200	500	01

Brookfield MULTIPLEX BM

This programme is strictly for information only, and will not form any part of any resulting Sub-Contract

New South Glasgow Hospitals Project

Stage 3 Adults & Childrens Hospitals Programme

"This programme is copyright and the property of Brookfield Construction (UK) Ltd and must not be used with out written approval".

NHS Greater Glasgow and Clyde

Line	Activity	Calendar Week No Start	Head Track (lower corridor only) (5d)	Service Modules & Ductwork (10d)	Heating & Domestic Pipework services off modules (10d)	Head Track, Early Walls & Risers (10d)	Paint Walls Elec/Comms Rooms	M&E 1st Fix - High Level Works (25d)	Thin Screed - Elec/Comms Rooms	Vinyl Floor Finishes - Elec/Comms Rooms	Partitions 1st Fix (25d)	M&E 2nd Fix conduit drops & boxes	Mechanical Pipework & med.gases drops in partitions (17d)	M&E Wiring Drops in Partitions	Sign Off for 2nd side board (5d)	Partitions 2nd side board (25d)	Paint walls Mat & 1st coat (5d)	Preparation, Thin Screed & Cure (10d)	Ceiling Perimeter Trim (2d)	Vertical Bedhead Trunking & Dado drops	Radient Panels, Chilled beams, final lagging	Sign Off for Ceiling Closure (5d)	Ceiling Grid & Service Tiles (10d)	M&E 3rd fix / Ceiling services (10d)	Bedhead Trunking & LV Final Fix (6d)	Door Frames, Acoustic Screens, Architrave (5d)	Fixed Furniture (except shelves) & IPS Panels (5d)	Vinyl Floor & Wall Finishes (15d)	Doors, Screens & Ironmongery (5d)	Power On (1d)	Lights on for Pre Paint Snag (1d)	Final Paint Walls & Ceiling (14d)	Equipment Final Fix, Pendants & Lights (10d)	Fixtures & Fittings / Shelves (5d)	Ceiling Tiles, Mastic & Carpet (2d)	Final Snag (10d)	Final Clean (1d)	Final Independent Inspections & Sign Off (10d)	Calendar Week No Finish
1	Ward Area Zone H																																						
2	ZH Ward Area 4-510, 4-511, 4-509	145	25/09/12	02/10/12	09/10/12	25/01/13	01/02/13	01/02/13	05/02/13	12/02/13	14/03/13	11/04/13	11/04/13	18/04/13	25/04/13	25/04/13	27/05/13	30/05/13	13/06/13	13/06/13	13/06/13	17/06/13	17/06/13	24/06/13	25/06/13	01/07/13	01/07/13	08/07/13	24/07/13	29/07/13	30/07/13	31/07/13	21/08/13	21/08/13	28/08/13	30/08/13	13/09/13	16/09/13	198
3	Ward Area Zone E																																						
4	ZE Ward Area 4-513, 4-512, 4-514	147	11/10/12	18/10/12	25/10/12	12/02/13	19/02/13	19/02/13	21/02/13	28/02/13	19/04/13	10/05/13	10/05/13	17/05/13	24/05/13	24/05/13	25/06/13	28/06/13	12/07/13	12/07/13	12/07/13	16/07/13	16/07/13	23/07/13	25/07/13	31/07/13	31/07/13	07/08/13	23/08/13	28/08/13	29/08/13	30/08/13	20/09/13	20/09/13	27/09/13	01/10/13	15/10/13	16/10/13	202
5	Ward Area Zone J																																						
6	ZJ Ward Area 4-507, 4-508, 4-506	152	12/11/12	19/11/12	26/11/12	28/02/13	07/03/13	07/03/13	11/03/13	18/03/13	10/05/13	31/05/13	31/05/13	07/06/13	14/06/13	14/06/13	16/07/13	19/07/13	02/08/13	02/08/13	02/08/13	06/08/13	06/08/13	13/08/13	15/08/13	21/08/13	21/08/13	28/08/13	13/09/13	18/09/13	19/09/13	20/09/13	11/10/13	11/10/13	18/10/13	22/10/13	05/11/13	06/11/13	205
7	Ward Area Zone F																																						
8	ZF Ward Area 4-504, 4-503, 4-505	155	05/12/12	12/12/12	19/12/12	29/03/13	12/04/13	12/04/13	16/04/13	23/04/13	13/06/13	04/07/13	04/07/13	11/07/13	18/07/13	18/07/13	19/08/13	22/08/13	05/09/13	05/09/13	05/09/13	09/09/13	09/09/13	16/09/13	17/09/13	23/09/13	23/09/13	30/09/13	16/10/13	21/10/13	22/10/13	23/10/13	13/11/13	13/11/13	20/11/13	22/11/13	06/12/13	09/12/13	212
9	ZK Link corridor / Pods / Cores 4-501, 4-502	175		01/05/13	15/05/13	24/04/13		29/05/13			03/07/13				30/08/13	06/09/13	11/10/13	18/10/13	01/11/13	19/11/13		01/11/13	05/11/13	19/11/13		03/12/13	14/01/14	10/12/13	14/01/14	21/01/14	22/01/14	23/01/14		12/02/14	19/02/14	21/02/14	07/03/14	10/03/14	222
10	Ward Area Zone H																																						
11	ZH Ward Area 5-510, 5-511, 5-509	148	16/10/12	23/10/12	30/10/12	12/02/13	19/02/13	19/02/13	21/02/13	28/02/13	29/03/13	26/04/13	26/04/13	03/05/13	10/05/13	10/05/13	11/06/13	14/06/13	28/06/13	28/06/13	28/06/13	02/07/13	02/07/13	09/07/13	10/07/13	16/07/13	16/07/13	23/07/13	08/08/13	13/08/13	14/08/13	15/08/13	05/09/13	05/09/13	12/09/13	16/09/13	30/09/13	01/10/13	200
12	Ward Area Zone E																																						
13	ZE Ward Area 5-513, 5-512, 5-514	151	05/11/12	12/11/12	19/11/12	28/02/13	07/03/13	07/03/13	11/03/13	18/03/13	07/05/13	28/05/13	28/05/13	04/06/13	11/06/13	11/06/13	11/07/13	16/07/13	30/07/13	30/07/13	30/07/13	01/08/13	01/08/13	08/08/13	12/08/13	16/08/13	16/08/13	23/08/13	10/09/13	13/09/13	16/09/13	17/09/13	08/10/13	08/10/13	15/10/13	17/10/13	31/10/13	01/11/13	204
14	Ward Area Zone J																																						
15	ZJ Ward Area 5-507, 5-508, 5-506	155	03/12/12	10/12/12	17/12/12	20/03/13	27/03/13	27/03/13	29/03/13	12/04/13	27/05/13	17/06/13	17/06/13	24/06/13	01/07/13	01/07/13	31/07/13	05/08/13	19/08/13	19/08/13	19/08/13	21/08/13	21/08/13	28/08/13	30/08/13	05/09/13	05/09/13	12/09/13	30/09/13	03/10/13	04/10/13	07/10/13	28/10/13	28/10/13	04/11/13	06/11/13	20/11/13	21/11/13	207
16	Ward Area Zone F																																						
17	ZF Ward Area 5-504, 5-503, 5-505	160	11/01/13	18/01/13	25/01/13	30/04/13	07/05/13	07/05/13	09/05/13	16/05/13	01/07/13	22/07/13	22/07/13	29/07/13	05/08/13	05/08/13	04/09/13	09/09/13	23/09/13	23/09/13	23/09/13	25/09/13	25/09/13	02/10/13	03/10/13	09/10/13	09/10/13	16/10/13	01/11/13	06/11/13	07/11/13	08/11/13	29/11/13	29/11/13	06/12/13	10/12/13	07/01/14	08/01/14	214
18	ZK Link corridor / Pods / Cores 5-501, 5-502	183		26/06/13	10/07/13	19/05/13		24/07/13			28/08/13				25/10/13	01/11/13	06/12/13	13/12/13	10/01/14	28/01/14		10/01/14	14/01/14	28/01/14		11/02/14	11/03/14	18/02/14	11/03/14	18/03/14	19/03/14	20/03/14		09/04/14	16/04/14	18/04/14	09/05/14	12/05/14	231
19	Ward Area Zone H																																						
20	ZH Ward Area 6-510, 6-511, 6-509	151	06/11/12	13/11/12	20/11/12	28/02/13	07/03/13	07/03/13	11/03/13	18/03/13	24/04/13	15/05/13	15/05/13	22/05/13	29/05/13	29/05/13	28/06/13	03/07/13	17/07/13	17/07/13	17/07/13	19/07/13	19/07/13	26/07/13	29/07/13	02/08/13	02/08/13	09/08/13	27/08/13	30/08/13	02/09/13	03/09/13	24/09/13	24/09/13	01/10/13	03/10/13	17/10/13	18/10/13	202
21	Ward Area Zone E																																						
22	ZE Ward Area 6-513, 6-512, 6-514	154	28/11/12	05/12/12	12/12/12	22/03/13	29/03/13	29/03/13	09/04/13	16/04/13	23/05/13	13/06/13	13/06/13	20/06/13	27/06/13	27/06/13	29/07/13	01/08/13	15/08/13	15/08/13	15/08/13	19/08/13	19/08/13	26/08/13	28/08/13	03/09/13	03/09/13	10/09/13	26/09/13	01/10/13	02/10/13	03/10/13	24/10/13	24/10/13	31/10/13	04/11/13	18/11/13	19/11/13	207
23	Ward Area Zone J																																						
24	ZJ Ward Area 6-507, 6-508, 6-506	160	07/01/13	14/01/13	21/01/13	19/04/13	26/04/13	26/04/13	30/04/13	07/05/13	13/06/13	04/07/13	04/07/13	11/07/13	18/07/13	18/07/13	19/08/13	22/08/13	05/09/13	05/09/13	05/09/13	09/09/13	09/09/13	16/09/13	18/09/13	24/09/13	24/09/13	01/10/13	17/10/13	22/10/13	23/10/13	24/10/13	14/11/13	14/11/13	21/11/13	25/11/13	09/12/13	10/12/13	212
25	Ward Area Zone F																																						
26	ZF Ward Area 6-504, 6-503, 6-505	164	05/02/13	12/02/13	19/02/13	23/05/13	30/05/13	30/05/13	03/06/13	10/06/13	17/07/13	07/08/13	07/08/13	14/08/13	21/08/13	21/08/13	20/09/13	25/09/13	09/10/13	09/10/13	09/10/13	11/10/13	11/10/13	18/10/13	21/10/13	25/10/13	25/10/13	01/11/13	19/11/13	22/11/13	25/11/13	26/11/13	17/12/13	17/12/13	07/01/14	09/01/14	23/01/14	24/01/14	216
27	ZK Link corridor / Pods / Cores 6-501, 6-502	185		09/07/13	23/07/13	02/07/13		06/08/13			10/09/13				07/11/13	14/11/13	19/12/13	09/01/14	23/01/14	10/02/14		23/01/14	27/01/14	10/02/14		24/02/14	24/03/14	03/03/14	24/03/14	31/03/14	01/04/14	02/04/14		29/04/14	06/05/14	08/05/14	22/05/14	23/05/14	233
28	Ward Area Zone H																																						
29	ZH Ward Area 7-510, 7-511, 7-509	154	27/11/12	04/12/12	11/12/12	18/03/13	25/03/13	25/03/13	27/03/13	10/04/13	10/05/13	31/05/13	31/05/13	07/06/13	14/06/13	14/06/13	16/07/13	19/07/13	02/08/13	02/08/13	02/08/13	06/08/13	06/08/13	13/08/13	14/08/13	20/08/13	20/08/13	27/08/13	12/09/13	17/09/13	18/09/13	19/09/13	10/10/13	10/10/13	17/10/13	21/10/13	04/11/13	05/11/13	205
30	Ward Area Zone E																																						
31	ZE Ward Area 7-513, 7-512, 7-514	157	21/12/12	11/01/13	18/01/13	23/04/13	30/04/13	30/04/13	02/05/13	09/05/13	10/06/13	01/07/13	01/07/13	08/07/13	15/07/13	15/07/13	14/08/13	19/08/13	02/09/13	02/09/13	02/09/13	04/09/13	04/09/13	11/09/13	13/09/13	19/09/13	19/09/13	26/09/13	14/10/13	17/10/13	18/10/13	21/10/13	11/11/13	11/11/13	18/11/13	20/11/13	04/12/13	05/12/13	209
32	Ward Area Zone J																																						
33	ZJ Ward Area 7-507, 7-508, 7-506	163	28/01/13	04/02/13	11/02/13	14/05/13	21/05/13	21/05/13	23/05/13	30/05/13	01/07/13	22/07/13	22/07/13	29/07/13	05/08/13	05/08/13	04/09/13	09/09/13	23/09/13	23/09/13	23/09/13	25/09/13	25/09/13	02/10/13	04/10/13	10/10/13	10/10/13	17/10/13	04/11/13	07/11/13	08/11/13	11/11/13	02/12/13	02/12/13	09/12/13	11/12/13	08/01/14	09/01/14	214
34	Ward Area Zone F																																						
35	ZF Ward Area 7-504, 7-503, 7-505	167	28/02/13	07/03/13	14/03/13	17/05/13	24/06/13	24/06/13	26/06/13	03/07/13	02/08/13	23/08/13	23/08/13	30/08/13	06/09/13	06/09/13	08/10/13	11/10/13	25/10/13	25/10/13	25/10/13	29/10/13	29/10/13	05/11/13	06/11/13	12/11/13	12/11/13	19/11/13	05/12/13	10/12/13	11/12/13	12/12/13	16/01/14	16/01/14	23/01/14	27/01/14	10/02/14	11/02/14	219
36	ZK Link corridor / Pods / Cores 7-501, 7-502	187		24/07/13	07/08/13	17/07/13		21/08/13			25/09/13				22/11/13	29/11/13	17/01/14	24/01/14	07/02/14	25/02/14		07/02/14	11/02/14	25/02/14		11/03/14	08/04/14	18/03/14	08/04/14	15/04/14	16/04/14	17/04/14		14/05/14	21/05/14	23/05/14	06/06/14	09/06/14	235
37	Ward Area Zone H																																						

Date of Issue: 19/09/2011 Drawn By: AB

Print Date: 18/09/2011 Page 1 of 2

Comments: Extract: Fitting Out - Tower Levels 4 to 11

Programme No.: BM-GS3-OT01-0101

Revision: Revision Date: 19/09/2011

File Path: S:\11.0 PLANNING\11.04 Stage 3 Main Hospital Construction\Programmes\Contract\Stage 3 Adult & Childrens Working Programme.pp

Brookfield MULTIPLEX BM

This programme is strictly for information only, and will not form any part of any resulting Sub-Contract

New South Glasgow Hospitals Project

Stage 3 Adults & Childrens Hospitals Programme

"This programme is copyright and the property of Brookfield Construction (UK) Ltd and must not be used with out written approval".

NHS Greater Glasgow and Clyde

Line	Activity	Calendar Week No Start	Head Track (tower corridors only) (5d)	Service Modules & Ductwork (10d)	Heating & Domestic Pipework services off modules (10d)	Head Track & Early Walls & Risers (10d)	Paint Walls Elec/Comms Rooms	M&E 1st Fix - High Level Works (25d)	Thin Screed - Elec/Comms Rooms	Vinyl Floor Finishes - Elec/Comms Rooms	Partitions 1st Fix (25d)	M&E 2nd Fix Conduit drops & boxes	Mechanical Pipework & med.gases drops in partitions (17d)	M&E Wiring Drops in Partitions	Sign Off for 2nd side board (5d)	Partitions 2nd side board (25d)	Paint walls Med & 1st coat (5d)	Preparation, Thin Screed & Cure (10d)	Ceiling Perimeter Trim (2d)	Vertical Bedhead Trunking & Dado drops	Radient Panels, Chilled beams & final lagging	Sign Off for Ceiling Closure (5d)	Ceiling Grid & Service Tiles (10d)	M&E 3rd fix / Ceiling services (10d)	Bedhead Trunking & LV Final Fix (6d)	Door Frames, Glazed Screens Architrave (5d)	Fixed Furniture (except shelves) IPS Panels (5d)	Vinyl Floor & Wall Finishes (15d)	Doors, Screens & Ironmongery (5d)	Power On (1d)	Lights on for Pre Paint Snag (1d)	Final Paint Walls & Ceiling (14d)	Equipment Final Fix, Pendants & Lights (10d)	Fixtures & Fittings / Shelves (5d)	Ceiling Tiles, Mastic & Carpet (2d)	Final Snag (10d)	Final Clean (1d)	Final Independent Inspections & Sign Off (10d)	Calendar Week No Finish
38	ZH Ward Area 8-510, 8-511, 8-509	157	18/12/12	08/01/13	15/01/13	10/04/13	17/04/13	17/04/13	19/04/13	26/04/13	28/05/13	18/06/13	18/06/13	25/06/13	02/07/13	02/07/13	01/08/13	06/08/13	20/08/13	20/08/13	20/08/13	22/08/13	22/08/13	29/08/13	30/08/13	05/09/13	05/09/13	12/09/13	30/09/13	03/10/13	04/10/13	07/10/13	28/10/13	28/10/13	04/11/13	06/11/13	20/11/13	21/11/13	207
39	**Ward Area Zone E**																																						
40	ZE Ward Area 8-513, 8-512, 8-514	163	29/01/13	05/02/13	12/02/13	09/05/13	16/05/13	16/05/13	20/05/13	27/05/13	26/06/13	17/07/13	17/07/13	24/07/13	31/07/13	31/07/13	30/08/13	04/09/13	18/09/13	18/09/13	18/09/13	20/09/13	20/09/13	27/09/13	01/10/13	07/10/13	07/10/13	14/10/13	30/10/13	04/11/13	05/11/13	06/11/13	27/11/13	27/11/13	04/12/13	06/12/13	20/12/13	06/01/14	214
41	**Ward Area Zone J**																																						
42	ZJ Ward Area 8-507, 8-508, 8-506	166	19/02/13	26/02/13	05/03/13	30/05/13	06/06/13	06/06/13	10/06/13	17/06/13	17/07/13	07/08/13	07/08/13	14/08/13	21/08/13	21/08/13	20/09/13	25/09/13	09/10/13	09/10/13	09/10/13	11/10/13	11/10/13	18/10/13	22/10/13	28/10/13	28/10/13	04/11/13	20/11/13	25/11/13	26/11/13	27/11/13	18/12/13	18/12/13	08/01/14	10/01/14	24/01/14	27/01/14	217
43	**Ward Area Zone F**																																						
44	ZF Ward Area 8-504, 8-503, 8-505	171	25/03/13	08/04/13	15/04/13	03/07/13	10/07/13	10/07/13	12/07/13	19/07/13	20/08/13	10/09/13	10/09/13	17/09/13	24/09/13	24/09/13	24/10/13	29/10/13	12/11/13	12/11/13	12/11/13	14/11/13	14/11/13	21/11/13	22/11/13	28/11/13	28/11/13	05/12/13	06/01/14	09/01/14	10/01/14	13/01/14	03/02/14	03/02/14	10/02/14	12/02/14	26/02/14	27/02/14	221
45	ZK Link corridor / Pods / Cores 8-501, 8-502	191		21/08/13	04/09/13	14/08/13		18/09/13			23/10/13				20/12/13	10/01/14	14/02/14	21/02/14	07/03/14	25/03/14		07/03/14	11/03/14	25/03/14		08/04/14	13/05/14	15/04/14	13/05/14	20/05/14	21/05/14	22/05/14		11/06/14	18/06/14	20/06/14	04/07/14	07/07/14	239
46	**Ward Area Zone H**																																						
47	ZH Ward Area 9-510, 9-511, 9-509	162	22/01/13	29/01/13	05/02/13	26/04/13	03/05/13	03/05/13	07/05/13	14/05/13	21/06/13	12/07/13	12/07/13	19/07/13	26/07/13	26/07/13	27/08/13	30/08/13	13/09/13	13/09/13	13/09/13	17/09/13	17/09/13	24/09/13	25/09/13	01/10/13	01/10/13	08/10/13	24/10/13	29/10/13	30/10/13	31/10/13	21/11/13	21/11/13	28/11/13	02/12/13	16/12/13	17/12/13	213
48	**Ward Area Zone E**																																						
49	ZE Ward Area 9-513, 9-512, 9-514	166	21/02/13	28/02/13	07/03/13	27/05/13	03/06/13	03/06/13	05/06/13	12/06/13	22/07/13	12/08/13	12/08/13	19/08/13	26/08/13	26/08/13	25/09/13	30/09/13	14/10/13	14/10/13	14/10/13	16/10/13	16/10/13	23/10/13	25/10/13	31/10/13	31/10/13	07/11/13	25/11/13	28/11/13	29/11/13	02/12/13	06/01/14	06/01/14	13/01/14	15/01/14	29/01/14	30/01/14	217
50	**Ward Area Zone J**																																						
51	ZJ Ward Area 9-507, 9-508, 9-506	169	14/03/13	21/03/13	28/03/13	17/06/13	24/06/13	24/06/13	26/06/13	03/07/13	12/08/13	02/09/13	02/09/13	09/09/13	16/09/13	16/09/13	16/10/13	21/10/13	04/11/13	04/11/13	04/11/13	06/11/13	06/11/13	13/11/13	15/11/13	21/11/13	21/11/13	28/11/13	16/12/13	19/12/13	20/12/13	06/01/14	27/01/14	27/01/14	03/02/14	05/02/14	19/02/14	20/02/14	220
52	**Ward Area Zone F**																																						
53	ZF Ward Area 9-504, 9-503, 9-505	175	24/04/13	01/05/13	08/05/13	19/07/13	26/07/13	26/07/13	30/07/13	06/08/13	13/09/13	04/10/13	04/10/13	11/10/13	18/10/13	18/10/13	19/11/13	22/11/13	06/12/13	06/12/13	06/12/13	10/12/13	10/12/13	17/12/13	18/12/13	07/01/14	07/01/14	14/01/14	30/01/14	04/02/14	05/02/14	06/02/14	27/02/14	27/02/14	06/03/14	10/03/14	24/03/14	25/03/14	225
54	ZK Link corridor / Pods / Cores 9-501, 9-502	195		18/09/13	02/10/13	11/09/13		16/10/13			20/11/13				31/01/14	07/02/14	14/03/14	21/03/14	04/04/14	29/04/14		04/04/14	08/04/14	29/04/14		13/05/14	10/06/14	20/05/14	10/06/14	17/06/14	18/06/14	19/06/14		09/07/14	16/07/14	18/07/14	01/08/14	04/08/14	243
55	**Ward Area Zone H**																																						
56	ZH Ward Area 10-510, 10-511, 10-509	165	12/02/13	19/02/13	26/02/13	13/05/13	20/05/13	20/05/13	22/05/13	29/05/13	08/07/13	29/07/13	29/07/13	05/08/13	12/08/13	12/08/13	11/09/13	16/09/13	30/09/13	30/09/13	30/09/13	02/10/13	02/10/13	09/10/13	10/10/13	16/10/13	16/10/13	23/10/13	08/11/13	13/11/13	14/11/13	15/11/13	06/12/13	06/12/13	13/12/13	17/12/13	14/01/14	15/01/14	215
57	**Ward Area Zone E**																																						
58	ZE Ward Area 10-513, 10-512, 10-514	170	18/03/13	25/03/13	08/04/13	12/09/13	19/06/13	19/06/13	21/06/13	28/06/13	07/08/13	28/08/13	28/08/13	04/09/13	11/09/13	11/09/13	11/10/13	16/10/13	30/10/13	30/10/13	30/10/13	01/11/13	01/11/13	08/11/13	12/11/13	18/11/13	18/11/13	25/11/13	11/12/13	16/12/13	17/12/13	18/12/13	22/01/14	22/01/14	29/01/14	31/01/14	14/02/14	17/02/14	220
59	**Ward Area Zone J**																																						
60	ZJ Ward Area 10-507, 10-508, 10-506	174	15/04/13	22/04/13	29/04/13	03/07/13	10/07/13	10/07/13	12/07/13	19/07/13	28/08/13	18/09/13	18/09/13	25/09/13	02/10/13	02/10/13	01/11/13	06/11/13	20/11/13	20/11/13	20/11/13	22/11/13	22/11/13	29/11/13	03/12/13	09/12/13	09/12/13	16/12/13	15/01/14	20/01/14	21/01/14	22/01/14	12/02/14	12/02/14	19/02/14	21/02/14	07/03/14	10/03/14	223
61	**Ward Area Zone F**																																						
62	ZF Ward Area 10-504, 10-503, 10-505	178	17/05/13	24/05/13	31/05/13	06/08/13	13/08/13	13/08/13	15/08/13	22/08/13	01/10/13	22/10/13	22/10/13	29/10/13	05/11/13	05/11/13	05/12/13	10/12/13	07/01/14	07/01/14	07/01/14	09/01/14	09/01/14	16/01/14	17/01/14	23/01/14	23/01/14	30/01/14	17/02/14	20/02/14	21/02/14	24/02/14	17/03/14	17/03/14	24/03/14	26/03/14	09/04/14	10/04/14	228
63	ZK Link corridor / Pods / Cores 10-501, 10-502	199		17/10/13	31/10/13	10/10/13		14/11/13			19/12/13				03/03/14	10/03/14	14/04/14	28/04/14	12/05/14	28/05/14		12/05/14	14/05/14	28/05/14		11/06/14	09/07/14	18/06/14	09/07/14	16/07/14	17/07/14	18/07/14		07/08/14	14/08/14	18/08/14	01/09/14	02/09/14	248
64	**Ward Area Zone H**																																						
65	ZH Ward Area 11-510, 11-511, 11-509	167	26/02/13	05/03/13	12/03/13	30/05/13	06/06/13	06/06/13	10/06/13	17/06/13	25/07/13	15/08/13	15/08/13	22/08/13	29/08/13	29/08/13	30/09/13	03/10/13	17/10/13	17/10/13	17/10/13	21/10/13	21/10/13	28/10/13	29/10/13	04/11/13	04/11/13	11/11/13	27/11/13	02/12/13	03/12/13	04/12/13	08/01/14	08/01/14	15/01/14	17/01/14	31/01/14	03/02/14	218
66	**Ward Area Zone E**																																						
67	ZE Ward Area 11-513, 11-512, 11-514	174	17/04/13	24/04/13	01/05/13	28/09/13	05/07/13	05/07/13	09/07/13	16/07/13	23/08/13	13/09/13	13/09/13	20/09/13	27/09/13	27/09/13	29/10/13	01/11/13	15/11/13	15/11/13	15/11/13	19/11/13	19/11/13	26/11/13	28/11/13	04/12/13	04/12/13	11/12/13	10/01/14	15/01/14	16/01/14	17/01/14	07/02/14	07/02/14	14/02/14	18/02/14	04/03/14	05/03/14	222
68	**Ward Area Zone J**																																						
69	ZJ Ward Area 11-507, 11-508, 11-506	177	08/05/13	15/05/13	22/05/13	19/07/13	26/07/13	26/07/13	30/07/13	06/08/13	13/09/13	04/10/13	04/10/13	11/10/13	18/10/13	18/10/13	19/11/13	22/11/13	06/12/13	06/12/13	06/12/13	10/12/13	10/12/13	17/12/13	19/12/13	08/01/14	08/01/14	15/01/14	31/01/14	05/02/14	06/02/14	07/02/14	28/02/14	28/02/14	07/03/14	11/03/14	25/03/14	26/03/14	225
70	**Ward Area Zone F**																																						
71	ZF Ward Area 11-504, 11-503, 11-505	182	11/06/13	18/06/13	25/06/13	22/08/13	29/08/13	29/08/13	02/09/13	09/09/13	17/10/13	07/11/13	07/11/13	14/11/13	21/11/13	21/11/13	06/01/14	09/01/14	23/01/14	23/01/14	23/01/14	27/01/14	27/01/14	03/02/14	04/02/14	10/02/14	10/02/14	17/02/14	05/03/14	10/03/14	11/03/14	12/03/14	02/04/14	02/04/14	09/04/14	11/04/14	02/05/14	05/05/14	231
72	ZK Link corridor / Pods / Cores 11-501, 11-502	203		14/11/13	28/11/13	07/11/13		12/12/13			30/01/14				31/03/14	07/04/14	19/05/14	26/05/14	09/06/14	25/06/14		09/06/14	11/06/14	25/06/14		09/07/14	06/08/14	16/07/14	06/08/14	13/08/14	14/08/14	15/08/14		04/09/14	11/09/14	15/09/14	29/09/14	30/09/14	252

Date of Issue: 19/09/2011 Drawn By: AB

Print Date: 18/09/2011 Page 2 of 2

Comments: Extract: Fitting Out - Tower Levels 4 to 11

Programme No.: BM-GS3-OT01-0101

Revision: Revision Date: 19/09/2011

File Path: S:\11.0 PLANNING\11.04 Stage 3 Main Hospital Construction\Programmes\Contract\Stage 3 Adult & Childrens Working Programme.pp

A52756968

NSGH PROJECT

NEW SOUTH GLASGOW HOSPITALS

Drawing & Document Numbering System

Plus Drawing sheet examples

Produced By:

NIGHTINGALE associates

Document Number:
NA-DC-000-001 Rev 04

Rev.	Date	Amendment
-	05/02/2010	First Draft Issue
01	12/02/2010	Second Issue. WSP & Brookfield Comments incorporated.
02	26/02/2010	Third Issue. ZBP comments added & amendments to title block
03	30/11/2010	Fourth issue – registered on Aconex, minor amendments as noted in red. Contents page & CAD Coordination added.
04	04/04/2011	Fourth Issue-Revised & Updated

CONTENTS

1.0 INTRODUCTION

2.0 DRAWING NUMBERING CONVENTION

3.0 EXAMPLES OF DRAWING NUMBERING & KEY PLANS

4.0 EXAMPLE OF DRAWING TITLE SHEET/BLOCK & RISK REGISTER

5.0 MODEL FILE NAMING CONVENTION

6.0 EXAMPLE OF MODEL FILE NAMES

7.0 EXAMPLES OF CONSULTANTS DRAWING RESPONSIBILITIES

8.0 CAD COORDINATION PRINCIPALS

1.0 INTRODUCTION

The drawing, document and file naming system are based on the Uniclass System which is unified classification for the construction industry, a RIBA publication, and the BS1192 Code of Practice ‘A Collaborative Production of Architectural, Engineering and Construction information’.

The CAD level/layer naming system within the drawings is also based on this system along with the AEC (UK) CAD Standards versions 1.1 & 2.4.

NOTE: For all documents or drawings that are not related to any particular field, the space in this field is to be filled with an ‘X’ or multiple ‘X’s e.g. ‘XX’.

2.0 DRAWING NUMBERING CONVENTION

Fields ➔ 1 – 2 – 3 – 4 – 5 – 6 _ 7

Field 1 - Origin or Author of drawing or document which indicates the discipline (Company/Organisation name)
Field 2 - Building Zone
Field 3 - Level (for plans only) *Note:* this field to be omitted if not a plan and replaced with 'XX'
Field 4 - Drawing Type indicated by 2 letters
Field 5 - 3 digit series code which indicates the elements of building shown on the drawing
Field 6 - 3 digit Sequential Number
Field 7 - Revision status (Numbers for pre-construction; Letters for Construction stage onwards)

Generally all drawing numbers will contain all 7 fields as noted above. If preferred and applicable, some documents, reports and schedules are able to be simplified by shortening the name by dropping fields 2 and 3. This is only possible if the document, report or schedule has no relevance to building zone or floor level.

DESCRIPTION OF FIELDS OPTIONS

Field 1 options - Origin/Author

NHSGC	- NHS Greater Glasgow & Clyde	- Client
DS	- Doig & Smith	- Cost Manager/Quantity Surveyors
BCL	- Brookfield Multiplex	- D & B Contractors
NA	- Nightingale Associates	- Architects
TG	- Tribal Group	- Healthcare Planners
ZBP	- Zisman Bowyer Partnership LLP	- Services Consultants
WSP	- WSP Group	- Structural & Civil Engineers
GIL	- Gillespies	- Landscape Architects
WSP	- WSP Group	- Fire Consultants
IF	- Ironside Farrar	- Environmental Consultants
ALC	- Acoustic Logic Consultancy (UK) Ltd	- Acoustic Consultant
MER	- Mercury Engineering	- M&E Contractor
SUK	- Structal (UK) Ltd	- Envelope & Cladding Contractor
AST	- Astins	- Partitions Contractor
DG	- Dunne Group	- Concrete Frame Contractor

Field 2 options - Zone

The New South Glasgow Hospitals are divided structurally into 10 zones on plan which is carried through the building vertically at each level. There are several other zones which have been created to cover the other areas outside the Hospital region. Each zone is identified by two letters. The following codes correspond to the following 'zoned' areas for the project. Please refer to the zone key plan for further detail & explanation:

ZA - Children's Hospital southern end
ZB - Children's Hospital middle section & Neurology Link Bridge
ZC - Children's Hospital northern end
ZD - Adult's Hospital south western zone
ZE - Adult's Hospital centre zone & western tower wing
ZF - Adult's Hospital northern corner & tower wing
ZG - Adult's Hospital southern corner
ZH - Adult's Hospital southern corner, tower wing & Neuroscience Link Bridge
ZJ - Adult's Hospital eastern corner & tower wing
ZK - Adult's Hospital Central Atrium Core

LB - Laboratory Building
EC - Energy Centre
EW - External Works & Master-planning
AB - Ancillary Buildings
CP - Carparks
SZ - Several Zones
XX - no relation to any particular zone

Field 3 options - Level

This field indicates the floor level of plans. For all other drawings that are not related to any particular floor, this field is to have an 'XX'.

XX – No relation to any particular floor
B1 - Basement
00 - Ground Floor
01 - First Floor
02 - Second Floor
03 - Third Floor
04 - Fourth Floor
05 - Fifth Floor
06 - Sixth Floor
07 - Seventh Floor
08 - Eighth Floor
09 - Ninth Floor
10 - Tenth Floor
11 - Eleventh Floor
12 - Twelfth Floor, Plant
13 - Thirteenth Floor, ETFE Roof
14 - Fourteenth Floor, Helipad
SL - Several Levels

Field 4 options - Type

This field will give details of the drawing/documents type and use two alphabetical letters. Below is a list of the options to use for this field.

PL - Plan
SE - Section
EL - Elevation
DT - Detail
AS - Assembly
SH - Schedule
SC – Schematic/Diagram
SK - Sketch
SP - Specification
DC - Document
GR - Grid
IM – Images (photos, illustrations & 3D's)
RD – Room Data Sheet

Fields 5 options - Elements of Building Series

This field will give detail of the drawing/documents direct relationship to the building. It uses a three digits number which relates to the RIBA Uniclass classification Section G 'Elements for Buildings'. These will be consistent for all building design disciplines.

The first digit in this series will identify the general elemental type:

100 - Site Preparation
200 - Fabric: complete elements
300 - Fabric: parts of elements
400 - Fittings / Furniture / Equipment (FFE)
500 - Services: complete elements
600 - Services: parts of elements
700 - External / Site Works (Non-Adoptable)
800 - Adoptable External Road Works
900 - Transportation Planning

The second two digits in this field will define the elemental type more precisely as listed in the table below. We have highlighted the different categories for the main disciplines for the Architect, Structural Engineer, M&E Engineer & Landscaping. Please refer to the colour coding below and comment as necessary if further categories are required.

Architect
M&E Engineer
Multiple disciplines & Other
Structural Engineer
Landscaping & External Works

100 - Site Preparation
110 - Site Clearance
120 - Ground Contouring
130 - Stabilisation
200 - Fabric: complete elements
210 - Foundations
220 - Floors
230 - Stairs, Ramps & Balustrades
240 - Roofs
250 - Walls
251 - External Walls
252 - Internal Walls
260 - Structural framing Generally

300 - Building Fabric & Finishes
310 - Carcass / Structure / Fabric
311 - Core Fabric
312 - Coverings / External Finishes
320 - Openings
321 - Windows / Roof Lights - Internal & External
322 - Doors - Internal & External
330 - Internal Finishes
331 - Floor Finishes including Stairs & Ramps
332 - Ceilings / Soffit Finishes
333 - Internal Wall Finish
340 - Roof & Gutters

400 - Fittings / Furniture / Equipment (FFE)
410 - Circulation Fittings
420 - Rest Fittings
430 - Culinary Fittings
440 - Sanitary Fittings
450 - Cleaning & Maintenance Fittings
460 - Storage Fittings
470 - Works of Art & Soft Furnishings
480 - Special Activity Fittings
490 - Other Fittings (Group 3)

500 - Services: complete elements
500 - Water Supply (combined hot & cold)
501 - Cold Water Supply (if required)
502 - Hot Water Supply (if required)
509 - Special Activity Water Supply
510 - Fuel Supply
511 - Natural Gas
512 - Medical Gas
513 - Fuel Oil
520 - Heating / Ventilation / Air Conditioning
521 - Heating only
523 - Heating + cooling (chilled water)
524 - Ventilation
525 - Cooling only
526 - Environmental Treatment
530 - Electric Power
531 - Electric Power Outlets (small power)
532 - Electric Power Systems (HV & LV)
533 - Power Containment
539 - Special Activity Power Supply
540 - Lighting
541 - General Lighting (inc. emergency lighting)
542 - Emergency Lighting only
549 - Special Activity Lighting
550 - Communications
551 - Communications - Public Address
552 - Communications - Visual Display
553 - Communications - Radio
554 - Communications - TV
555 - Communications - Telephones
556 - Communications - Computer networks
559 - Communications - Special Activity
560 - Transport
561 - Transport - Lifts & Hoists
562 - Transport - Escalators
563 - Transport - Conveyors
564 - Transport - Travelling Cradles
569 - Transport – Pneumatic Tube
570 - Protection
571 - Security Protection
572 - Fire Protection
579 - Special Activity Protection
580 - Removal / Disposal
581 - Sanitation and Rainwater (above ground)
590 - Other Services - (Dimensions)
591 - Combined site Services

600 - Services: parts of elements
610 - Energy generation / Storage / Conversion
611 - Heat Output
612 - Electricity Output
613 - Cooling Output
614 - Combined Heat / Power / Cooling
620 - Non-energy treatment / storage
630 - Distribution
631 - Ductwork
632 - Pipework
633 - Cables
634 - Pumps
635 - Fans
640 - Terminals
650 - Package Units
660 - Monitoring and Control
690 - Other Parts of Service Elements

700 - External / Site Works (Non-Adoptable)
710 - Surface Treatment
711 - Hard Surface Landscaping
712 - Soft Landscaping
713 - Road Geometry
714 - Road Construction
715 - Signs & Road Markings
716 - Street Lighting
717 - Traffic Signals & Controls
720 - Enclosure / Division
721 - Fencing / Walling / Hedges
722 - Retaining Walls
730 - Special Purpose Works
731 - Water Features & pools
732 - Shelters & Minor Buildings
733 - Bridges & Underpasses
739 - Other
740 - Fittings / Furniture / Equipment
741 - Street Furniture
750 - Mains Supply Systems (combined)
751 - Water Mains
752 - Fire Mains
753 - Hot Water / Stream Mains
754 - Gas Mains
755 - Electric Mains
756 - Communications Cables Mains
760 - External Distributed Services
761 - Lighting
762 - Other
770 - Site / Underground Drainage
771 - Drainage

800 – Adoptable External Road Works
810 - Surface Treatment
811 - Hard Surface Landscaping
812 - Soft Landscaping
813 - Road Geometry
814 - Road Construction
815 - Signs & Road Markings
816 - Street Lighting
817 - Traffic Signal & Control
840 - Fittings / Furniture / Equipment

841 - Street Furniture
870 - Site / Underground Drainage
871 - Drainage
900 – Transportation Planning
910 - External Junctions
911 - New Main Access Junction to Renfrew Road
912 - New Main Access Junction to Hardgate Road
913 - Existing Junction to Renfrew Road
914 - Existing Junction to Hardgate Road
920 - Site Circulation
921 - Pedestrians
922 - Cyclists
923 - Public Transport
924 - Service Vehicles
925 - Other Vehicles
926 - Combined

Note For the Above Table:
Adoptable External Road Works refers to works which will or can be adopted for maintenance by the local authority. Non-adoptable works relate to works where required maintenance is the responsibility of the Health Board.

Field 6 options - Sequential number

Represented in a three digit sequential number.
Examples:

001, 002, 003, 004, 005 etc.
100, 101, 102, 103, 104 etc.
010, 011, 012, 113, 014 etc.
600, 601, 602, 603, 604 etc.

3.0 EXAMPLES OF DRAWING NUMBERING & KEY PLANS

EXAMPLE 1 Please use dashes between the fields as shown except for before the issue or revision reference, where an under score is needed by the Aconex system

NA-ZA-01-PL-252-103_01

ORIGIN:	ZONE:	LEVEL:	TYPE:	CONTENT:	SEQUENTIAL:	REVISION:
By Nightingale Associates	Zone A Childrens	First Floor	Plan	Series elemental code – Internal walls	Sequential number given to drawing	Numerical for Design Development & Tender issues. Must be proceeded by an underscore.

NA-ZA-01-PL-252-103_A

NOTE: Revisions as letters represent 'For Construction' stage drawings onwards

EXAMPLE 2

ZBP-EW-XX-SC-751-002_04

ORIGIN:	ZONE:	LEVEL:	TYPE:	CONTENT:	SEQUENTIAL:	REVISION:
Zisman Bowyer Partnership LLP	External Works	N/A	Schematic	Series elemental code – Water Mains	Sequential number given to drawing	Numerical for Design Development & Tender issues. Must be proceeded by an underscore.

EXAMPLE 3

WSP-ZE-B1-DT-210-005_A

ORIGIN:	ZONE:	LEVEL:	TYPE:	CONTENT:	SEQUENTIAL:	REVISION:
WSP Group	Zone E	Basement	Detail	Series elemental code - Foundations	Sequential number given to drawing	Alphabetical for Design Construction Issue. Must be proceeded by an underscore.

EXAMPLE 4

GIL-XX-00-SH-712-001_D

ORIGIN:	ZONE:	LEVEL:	TYPE:	CONTENT:	SEQUENTIAL:	REVISION:
Gillespies	N/A	Ground Floor	Schedule	Series elemental code - Landscaping	Sequential number given to drawing	Alphabetical for Design Construction Issue. Must be proceeded by an underscore.

EXAMPLE KEY PLANS – Main Adult & Children's Hospital Buildings including FM Basement & Tunnel

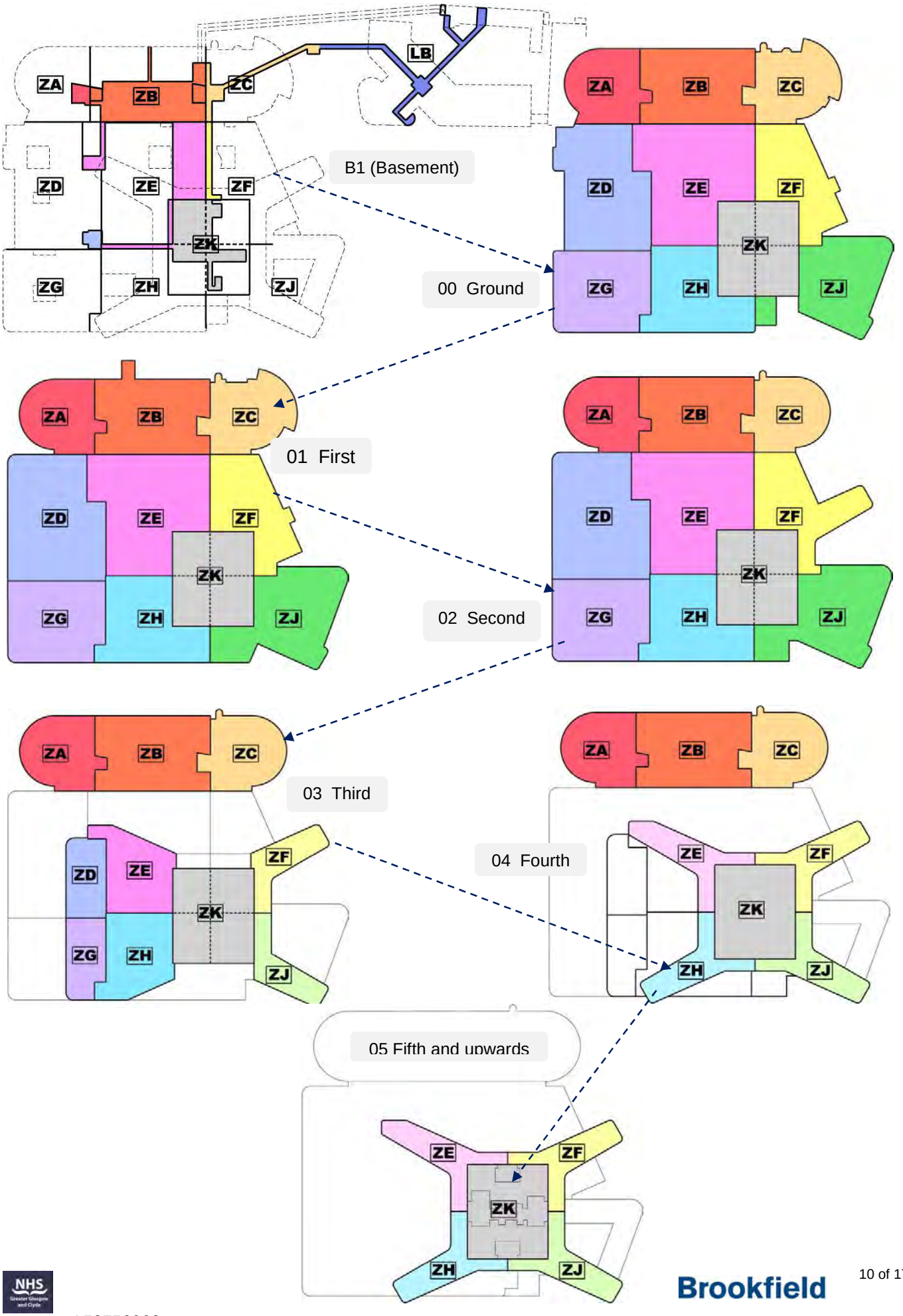

A52756968

EXAMPLE KEY PLANS – Overall Site Plan

TO BE CONFIRMED BY OTHER CONSULTANTS (GILLESPIES)

Carparks, Energy Centre, Lab Building & External Works Construction Zones

4.0 EXAMPLE OF DRAWING TITLE SHEET & RISK REGISTER

NSGH - Typical Drawing Sheet Title Block

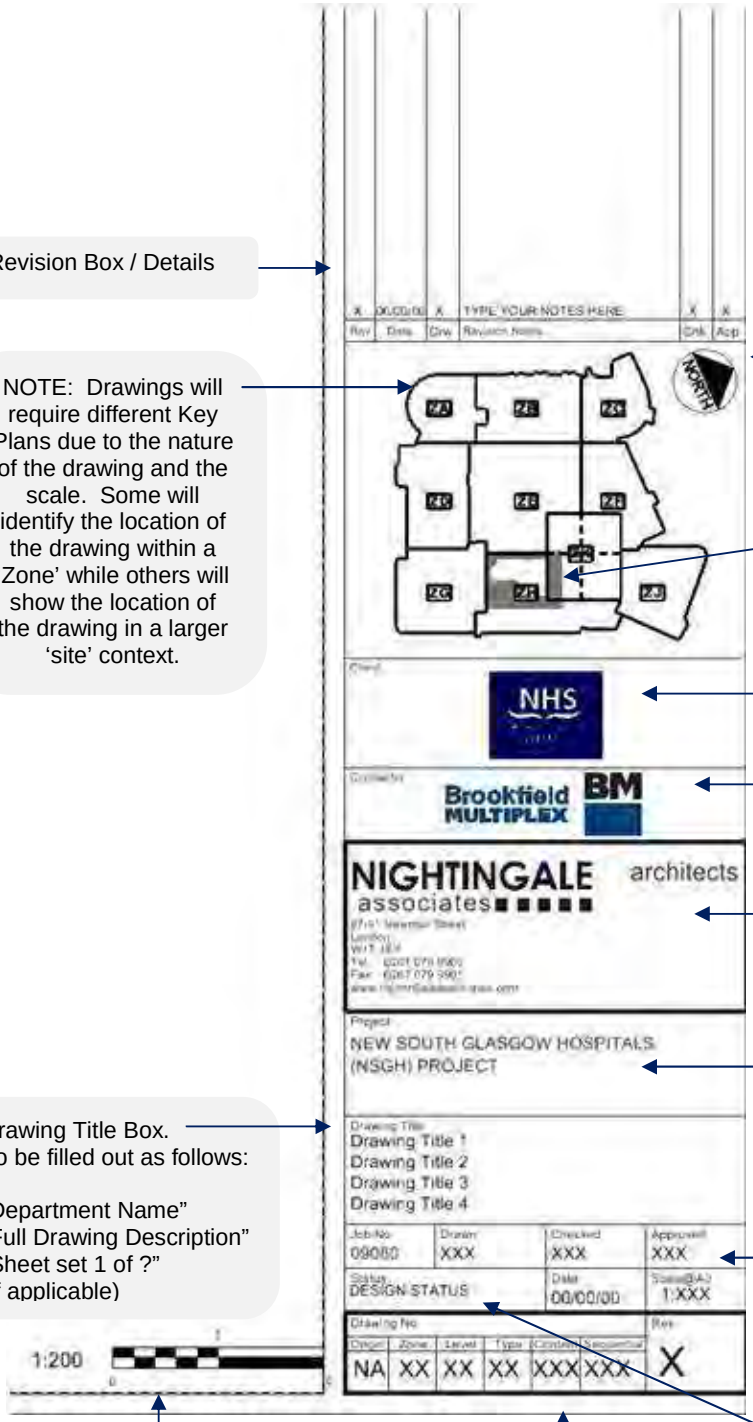

Revision Box / Details

NOTE: Drawings will require different Key Plans due to the nature of the drawing and the scale. Some will identify the location of the drawing within a 'Zone' while others will show the location of the drawing in a larger 'site' context.

North point to be used for all plans and orientated correctly to suit

Drawing identified in a Key Plan for explaining the context & location

Client's Details

Main Contractor's Details

Drawing Originator's (Consultant) Details

Project Name & Details

Drawing Title Box.
To be filled out as follows:

"Department Name"
"Full Drawing Description"
"Sheet set 1 of ?"
(if applicable)

Drawing Checking Box including: Job Number, Drawn, Checked, and Approved By, Date and Scale. Scale bar to be included on drawing & job number will be specific to each

Drawing Status Box.
To be filled out as follows:

"Preliminary"
"Design Development"
"Planning"
"Tender"
"Full Business Case"
"Building Warrant"
"Construction"
"As Built"

One drawing bar scale to be located here and match that of the scale in the title block

Drawing Number & Revision Box

Notes:

- This drawing is copyright.
- Do not scale dimensions from this drawing.
- All discrepancies on this drawing are to be reported to the architect.
- Do not modify any element of this drawing.
- Use drawing only for purpose(s) issued.

Designer Identification of Hazard/Risk

Indicates a Residual Risk requiring a Compulsory Action

Indicates a Residual Risk for Information

Indicates a Residual Risk requiring a Prohibitive Action

Indicates a Residual Risk as a Warning

Key Design Risks need to be added to drawings. To include the following symbols & a short description of the risk

Designers Risk Register

5.0 CAD MODEL FILE NAMING CONVENTION

CAD Model files which are to be exchanged with other consultants will follow the drawing numbering convention outlined at the beginning of this document with the following variations identified in red:

Fields ➔ 1 – 2 – 3 – 4 – 5 – 6 – 7 – 8_ 9

Field 1 - Fixed – Identifies the file as a Reference or X-reference drawing
Field 2 - Origin or Author of drawing or document which indicates the discipline (Company/Organisation name)
Field 3 - Building Zone
Field 4 - Level (for plans only) *Note:* this field to be omitted if not a plan and replaced with 'XX'
Field 5 - Drawing Type indicated by 2 letters
Field 6 - 3 digit series code which indicates the elements of building shown on the drawing
Field 7 - Fixed - Work In Progress
Field 8 - Logical Name
Field 9 - Revision status using numbers only

The 3 digit Sequential Number from the drawing numbering convention (field 6) is omitted for model file naming as it will not be required. The logical name (field 8) is to assist identifying the drawing quickly, it is to have no gaps or spaces in between the letters (or digits).

See **Section 6.0** for examples of CAD MODEL File Names.
See **Section 7.0** for consultants drawing responsibilities & series numbers to be issued.

6.0 EXAMPLES OF CAD MODEL FILE NAMES

EXAMPLE 1

Please use dashes between the fields as shown except for before the issue or revision reference, where an under score is needed by the Aconex system.

X-NA-SZ-05-PL-252-WIP-FifthFloorPlan_02

X-REFERENCE	ORIGIN	ZONE	LEVEL	TYPE	CONTENT	WIP	NAME	REVISION
Identifying the drawing as a 'model' file	NA	Several Zones	Fifth Floor	Plan	Series elemental code – Internal walls	Work in Progress	Logical naming of the drawing for easy reference	Numerical, and must be proceeded by an underscore.

EXAMPLE

X-WSP-ZD-XX-PL-771-WIP-SiteUGDrainage_01

X-REFERENCE	ORIGIN	ZONE	LEVEL	TYPE	CONTENT	WIP	NAME	REVISION
Identifying the drawing as a 'model' file	WSP	ZD	N/A	Plan	Series elemental code – Site Drainage	Work in Progress	Logical naming of the drawing for easy reference	Numerical, and must be proceeded by an underscore.

7.0 EXAMPLES OF CONSULTANTS DRAWING RESPONSIBILITIES

The originator of a 2D or 3D CAD file drawing will be responsible for drawing only what their discipline is responsible for and in effect 'owns'. Any 'other' drawing information that may be required will be the responsibility of 'other' consultants and be provided in the form of x-reference files (AutoCAD) or reference files (Micro-station). Refer to the Consultant drawing responsibilities which are outlined in the lists below against the series number to issued with.

X-reference or reference files should be set-out and located at the correct project origin point which in most cases is a local grid insertion point. This aspect of the progress is imperative to ensure that all drawings from any consultants within the design team will align in the right place when inserted/overlaid.

ARCHITECT

- Whole Building Perimeter Model with:
- External walls: 251
- Windows: 251
- FM hubs: 252
- Street internal partition separations and doors: 252
- Rainwater pipe locations: 252
- Department internal partitions: 252
- Street boundary walls: 252
- Doors: 252
- Viewing panels: 252
- Room names: 252
- Fittings, Furniture, Equipment: 400
- Ceiling Layout & Finish: 332
- Raised floor (This will show any required pedestals): 252
- Floor Finish: 331

NOT TO INCLUDE:

- Project grids.
- Structural walls, structural slabs, columns

STRUCTURAL ENGINEER

- Structural walls, structural slabs, columns.
- Structural risers, staircases, boxed out
- Penetrations, plinths and bund walls.

NOT TO INCLUDE:

- Project grids.
- Architectural features.

CONTROLS CONTRACTOR

- Required Containment (various type i.e. tray, basket etc)
- Controls Plant.
- Required Secondary steelwork supporting mechanisms.

NOT TO INCLUDE:

- Project grids
- Architectural features
- First fix structural steelwork
- Shared mechanical/electrical mechanisms

MECHANICAL ENGINEER / CONTRACTOR

- Ductwork, Pipework, mechanical plant.
- Secondary steelwork supporting mechanisms (where only mechanical is required).
- Shared mechanical C electrical supporting mechanisms.
- Mechanical C electrical required conceal set-in fixing positions.(True position and level)

NOT TO INCLUDE:

- Project grids.
- Architectural features.
- First fix structural steelwork.

ELECTRICAL ENGINEER / CONTRACTOR

- Containment (various type i.e. tray, basket and trucking)
- Secondary steelwork supporting mechanisms (where only electrical is required).
- Small power, Comms, Fire Alarm and specialist electronic fittings and fixtures. (True position and level)

NOT TO INCLUDE:

- Project grids.
- Architectural features.
- First fix structural steelwork.
- Shared mechanical C electrical supporting mechanisms.

9.0 CAD COORDINATION PRINCIPALS

INTRODUCTION

Set of guidelines for the release of CAD information between the main contractors for NGSH to be used in conjunction with Drawing & Document Numbering System NA-DC-000-001.

CAD COORDINATION GUIDLINES

(a) Sheet files (or paper space) will not be used to exchange CAD Information. Instead a separate series of plans will be made up based on the working model files by using reference/x-refs that are merged through when creating a new cad file for exporting to Aconex.

(b) The CAD Model Files will be numbered similarly to the document/drawing numbering system e.g. 'NA-XX-00-PL-252_02, however, at the end a logical name shall be added to aid identification. An 'X' is also to be added to the beginning to highlight the model file is an x-reference or reference file.

X-NA-00-PL-332-WIP-CeilingGroundFloor_01

WIP is also added to the name and will stand for Work In Progress.

See **Section 5.0** & **Section 6.0** for examples

(c) Work In Progress Files to be released between parties will be in Autocad 2007 format unless a formal request for DGN/DWG etc. is made by another party. ~~The latest version of Microstation and Autocad are now capable of referencing various formats. (dgn and dwg)~~

(d) Work In Progress Files shall be released as either the entire floor plate as specified in NA -DC-000-001 or as per W.I.P Key Plan Set and in a federated manner i.e. Nightingales will issue internal fabric (300 series), ceilings (332 series), internal fittings (400 series) as separate CAD model files. For a full list of areas of responsibility see **Section 7.0**

(e) Work In Progress Files will only contain information relating to the parties area of responsibility i.e. Nightingales CAD Model files will not contain any structural information from WSP. This will keep the size of the model files to manageable level, prevent duplicates and hence avoid errors in the information provided to the Design Team, Client and Contractor.

(f) Work In Progress Files are not to be released as a single large Cell/Block. This makes manipulation of the components difficult and can cause software crashes if the file is especially large.

(g) Work In Progress Files to be released to WSP by Nightingales, ZBP, Gillespies will be positioned according to WSPs Rivet requirements. This will be achieved by creating a separate series of model files with the relevant CAD files referenced/x-ref into them. The references can then be moved to the location that suits WSP. These files can then be used to export to .dgn or .dwg's and issued via Aconex. The file will be named: X-NA-00-PL-332-WIP-CeilingGroundFloor-**ToWSP**_01

(h) Work In Progress Files released by WSP will be positioned in reference to the O.S grid used in the site survey on which Gillespies and Nightingales plans are based on.

(i) Due to the scale of the building, all major changes on CAD files to be shared with other consultants should be identified with a revision bubble and note on their own layer/level so that it can be switched off if required. This is in order for other Consultants and the Contractor to pick up vital changes especially if they have not been party to the discussions involving the decision of such changes.

Notes:
- This drawing is copyright.
- Do not scale dimensions from this drawing.
- All discrepancies on this drawing are to be reported to the architect.
- Do not modify any element of this drawing.
- Use drawing only for purpose(s) issued.

Designer Identification of Hazard/Risk

X TYPE YOUR NOTES HERE

- Indicates a Residual Risk requiring a Compulsory Action
- Indicates a Residual Risk for Information
- Indicates a Residual Risk requiring a Prohibitive Action
- Indicates a Residual Risk as a Warning

Note:
FOR ELEVATIONS AND FURTHER DETAIL OF ARTWORK PLEASE REFER TO:-
NA-XX-XX-EL-470-100

WALL PROTECTION KEY

SEVERE DUTY: HOSPITAL STREETS, LOBBIES, AND CORE AREAS

WP1	MID HEIGHT TIMBER HANDRAIL WITH MID HEIGHT PVC CRASH RAIL (COMBO) AND LOW HEIGHT PVC CRASH RAIL FIXED @ 400mm AFFL
WP2	MID HEIGHT PVC HANDRAIL WITH MID HEIGHT PVC CRASH RAIL (COMBO) AND LOW HEIGHT PVC CRASH RAIL FIXED @ 400mm AFFL
WP3	MID HEIGHT TIMBER HANDRAIL WITH MID HEIGHT PVC CRASH RAIL (COMBO) LOW HEIGHT PVC CRASH RAIL FIXED @ 400mm AFFL AND LOW HEIGHT PVC HANDRAIL WALL FIXED @ 900mm AFFL
WP4	MID HEIGHT PVC HANDRAIL WITH MID HEIGHT PVC CRASH RAIL (COMBO) LOW HEIGHT PVC CRASH RAIL FIXED @ 400mm AFFL AND LOW HEIGHT PVC HANDRAIL WALL FIXED @ 900mm AFFL
WP7	MID HEIGHT PVC CRASH RAIL FIXED @ 800mm AFFL AND LOW HEIGHT PVC CRASH RAIL FIXED @ 400mm AFFL
WP8	MID HEIGHT EDPM RUBBER CRASH RAIL FIXING HEIGHT TO BE CONFIRMED TO SUIT EQUIPMENT
CR1 & EP1	2.1m HIGH STAINLESS STEEL CORNER PROTECTION/GUARDS AS REQUIRED ON EXTERNAL CORNERS OF WALLS
CR2 & EP2	2.1m HIGH PVC CORNER PROTECTION/GUARDS AS REQUIRED ON EXTERNAL CORNERS OF WALLS
CR3 & EP3	2.1m HIGH EPDM RUBBER CORNER PROTECTION/GUARDS AS REQUIRED ON EXTERNAL CORNERS OF WALLS

HEAVY DUTY: DEPARTMENT CORRIDOR, STORES AND BACK OF HOUSE

WP5	MID HEIGHT PVC HANDRAIL FIXED @ 900mm AFFL WITH POLYMERIC WALL PAINT FROM SKIRTING LEVEL UP TO 900mm AFFL
WP6	MID HEIGHT PVC HANDRAIL FIXED @ 900mm AFFL WITH POLYMERIC WALL PAINT FROM SKIRTING LEVEL UP TO 900mm AFFL AND LOW HEIGHT PVC HANDRAIL WALL FIXED @ 400mm AFFL
WP9	PLASTIC PROTECTIVE WALL SHEET TO 900mm AFFL AND EPDM RUBBER GUARD AT LOW LEVEL
WP10	PLASTIC PROTECTIVE WALL SHEET TO 900mm AFFL
CR4 & EP4	1000mm HIGH STAINLESS STEEL CORNER PROTECTION/GUARDS AS REQUIRED ON EXTERNAL CORNERS OF WALLS
CR5 & EP5	1000mm HIGH PVC CORNER PROTECTION/GUARDS AS REQUIRED ON EXTERNAL CORNERS OF WALLS

MEDIUM AND LIGHT DUTY: FOR MEDIUM AND LIGHT DUTY RATED SPACES

WP11	MEDIUM DUTY - 350mm HIGH PAIR OF MEDIUM DUTY VERTICAL BED LOCATORS (BUFFER RAILS) MECHANICALLY FIXED @ 600mm C/C 75mm AFFL TO TOP OF BED LOCATOR
WP12	GALVANIZED KEY CLAMP TYPE GUARD RAIL FIXED TO FLOOR AT 1.0M CENTRES (TBC TO SUIT REQUIRED LOADINGS)
WP13	LIGHT DUTY - 300mm HIGH MID HEIGHT CHAIR GUARDS SURFACE MOUNTED AT 1000mm AFFL

GLAZED WALL PROTECTION

WP14	MID AND LOW HEIGHT STAINLESS STEEL BUMPER RAIL & HANDRAIL WITH THE TOP FIXED AT @ 900mm AFFL
WP15	LOW HEIGHT STAINLESS STEEL BUMPER RAIL WITH THE TOP FIXED @ 200mm AFFL

NOTE:
FOR ELEVATION DETAILS SEE:
NA-XX-XX-DT-410-001 & NA-XX-XX-DT-410-002

JBP comments 07/03/12

Rev	Date	Drw	Revision Notes	Chk	App
A	12/04/20	CL	UPDATED TO NHS SIGN OFF COMMENTS & RDD STRATEGY REVIEW. WALL PROTECTION ADDED & ISSUED FOR CONSTRUCTION.	LE	EW
05	11/09/09	CL	UPDATED TO BM COMMENTS - SPN1000 AND SPN1001 REMOVED - SPA8028 AND SPA1002 TO BE DISPLAYED	RP	EW
04	11/08/19	CL	RE-ISSUE FOR FINAL SIGN-OFF/RDS AND EQUIPMENT SCHEDULE. - ADDITIONAL BOARD SIGN-OFF COMMENTS - ZBP COMMENTS - M & E CO-ORDINATION - DESKS REVISED - FIRE EXTINGUISHERS REVISED	RP	EW
03	11/04/15	CL	REVISED TO UGM MARK-UP AND ISSUED FOR FINAL SIGN-OFF.	RP	EW
02	11/03/23	CL	REVISED TO PRE-UGM REVIEW MARK-UP AND ISSUED FOR UGM.	RP	EW
01	11/01/20	CL	FIRST ISSUE	RP	EW

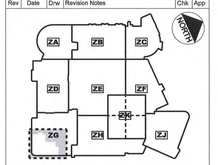

Client: NHS Greater Glasgow and Clyde

Contractor: Brookfield MULTIPLEX BM

NIGHTINGALE associates architects
87-91 Newman Street
London
W1T 3EY
Tel: 0207 079 9900
Fax: 0207 079 9901
www.nightingaleassociates.com

Project
NEW SOUTH GLASGOW HOSPITALS (NSGH) PROJECT

DRAFT: NA COMMENTS 2-3-2012

Drawing Title
GROUND FLOOR PLAN
NSGH ACUTE ASSESSMENT UNIT (AAU)
FIXTURES AND FITTINGS

Job No	Drawn	Checked	Approved
09080	CL	RP	EW
Status	Date	Scale@A0	
CONSTRUCTION	17/12/10	1:50	

Drawing No						Rev
Origin	Zone	Level	Type	Content	Sequential	
NA	ZG	00	PL	400	528	A

[redacted] 20/02/2012 [redacted] 09/03/12

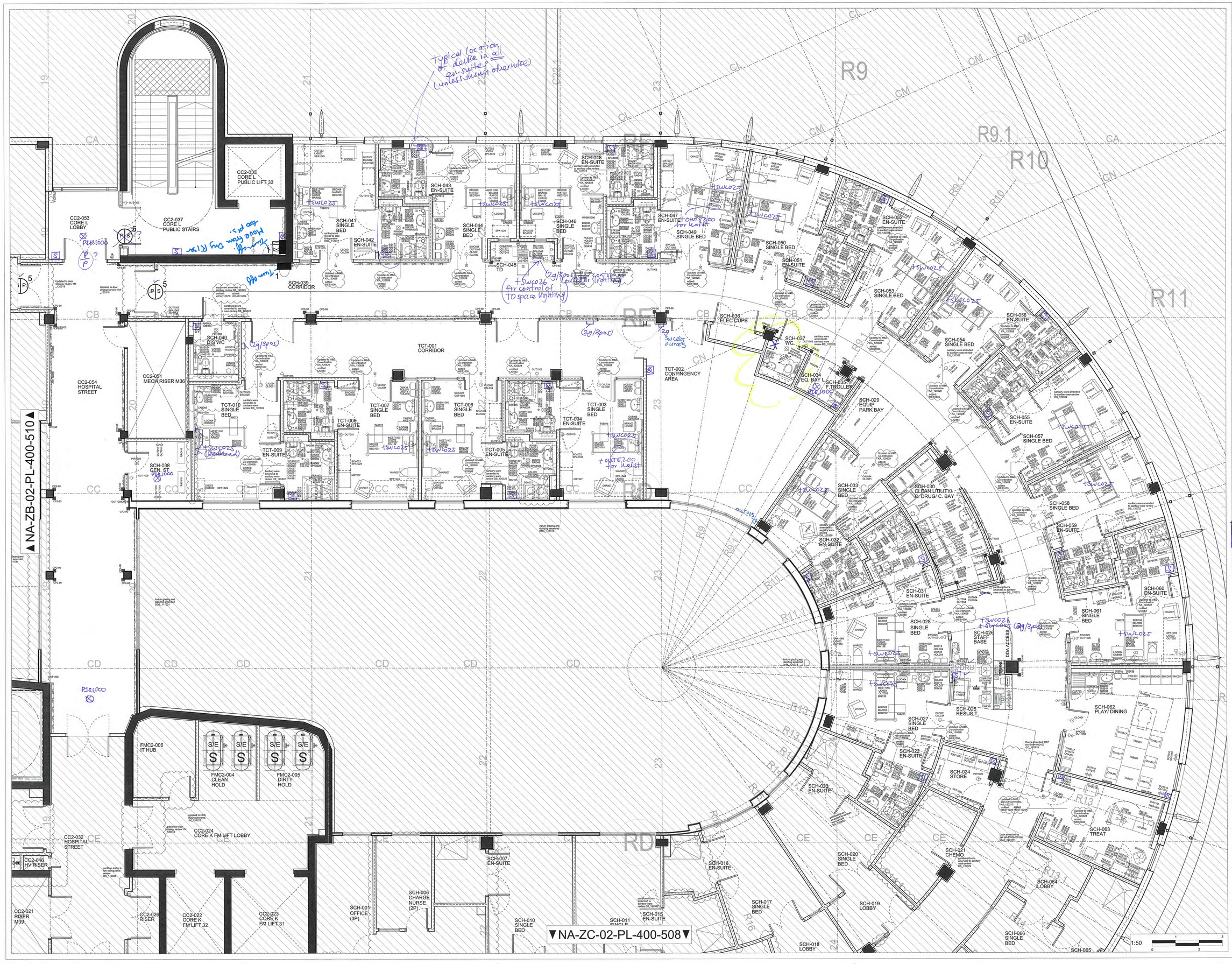

Notes:
- This drawing is copyright.
- Do not scale dimensions from this drawing.
- All discrepancies on this drawing are to be reported to the architect.
- Do not modify any element of this drawing.
- Use drawing only for purpose(s) issued.

Designer Identification of Hazard/Risk

X TYPE YOUR NOTES HERE

- Indicates a Residual Risk requiring a Compulsory Action
- Indicates a Residual Risk for Information
- Indicates a Residual Risk requiring a Prohibitive Action
- Indicates a Residual Risk as a Warning

Note:
FOR ELEVATIONS AND FURTHER DETAIL OF ARTWORK PLEASE REFER TO: NA-XX-XX-EL-470-100

ACCESS, ALARM & FIRE SERVICES

- FAP FIRE ALARM PANEL
- FRP FIRE ALARM REPEAT PANEL
- FS FIRE ALARM PANEL (ATRIUM ASP & CO)
- FR FIRE ALARM REPEAT PANEL (ATRIUM ASP & CO)
- MCP MANUAL CALL POINT
- MCC MANUAL CALL POINT WITH COVER
- MCS MANUAL CALL POINT WITH COVER & SOUNDERS
- MCW MANUAL CALL POINT (WATERPROOF)
- LPB LOOP POWERED SOUNDER BEACON
- LPA LOOP POWERED ALARM
- LPS LOOP POWERED BEACON (SLERT)
- LPV LOOP POWERED BEACON (VACUATE)
- LPW LOOP POWERED SOUNDER
- DH DOOR HOLDER PSU 24V 2A OUTPUT
- AS AIR SAMPLING PANEL (ASP)
- FHI FIRE HOSE REEL

NURSE CALL EQUIPMENT
- PSU POWER SUPPLY UNIT
- NCP NURSE CALL PANEL

ACCESS
- PROX CARD WITH VIDEO ENTRY
- PROX CARD ONLY
- EMERGENCY BREAK GLASS DOOR RELEASE
- EXIT BUTTON
- VDRU VIDEO DOOR RELEASE UNIT

SENSOR
- S THERMOSTATIC RADIANT PANEL VALVE SENSOR
- T BMS WALL MOUNTED TEMPERATURE SENSOR

CCTV
- SE SECURITY EQUIPMENT
- M CCTV MONITOR

WALL PROTECTION KEY

SEVERE DUTY: HOSPITAL STREETS, LOBBIES, AND CORE AREAS
- WP1 MID HEIGHT TIMBER HANDRAIL WITH MID HEIGHT PVC CRASH RAIL (COMBO) AND LOW HEIGHT PVC CRASH RAIL FIXED @ 400mm AFFL
- WP2 MID HEIGHT PVC HANDRAIL WITH MID HEIGHT PVC CRASH RAIL (COMBO) AND LOW HEIGHT PVC CRASH RAIL FIXED @ 400mm AFFL
- WP3 MID HEIGHT TIMBER HANDRAIL WITH MID HEIGHT PVC CRASH RAIL (COMBO), LOW HEIGHT PVC CRASH RAIL FIXED @ 400mm AFFL AND LOW HEIGHT PVC HANDRAIL WALL FIXED @ 900mm AFFL
- WP4 MID HEIGHT PVC HANDRAIL WITH MID HEIGHT PVC CRASH RAIL (COMBO), LOW HEIGHT PVC CRASH RAIL FIXED @ 400mm AFFL AND LOW HEIGHT PVC HANDRAIL WALL FIXED @ 900mm AFFL
- WP7 MID HEIGHT PVC CRASH RAIL FIXED @ 900mm AFFL AND LOW HEIGHT PVC CRASH RAIL FIXED @ 400mm AFFL
- WP8 MID HEIGHT STAINLESS STEEL CRASH RAIL FIXING HEIGHT TO BE CONFIRMED TO SUIT EQUIPMENT
- CP1 & EP1 2.1m HIGH STAINLESS STEEL CORNER PROTECTION/GUARDS AS REQUIRED ON EXTERNAL CORNERS OF WALLS
- CP2 & EP2 2.1m HIGH PVC CORNER PROTECTION/GUARDS AS REQUIRED ON EXTERNAL CORNERS OF WALLS
- CP3 & EP3 2.1m HIGH EPDM RUBBER CORNER PROTECTION/GUARDS AS REQUIRED ON EXTERNAL CORNERS OF WALLS

HEAVY DUTY: DEPARTMENT CORRIDOR, STORES AND BACK OF HOUSE
- WP5 MID HEIGHT PVC HANDRAIL FIXED @ 900mm AFFL WITH POLYVIDEND WALL PAINT FROM SKIRTING LEVEL UP TO 900mm AFFL
- WP6 MID HEIGHT PVC HANDRAIL FIXED @ 900mm AFFL WITH POLYVIDEND WALL PAINT FROM SKIRTING LEVEL UP TO 900mm AFFL AND LOW HEIGHT PVC HANDRAIL WALL FIXED @ 900mm AFFL
- WP9 PLASTIC PROTECTIVE WALL SHEET TO 900mm AFFL AND EPDM RUBBER GUARD AT LOW LEVEL
- WP10 PLASTIC PROTECTIVE WALL SHEET TO 900mm AFFL
- CP4 & EP4 1000mm HIGH STAINLESS STEEL CORNER PROTECTION/GUARDS AS REQUIRED ON EXTERNAL CORNERS OF WALLS
- CP5 & EP5 1000mm HIGH PVC CORNER PROTECTION/GUARDS AS REQUIRED ON EXTERNAL CORNERS OF WALLS

MEDIUM AND LIGHT DUTY: FOR MEDIUM AND LIGHT DUTY RATED SPACES
- WP11 MEDIUM DUTY - 750mm HIGH PAIR OF MEDIUM DUTY VERTICAL BED LOCATORS (BUFFER RAILS) MECHANICALLY FIXED @ 600mm O/C 1000mm AFFL TO TOP OF BED LOCATOR
- WP12 GALVANIZED KEY CLAMP TYPE GUARD RAIL FIXED TO FLOOR AT 1.0M CENTRES (TBC TO SUIT REQUIRED LOADING)
- WP13 LIGHT DUTY - 200mm HIGH MID HEIGHT CHAIR GUARDS SURFACE MOUNTED AT 1000mm AFFL

GLAZED WALL PROTECTION
- WP14 MID AND LOW HEIGHT STAINLESS STEEL BUMPER RAIL & HANDRAIL WITH THE TOP FIXED AT @ 900mm AFFL
- WP15 LOW HEIGHT STAINLESS STEEL BUMPER RAIL WITH THE TOP FIXED @ 200mm AFFL

NOTE:
FOR ELEVATION DETAILS SEE:
NA-XX-XX-GT-410-001 & NA-XX-XX-GT-410-002

[redacted] Comments 10/07/12

Rev	Date	Drw	Revision Notes	Chk	App
A	12/08/17	CL	UPDATED TO NHS SIGN OFF COMMENTS & RDD STRATEGY REVIEW. WALL PROTECTION ADDED & ISSUED FOR CONSTRUCTION.	LE	EW
05	11/10/28	CL	UPDATED TO BM COMMENTS	RP	EW
04	11/10/07	CL	RE-ISSUE FOR FINAL SIGN-OFF / RDS & EQUIPMENT SCHEDULE. - ADDITIONAL BOARD SIGN-OFF COMMENTS - ART STRATEGY ADDED - DESKS REVISED - FIRE EXTINGUISHERS REVISED - SPN1000 AND SPN1001 REMOVED - SPA8028 AND SPA1002 TO BE DISPLAYED - CORE LININGS REVISED	RP	EW
03	11/07/08	CL	REVISED TO UGM MARK-UP AND ISSUED FOR FINAL SIGN OFF.	RP	EW
02	11/06/14	CL	REVISED TO PRE-UGM REVIEW MARK-UP AND ISSUED FOR UGM.	RP	EW
01	11/03/02	CL	FIRST ISSUE	RP	EW

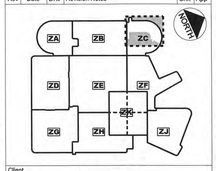

Client: NHS Greater Glasgow and Clyde

Contractor: Brookfield MULTIPLEX / BM

NIGHTINGALE associates architects
87-91 Newman Street
London
W1T 3EY
Tel: 0207 079 9900
Fax: 0207 079 9901
www.nightingaleassociates.com

Project: NEW SOUTH GLASGOW HOSPITALS (NSGH) PROJECT

Drawing Title: SECOND FLOOR PLAN NCH SCHIEHALLION WARD (HAEMATO ONCOLOGY), DAY CASE & TCT FIXTURES AND FITTINGS

Job No	Drawn	Checked	Approved
09080	CL	RP	EW
Status: CONSTRUCTION		Date: 08/07/10	Scale@A0: 1:50

Drawing No: NA ZC 02 PL 400 509 — Rev: A

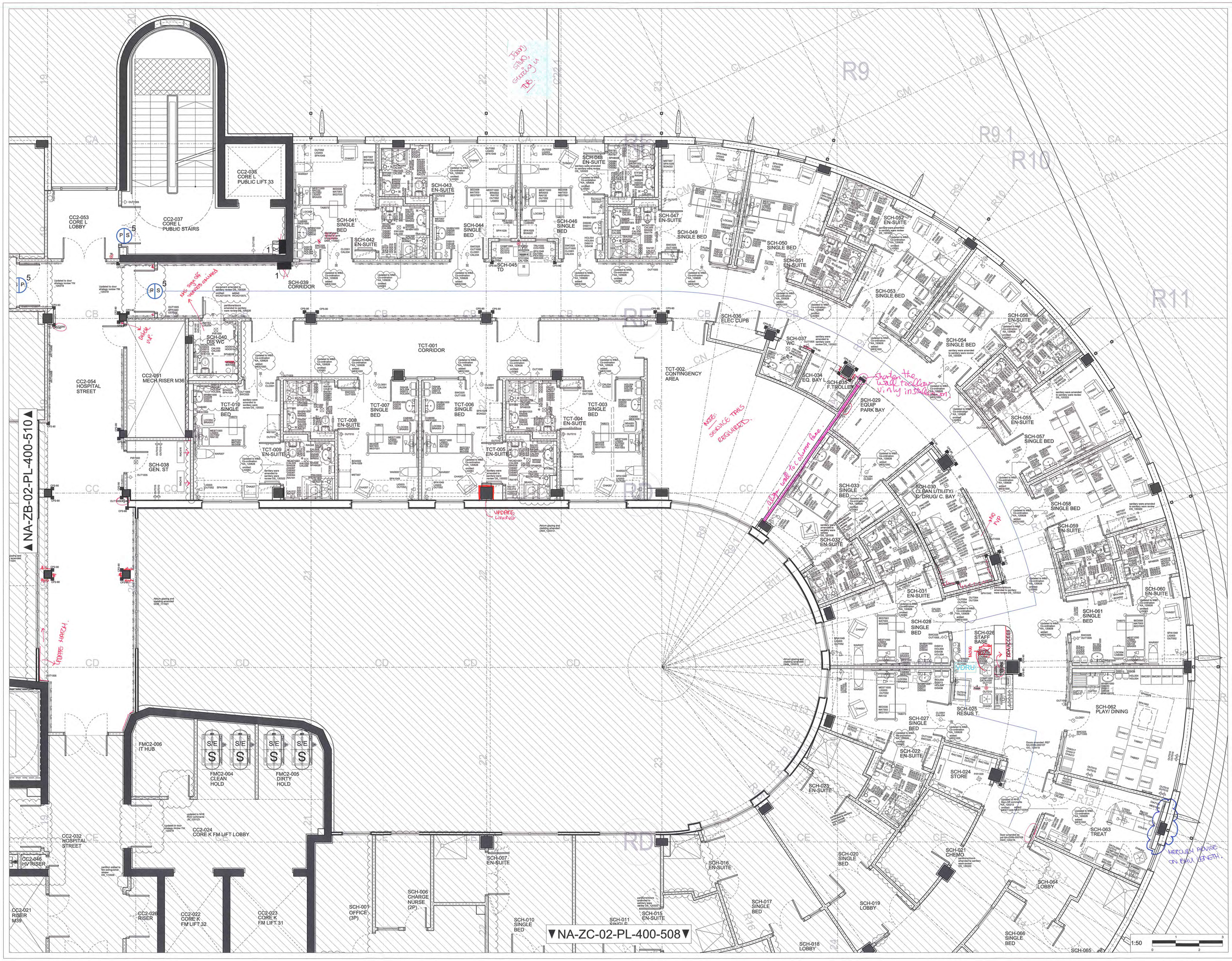

Notes:
- This drawing is copyright.
- Do not scale dimensions from this drawing.
- All discrepancies on this drawing are to be reported to the architect.
- Do not modify any element of this drawing.
- Use drawing only for purpose(s) issued.

Designer Identification of Hazard/Risk

X TYPE YOUR NOTES HERE

- Indicates a Residual Risk requiring a Compulsory Action
- Indicates a Residual Risk for Information
- Indicates a Residual Risk requiring a Prohibitive Action
- Indicates a Residual Risk as a Warning

Note:
FOR ELEVATIONS AND FURTHER DETAIL OF ARTWORK PLEASE REFER TO: NA-XX-XX-EL-470-100

ACCESS, ALARM & FIRE SERVICES

- FAP FIRE ALARM PANEL
- FRP FIRE ALARM REPEAT PANEL
- A FIRE ALARM PANEL (ATRIUM ASP & CO)
- A FIRE ALARM REPEAT PANEL (ATRIUM ASP & CO)
- MANUAL CALL POINT
- MANUAL CALL POINT WITH COVER
- MANUAL CALL POINT WITH COVER & SOUNDERS
- MANUAL CALL POINT (WATERPROOF)
- LOOP POWERED BEACON
- LOOP POWERED SOUNDER
- LP LOOP POWERED BEACON (ALERT)
- LP LOOP POWERED BEACON (EVACUATE)
- LP LOOP POWERED SOUNDER
- DH DOOR HOLDER PSU 24V 2A OUTPUT
- AS AIR SAMPLING PANEL (ASP)
- PM

NURSE CALL EQUIPMENT
- PSU POWER SUPPLY UNIT
- NCP NURSE CALL PANEL

ACCESS
- ●4 PROX CARD WITH VIDEO ENTRY
- ●5 PROX CARD ONLY
- ●6 EMERGENCY BREAK GLASS DOOR RELEASE
- ●7 EXIT BUTTON
- VDRU VIDEO DOOR RELEASE UNIT

SENSOR
- E THERMOSTATIC RADIANT PANEL VALVE SENSOR
- T BMS WALL MOUNTED TEMPERATURE SENSOR

CCTV
- SE SECURITY EQUIPMENT
- M CCTV MONITOR

WALL PROTECTION KEY

SEVERE DUTY: HOSPITAL STREETS, LOBBIES, AND CORE AREAS

- WP1 MID HEIGHT TIMBER HANDRAIL WITH MID HEIGHT PVC CRASH RAIL COMBO AND LOW HEIGHT PVC CRASH RAIL FIXED @ 600mm AFFL
- WP2 MID HEIGHT PVC HANDRAIL WITH MID HEIGHT PVC CRASH RAIL COMBO AND LOW HEIGHT PVC CRASH RAIL FIXED @ 600mm AFFL
- WP3 MID HEIGHT TIMBER HANDRAIL WITH MID HEIGHT PVC CRASH RAIL COMBO AND LOW HEIGHT PVC CRASH RAIL FIXED @ 600mm AFFL
- WP4 MID HEIGHT PVC HANDRAIL WITH MID HEIGHT PVC CRASH RAIL COMBO AND LOW HEIGHT PVC CRASH RAIL FIXED @ 600mm AFFL
- WP7 MID HEIGHT PVC HANDRAIL WALL FIXED @ 600mm AFFL AND LOW HEIGHT PVC CRASH RAIL FIXED @ 400mm AFFL
- WP8 MID HEIGHT EDPM RUBBER CRASH RAIL FIXING HEIGHT TO BE CONFIRMED TO SUIT EQUIPMENT
- CP1 & EP1 2.1m HIGH STAINLESS STEEL CORNER PROTECTION/GUARDS AS REQUIRED ON EXTERNAL CORNERS OF WALLS
- CP2 & EP2 2.1m HIGH PVC CORNER PROTECTION/GUARDS AS REQUIRED ON EXTERNAL CORNERS OF WALLS
- CP3 & EP3 2.1m HIGH EPDM RUBBER CORNER PROTECTION/GUARDS AS REQUIRED ON EXTERNAL CORNERS OF WALLS

HEAVY DUTY: DEPARTMENT CORRIDOR, STORES AND BACK OF HOUSE

- WP5 MID HEIGHT PVC HANDRAIL FIXED @ 600mm AFFL WITH POLYMERIC WALL PAINT FROM SKIRTING LEVEL UP TO 900mm AFFL
- WP6 MID HEIGHT PVC HANDRAIL FIXED @ 600mm AFFL WITH POLYMERIC WALL PAINT FROM SKIRTING LEVEL UP TO 900mm AFFL AND LOW HEIGHT PVC HANDRAIL WALL FIXED @ 600mm AFFL
- WP9 PLASTIC PROTECTIVE WALL SHEET TO 900mm AFFL AND EPDM RUBBER GUARD AT LOW LEVEL
- WP10 PLASTIC PROTECTIVE WALL SHEET TO 900mm AFFL
- CP4 & EP4 1000mm HIGH STAINLESS STEEL CORNER PROTECTION/GUARDS AS REQUIRED ON EXTERNAL CORNERS OF WALLS
- CP5 & EP5 1000mm HIGH PVC CORNER PROTECTION/GUARDS AS REQUIRED ON EXTERNAL CORNERS OF WALLS

MEDIUM AND LIGHT DUTY: FOR MEDIUM AND LIGHT DUTY RATED SPACES

- WP11 MEDIUM DUTY - 750mm HIGH PAIR OF MEDIUM DUTY WALL MOUNTED BED LOCATORS (BUFFER RAILS) MECHANICALLY FIXED @ 600mm C/C 1000mm AFFL TO TOP OF BED LOCATOR
- WP12 GALVANIZED KEY CLAMP TYPE GUARD RAIL FIXED TO FLOOR AT 1.0M CENTRES (TBC TO SUIT REQUIRED LOADINGS)
- WP13 LIGHT DUTY - 100mm HIGH MID HEIGHT CHAIR GUARDS SURFACE MOUNTED AT 1000mm AFFL

GLAZED WALL PROTECTION

- WP14 MID AND LOW HEIGHT STAINLESS STEEL BUMPER RAIL & HANDRAIL WITH THE TOP FIXED AT @ 900mm AFFL
- WP15 LOW HEIGHT STAINLESS STEEL BUMPER RAIL WITH THE TOP FIXED @ 200mm AFFL

NOTE:
FOR ELEVATION DETAILS SEE:
NA-XX-XX-DT-410-001 & NA-XX-XX-DT-410-002

Rev	Date	Drw	Revision Notes	Chk	App
A	12/08/17	CL	UPDATED TO NHS SIGN OFF COMMENTS & RDD STRATEGY REVIEW. WALL PROTECTION ADDED & ISSUED FOR CONSTRUCTION.	LE	EW
05	11/10/28	CL	UPDATED TO BM COMMENTS	RP	EW
04	11/10/07	CL	RE-ISSUE FOR FINAL SIGN-OFF / RDS & EQUIPMENT SCHEDULE. - ADDITIONAL BOARD SIGN-OFF COMMENTS - ART STRATEGY ADDED - DESKS REVISED - FIRE EXTINGUISHERS REVISED - SPN1000 AND SPN1001 REMOVED - SPA8028 AND SPA1002 TO BE DISPLAYED - CORE LININGS REVISED.	RP	EW
03	11/07/08	CL	REVISED TO UGM MARK-UP AND ISSUED FOR FINAL SIGN OFF.	RP	EW
02	11/06/14	CL	REVISED TO PRE-UGM REVIEW MARK-UP AND ISSUED FOR UGM.	RP	EW
01	11/03/02	CL	FIRST ISSUE	RP	EW

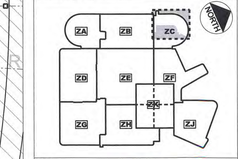

Client: NHS Greater Glasgow and Clyde

Contractor: Brookfield MULTIPLEX BM

NIGHTINGALE associates architects
87-91 Newman Street
London
W1T 3EY
Tel: 0207 079 9900
Fax: 0207 079 9901
www.nightingaleassociates.com

P10 (1)

Project
NEW SOUTH GLASGOW HOSPITALS (NSGH) PROJECT

[redacted] CONSENT 10-7-2012

SECOND FLOOR PLAN
NCH SCHIEHALLION WARD (HAEMATO ONCOLOGY), DAY CASE & TCT FIXTURES AND FITTINGS

Job No	Drawn	Checked	Approved
09080	CL	RP	EW
Status		Date	Scale@A0
CONSTRUCTION		08/07/10	1:50

Drawing No							Rev
Origin	Zone	Level	Type	Content	Sequential		
NA	ZC	02	PL	400	509		A

SVM/JT 13-07-12

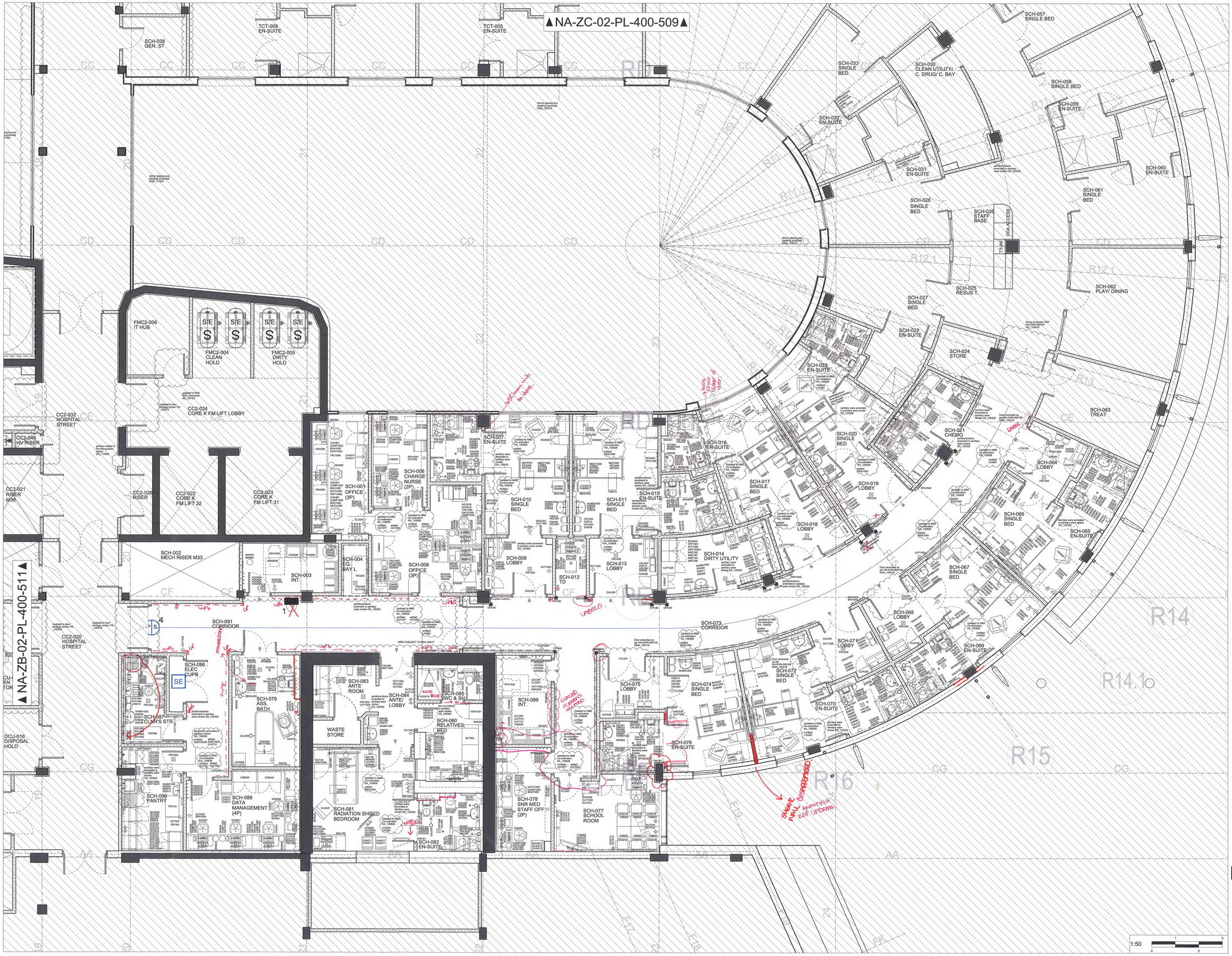

Notes:
- This drawing is copyright.
- Do not scale dimensions from this drawing.
- All discrepancies on this drawing are to be reported to the architect.
- Do not modify any element of this drawing.
- Use drawing only for purpose(s) issued.

Designer Identification of Hazard/Risk

X TYPE YOUR NOTES HERE

- Indicates a Residual Risk requiring a Compulsory Action
- Indicates a Residual Risk for Information
- Indicates a Residual Risk requiring a Prohibitive Action
- Indicates a Residual Risk as a Warning

Note:
FOR ELEVATIONS AND FURTHER DETAIL OF ARTWORK PLEASE REFER TO: NA-XX-XX-EL-470-100

ACCESS, ALARM & FIRE SERVICES

- FAP FIRE ALARM PANEL
- FRP FIRE ALARM REPEAT PANEL
- FA FIRE ALARM PANEL (ATRIUM ASP & CO)
- FRA FIRE ALARM REPEAT PANEL (ATRIUM ASP & CO)
- MANUAL CALL POINT
- MANUAL CALL POINT WITH COVER
- MANUAL CALL POINT WITH COVER & SOUNDERS
- MANUAL CALL POINT (WATERPROOF)
- LOOP POWERED SOUNDER BEACON
- LOOP POWERED BEACON
- LOOP POWERED BEACON (ALERT)
- LOOP POWERED BEACON (EVACUATE)
- LOOP POWERED SOUNDER
- DHP DOOR HOLDER PSU 24V 2A OUTPUT
- ASP AIR SAMPLING PANEL (ASP)
- PIU PIU

NURSE CALL EQUIPMENT
- PSU POWER SUPPLY UNIT
- NCP NURSE CALL PANEL

ACCESS
- 4 PROX CARD WITH VIDEO ENTRY
- 5 PROX CARD ONLY
- 6 EMERGENCY BREAK GLASS DOOR RELEASE
- 7 EXIT BUTTON
- VDRU VIDEO DOOR RELEASE UNIT

SENSOR
- S THERMOSTATIC RADIANT PANEL VALVE SENSOR
- T BMS WALL MOUNTED TEMPERATURE SENSOR

CCTV
- SE SECURITY EQUIPMENT
- M CCTV MONITOR

WALL PROTECTION KEY

SEVERE DUTY: HOSPITAL STREETS, LOBBIES, AND CORE AREAS

- WP1 MID HEIGHT TIMBER HANDRAIL WITH MID HEIGHT PVC CRASH RAIL (COMBO) AND LOW HEIGHT PVC CRASH RAIL FIXED @ 400mm AFFL
- WP2 MID HEIGHT PVC HANDRAIL WITH MID HEIGHT PVC CRASH RAIL (COMBO) AND LOW HEIGHT PVC CRASH RAIL FIXED @ 400mm AFFL
- WP3 MID HEIGHT TIMBER HANDRAIL WITH MID HEIGHT PVC CRASH RAIL (COMBO) LOW HEIGHT PVC CRASH RAIL FIXED @ 400mm AFFL AND LOW HEIGHT PVC HANDRAIL WALL FIXED @ 900mm AFFL
- WP4 MID HEIGHT PVC HANDRAIL WITH MID HEIGHT PVC CRASH RAIL (COMBO) LOW HEIGHT PVC CRASH RAIL FIXED @ 400mm AFFL AND LOW HEIGHT PVC HANDRAIL WALL FIXED @ 900mm AFFL
- WP7 MID HEIGHT PVC CRASH RAIL FIXED @ 850mm AFFL AND LOW HEIGHT PVC CRASH RAIL FIXED @ 400mm AFFL
- WP8 MID HEIGHT EPDM RUBBER CRASH RAIL FIXING HEIGHT TO BE CONFIRMED TO SUIT EQUIPMENT
- CP1 & EP1 2.1m HIGH STAINLESS STEEL CORNER PROTECTION/GUARDS AS REQUIRED ON EXTERNAL CORNERS OF WALLS
- CP2 & EP2 2.1m HIGH PVC CORNER PROTECTION/GUARDS AS REQUIRED ON EXTERNAL CORNERS OF WALLS
- CP3 & EP3 2.1m HIGH EPDM RUBBER CORNER PROTECTION/GUARDS AS REQUIRED ON EXTERNAL CORNERS OF WALLS

HEAVY DUTY: DEPARTMENT CORRIDOR, STORES AND BACK OF HOUSE

- WP5 MID HEIGHT PVC HANDRAIL FIXED @ 900mm AFFL WITH POLYMERIC WALL PAINT FROM SKIRTING LEVEL UP TO 900mm AFFL
- WP6 MID HEIGHT PVC HANDRAIL FIXED @ 900mm AFFL WITH POLYMERIC WALL PAINT FROM SKIRTING LEVEL UP TO 900mm AFFL AND LOW HEIGHT PVC HANDRAIL WALL FIXED @ 400mm AFFL
- WP9 PLASTIC PROTECTIVE WALL SHEET TO 900mm AFFL AND EPDM RUBBER GUARD AT LOW LEVEL
- WP10 PLASTIC PROTECTIVE WALL SHEET TO 900mm AFFL
- CP4 & EP4 1000mm HIGH STAINLESS STEEL CORNER PROTECTION/GUARDS AS REQUIRED ON EXTERNAL CORNERS OF WALLS
- CP5 & EP5 1000mm HIGH PVC CORNER PROTECTION/GUARDS AS REQUIRED ON EXTERNAL CORNERS OF WALLS

MEDIUM AND LIGHT DUTY: FOR MEDIUM AND LIGHT DUTY RATED SPACES

- WP11 MEDIUM DUTY – 750mm HIGH PAIR OF MEDIUM DUTY VERTICAL BED LOCATORS (BUMPER RAILS) MECHANICALLY FIXED @ 600mm C/C 1000mm AFFL TO TOP OF BED LOCATOR
- WP12 GALVANIZED KEY CLAMP TYPE GUARD RAIL FIXED TO FLOOR AT 1.0M CENTRES (TBC TO SUIT REQUIRED LOADINGS)
- WP13 LIGHT DUTY – 300mm HIGH MID HEIGHT CHAIR GUARDS SURFACE MOUNTED AT 1000mm AFFL

GLAZED WALL PROTECTION

- WP14 MID AND LOW HEIGHT STAINLESS STEEL BUMPER RAIL & HANDRAIL WITH THE TOP FIXED AT @ 900mm AFFL
- WP15 LOW HEIGHT STAINLESS STEEL BUMPER RAIL WITH THE TOP FIXED @ 200mm AFFL

NOTE:
FOR ELEVATION DETAILS SEE:
NA-XX-XX-DT-410-001 & NA-XX-XX-DT-410-002

Rev	Date	Drw	Revision Notes	Chk	App
A	12/08/17	CL	UPDATED TO NHS SIGN OFF COMMENTS & RDD STRATEGY REVIEW. WALL PROTECTION ADDED & ISSUED FOR CONSTRUCTION.	LE	EW
05	11/10/08	CL	UPDATED TO BM COMMENTS.	RP	EW
04	11/10/07	CL	RE-ISSUE FOR FINAL SIGN-OFF / RDS & EQUIPMENT SCHEDULE. - ADDITIONAL BOARD SIGN-OFF COMMENTS - DESKS REVISED - FIRE EXTINGUISHERS REVISED - SPN1000 AND SPN1001 REMOVED - SPA8028 AND SPA1002 TO BE DISPLAYED - CORE LININGS REVISED	RP	EW
03	11/07/06	CL	REVISED TO UGM MARK-UP AND ISSUED FOR FINAL SIGN OFF.	RP	EW
02	11/06/14	CL	REVISED TO PRE-UGM REVIEW MARK-UP AND ISSUED FOR UGM.	RP	EW
01	11/03/02	CL	FIRST ISSUE	RP	EW

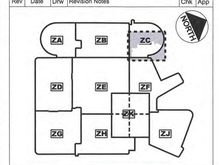

Client: NHS Greater Glasgow and Clyde

Contractor: Brookfield MULTIPLEX BM

NIGHTINGALE associates architects
87-91 Newman Street
London
W1T 3EY
Tel: 0207 079 9900
Fax: 0207 079 9901
www.nightingaleassociates.com

PIO ①

Project
NEW SOUTH GLASGOW HOSPITALS
(NSGH) PROJECT

[redacted] COMMENT 10-7-2012

Title
SECOND FLOOR PLAN
NCH SCHIEHALLION WARD (HAEMATO ONCOLGY), DAY CASE & TCT
FIXTURES AND FITTINGS

Job No	Drawn	Checked	Approved
09080	CL	RP	EW

Status	Date	Scale@A0
CONSTRUCTION	08/07/10	1:50

Drawing No						Rev
Origin	Zone	Level	Type	Content	Sequential	
NA	ZC	02	PL	400	508	A

JM JT 13.7.12

VOLUME 1

File Name	Iss.	Rev.	Title	Issue Date	Add	Info/Omit	2009 Board Comment	2009 Status	2010 ItP Comments (N/C = No Change from Agreed 2009 Contract)	2010 Status
NSGACL ITPD Volume 1	1	1	Project Scope & Commercial Doc	01/05/2009	-	Omit	Bid period document, superseded by Contract for signature to be issued by S+W	Agreed	Volume 1 = No change from 2009 Project Bible position	Agreed
NSGACL Contract Bond ITSFB Issue - Vol 1	1	1	NSGACL Contract Bond ITSFB Issue - Vol 1.pdf	14/08/2009	-	Omit	Bid period document, superseded by Contract for signature to be issued by S+W	Agreed		
NSGACL Contract Form of Agreement	1		The Contract : Form of Agreement	04/06/2009	-	Omit	Bid period document, superseded by Contract for signature to be issued by S+W	Agreed		
NSGACL Form of Consultant Collateral Warranty	1		The Contract : Consultant's Collateral Warranty	04/06/2009	-	Omit	Bid period document, superseded by Contract for signature to be issued by S+W	Agreed		
NSGACL Form of Novation Agreement	1		The Contract : Novation Agreement	04/06/2009	-	Omit	Bid period document, superseded by Contract for signature to be issued by S+W	Agreed		
NSGACL Form of novation agreement ITSFB Issue - Vol 1	1	1	NSGACL Form of novation agreement ITSFB Issue - Vol 1.pdf	14/08/2009	-	Omit	Bid period document, superseded by Contract for signature to be issued by S+W	Agreed		
NSGACL Form of sub-consultant warranty ITSFB Issue - Vol 1	1	1	NSGACL Form of sub-consultant warranty ITSFB Issue - Vol 1.pdf	14/08/2009	-	Omit	Bid period document, superseded by Contract for signature to be issued by S+W	Agreed		
NSGACL Form of Sub-Contractor Collateral Warranty	1		The Contract : Sub-Contractor's Collateral Warranty	04/06/2009	-	Omit	Bid period document, superseded by Contract for signature to be issued by S+W	Agreed		
NSGACL Form of subcontractor warranty ITSFB Issue - Vol 1	1	1	NSGACL Form of subcontractor warranty ITSFB Issue - Vol 1.pdf	14/08/2009	-	Omit	Bid period document, superseded by Contract for signature to be issued by S+W	Agreed		
NSGACL NEC Contract Document ITSFB Issue - Vol 1	1	1	NSGACL NEC Contract Document ITSFB Issue - Vol 1.pdf	14/08/2009	-	Omit	Bid period document, superseded by Contract for signature to be issued by S+W	Agreed		
NSGACL Vol 1 - Appendix C Rev 3	1	3	NSGACL Vol 1 - Appendix C Rev 3.pdf	14/08/2009	-	Omit	Bid period document, superseded by Contract for signature to be issued by S+W	Agreed		
0401	1	.	PROPOSED SHEAR WALL LAYOUT	30/06/2009						
0404	1	.	PROPOSED SUPERSTRUCTURE	03/07/2009						
0406	1	.	PROPOSED ROOF STRUCTURE	30/06/2009						
SK-0010	1	.	DETAIL OF 2 PILE PILECAP	19/06/2009						
SK-0011	1	.	DETAIL OF 3 PILE PILECAP	19/06/2009						
SK-0012	1	.	SECTION INDICATING PILECAP LOCATION BELOW PLANT SLAB / BASEMENT	19/06/2009						
SK-0013	1	.	SECTION INDICATING PILECAP LOCATION BELOW LABRATORY / OFFICES	19/06/2009						
SK-0014	1	.	DETAIL OF 1 PILE PILECAP	19/06/2009						
SK-0015	1	.	DETAIL OF 4 PILE PILECAP	19/06/2009						
SK-0017	1	.	SECTION X-X	19/06/2009						
SK-0018	1	.	SECTION Y-Y	19/06/2009						
SK-0019	1	.	SECTION Z-Z	19/06/2009						
SK-0020	1	.	PROPOSED PILE AND GROUND BEAM LAYOUT	19/06/2009						
SK-0030	1	.	PART PLAN SHOWING TRANSFER STRUCTURE OVER SERVICE YARD ACCESS ROAD	30/06/2009						
SK-016	1	.	DETAILS OF TEMPORARY RETENTION	19/06/2009						

VOLUME 2.1

File Name	Add	Info/Omit	Board Comment	Status	Brookfield Comment	2009 Agreed Position	2010 ItP Comments (N/C = No Change from Agreed 2009 Contract)	2010 Status
NSGACL PD-HLM-L(00)X-XX-001 - Existing Site Plan	-	Omit	Superseded by Issue2	Agreed		Agreed	N/C	Agreed
NSGACL PD-HLM-L(00)X-XX-001 - Existing Site Plan	Y	-	To remain as relevant baseline detail.	Agreed		Agreed	N/C	Agreed
NSGACL-PD-HLM-S(00)X-XX-005 - Phased Construction Site Plan	-	Omit	To be superseded by outcome/agreement from Logistics meeting 26 November 2009	Agreed		Agreed	N/C	Agreed
NSGAC OPD Activity NCH	Y	-	Remains output for Ers.	Agreed*	*Brookfield agree with Board position that Clinical Output Specs should remain as being the core ER on the basis that the Board confirm that they accept the Acommodation Shcedules included within the Bid Submission Volume 1 can satisfy the Clinical Output Specifications.	The SoA and associated requirements that are agreed between the Board and Brookfield are included in Volume 1 of the Contractor's Proposals in Contract Data Part 1.	Per Volume 1 of the Contractor's Proposals (as included within Folder C1 of the Instruction to Proceed Bible) - Schedule of Accommodation titled SOA 1:200 Drawings. By reference to the 1:200 drawings included within Volume 13 of the agreement the areas denoted on the drawings represent the agreed position between the Parties to the Contract (subject to proving functionality per the narrative in Appendix 2 & 3 of the Instruction to Proceed letter).	Agreed
NSGACL AAU NSG	Y	-	CoS remains core ER output.	Agreed	Ditto above	The SoA and associated requirements that are agreed between the Board and Brookfield are included in Volume 1 of the Contractor's Proposals in Contract Data Part 1.	The CoS remains the ER output, with the agreed Schedule of Accommodation illustrated in the SOA 1:200 Drawings (per the narrative in relation to Volume 1 of the Contractor's Proposals in Appenedix 2 & 3 of the Instruction to Proceed letter). Additionally, the CoS requires to be read in conjunction with the agreed Employers Requirements Supplemental Information: The BIW Log (2010 ItP) - FINAL; The RFI Log (2010 ItP) - FINAL; The Clarification Log (2010 ItP) - FINAL; and The M+E Clarification Log (2010 ItP) - FINAL.	Agreed
NSGACL Adult and Childrens Hospital Combined Bioengineering NSG NCH	Y	-	CoS remains core ER output.	Agreed	Ditto above	The SoA and associated requirements that are agreed between the Board and Brookfield are included in Volume 1 of the Contractor's Proposals in Contract Data Part 1.	Ditto above in relation to CoS	Agreed
NSGACL ADULT AND CHILDRENS HOSPITAL Med illus NSG NCH	Y	-	CoS remains core ER output.	Agreed	Ditto above	The SoA and associated requirements that are agreed between the Board and Brookfield are included in Volume 1 of the Contractor's Proposals in Contract Data Part 1.	Ditto above in relation to CoS	Agreed
NSGACL ADULT AND CHILDRENS PHARMACY NSG NCH	Y	-	CoS remains core ER output.	Agreed	Ditto above	The SoA and associated requirements that are agreed between the Board and Brookfield are included in Volume 1 of the Contractor's Proposals in Contract Data Part 1.	Ditto above in relation to CoS	Agreed
NSGACL Anticoagulation NSG	Y	-	CoS remains core ER output.	Agreed	Ditto above	The SoA and associated requirements that are agreed between the Board and Brookfield are included in Volume 1 of the Contractor's Proposals in Contract Data Part 1.	Ditto above in relation to CoS	Agreed
NSGACL Audiology NCH	Y	-	CoS remains core ER output.	Agreed	Ditto above	The SoA and associated requirements that are agreed between the Board and Brookfield are included in Volume 1 of the Contractor's Proposals in Contract Data Part 1.	Ditto above in relation to CoS	Agreed
NSGACL Cardiac Rehab NSG	Y	-	CoS remains core ER output.	Agreed	Ditto above	The SoA and associated requirements that are agreed between the Board and Brookfield are included in Volume 1 of the Contractor's Proposals in Contract Data Part 1.	Ditto above in relation to CoS	Agreed
NSGACL Cardiac Services NCH	Y	-	CoS remains core ER output.	Agreed	Ditto above	The SoA and associated requirements that are agreed between the Board and Brookfield are included in Volume 1 of the Contractor's Proposals in Contract Data Part 1.	Ditto above in relation to CoS	Agreed
NSGACL Cardiology NSG	Y	-	CoS remains core ER output.	Agreed	Ditto above	The SoA and associated requirements that are agreed between the Board and Brookfield are included in Volume 1 of the Contractor's Proposals in Contract Data Part 1.	Ditto above in relation to CoS	Agreed
NSGACL Care of Elderly NSG	Y	-	CoS remains core ER output.	Agreed	Ditto above	The SoA and associated requirements that are agreed between the Board and Brookfield are included in Volume 1 of the Contractor's Proposals in Contract Data Part 1.	Ditto above in relation to CoS	Agreed
NSGACL Chaplaincy NCH	Y	-	CoS remains core ER output.	Agreed	Ditto above	The SoA and associated requirements that are agreed between the Board and Brookfield are included in Volume 1 of the Contractor's Proposals in Contract Data Part 1.	Ditto above in relation to CoS	Agreed
NSGACL Chaplaincy Spiritual Care NSG	Y	-	Remains output for Ers.	Agreed	Ditto above	The SoA and associated requirements that are agreed between the Board and Brookfield are included in Volume 1 of the Contractor's Proposals in Contract Data Part 1.	Ditto above in relation to CoS	Agreed
NSGACL Child Protection NCH	Y	-	CoS remains core ER output.	Agreed	Ditto above	The SoA and associated requirements that are agreed between the Board and Brookfield are included in Volume 1 of the Contractor's Proposals in Contract Data Part 1.	Ditto above in relation to CoS	Agreed
NSGACL Clinical Psychology NCH	Y	-	CoS remains core ER output.	Agreed	Ditto above	The SoA and associated requirements that are agreed between the Board and Brookfield are included in Volume 1 of the Contractor's Proposals in Contract Data Part 1.	Ditto above in relation to CoS	Agreed
NSGACL Community paediatrics NCH	Y	-	CoS remains core ER output.	Agreed	Ditto above	The SoA and associated requirements that are agreed between the Board and Brookfield are included in Volume 1 of the Contractor's Proposals in Contract Data Part 1.	Ditto above in relation to CoS	Agreed
NSGACL Continence Service NCH	Y	-	CoS remains core ER output.	Agreed	Ditto above	The SoA and associated requirements that are agreed between the Board and Brookfield are included in Volume 1 of the Contractor's Proposals in Contract Data Part 1.	Ditto above in relation to CoS	Agreed
NSGACL Critical Care NSG	Y	-	CoS remains core ER output.	Agreed	Ditto above	The SoA and associated requirements that are agreed between the Board and Brookfield are included in Volume 1 of the Contractor's Proposals in Contract Data Part 1.	Ditto above in relation to CoS	Agreed

VOLUME 2.1

NSGACL Day Medical NCH	Y	-	CoS remains core ER output.	Agreed	Ditto above	The SoA and associated requirements that are agreed between the Board and Brookfield are included in Volume 1 of the Contractor's Proposals in Contract Data Part 1.	Ditto above in relation to CoS	Agreed
NSGACL Dental NCH	Y	-	CoS remains core ER output.	Agreed	Ditto above	The SoA and associated requirements that are agreed between the Board and Brookfield are included in Volume 1 of the Contractor's Proposals in Contract Data Part 1.	Ditto above in relation to CoS	Agreed
NSGACL Departmental Adjacency Matrix NCH	-	Omit	Adjacency matrix remains output, clinical functionality sign-off will create agreed settlement of adjacencies	Agreed	To be replaced by BE 1:500 plans	To be replaced by BE 1:500 plans	Replaced by 1:500 plans per Appendix K - identified in Folder U of the 2010 Instruction to Proceed Project Bible.	Agreed
NSGACL Departmental Adjacnecy Matrix NSG	-	Omit	Adjacency matrix remains output, clinical functionality sign-off will create agreed settlement of adjacencies	Agreed	To be replaced by BE 1:500 plans	To be replaced by BE 1:500 plans	Replaced by 1:500 plans per Appendix K - identified in Folder U of the 2010 Instruction to Proceed Project Bible.	Agreed
NSGACL Dermatology NCH	Y	-	CoS remains core ER output.	Agreed*	*Brookfield agree with Board position that Clinical Output Specs should remain as being the core ER on the basis that the Board confirm that they accept the Acommodation Shcedules included within the Bid Submission Volume 1 can satisfy the Clinical Output Specifications.	The SoA and associated requirements that are agreed between the Board and Brookfield are included in Volume 1 of the Contractor's Proposals in Contract Data Part 1.	The CoS remains the ER output, with the agreed Schedule of Accommodation illustrated in the SOA 1:200 Drawings (per the narrative in relation to Volume 1 of the Contractor's Proposals in Appenedix 2 & 3 of the Instruction to Proceed letter). Additionally, the CoS requires to be read in conjunction with the agreed Employers Requirements Supplemental Information: The BIW Log (2010 ItP) - FINAL; The RFI Log (2010 ItP) - FINAL; The Clarification Log (2010 ItP) - FINAL; and The M+E Clarification Log (2010 ItP) - FINAL.	Agreed
NSGACL Dermatology NSG	Y	-	CoS remains core ER output.	Agreed	Ditto above	The SoA and associated requirements that are agreed between the Board and Brookfield are included in Volume 1 of the Contractor's Proposals in Contract Data Part 1.	Ditto above in relation to CoS	Agreed
NSGACL Diabetes Endocrinology NSG	Y	-	CoS remains core ER output.	Agreed	Ditto above	The SoA and associated requirements that are agreed between the Board and Brookfield are included in Volume 1 of the Contractor's Proposals in Contract Data Part 1.	Ditto above in relation to CoS	Agreed
NSGACL Diabetes NCH	Y	-	CoS remains core ER output.	Agreed	Ditto above	The SoA and associated requirements that are agreed between the Board and Brookfield are included in Volume 1 of the Contractor's Proposals in Contract Data Part 1.	Ditto above in relation to CoS	Agreed
NSGACL Dietetic NCH	Y	-	CoS remains core ER output.	Agreed	Ditto above	The SoA and associated requirements that are agreed between the Board and Brookfield are included in Volume 1 of the Contractor's Proposals in Contract Data Part 1.	Ditto above in relation to CoS	Agreed
NSGACL Dietetic NSG	Y	-	CoS remains core ER output.	Agreed	Ditto above	The SoA and associated requirements that are agreed between the Board and Brookfield are included in Volume 1 of the Contractor's Proposals in Contract Data Part 1.	Ditto above in relation to CoS	Agreed
NSGACL Discharge Lounge NSG	Y	-	CoS remains core ER output.	Agreed	Ditto above	The SoA and associated requirements that are agreed between the Board and Brookfield are included in Volume 1 of the Contractor's Proposals in Contract Data Part 1.	Ditto above in relation to CoS	Agreed
NSGACL ECLS NCH	Y	-	CoS remains core ER output.	Agreed	Ditto above	The SoA and associated requirements that are agreed between the Board and Brookfield are included in Volume 1 of the Contractor's Proposals in Contract Data Part 1.	Ditto above in relation to CoS	Agreed
NSGACL EMERGENCY DEPARTMENT NCH	Y	-	CoS remains core ER output.	Agreed	Ditto above	The SoA and associated requirements that are agreed between the Board and Brookfield are included in Volume 1 of the Contractor's Proposals in Contract Data Part 1.	Ditto above in relation to CoS	Agreed
NSGACL Emergency Department NSG	Y	-	CoS remains core ER output.	Agreed	Ditto above	The SoA and associated requirements that are agreed between the Board and Brookfield are included in Volume 1 of the Contractor's Proposals in Contract Data Part 1.	Ditto above in relation to CoS	Agreed
NSGACL Endocrinology NCH	Y	-	CoS remains core ER output.	Agreed	Ditto above	The SoA and associated requirements that are agreed between the Board and Brookfield are included in Volume 1 of the Contractor's Proposals in Contract Data Part 1.	Ditto above in relation to CoS	Agreed
NSGACL Endoscopy NSG	Y	-	CoS remains core ER output.	Agreed	Ditto above	The SoA and associated requirements that are agreed between the Board and Brookfield are included in Volume 1 of the Contractor's Proposals in Contract Data Part 1.	Ditto above in relation to CoS	Agreed
NSGACL ENT Audiology NSG	Y	-	CoS remains core ER output.	Agreed	Ditto above	The SoA and associated requirements that are agreed between the Board and Brookfield are included in Volume 1 of the Contractor's Proposals in Contract Data Part 1.	Ditto above in relation to CoS	Agreed
NSGACL ENT NCH	Y	-	CoS remains core ER output.	Agreed	Ditto above	The SoA and associated requirements that are agreed between the Board and Brookfield are included in Volume 1 of the Contractor's Proposals in Contract Data Part 1.	Ditto above in relation to CoS	Agreed
NSGACL Entrance Hall NSG	Y	-	CoS remains core ER output.	Agreed	Ditto above	The SoA and associated requirements that are agreed between the Board and Brookfield are included in Volume 1 of the Contractor's Proposals in Contract Data Part 1.	Ditto above in relation to CoS	Agreed
NSGACL Gastro NCH	Y	-	CoS remains core ER output.	Agreed	Ditto above	The SoA and associated requirements that are agreed between the Board and Brookfield are included in Volume 1 of the Contractor's Proposals in Contract Data Part 1.	Ditto above in relation to CoS	Agreed
NSGACL Gastroenterology NSG	Y	-	CoS remains core ER output.	Agreed	Ditto above	The SoA and associated requirements that are agreed between the Board and Brookfield are included in Volume 1 of the Contractor's Proposals in Contract Data Part 1.	Ditto above in relation to CoS	Agreed
NSGACL Gen Outpatients NSG	Y	-	CoS remains core ER output.	Agreed	Ditto above	The SoA and associated requirements that are agreed between the Board and Brookfield are included in Volume 1 of the Contractor's Proposals in Contract Data Part 1.	Ditto above in relation to CoS	Agreed

VOLUME 2.1

NSGACL Gen Surg NCH	Y	-	CoS remains core ER output.	Agreed	Ditto above	The SoA and associated requirements that are agreed between the Board and Brookfield are included in Volume 1 of the Contractor's Proposals in Contract Data Part 1.	Ditto above in relation to CoS	Agreed
NSGACL General Surgery NSG	Y	-	CoS remains core ER output.	Agreed	Ditto above	The SoA and associated requirements that are agreed between the Board and Brookfield are included in Volume 1 of the Contractor's Proposals in Contract Data Part 1.	Ditto above in relation to CoS	Agreed
NSGACL General Surgery NSG	Y	-	CoS remains core ER output.	Agreed	Ditto above	The SoA and associated requirements that are agreed between the Board and Brookfield are included in Volume 1 of the Contractor's Proposals in Contract Data Part 1.	Ditto above in relation to CoS	Agreed
NSGACL Generic Ward Matrix NCH	-	Omit	Superseded by Vol4 document	Agreed	Ditto above	The SoA and associated requirements that are agreed between the Board and Brookfield are included in Volume 1 of the Contractor's Proposals in Contract Data Part 1.	Ditto above in relation to CoS	Agreed
NSGACL GENERIC WARD NCH	Y	-	CoS remains core ER output.	Agreed	Ditto above	The SoA and associated requirements that are agreed between the Board and Brookfield are included in Volume 1 of the Contractor's Proposals in Contract Data Part 1.	Ditto above in relation to CoS	Agreed
NSGACL GENERIC WARD NCH	Y	-	CoS remains core ER output.	Agreed	Ditto above	The SoA and associated requirements that are agreed between the Board and Brookfield are included in Volume 1 of the Contractor's Proposals in Contract Data Part 1.	Ditto above in relation to CoS	Agreed
NSGACL Generic Wards NSG	Y	-	CoS remains core ER output.	Agreed	Ditto above	The SoA and associated requirements that are agreed between the Board and Brookfield are included in Volume 1 of the Contractor's Proposals in Contract Data Part 1.	Ditto above in relation to CoS	Agreed
NSGACL Haemato Oncology NSG	Y	-	CoS remains core ER output.	Agreed	Ditto above	The SoA and associated requirements that are agreed between the Board and Brookfield are included in Volume 1 of the Contractor's Proposals in Contract Data Part 1.	Ditto above in relation to CoS	Agreed
NSGACL Haemat-Oncology NCH	Y	-	CoS remains core ER output.	Agreed	Ditto above	The SoA and associated requirements that are agreed between the Board and Brookfield are included in Volume 1 of the Contractor's Proposals in Contract Data Part 1.	Ditto above in relation to CoS	Agreed
NSGACL HaN NCH	Y	-	CoS remains core ER output.	Agreed	Ditto above	The SoA and associated requirements that are agreed between the Board and Brookfield are included in Volume 1 of the Contractor's Proposals in Contract Data Part 1.	Ditto above in relation to CoS	Agreed
NSGACL Health Records NSG	Y	-	Remains output for Ers.	Agreed	Ditto above	The SoA and associated requirements that are agreed between the Board and Brookfield are included in Volume 1 of the Contractor's Proposals in Contract Data Part 1.	Ditto above in relation to CoS	Agreed
NSGACL Imaging NCH	Y	-	CoS remains core ER output.	Agreed	Ditto above	The SoA and associated requirements that are agreed between the Board and Brookfield are included in Volume 1 of the Contractor's Proposals in Contract Data Part 1.	Ditto above in relation to CoS	Agreed
NSGACL IMMUNOLOGY NCH	Y	-	CoS remains core ER output.	Agreed	Ditto above	The SoA and associated requirements that are agreed between the Board and Brookfield are included in Volume 1 of the Contractor's Proposals in Contract Data Part 1.	Ditto above in relation to CoS	Agreed
NSGACL Laboratory Medicine NSG	Y	-	CoS remains core ER output.	Agreed	Ditto above	The SoA and associated requirements that are agreed between the Board and Brookfield are included in Volume 1 of the Contractor's Proposals in Contract Data Part 1.	Ditto above in relation to CoS	Agreed
NSGACL Liaison Psychiatry NCH	Y	-	CoS remains core ER output.	Agreed	Ditto above	The SoA and associated requirements that are agreed between the Board and Brookfield are included in Volume 1 of the Contractor's Proposals in Contract Data Part 1.	Ditto above in relation to CoS	Agreed
NSGACL Mat_Neonate Psychology NCH	Y	-	CoS remains core ER output.	Agreed	Ditto above	The SoA and associated requirements that are agreed between the Board and Brookfield are included in Volume 1 of the Contractor's Proposals in Contract Data Part 1.	Ditto above in relation to CoS	Agreed
NSGACL Medical Day Unit NSG	Y	-	CoS remains core ER output.	Agreed	Ditto above	The SoA and associated requirements that are agreed between the Board and Brookfield are included in Volume 1 of the Contractor's Proposals in Contract Data Part 1.	Ditto above in relation to CoS	Agreed
NSGACL Medical Paediatric NCH	Y	-	CoS remains core ER output.	Agreed	Ditto above	The SoA and associated requirements that are agreed between the Board and Brookfield are included in Volume 1 of the Contractor's Proposals in Contract Data Part 1.	Ditto above in relation to CoS	Agreed
NSGACL METABOLIC MEDICINE NCH	Y	-	CoS remains core ER output.	Agreed	Ditto above	The SoA and associated requirements that are agreed between the Board and Brookfield are included in Volume 1 of the Contractor's Proposals in Contract Data Part 1.	Ditto above in relation to CoS	Agreed
NSGACL Neurology NCH	Y	-	CoS remains core ER output.	Agreed	Ditto above	The SoA and associated requirements that are agreed between the Board and Brookfield are included in Volume 1 of the Contractor's Proposals in Contract Data Part 1.	Ditto above in relation to CoS	Agreed
NSGACL Neurology NCH	Y	-	CoS remains core ER output.	Agreed	Ditto above	The SoA and associated requirements that are agreed between the Board and Brookfield are included in Volume 1 of the Contractor's Proposals in Contract Data Part 1.	Ditto above in relation to CoS	Agreed
NSGACL Neurophysiology NCH	Y	-	CoS remains core ER output.	Agreed	Ditto above	The SoA and associated requirements that are agreed between the Board and Brookfield are included in Volume 1 of the Contractor's Proposals in Contract Data Part 1.	Ditto above in relation to CoS	Agreed
NSGACL Neurophysiology NCH	Y	-	CoS remains core ER output.	Agreed	Ditto above	The SoA and associated requirements that are agreed between the Board and Brookfield are included in Volume 1 of the Contractor's Proposals in Contract Data Part 1.	Ditto above in relation to CoS	Agreed
NSGACL NEUROSURGRY NCH	Y	-	CoS remains core ER output.	Agreed	Ditto above	The SoA and associated requirements that are agreed between the Board and Brookfield are included in Volume 1 of the Contractor's Proposals in Contract Data Part 1.	Ditto above in relation to CoS	Agreed

VOLUME 2.1

NSGACL Nuclear Medicine NSG	Y	-	CoS remains core ER output.	Agreed	Ditto above	The SoA and associated requirements that are agreed between the Board and Brookfield are included in Volume 1 of the Contractor's Proposals in Contract Data Part 1.	Ditto above in relation to CoS	Agreed
NSGACL OCCUPATIONAL THERAPY NCH	Y	-	CoS remains core ER output.	Agreed	Ditto above	The SoA and associated requirements that are agreed between the Board and Brookfield are included in Volume 1 of the Contractor's Proposals in Contract Data Part 1.	Ditto above in relation to CoS	Agreed
NSGACL Operational Procedure Domestic Services NSG	Y	-	Remains output for Ers.	Agreed	Ditto above	The SoA and associated requirements that are agreed between the Board and Brookfield are included in Volume 1 of the Contractor's Proposals in Contract Data Part 1.	Ditto above in relation to CoS	Agreed
NSGACL Operational Procedure Linen NSG	Y	-	Remains output for Ers.	Agreed	Ditto above	The SoA and associated requirements that are agreed between the Board and Brookfield are included in Volume 1 of the Contractor's Proposals in Contract Data Part 1.	Ditto above in relation to CoS	Agreed
NSGACL Operational Procedure Portering NSG	Y	-	Remains output for Ers.	Agreed	Ditto above	The SoA and associated requirements that are agreed between the Board and Brookfield are included in Volume 1 of the Contractor's Proposals in Contract Data Part 1.	Ditto above in relation to CoS	Agreed
NSGACL Operational Procedure Waste NSG	Y	-	Remains output for Ers.	Agreed	Ditto above	The SoA and associated requirements that are agreed between the Board and Brookfield are included in Volume 1 of the Contractor's Proposals in Contract Data Part 1.	Ditto above in relation to CoS	Agreed
NSGACL Ophthalmology NCH	Y	-	CoS remains core ER output.	Agreed	Ditto above	The SoA and associated requirements that are agreed between the Board and Brookfield are included in Volume 1 of the Contractor's Proposals in Contract Data Part 1.	Ditto above in relation to CoS	Agreed
NSGACL Ophthalmology NCH	Y	-	CoS remains core ER output.	Agreed	Ditto above	The SoA and associated requirements that are agreed between the Board and Brookfield are included in Volume 1 of the Contractor's Proposals in Contract Data Part 1.	Ditto above in relation to CoS	Agreed
NSGACL Ophthalmology NSG	Y	-	CoS remains core ER output.	Agreed	Ditto above	The SoA and associated requirements that are agreed between the Board and Brookfield are included in Volume 1 of the Contractor's Proposals in Contract Data Part 1.	Ditto above in relation to CoS	Agreed
NSGACL Ophthalmology NSG	Y	-	CoS remains core ER output.	Agreed	Ditto above	The SoA and associated requirements that are agreed between the Board and Brookfield are included in Volume 1 of the Contractor's Proposals in Contract Data Part 1.	Ditto above in relation to CoS	Agreed
NSGACL Orthopaedic NCH	Y	-	CoS remains core ER output.	Agreed	Ditto above	The SoA and associated requirements that are agreed between the Board and Brookfield are included in Volume 1 of the Contractor's Proposals in Contract Data Part 1.	Ditto above in relation to CoS	Agreed
NSGACL Orthopaedic NCH	Y	-	CoS remains core ER output.	Agreed	Ditto above	The SoA and associated requirements that are agreed between the Board and Brookfield are included in Volume 1 of the Contractor's Proposals in Contract Data Part 1.	Ditto above in relation to CoS	Agreed
NSGACL Orthopaedics NSG	Y	-	CoS remains core ER output.	Agreed	Ditto above	The SoA and associated requirements that are agreed between the Board and Brookfield are included in Volume 1 of the Contractor's Proposals in Contract Data Part 1.	Ditto above in relation to CoS	Agreed
NSGACL Orthopaedics NSG	Y	-	CoS remains core ER output.	Agreed	Ditto above	The SoA and associated requirements that are agreed between the Board and Brookfield are included in Volume 1 of the Contractor's Proposals in Contract Data Part 1.	Ditto above in relation to CoS	Agreed
NSGACL Orthotics NCH	Y	-	CoS remains core ER output.	Agreed	Ditto above	The SoA and associated requirements that are agreed between the Board and Brookfield are included in Volume 1 of the Contractor's Proposals in Contract Data Part 1.	Ditto above in relation to CoS	Agreed
NSGACL Orthotics NCH	Y	-	CoS remains core ER output.	Agreed	Ditto above	The SoA and associated requirements that are agreed between the Board and Brookfield are included in Volume 1 of the Contractor's Proposals in Contract Data Part 1.	Ditto above in relation to CoS	Agreed
NSGACL OT Orthotics NSG	Y	-	CoS remains core ER output.	Agreed	Ditto above	The SoA and associated requirements that are agreed between the Board and Brookfield are included in Volume 1 of the Contractor's Proposals in Contract Data Part 1.	Ditto above in relation to CoS	Agreed
NSGACL Out of Hours NSG	Y	-	CoS remains core ER output.	Agreed	Ditto above	The SoA and associated requirements that are agreed between the Board and Brookfield are included in Volume 1 of the Contractor's Proposals in Contract Data Part 1.	Ditto above in relation to CoS	Agreed
NSGACL OUTPATIENTS DEPARTMENT NCH	Y	-	CoS remains core ER output.	Agreed	Ditto above	The SoA and associated requirements that are agreed between the Board and Brookfield are included in Volume 1 of the Contractor's Proposals in Contract Data Part 1.	Ditto above in relation to CoS	Agreed
NSGACL Pain NCH	Y	-	CoS remains core ER output.	Agreed	Ditto above	The SoA and associated requirements that are agreed between the Board and Brookfield are included in Volume 1 of the Contractor's Proposals in Contract Data Part 1.	Ditto above in relation to CoS	Agreed
NSGACL Pain NCH	Y	-	CoS remains core ER output.	Agreed	Ditto above	The SoA and associated requirements that are agreed between the Board and Brookfield are included in Volume 1 of the Contractor's Proposals in Contract Data Part 1.	Ditto above in relation to CoS	Agreed
NSGACL Physiotherapy NCH	Y	-	CoS remains core ER output.	Agreed	Ditto above	The SoA and associated requirements that are agreed between the Board and Brookfield are included in Volume 1 of the Contractor's Proposals in Contract Data Part 1.	Ditto above in relation to CoS	Agreed
NSGACL Physiotherapy NCH	Y	-	CoS remains core ER output.	Agreed	Ditto above	The SoA and associated requirements that are agreed between the Board and Brookfield are included in Volume 1 of the Contractor's Proposals in Contract Data Part 1.	Ditto above in relation to CoS	Agreed
NSGACL Physiotherapy NSG	Y	-	CoS remains core ER output.	Agreed	Ditto above	The SoA and associated requirements that are agreed between the Board and Brookfield are included in Volume 1 of the Contractor's Proposals in Contract Data Part 1.	Ditto above in relation to CoS	Agreed
NSGACL PICU NCH	Y	-	CoS remains core ER output.	Agreed	Ditto above	The SoA and associated requirements that are agreed between the Board and Brookfield are included in Volume 1 of the Contractor's Proposals in Contract Data Part 1.	Ditto above in relation to CoS	Agreed

VOLUME 2.1

NSGACL PICU NCH	Y	-	CoS remains core ER output.	Agreed	Ditto above	The SoA and associated requirements that are agreed between the Board and Brookfield are included in Volume 1 of the Contractor's Proposals in Contract Data Part 1.	Ditto above in relation to CoS	Agreed
NSGACL PLASTICS NCH	Y	-	CoS remains core ER output.	Agreed	Ditto above	The SoA and associated requirements that are agreed between the Board and Brookfield are included in Volume 1 of the Contractor's Proposals in Contract Data Part 1.	Ditto above in relation to CoS	Agreed
NSGACL Play Service NCH	Y	-	CoS remains core ER output.	Agreed	Ditto above	The SoA and associated requirements that are agreed between the Board and Brookfield are included in Volume 1 of the Contractor's Proposals in Contract Data Part 1.	Ditto above in relation to CoS	Agreed
NSGACL Play Service NCH	Y	-	CoS remains core ER output.	Agreed	Ditto above	The SoA and associated requirements that are agreed between the Board and Brookfield are included in Volume 1 of the Contractor's Proposals in Contract Data Part 1.	Ditto above in relation to CoS	Agreed
NSGACL Psychiatric Inpatients NCH	Y	-	CoS remains core ER output.	Agreed	Ditto above	The SoA and associated requirements that are agreed between the Board and Brookfield are included in Volume 1 of the Contractor's Proposals in Contract Data Part 1.	Ditto above in relation to CoS	Agreed
NSGACL Psychiatric Inpatients NCH	Y	-	CoS remains core ER output.	Agreed	Ditto above	The SoA and associated requirements that are agreed between the Board and Brookfield are included in Volume 1 of the Contractor's Proposals in Contract Data Part 1.	Ditto above in relation to CoS	Agreed
NSGACL Radiology NSG	Y	-	CoS remains core ER output.	Agreed	Ditto above	The SoA and associated requirements that are agreed between the Board and Brookfield are included in Volume 1 of the Contractor's Proposals in Contract Data Part 1.	Ditto above in relation to CoS	Agreed
NSGACL Renal Dialysis NSG	Y	-	CoS remains core ER output.	Agreed	Ditto above	The SoA and associated requirements that are agreed between the Board and Brookfield are included in Volume 1 of the Contractor's Proposals in Contract Data Part 1.	Ditto above in relation to CoS	Agreed
NSGACL Renal NCH	Y	-	CoS remains core ER output.	Agreed	Ditto above	The SoA and associated requirements that are agreed between the Board and Brookfield are included in Volume 1 of the Contractor's Proposals in Contract Data Part 1.	Ditto above in relation to CoS	Agreed
NSGACL Renal NCH	Y	-	CoS remains core ER output.	Agreed	Ditto above	The SoA and associated requirements that are agreed between the Board and Brookfield are included in Volume 1 of the Contractor's Proposals in Contract Data Part 1.	Ditto above in relation to CoS	Agreed
NSGACL Renal NSG	Y	-	CoS remains core ER output.	Agreed	Ditto above	The SoA and associated requirements that are agreed between the Board and Brookfield are included in Volume 1 of the Contractor's Proposals in Contract Data Part 1.	Ditto above in relation to CoS	Agreed
NSGACL RESPIRATORY NCH	Y	-	CoS remains core ER output.	Agreed	Ditto above	The SoA and associated requirements that are agreed between the Board and Brookfield are included in Volume 1 of the Contractor's Proposals in Contract Data Part 1.	Ditto above in relation to CoS	Agreed
NSGACL Respiratory NSG	Y	-	CoS remains core ER output.	Agreed	Ditto above	The SoA and associated requirements that are agreed between the Board and Brookfield are included in Volume 1 of the Contractor's Proposals in Contract Data Part 1.	Ditto above in relation to CoS	Agreed
NSGACL Rheumatology NCH	Y	-	CoS remains core ER output.	Agreed	Ditto above	The SoA and associated requirements that are agreed between the Board and Brookfield are included in Volume 1 of the Contractor's Proposals in Contract Data Part 1.	Ditto above in relation to CoS	Agreed
NSGACL Rheumatology NCH	Y	-	CoS remains core ER output.	Agreed	Ditto above	The SoA and associated requirements that are agreed between the Board and Brookfield are included in Volume 1 of the Contractor's Proposals in Contract Data Part 1.	Ditto above in relation to CoS	Agreed
NSGACL Rheumatology NSG	Y	-	CoS remains core ER output.	Agreed	Ditto above	The SoA and associated requirements that are agreed between the Board and Brookfield are included in Volume 1 of the Contractor's Proposals in Contract Data Part 1.	Ditto above in relation to CoS	Agreed
NSGACL SPEECH AND LANGUAGE THERAPY NCH	Y	-	CoS remains core ER output.	Agreed	Ditto above	The SoA and associated requirements that are agreed between the Board and Brookfield are included in Volume 1 of the Contractor's Proposals in Contract Data Part 1.	Ditto above in relation to CoS	Agreed
NSGACL Speech Language Therapy NSG	Y	-	CoS remains core ER output.	Agreed	Ditto above	The SoA and associated requirements that are agreed between the Board and Brookfield are included in Volume 1 of the Contractor's Proposals in Contract Data Part 1.	Ditto above in relation to CoS	Agreed
NSGACL Stroke NSG	Y	-	CoS remains core ER output.	Agreed	Ditto above	The SoA and associated requirements that are agreed between the Board and Brookfield are included in Volume 1 of the Contractor's Proposals in Contract Data Part 1.	Ditto above in relation to CoS	Agreed
NSGACL THEATRES NCH	Y	-	CoS remains core ER output.	Agreed	Ditto above	The SoA and associated requirements that are agreed between the Board and Brookfield are included in Volume 1 of the Contractor's Proposals in Contract Data Part 1.	Ditto above in relation to CoS	Agreed
NSGACL Theatres NSG	Y	-	CoS remains core ER output.	Agreed	Ditto above	The SoA and associated requirements that are agreed between the Board and Brookfield are included in Volume 1 of the Contractor's Proposals in Contract Data Part 1.	Ditto above in relation to CoS	Agreed
NSGACL TRANSPORT NCH	Y	-	CoS remains core ER output.	Agreed	Ditto above	The SoA and associated requirements that are agreed between the Board and Brookfield are included in Volume 1 of the Contractor's Proposals in Contract Data Part 1.	Ditto above in relation to CoS	Agreed
NSGACL Urology NSG	Y	-	CoS remains core ER output.	Agreed	Ditto above	The SoA and associated requirements that are agreed between the Board and Brookfield are included in Volume 1 of the Contractor's Proposals in Contract Data Part 1.	Ditto above in relation to CoS	Agreed
NSGACL Vascular NSG	Y	-	CoS remains core ER output.	Agreed	Ditto above	The SoA and associated requirements that are agreed between the Board and Brookfield are included in Volume 1 of the Contractor's Proposals in Contract Data Part 1.	Ditto above in relation to CoS	Agreed
NSGACL Schedule of Accommodation - Excel format - NCH	-	Omit	Superseded version	Agreed		Agreed	N/C	Agreed

VOLUME 2.1

NSGACL Schedule of Accommodation - Excel format - NSG	-	Omit	Superseded version	Agreed		Agreed	N/C	Agreed
NSGACL Schedule of Accommodation NCH	-	Omit	Superseded version	Agreed		Agreed	N/C	Agreed
NSGACL Schedule of Accommodation NSG	-	Omit	Superseded version	Agreed*		Agreed	N/C	Agreed
NSGACL D.1 Outline Planning Conditions	Y	-	Remains output for ERs.	Agreed*	*Planning risk is allowed within Brookfield submission although timing of response to Planning Submissions is a Board risk.	Timing of response from GCC outwith the statutory period in relation to the planning submission is a Board risk, this is dependant, however, upon the submission being correctly compiled and served by BE. That is, should a delay or cost arise due to an incorrectly compiled or served planning submission by BE that risk remains with BE.	2009 statement remains. Planning information is contained in Folder Y of the 2010 Instruction to Proceed Project Bible.	Agreed
NSGACL D.2 Planning Matrix	Y	-	Remains output for ERs.	Agreed*	*Planning risk is allowed within Brookfield submission although timing of response to Planning Submissions is a Board risk.	Per above with regard to planning risk.	2009 statement remains. Planning information is contained in Folder Y of the 2010 Instruction to Proceed Project Bible.	Agreed
NSGACL-Generic ADB Room Data Sheets	-	Omit	Superseded version	Agreed		Agreed	N/C	Agreed
NSGACL-Generic ADB Room Data Sheets	Y	-	Remains output for ERs.	Agreed		Agreed	ADB sheets are contained in Folder J1 of The 2010 Instruction to Proceed Project Bible. (to be read in conjunction with the Environmental Matrix plus the Environmental Matrix Report). Original 2009 ADBs to remain, to be updated and completed reflecting the Environmental Matrix + 1:50 process outcomes.	Agreed
NSGACL 1149-03A		Omit		Agreed	Exemplar Masterplan to be replaced with drawing log of BE Masterplan drawings	Agreed	N/C	Agreed
NSGACL - 3D Image 1 - View from new entrance boulevard	-	Omit	Superseded by bidder proposals.	Agreed	3Ds to be replaced by the following drawings;	Agreed	N/C	Agreed
NSGACL - 3D Image 2 - View of childrens entrance	-	Omit	Superseded by bidder proposals.	Agreed	NA-XX-XX-3D-251-001	Agreed	N/C	Agreed
NSGACL - 3D Image 3 - View of emergency entrances	-	Omit	Superseded by bidder proposals.	Agreed	NA-XX-XX-3D-251-002	Agreed	N/C	Agreed
NSGACL - 3D Image 4 - View of new tower across parkland	-	Omit	Superseded by bidder proposals.	Agreed	NA-XX-XX-3D-251-003	BE 'fly through' to be included also. Agreed as long as read in conjunction with all other specifications etc. Fly throughs are generally not measurable in terms of output	N/C	Agreed
					NA-XX-XX-3D-251-004	Agreed	Replaced by BCL information contained in Appendix K which is in Folder U of The 2010 Instruction to Proceed Bible.	Agreed
					NA-XX-XX-3D-251-005	Agreed	ditto	Agreed
					NA-XX-XX-3D-251-006	Agreed	ditto	Agreed
					NA-XX-XX-3D-251-007	Agreed	ditto	Agreed
					NA-XX-XX-3D-251-008	Agreed	ditto	Agreed
					NA-XX-XX-3D-251-009	Agreed	ditto	Agreed
					NA-XX-XX-3D-252-001	Agreed	ditto	Agreed
					NA-XX-XX-3D-252-002	Agreed	ditto	Agreed
					NA-XX-XX-3D-252-003	Agreed	ditto	Agreed
NSGACL PD-HLM-L(00)X-XX-002 - Proposed Site Plan	-	Omit	Superseded version	Agreed		Agreed	N/C	Agreed
NSGACL PD-HLM-L(00)X-XX-002 - Proposed Site Plan	-	Omit		Agreed	Exemplar Site Plan to be replaced with BE Proposed Site Plan	Agreed	Replaced by BCL information contained in Appendix K which is in Folder U of The 2010 Instruction to Proceed Bible.	Agreed
NSGACL App H -Board Exemplar Layouts 1 to 500 _Cover_	-	Omit		Agreed		Agreed	N/C	Agreed
NSGACL PD-HLM-L(00)00-x-XX-001-Dept Adj Level 0	-	Omit	Superseded version	Agreed		Agreed	N/C	Agreed
NSGACL PD-HLM-L(00)00-x-XX-001-Dept Adj Level 0	-	Omit		Agreed	To be replaced by BE 1:500 plans	Agreed		
					Replace with NA-XX-00-PL-252-010	Agreed	Replaced by BCL information contained in Appendix K which is in Folder U of The 2010 Instruction to Proceed Bible.	Agreed
NSGACL PD-HLM-L(00)-01-X-XX-001-Dept Adj Level -1	-	Omit	Superseded version	Agreed		Agreed		
NSGACL PD-HLM-L(00)-01-X-XX-001-Dept Adj Level -1	-	Omit		Agreed	To be replaced by BE 1:500 plans	Agreed		
					Replace with NA-XX-B1-PL-252-010	Agreed	Replaced by BCL information contained in Appendix K which is in Folder U of The 2010 Instruction to Proceed Bible.	Agreed
NSGACL PD-HLM-L(00)01-X-XX-001-Dept Adj Level 1	-	Omit	Superseded version	Agreed		Agreed	N/C	Agreed
NSGACL PD-HLM-L(00)01-X-XX-001-Dept Adj Level 1	-	Omit		Agreed	To be replaced by BE 1:500 plans	Agreed		
					Replace with NA-XX-01-PL-252-010	Agreed	Replaced by BCL information contained in Appendix K which is in Folder U of The 2010 Instruction to Proceed Bible.	Agreed
NSGACL PD-HLM-L(00)02-X-XX-001-Dept Adj Level 2	-	Omit	Superseded version	Agreed		Agreed	N/C	Agreed
NSGACL PD-HLM-L(00)02-X-XX-001-Dept Adj Level 2	-	Omit		Agreed	To be replaced by BE 1:500 plans	Agreed		
					Replace with NA-XX-02-PL-252-010	Agreed	Replaced by BCL information contained in Appendix K which is in Folder U of The 2010 Instruction to Proceed Bible.	Agreed
NSGACL PD-HLM-L(00)03-x-XX-001-Dept Adj Level 3	-	Omit	Superseded version	Agreed		Agreed	N/C	Agreed
NSGACL PD-HLM-L(00)03-x-XX-001-Dept Adj Level 3	-	Omit		Agreed	To be replaced by BE 1:500 plans	Agreed		
					Replace with NA-XX-03-PL-252-010	Agreed	Replaced by BCL information contained in Appendix K which is in Folder U of The 2010 Instruction to Proceed Bible.	Agreed
NSGACL PD-HLM-L(00)04-X-XX-001-Dept Adj Level 4	-	Omit	Superseded version	Agreed		Agreed	N/C	Agreed
NSGACL PD-HLM-L(00)04-X-XX-001-Dept Adj Level 4	-	Omit		Agreed	To be replaced by BE 1:500 plans	Agreed		
					Replace with NA-XX-04-PL-252-010	Agreed		
					Include NA-XX-05-PL-252-010	Agreed		
					Include NA-XX-06-PL-252-010	Agreed		
					Include NA-XX-07-PL-252-010	Agreed		
					Include NA-XX-08-PL-252-010	Agreed		

VOLUME 2.1

					Include NA-XX-09-PL-252-010	Agreed		
					Include NA-XX-10-PL-252-010	Agreed		
					Include NA-XX-11-PL-252-010	Agreed		
					Include NA-XX-12-PL-252-010	Agreed	Replaced by BCL information contained in Appendix K which is in Folder U of The 2010 Instruction to Proceed Bible.	
					Include NA-XX-13-PL-252-010	Agreed		
					Include NA-XX-14-PL-252-010	Agreed		Agreed
NSGACL-PD-HLM-L(00)00-X-OP-001 - Outpatient Adults Clinic Adj Level 0	-	Omit		Agreed		Agreed		
					To be replaced by BE 1:500 plans			
					Replace with NA-XX-00-PL-252-010	Agreed		
NSGACL-PD-HLM-L(00)01-X-OP-001 - Outpatient Adults Clinic Adj Level 1	-	Omit				Agreed		
				Agreed				
					To be replaced by BE 1:500 plans			
					Replace with NA-XX-01-PL-252-010	Agreed		
NSGACL-PD-HLM-L(00)02-X-OP-001 - Outpatient Adults Clinic Adj Level 2	-	Omit				Agreed		
				Agreed				
					To be replaced by BE 1:500 plans		Replaced by BCL information contained in Appendix K which is in Folder U of The 2010 Instruction to Proceed Bible (flow diagrams replaced by Appendix K 1:200s)	
					Replace with NA-XX-02-PL-252-010	Agreed		
2447 AL (00)22 Emergency Department flow diagram	-	Omit		Agreed		Agreed		
					Replace with NA-XX-00-PL-252-304			Agreed
2447 AL(00)20P - Theatre flow diagram	-	Omt				Replace with NA-XX-02-SKPL-252-200 subject to the attached commentary "4 Departments Drawing Note"		
				Agreed				
2447 AL(00)23 Radiology flow diagram	-	Omit				Agreed		
				Agreed				
					Replace with NA-XX-00-PL-252-308			
					Replace with NA-XX-01-PL-252-308	Agreed		
NSGACL - PD-HLM-L(00)00-X-AA-001 - Acute Assessment Adults	-	Omit	Superseded version			Agreed		
				Agreed				
NSGACL - PD-HLM-L(00)00-X-AA-001 - Acute Assessment Adults	-	Omit	Superseded version			Agreed		
				Agreed				
NSGACL - PD-HLM-L(00)00-X-AA-001 - Acute Assessment Adults	-	Omt				Replace with NA-XX-00-SKPL-252-106 subject to the attached commentary "4 Departments Drawing Note"		
				Agreed				
NSGACL - PD-HLM-L(00)00-X-ED-001 - Emergency Department Adults	-	Omit	Superseded version			Agreed	Replaced by BCL information contained in Appendix K which is in Folder U of The 2010 Instruction to Proceed Bible.	
				Agreed				Agreed
NSGACL - PD-HLM-L(00)00-X-ED-001 - Emergency Department Adults	-	Omit	Superseded version			Agreed		
				Agreed				
NSGACL - PD-HLM-L(00)00-X-ED-001 - Emergency Department Adults	-	Omit				Agreed		
				Agreed	Replace with NA-XX-00-PL-252-205			
NSGACL - PD-HLM-L(00)00-X-RA-001 - Radiology Adults	-	Omit	Superseded version			Agreed		
				Agreed				
NSGACL - PD-HLM-L(00)00-X-RA-001 - Radiology Adults	-	Omit	Superseded version			Agreed		
				Agreed				
NSGACL - PD-HLM-L(00)00-X-RA-001 - Radiology Adults	-	Omit				Agreed		
				Agreed	Replace with NA-XX-00-PL-252-207			
NSGACL - PD-HLM-L(00)01-X-CC-001 - Critical Care Facility Adults	-	Omit	Superseded version			Agreed		
				Agreed			Replaced by BCL information contained in Appendix K which is in Folder U of The 2010 Instruction to Proceed Bible.	
NSGACL - PD-HLM-L(00)01-X-CC-001 - Critical Care Facility Adults	-	Omit	Superseded version			Agreed		
				Agreed				Agreed
NSGACL - PD-HLM-L(00)01-X-CC-001 - Critical Care Facility Adults	-	Omt				Replace with NA-XX-01-SKPL-252-104&105 subject to the attached commentary "4 Departments Drawing Note"		
				Agreed				
NSGACL - PD-HLM-L(00)01-X-RA-001 - Radiology Adults	-	Omit	Superseded version			Agreed		
				Agreed				
NSGACL - PD-HLM-L(00)01-X-RA-001 - Radiology Adults	-	Omit	Superseded version			Agreed		
				Agreed				
NSGACL - PD-HLM-L(00)01-X-RA-001 - Radiology Adults	-	Omit				Agreed		
				Agreed	Replace with NA-XX-01-PL-252-207			
NSGACL - PD-HLM-L(00)04-X-WA-001 - Generic Ward Floor (Adults)	-	Omit	Superseded version			Agreed		
				Agreed				
NSGACL - PD-HLM-L(00)04-X-WA-001 - Generic Ward Floor (Adults)	-	Omit	Superseded version			Agreed		
				Agreed				
NSGACL - PD-HLM-L(00)04-X-WA-001 - Generic Ward Floor (Adults)	-	Omit				Agreed		
				Agreed	Replace with NA-XX-05-PL-252-201			
NSGACL-PD-BMJ-L(00)00-X-ED-001 - Emergency Department Childrens	-	Omit				Agreed	Replaced by BCL information contained in Appendix K which is in Folder U of The 2010 Instruction to Proceed Bible.	
				Agreed	Replace with NA-XX-00-PL-252-204			Agreed
NSGACL-PD-BMJ-L(00)00-X-OW-001 - Observation Ward Childrens	-	Omit				Agreed		
				Agreed	Replace with NA-XX-00-PL-252-203			
NSGACL-PD-HLM-L(00)00-X-AA-002 - Acute Assessment (adult) Flow	-	Omt				Replace with NA-XX-00-SKPL-252-106 subject to the attached commentary "4 Departments Drawing Note"		
				Agreed				
NSGACL-PD-HLM-L(00)00-X-ED-002 - Emergency Department Adult Flow Diagram	-	Omit				Agreed		
				Agreed	Replace with NA-XX-00-PL-252-305			
NSGACL-PD-HLM-L(00)00-X-OP-002 - Outpatient (adults) Flow	-	Omit				Agreed		
				Agreed				
NSGACL-PD-HLM-L(00)00-X-RA-002 - Radiology (adult) Flow	-	Omit				Agreed		
				Agreed	Replace with NA-XX-00-PL-252-307			
NSGACL-PD-HLM-L(00)01-X-CC-002 - Critical Care Facility (adult) Flow	-	Omt				Replace with NA-XX-01-SKPL-252-104&105 subject to the attached commentary "4 Departments Drawing Note"		
				Agreed				
NSGACL-PD-HLM-L(00)01-X-OP-002 - Outpatients (Adults) Flow	-	Omit				Replace with NA-XX-00-PL-252-A309 and A309(2)	Replaced by BCL information contained in Appendix K which is in Folder U of The 2010 Instruction to Proceed Bible.	
				Agreed				Agreed
NSGACL-PD-HLM-L(00)01-X-RA-002 - Radiology (adult) Flow	-	Omit				Agreed		
				Agreed	Replace with NA-XX-01-PL-252-307			
NSGACL-PD-HLM-L(00)02-X-OP-002 - Outpatient (adults) Flow	-	Omit				Agreed		
				Agreed				
NSGACL-PD-HLM-L(00)02-X-OT-002 - Operating Theatres (adult) Flow	-	Omit				Agreed		
				Agreed	Omit - superseded by rev 2 below			
NSGACL-PD-HLM-L(00)02-X-OT-002 - Operating Theatres (adult) Flow	-	Omt				Replace with NA-XX-02-SKPL-252-200 subject to the attached commentary "4 Departments Drawing Note"		
				Agreed				
NSGACL-PD-HLM-L(00)04-X-WA-002 - Generic Ward (adult) Flow	-	Omit				Agreed		
				Agreed	Replace with NA-XX-05-PL-252-301			
NSGACL - PD-HLM-L(00)02-X-OT-001 - Operating Theatres Adults	-	Omt				Replace with NA-XX-02-SKPL-252-200 subject to the attached commentary "4 Departments Drawing Note"	Replaced by BCL information contained in Appendix K which is in Folder U of The 2010 Instruction to Proceed Bible.	
				Agreed				Agreed
NSGACL-Generic ADB Room Layouts	-	Omit	Tbc - addressed under drawings listing to be issued to Brookfield			Agreed		
				Agreed	Replace with the following:			
					Refer to NA-XX-XX-AS-400-000	Agreed		
					Refer to NA-XX-XX-AS-400-001	Agreed		
					Refer to NA-XX-XX-AS-400-002	Agreed		
					Refer to NA-XX-XX-AS-400-003	Agreed		
					Refer to NA-XX-XX-AS-400-004	Agreed		

VOLUME 2.1

					Refer to NA-XX-XX-AS-400-005	Agreed		
					Refer to NA-XX-XX-AS-400-006	Agreed		
					Refer to NA-XX-XX-AS-400-007	Agreed		
					Refer to NA-XX-XX-AS-400-008	Agreed		
					Refer to NA-XX-XX-AS-400-009	Agreed		
					Refer to NA-XX-XX-AS-400-010	Agreed		
					Refer to NA-XX-XX-AS-400-011	Agreed		
					Refer to NA-XX-XX-AS-400-012	Agreed	Replaced by 1:50 layouts contained in Folder J1 of The 2010 Instruction to Proceed Project Bible.	Agreed
					Refer to NA-XX-XX-AS-400-013	Agreed		
					Refer to NA-XX-XX-AS-400-014	Agreed		
					Refer to NA-XX-XX-AS-400-016	Agreed		
					Refer to NA-XX-XX-AS-400-017	Agreed		
					Refer to NA-XX-XX-AS-400-018	Agreed		
					Refer to NA-XX-XX-AS-400-019.1	Agreed		
					Refer to NA-XX-XX-AS-400-019.2	Agreed		
					Refer to NA-XX-XX-AS-400-019.3	Agreed		
					Refer to NA-XX-XX-AS-400-019.4	Agreed		
					Refer to NA-XX-XX-AS-400-020	Agreed		
					Refer to NA-XX-XX-AS-400-021	Agreed		
					Refer to NA-XX-XX-AS-400-022	Agreed		
					Refer to NA-XX-XX-AS-400-023	Agreed		
					Refer to NA-XX-XX-AS-400-024	Agreed		
					Refer to NA-XX-XX-AS-400-025	Agreed		
					Refer to NA-XX-XX-AS-400-026	Agreed		
					Refer to NA-XX-XX-AS-400-027	Agreed		
					Refer to NA-XX-XX-AS-400-028	Agreed		
					Refer to NA-XX-XX-AS-400-029	Agreed		
					Refer to NA-XX-XX-AS-400-030	Agreed		
					Refer to NA-XX-XX-AS-400-031	Agreed		
					Refer to NA-XX-XX-AS-400-032	Agreed		
					Refer to NA-XX-XX-AS-400-033	Agreed		
					Refer to NA-XX-XX-AS-400-034	Agreed		
					Refer to NA-XX-XX-AS-400-035	Agreed	Replaced by 1:50 layouts contained in Folder J1 of The 2010 Instruction to Proceed Project Bible.	Agreed
					Refer to NA-XX-XX-AS-400-036	Agreed		
					Refer to NA-XX-XX-AS-400-037	Agreed		
					Refer to NA-XX-XX-AS-400-038	Agreed		
					Refer to NA-XX-XX-AS-400-039	Agreed		
					Refer to NA-XX-XX-AS-400-040	Agreed		
					Refer to NA-XX-XX-AS-400-041	Agreed		
					Refer to NA-XX-XX-AS-400-042	Agreed		
					Refer to NA-XX-XX-AS-400-043	Agreed		
					Refer to NA-XX-XX-AS-400-044	Agreed		
					Refer to NA-XX-XX-AS-400-045	Agreed		
					Refer to NA-XX-XX-AS-400-046	Agreed		
					Refer to NA-XX-XX-AS-400-047	Agreed		
					Refer to NA-XX-XX-AS-400-048	Agreed		
					Refer to NA-XX-XX-AS-400-049	Agreed		
					Refer to NA-XX-XX-AS-400-050	Agreed		
					Refer to NA-XX-XX-AS-400-051	Agreed		
					Refer to NA-XX-XX-AS-400-052	Agreed		
					Refer to NA-XX-XX-AS-400-053	Agreed		
					Refer to NA-XX-XX-AS-400-054	Agreed		
					Refer to NA-XX-XX-AS-400-055	Agreed		
					Refer to NA-XX-XX-AS-400-056	Agreed		
					Refer to NA-XX-XX-AS-400-057	Agreed		
					Refer to NA-XX-XX-AS-400-058	Agreed		
					Refer to NA-XX-XX-AS-400-059	Agreed	Replaced by 1:50 layouts contained in Folder J1 of The 2010 Instruction to Proceed Project Bible.	Agreed
					Refer to NA-XX-XX-AS-400-060	Agreed		
					Refer to NA-XX-XX-AS-400-061	Agreed		
					Refer to NA-XX-XX-AS-400-062	Agreed		
					Refer to NA-XX-XX-AS-400-063	Agreed		
					Refer to NA-XX-XX-AS-400-064	Agreed		
					Refer to NA-XX-XX-AS-400-065	Agreed		
					Refer to NA-XX-XX-AS-400-066	Agreed		
					Refer to NA-XX-XX-AS-400-067	Agreed		
					Refer to NA-XX-XX-AS-400-068	Agreed		
					Refer to NA-XX-XX-AS-400-069	Agreed		
					Refer to NA-XX-XX-AS-400-070	Agreed		
					Refer to NA-XX-XX-AS-400-071	Agreed		
					Refer to NA-XX-XX-AS-400-072.1	Agreed		
					Refer to NA-XX-XX-AS-400-072.2	Agreed		
					Refer to NA-XX-XX-AS-400-072.3	Agreed		
					Refer to NA-XX-XX-AS-400-073	Agreed		
					Refer to NA-XX-XX-AS-400-074	Agreed	Replaced by 1:50 layouts contained in Folder J1 of The 2010 Instruction to Proceed Project Bible.	Agreed
					Refer to NA-XX-XX-AS-400-075	Agreed		
					Refer to NA-XX-XX-AS-400-076	Agreed		
NSGACL Appendix K - Design Development	-	Omit	Superseded by updated version (see Volume 4 tab)	Agreed		Agreed	Appendix K is contained in Folders U, V and W of The 2010 Instruction to Proceed Project Bible.	Agreed
NSGACL 5001	-	Omit	Superseded version	Agreed		Agreed	N/C	Agreed
NSGACL 5001	-	Omit	Superseded version	Agreed		Agreed	N/C	Agreed
NSGACL 5001	-	Omit	Tbc - addressed under drawings listing to be issued to Brookfield	Agreed	Replaced with WSP drawing CD-WS-00-PL-711-01	Agreed	2009 information remains, except where superseded by information contained in Appendix K (found in Folder W of The 2010 Instruction to Proceed Project Bible) which demonstrates the current status of design development of the Contractor's Proposals in this regard.	Agreed
NSGACL 5001 PDF	-	Omit	Tbc - addressed under drawings listing to be issued to Brookfield	Agreed	Replaced with WSP drawing CD-WS-00-PL-711-01	Agreed	2009 information remains, except where superseded by information contained in Appendix K (found in Folder W of The 2010 Instruction to Proceed Project Bible) which demonstrates the current status of design development of the Contractor's Proposals in this regard.	Agreed
NSGACL 5002	-	Omit	Superseded version	Agreed		Agreed	N/C	Agreed

VOLUME 2.1

NSGACL 5002	-	Omit	Superseded version	Agreed		Agreed	N/C	Agreed
NSGACL 5002	-	Omit		Agreed	Replaced with WSP drawing CD-WS-00-PL-711-01	Agreed	2009 information remains, except where superseded by information contained in Appendix K (found in Folder W of The 2010 Instruction to Proceed Project Bible) which demonstrates the current status of design development of the Contractor's Proposals in this regard.	Agreed
NSGACL 5002 PDF	-	Omit		Agreed	Repeat of above	Agreed	ditto above	Agreed
NSGACL GLRP0012 Substructure Options Report	-	Omit	Tbc - addressed under drawings listing to be issued to Brookfield	Agreed	Omit	Agreed	N/C	Agreed
NSGACL NHS Greater Glasgow & Clyde - NSGH Drainage Strategy Report	-	Omit	Superseded version	Agreed		Agreed	N/C	Agreed
NSGACL NHS Greater Glasgow & Clyde - NSGH Drainage Strategy Report	Y	-		Agreed*	Report still relevant and should be read in conjunction with WSP drainage drawings - CD-P1-00-PL-140-01 to 013	Agreed	2009 information remains, except where superseded by information contained in Appendix K (found in Folder W of The 2010 Instruction to Proceed Project Bible) which demonstrates the current status of design development of the Contractor's Proposals in this regard.	Agreed
Scottish Water DIA Response Letter 090609	Y	-	Tbc - addressed under drawings listing to be issued to Brookfield	Agreed*	*Correspondence still relevant and should be read in conjunction with WSP draiange drawings - CD-P1-00-PL-140-01 to 013	Agreed	2009 information remains, except where superseded by information contained in Appendix K (found in Folder W of The 2010 Instruction to Proceed Project Bible) which demonstrates the current status of design development of the Contractor's Proposals in this regard.	Agreed
sk-0200	-	Omit		Agreed		Agreed	N/C	Agreed
sk-0201	-	Omit		Agreed		Agreed	N/C	Agreed
NSGACL Adult Isolation Rooms	-	Omit	Superseded version	Agreed		Agreed	N/C	Agreed
NSGACL Update - Infection Control Feedback NSG	Y	-	Remains output for Ers.	Agreed		Agreed	Remains ER output unless an agreed adjustment is illustrated on 1:200 or 1:50 drawings (located in Folder U of The 2010 Instruction to Proceed Project Bible).	Agreed
NSGACL G1274_E(60)01-A1	Y	-		Agreed	To be reviewed at M&E meeting to be arranged	Board written and drawn M&E ERs to remain, to be read with agreed M&E Clarifications Log contained in Contract Data Part 1.	For the avoidance of doubt, the Board written and drawn M&E ERs to remain the output to be met by the BCL design, to be read with the agreed 'The M&E Clarification Log (2010 ItP) - FINAL' found in folder B1 of 'The 2010 Instruction to Proceed Project Bible' and 'The 2010 Instruction to Proceed Log - FINAL' found in folder S of 'The 2010 Instruction to Proceed Project Bible'. The current status of design development of the Contractor's Proposals is contained in Folder V of 'The Instruction to Proceed Project Bible'.	Agreed
NSGACL G1274_E(60)02-A1	Y	-		Agreed	Ditto above	Board written and drawn M&E ERs to remain, to be read with agreed M&E Clarifications Log contained in Contract Data Part 1.	Ditto above	Agreed
NSGACL G1274_E(67)01-A1	Y	-		Agreed	Ditto above	Board written and drawn M&E ERs to remain, to be read with agreed M&E Clarifications Log contained in Contract Data Part 1.	Ditto above	Agreed
NSGACL G1274_E(68)01-A0	Y	-		Agreed	Ditto above	Board written and drawn M&E ERs to remain, to be read with agreed M&E Clarifications Log contained in Contract Data Part 1.	Ditto above	Agreed
NSGACL G1274_E(68)02-A1	Y	-		Agreed	Ditto above	Board written and drawn M&E ERs to remain, to be read with agreed M&E Clarifications Log contained in Contract Data Part 1.	Ditto above	Agreed
NSGACL G1274_E(68)03-A1	Y	-		Agreed	Ditto above	Board written and drawn M&E ERs to remain, to be read with agreed M&E Clarifications Log contained in Contract Data Part 1.	Ditto above	Agreed
NSGACL G1274_M(54)01-A1	Y	-		Agreed	Ditto above	Board written and drawn M&E ERs to remain, to be read with agreed M&E Clarifications Log contained in Contract Data Part 1.	Ditto above	Agreed
NSGACL G1274_M(54)02-A3	Y	-		Agreed	Ditto above	Board written and drawn M&E ERs to remain, to be read with agreed M&E Clarifications Log contained in Contract Data Part 1.	Ditto above	Agreed
NSGACL G1274_M(55)01-A1	Y	-		Agreed	Ditto above	Board written and drawn M&E ERs to remain, to be read with agreed M&E Clarifications Log contained in Contract Data Part 1.	Ditto above	Agreed
NSGACL-Appendix M&E1	Y	-	Remains output for ERs.	Agreed	Derogations to be agreed against these	Board written and drawn M&E ERs to remain, to be read with agreed M&E Clarifications Log contained in Contract Data Part 1.	Ditto above	Agreed
NSGACL-Appendix M&E2	Y	-	Remains output for ERs.	Agreed	Ditto above	Board written and drawn M&E ERs to remain, to be read with agreed M&E Clarifications Log contained in Contract Data Part 1.	Ditto above	Agreed
NSGACL-Appendix M&E3	Y	-	Remains output for ERs.	Agreed	Ditto above	Board written and drawn M&E ERs to remain, to be read with agreed M&E Clarifications Log contained in Contract Data Part 1.	Ditto above	Agreed
NSGACL-Appendix M&E4	Y	-	Remains output for ERs.	Agreed	Ditto above	Board written and drawn M&E ERs to remain, to be read with agreed M&E Clarifications Log contained in Contract Data Part 1.	Ditto above	Agreed
NSGACL-Appendix M&E5	Y	-	Remains output for ERs.	Agreed	Ditto above	Board written and drawn M&E ERs to remain, to be read with agreed M&E Clarifications Log contained in Contract Data Part 1.	Ditto above	Agreed
NSGACL-Appendix M&E6	Y	-	Remains output for ERs.	Agreed	Ditto above	Board written and drawn M&E ERs to remain, to be read with agreed M&E Clarifications Log contained in Contract Data Part 1.	Ditto above	Agreed
NSGACL-Appendix M&E7	Y	-	Remains output for ERs.	Agreed	Ditto above	Board written and drawn M&E ERs to remain, to be read with agreed M&E Clarifications Log contained in Contract Data Part 1.	Ditto above	Agreed

VOLUME 2.1

NSGACL-G1274_M(56)01-A1	Y	-		Agreed	To be reviewed at M&E meeting to be arranged	Board written and drawn M&E ERs to remain, to be read with agreed M&E Clarifications Log contained in Contract Data Part 1.	Ditto above	Agreed
NSGACL-G1274_M(56)02-A0	Y	-		Agreed	Ditto above	Board written and drawn M&E ERs to remain, to be read with agreed M&E Clarifications Log contained in Contract Data Part 1.	Ditto above	Agreed
NSGACL-G1274_M(56)03-A0	Y	-		Agreed	Ditto above	Board written and drawn M&E ERs to remain, to be read with agreed M&E Clarifications Log contained in Contract Data Part 1.	Ditto above	Agreed
NSGACL-G1274_M(57)01-A3	Y	-		Agreed	Ditto above	Board written and drawn M&E ERs to remain, to be read with agreed M&E Clarifications Log contained in Contract Data Part 1.	Ditto above	Agreed
NSGACL-G1274_M(57)02-A4	Y	-		Agreed	Ditto above	Board written and drawn M&E ERs to remain, to be read with agreed M&E Clarifications Log contained in Contract Data Part 1.	Ditto above	Agreed
NSGACL-G1274_M(57)03-A1	Y	-		Agreed	Ditto above	Board written and drawn M&E ERs to remain, to be read with agreed M&E Clarifications Log contained in Contract Data Part 1.	Ditto above	Agreed
NSGACL-G1274_M(57)04-A1	Y	-		Agreed	Ditto above	Board written and drawn M&E ERs to remain, to be read with agreed M&E Clarifications Log contained in Contract Data Part 1.	Ditto above	Agreed
NSGACL-G1274_ME(60)01-A1	Y	-		Agreed	Ditto above	Board written and drawn M&E ERs to remain, to be read with agreed M&E Clarifications Log contained in Contract Data Part 1.	Ditto above	Agreed
NSGACL-G1274_ME(60)02-A3	Y	-		Agreed	Ditto above	Board written and drawn M&E ERs to remain, to be read with agreed M&E Clarifications Log contained in Contract Data Part 1.	Ditto above	Agreed
NSGACL-G1274_ME(60)03-A3	Y	-		Agreed	Ditto above	Board written and drawn M&E ERs to remain, to be read with agreed M&E Clarifications Log contained in Contract Data Part 1.	Ditto above	Agreed
NSGACL-G1274_P(53)01-A0	Y	-		Agreed	Ditto above	Board written and drawn M&E ERs to remain, to be read with agreed M&E Clarifications Log contained in Contract Data Part 1.	Ditto above	Agreed
NSGACL-G1274_P(67)01-A1	Y	-		Agreed	Ditto above	Board written and drawn M&E ERs to remain, to be read with agreed M&E Clarifications Log contained in Contract Data Part 1.	Ditto above	Agreed
NSGACL-G1274_P(67)02-A1	Y	-		Agreed	Ditto above	Board written and drawn M&E ERs to remain, to be read with agreed M&E Clarifications Log contained in Contract Data Part 1.	Ditto above	Agreed
NSGACL-G1274_U(96)01-A0	Y	-		Agreed	Ditto above	Board written and drawn M&E ERs to remain, to be read with agreed M&E Clarifications Log contained in Contract Data Part 1.	Ditto above	Agreed
NSGACL GLRP0010 ASR2 Southern General Geo-env Report Draft	-	Omit	Note: updated version issued (uplifted from C&B offices) is ER requirement (was too large for BIW)	Agreed		Final SI (June 2009) included in Contract as ER document (baseline SI document).	N/C	Agreed
NSGACL 6834 Chapter 01_Introduction	Y	-	Remains output for ERs.	Agreed		Agreed	N/C	Agreed
NSGACL 6834 Chapter 02_Approach and Methodology	Y	-	Remains output for ERs.	Agreed		Agreed	N/C	Agreed
NSGACL 6834 Chapter 03_Need for the Project	Y	-	Remains output for ERs.	Agreed		Agreed	N/C	Agreed
NSGACL 6834 Chapter 04 Consideration of Alternatives	Y	-	Remains output for ERs.	Agreed		Agreed	N/C	Agreed
NSGACL 6834 Chapter 05_Proposed Development	Y	-	Remains output for ERs.	Agreed		Agreed	N/C	Agreed
NSGACL 6834 Chapter 06_Land Use	Y	-	Remains output for ERs.	Agreed		Agreed	N/C	Agreed
NSGACL 6834 Chapter 07_Ground Conditions	Y	-	Remains output for ERs.	Agreed		Agreed	N/C	Agreed
NSGACL 6834 Chapter 08 Policies and Plans	Y	-	Remains output for ERs.	Agreed		Agreed	N/C	Agreed
NSGACL 6834 Chapter 09_Community, Pedestrians and Cyclists	Y	-	Remains output for ERs.	Agreed		Agreed	N/C	Agreed
NSGACL 6834 Chapter 10_Townscape and Visual	Y	-	Remains output for ERs.	Agreed		Agreed	N/C	Agreed
NSGACL 6834 Chapter 11_Water Quality and Drainage	Y	-	Remains output for ERs.	Agreed		Agreed	N/C	Agreed
NSGACL 6834 Chapter 12_Noise	Y	-	Remains output for ERs.	Agreed		Agreed	N/C	Agreed
NSGACL 6834 Chapter 13_Air Quality	Y	-	Remains output for ERs.	Agreed		Agreed	N/C	Agreed
NSGACL 6834 Chapter 14_Cultural Heritage	Y	-	Remains output for ERs.	Agreed		Agreed	N/C	Agreed
NSGACL 6834 Chapter 15_Ecology, Nature Conservn and Biodivy	Y	-	Remains output for ERs.	Agreed		Agreed	N/C	Agreed
NSGACL 6834 Chapter 16_Sustainable Development	Y	-	Remains output for ERs.	Agreed		Agreed	N/C	Agreed
NSGACL 6834 Chapter 17_Disruption Due to Construction	Y	-	Remains output for ERs.	Agreed		Agreed	N/C	Agreed
NSGACL 6834 Chapter 18_Cumulative Impacts	Y	-	Remains output for ERs.	Agreed		Agreed	N/C	Agreed
NSGACL 6834 Chapter 19_Schedule of Environmental Commitments	Y	-	Remains output for ERs.	Agreed		Agreed	N/C	Agreed
NSGACL 6834 Contents Pages	Y	-	Remains output for ERs.	Agreed*		Agreed	N/C	Agreed
NSGACL 6834 Front Page	Y	-	Remains output for ERs.	Agreed		Agreed	N/C	Agreed
NSGACL 6834 Info Sheet	Y	-	Remains output for ERs.	Agreed		Agreed	N/C	Agreed
NSGACL 6834 Part 1	Y	-	Remains output for ERs.	Agreed		Agreed	N/C	Agreed
NSGACL 6834 Part 2	Y	-	Remains output for ERs.	Agreed		Agreed	N/C	Agreed
NSGACL 6834 Part 3	Y	-	Remains output for ERs.	Agreed		Agreed	N/C	Agreed
NSGACL 6834 Part 4	Y	-	Remains output for ERs.	Agreed		Agreed	N/C	Agreed
NSGACL 6834 Part 5	Y	-	Remains output for ERs.	Agreed		Agreed	N/C	Agreed
NSGACL Appendix O - Environmental Assessment _Cover_	Y	-	Remains output for ERs.	Agreed		Agreed	N/C	Agreed
NSGACL - P.3 Draft Operational Procedure - Domestic Services	-	Omit		Agreed	Omitted as copy of earlier document.	Agreed	N/C	Agreed

VOLUME 2.1

NSGACL - P.3 Draft Operational Procedure - Linen	-	Omit		Agreed	Omitted as copy of earlier document.	Agreed	N/C	Agreed
NSGACL - P.3 Draft Operational Procedure - Waste	-	Omit		Agreed	Omitted as copy of earlier document.	Agreed	N/C	Agreed
NSGACL P.1 Lists of Board Policies	Y	-	Remains output for ERs.	Agreed		Agreed	N/C	Agreed
NSGACL P.2 Board Carbon Management Plan	Y	-	Remains output for ERs.	Agreed		Agreed	N/C	Agreed
NSGACL A Policy on Design Quality for NHSScotland	Y	-	Remains output for ERs.	Agreed		Agreed	N/C	Agreed
NSGACL Appendix Q - Related Design Information _cover_	Y	-	Remains output for ERs.	Agreed		Agreed	N/C	Agreed
NSGACL NHSGG&C Design Action Plan	Y	-	Remains output for ERs.	Agreed		Agreed	N/C	Agreed
NSGACL NHSGG&C Design Action Plan (Supp Guidance Handbook)	Y	-	Remains output for ERs.	Agreed		Agreed	N/C	Agreed
NSGACL Planning Advice Note 84 - Reducing Carbon	Y	-	Remains output for ERs.	Agreed		Agreed	N/C	Agreed
NSGACL Scottish Planning Policy SPP6 - Renewable Energy	Y	-	Remains output for ERs.	Agreed		Agreed	N/C	Agreed
NSGACL Appendix R - Fire Strategy	-	Omit	superseded document	Agreed	Brookfield responsible for fully fire engineered solution that meets relevant regulatory requirements and Firecode.	Agreed	N/C	Agreed
NSGACL Appendix S - Acoustic Requirements	Y	-	Remains output for ERs.	Agreed		Agreed	The parties agree that the ER output remains, only in so far as those elements not determined and shown on the acoustic drawings in folders U V &W. It is further agreed that doors in clinical areas shall not have drop seals due to infection control concerns raised by the board and it is accepted that the element within which the door is located will, as a result be reduced	Agreed
NSGACL Southern General PCI Issue 1 (Appendix T)	Y	-	Remains output for ERs.	Agreed		Agreed	Remains ER output unless superseded by current CDM-C activity and documentation.	Agreed
NSGACL Appendix U - BREEAM Design Guide	Y	-	Remains output for ERs.	Agreed		Agreed	N/C	Agreed
NSGACL BREEAM Initial Score Potential Main Development	Y	-	Remains output for ERs.	Agreed		Agreed	N/C	Agreed
NSGACL Whole Site and Planning Issues related to BREEAM June 2009	Y	-	Remains output for ERs.	Agreed		Agreed	N/C	Agreed
NSGACL Appendix V -Community Benefits	Y	-	Remains output for ERs.	Agreed		Agreed	N/C	Agreed
NSGACL Appendix W - Travel Plan	Y	-	Remains output for ERs.	Agreed*		Agreed	N/C	Agreed
NSGACL Appendix X - Critical Failures	Y	-	Remains output for ERs.	Agreed		Agreed	N/C	Agreed
NSGACL - ITPD Volume 2	Y	-	Remains output for ERs.	Agreed*	Remains as output of Board to be met by Contractor design. M&E Clarifications identify the agreed positoin between the Board and Brookfield with regard to certain aspects of M&E.	Agreed	For the avoidance of doubt, the Board written and drawn M&E ERs to remain the output to be met by the BCL design, to be read with the agreed 'The M&E Clarification Log (2010 ItP) - FINAL' found in folder B1 of 'The 2010 Instruction to Proceed Project Bible' and 'The 2010 Instruction to Proceed Log - FINAL' found in folder S of 'The 2010 Instruction to Proceed Project Bible'.	Agreed
NSGACL-PD-HLM-SK(00)X-XX-001 - Illustration Of 10 Bed Unit HDU	Y	-	Remains output for Ers.	Agreed	Brookfield to demonstrate glazed wall (bay to bay) requirement through design development process.	Agreed	Replaced by information contained in Folder U of The 2010 Instruction to Proceed Project Bible.	Agreed
NSGACL-PD-HLM-SK(00)X-XX-002 - Illustration Of 10 Bed Unit ICU	Y	-	Remains output for Ers.	Agreed	Brookfield to demonstrate glazed wall (bay to bay) requirement through design development process.	Agreed	Replaced by information contained in Folder U of The 2010 Instruction to Proceed Project Bible.	Agreed
NSGACL-PD-HLM-SK(00)X-XX-003 - Illustration Of Ward Circulation	-	Omit		Agreed	Replaced by NA-XX-05-PL-252-301	Agreed	Replaced by information contained in Folder U of The 2010 Instruction to Proceed Project Bible.	Agreed
NSGACL-PD-HLM-SK(00)X-XX-004 - Illustration Of Ward Nurse Station	-	Omit		Agreed		Agreed	N/C	Agreed

VOLUME 2.2

File Name	Iss.	Rev.	Title	Issue Date	Add	Info/Omit	Board Comment	Status	2010 ItP Comments (N/C = No Change from Agreed 2009 Contract)
NSGACL Appendix A1	1	1	V2.2 Appendix A Part 1	29/04/2009				Agreed	Volume 2.2 relates to Laboratories and as such is not a feature of the 2010 Instruction to Proceed Bible.
NSGACL Appendix A2.1	1	1	V2.2 Appenix A Pt 2 Arch Location Drwgs (1 of 2)	29/04/2009				Agreed	
NSGACL Appendix A2.2	1	1	V2.2 Appendix A Pt 2 Arch Location Drwgs (2 of 2)	29/04/2009				Agreed	
2475 AL(05)20	1	-	South Elevation	22/06/2009				Agreed	
2475 AL(05)21	1	-	East Elevation	22/06/2009				Agreed	
2475 AL(05)22	1	-	View Throgh Service Courtyard	22/06/2009				Agreed	
2475 AL(05)23	1	-	View Through Service Courtyard 2	22/06/2009				Agreed	
2475 AL(05)24	1	-	North Elevation	22/06/2009				Agreed	
2475 AL(05)25	1	-	West Elevation	22/06/2009				Agreed	
2475 AL(05)26	1	-	View Through Service Courtyard 3	22/06/2009				Agreed	
NSGACL Appendix A3.1	1	1	Outline Design Layouts (1 of 6)	29/04/2009				Agreed	
NSGACL Appendix A3.2	1	1	Outline Design layouts (2 of 6)	29/04/2009				Agreed	
NSGACL Appendix A3.3	1	1	Outline Design Layouts (3 of 6)	29/04/2009				Agreed	
NSGACL Appendix A3.4	1	1	Outline Design layouts (4 of 6)	29/04/2009				Agreed	
NSGACL Appendix A3.5	1	1	Outline Design Layouts (5 of 6)	29/04/2009				Agreed	
NSGACL Appendix A3.6	1	1	Outline Design Layouts (6 of 6)	29/04/2009				Agreed	
NSGACL Appendix A4	1	1	Typical Rm Data Sheets	29/04/2009				Agreed	
NSGACL Appendix A5	1	1	Outline Design Elevations	29/04/2009				Agreed	
NSGACL Appendix A6.1	1	1	Outline Description M&E Services (1 of 2)	29/04/2009				Agreed	
NSGACL Appendix A6.2	1	1	Outline Description of M&E Services (2 of 2)	29/04/2009				Agreed	
NSGACL Appendix A7	1	1	Outline Structural Proposals	29/04/2009				Agreed	
NSGACL Appendix A8	1	1	Glasgow City Mortuary	29/04/2009				Agreed	
NSGACL Appendix A9	1	1	Massing 3D Views	29/04/2009				Agreed	
NSGACL Appendix B1	1	1	Outline Brief Facilities Management	29/04/2009				Agreed	

VOLUME 2.2

NSGACL Appendix B2	1	1	Outline Brief Mortuary	29/04/2009		Agreed	
NSGACL Appendix B3	1	1	Outline Brief Blood Sciences	29/04/2009		Agreed	
NSGACL Appendix B4	1	1	Outline Brief Genetics	29/04/2009		Agreed	
NSGACL Appendix B5	1	1	Outline Brief Pathology	29/04/2009		Agreed	
NSGACL Appendix B6	1	1	Outline Brief Microbiology	29/04/2009		Agreed	
NSGACL Appendix C1	1	1	Outline Architectural Specs	29/04/2009		Agreed	
NSGACL Appendix C2	1	1	Outline Structural Specs	29/04/2009		Agreed	
NSGACL Employers Requirements	1	1	V2.2 Employers Requirments Main Doc (Labs)	29/04/2009		Agreed	

VOLUME 2.2

2010 Status
Noted and Agreed

VOLUME 2.2

A52756968

VOLUME 3

File Name	Iss.	Rev.	Title	Issue Date	Add	Info/Omit	Board Comment	Status	2010 ItP Comments (N/C = No Change from Agreed 2009 Contract)
NSGACL Cashflow	1	1	NSGACL Cashflow Template (Appendix to Vol 3)	07/05/2009	-	Omit	Bid period document, superseded by Contract for signature to be issued by S+W	Agreed	Volume 3 = No change from 2009 Project Bible position.
NSGACL MPTC Calculator Blank	1	1	MPTC Calculator Template (Appendix to Vol 3)	07/05/2009	-	Omit	Bid period document, superseded by Contract for signature to be issued by S+W	Agreed	
NSGACL SCM Standard Fee Workbook	1	1	SCM Standard Fee Workbook Template (Appendix to Vol 3)	07/05/2009	-	Omit	Bid period document, superseded by Contract for signature to be issued by S+W	Agreed	
NSGACL SCM Standard Fee Workbook	2	2	SCM Standard Fee Workbook Template (Appendix to Vol 3)	22/06/2009	-	Omit	Bid period document, superseded by Contract for signature to be issued by S+W	Agreed	
NSGACL SCP_Workbook_Issue	1	1	SCP Workbook Issue Template (Appendix to Vol 3)	07/05/2009	-	Omit	Bid period document, superseded by Contract for signature to be issued by S+W	Agreed	
NSGACL SCP_Workbook_Issue	2	2	SCP Workbook Issue Template (Appendix to Vol 3)	22/06/2009	-	Omit	Bid period document, superseded by Contract for signature to be issued by S+W	Agreed	
NSGH - ITPD Vol3	1		NSGACL ITPD Volume 3 Bid Deliverables & Evaluation	01/05/2009	-	Omit	Bid period document, not forming part of the Contract	Agreed	
NSGACL - ITPD Vol3 - Contractor Issue Rev 1	1	1	NSGACL - ITPD Vol3 - Contractor Issue Rev 1.pdf	14/08/2009	-	Omit	Bid period document, not forming part of the Contract	Agreed	
NSGACL Commercial CD Session Nr 1	1		PRESENTATION	22/05/2009	-	Omit	Bid period document, not forming part of the Contract	Agreed	
NSGACL Labs Bidders Presentation 2	1		PRESENTATION	22/05/2009	-	Omit	Bid period document, not forming part of the Contract	Agreed	
NSGACL Labs CD Session Nr 1	1		PRESENTATION	22/05/2009	-	Omit	Bid period document, not forming part of the Contract	Agreed	
NSGACL Presentation Logistics CD no 1	1		PRESENTATION	22/05/2009	-	Omit	Bid period document, not forming part of the Contract	Agreed	
NSGACL SCM_Eng Workbook_Issue	1		Engineering and Construction SCM Workbook	14/08/2009	-	Omit	Bid period document, superseded by Contract for signature to be issued by S+W	Agreed	

VOLUME 3

2010 Status

Agreed

A52756968

VOLUME 4

File Name	Add	Info/Omit	Board Comment	Status	Brookfield Comment	2009 Agreed Position	2010 ItP Comments (N/C = No Change from Agreed 2009 Contract)	2010 Status
NSGACL PD-HLM-SK(00)X-XX-005 - General Section Illustrating Bridge Links To Exisitng Buildings	-	Omit	Superseded by later revision.	Agreed		Agreed	N/C	Agreed
NSGACL PD-HLM-SK(00)X-XX-005 - General Section Illustrating Bridge Links To Exisitng Buildings	Y	-	Remains ER output, aspect to be signed off under design development.	Agreed		Agreed	N/C	Agreed
(AL0) Ground floor	Y	-	Remains ER output as identifies area for demolition.	Agreed		Agreed	N/C	Agreed
(AL1) First floor	Y	-	Remains ER output as identifies area for demolition.	Agreed		Agreed	N/C	Agreed
(AL2) Second floor	Y	-	Remains ER output as identifies area for demolition.	Agreed		Agreed	N/C	Agreed
(AN) Biochemistry	Y	-	Remains ER output as identifies area for demolition.	Agreed		Agreed	N/C	Agreed
(DC) HDU & SITU	Y	-	Remains ER output as identifies area for demolition.	Agreed		Agreed	N/C	Agreed
(DG) Orthopaedic Theatres	Y	-	Remains ER output as identifies area for demolition.	Agreed		Agreed	N/C	Agreed
2291 AL(00)	Y	-	Remains ER output as identifies area for demolition.	Agreed		Agreed	N/C	Agreed
A&E Orthopaedics - type 2 summary	Y	-	Remains ER output as identifies area for demolition.	Agreed		Agreed	N/C	Agreed
A&E-Therapy-General OPD PH3A	Y	-	Remains ER output as identifies area for demolition.	Agreed		Agreed	N/C	Agreed
Biochemistry - type 2 summary	Y	-	Remains ER output as identifies area for demolition.	Agreed		Agreed	N/C	Agreed
DRAFT - Southern General Hospital Travel Plan 3Comp121207	-	Omit	Replaced by Vol2.1 document.	Agreed		Agreed	N/C	Agreed
HDU SITU - type 2 summary	Y	-	Remains ER output as identifies area for demolition.	Agreed		Agreed	N/C	Agreed
NSGACL - Agreed Contract Changes 20090611	-	Omit	Bid period document, superseded by Contract for signature to be issued by S+W	Agreed		Agreed	N/C	Agreed
NSGACL - Appendix K - updateRev 1 - Vol 4	Y	-	Remains ER output to be met by design development and deliverables planning and implementation.	Agreed		Agreed	The status of Appendix K as at the Instruction to Proceed is contained in Folders U, V and W of 'The 2010 Instruction to Proceed Project Bible'. The overall Appendix K information requirements and review process continues through Stage 3	Agreed
NSGACL - Detailed Employers Requirements & Procedures for Radiation Protection Advisors (Health Physics) Input into Project V3	Y	-	Relevant ER output/requirement.	Agreed		Agreed	N/C	Agreed
NSGACL - Indicative Demolition Dates	-	Omit	Superseded by discussions with the Board and outcome package for demolitons.	Agreed		Agreed	N/C	Agreed
NSGACL - Labs - L0				Agreed		Agreed		
NSGACL - Labs - L1				Agreed		Agreed		
NSGACL - Labs - L-1				Agreed		Agreed		
NSGACL - Labs - L2				Agreed		Agreed	These documents relate to Laboratories and as such are not a feature of the 2010 Instruction to Proceed Bible.	
NSGACL - Labs - L3				Agreed		Agreed		
NSGACL - Labs - L4				Agreed		Agreed		Agreed
NSGACL - NSGH Existing Site Services	Y	-	Relevant ER document.	Agreed		Agreed	N/C	Agreed
NSGACL - Supersede of Radiation Protection MRI References - Vol2 1 ITPD Section	Y	-	Relevant ER output/requirement.	Agreed		Agreed	N/C	Agreed

VOLUME 4

NSGacl - Vol 4 - Lift Analysis Information	-	Omit	Background bid information to bidders.	Agreed		Agreed	N/C	Agreed
NSGACL - Vol4 - Energy Guidance	Y	-	Relevant ER document.	Agreed		Agreed	N/C	Agreed
NSGACL - Vol4 - Technical _various_ 19nr	Y	-	All are relevant ER requirements, with the exception of items 2,6, 7, 8, 11, 13, 14, 16 and 17 which can be discarded (provided information relevant to bid period only).	Agreed		Agreed	2009 statement correct, with item # 19 also now removed.	Agreed
NSGACL 090330 AGREED List of Key Rooms NCH Rev1	-	Omit	Information relevant to bid period only.	Agreed		Agreed	N/C	Agreed
NSGACL 090330 AGREED List of Key Rooms NSGH Rev1	-	Omit	Information relevant to bid period only.	Agreed		Agreed	N/C	Agreed
NSGACL 20090330 AGREED List of Key Rooms NCH	-	Omit	Superseded by updated list.	Agreed		Agreed	N/C	Agreed
NSGACL 20090330 AGREED List of Key Rooms NSGH	-	Omit	Superseded by updated list.	Agreed		Agreed	N/C	Agreed
NSGACL 20090615 Equipment List	-	Omit	Bid Submission Equipment List (amended) included.	Agreed		Agreed	N/C	Agreed
NSGACL 3T MRI REQUIREMENTS	Y	-	Relevant ER output/requirement.	Agreed		Agreed	N/C	Agreed
NSGACL AitkenLaboratoriesSiteInvestigation	-	Omit	Background bid information to bidders.	Agreed		Agreed	N/C	Agreed
NSGACL ARUPBoreholes	-	Omit	Background bid information to bidders.	Agreed		Agreed	N/C	Agreed
NSGACL Clarification Wireless LAN Density Vol 2 1 Sect 8 3 8	Y	-	Remains ER output	Agreed		Agreed	N/C	Agreed
NSGACL Commercial CD Session Nr 1	-	Omit	Background bid information to bidders.	Agreed		Agreed	N/C	Agreed
NSGACL Cover Note re Drawing 2291 AL	Y	-	Relevant ER document.	Agreed		Agreed	N/C	Agreed
NSGACL December1989SiteInvestigationReport	-	Omit	Background bid information to bidders.	Agreed		Agreed	N/C	Agreed
NSGACL Design Report Final Version	-	Omt	Background bid information to bidders.	Agreed		Agreed	N/C	Agreed
NSGACL Draft Labs Fire Strategy				Agreed		Agreed	N/C	Agreed
NSGACL Draft Section 75	Y	-	Remains ER output	Agreed	To be replaced with Actual S75 Agreement. Brookfield agree with Board comment but would note for clarity that risk of complying with Section 75 Agreements remains with the Board as per Board accepted Risk Register	On-site and junction requirements are a Brookfield responsibility (risk), with off site a Board issue.	N/C	Agreed
NSGACL Drainage and Sewerage Impact Assessment Report 2007	-	Omit	Background bid information to bidders.	Agreed		Agreed	N/C	Agreed
NSGACL FUGROSoilsInvestigationReport	-	Omit	Background bid information to bidders.	Agreed		Agreed	N/C	Agreed
NSGACL Generic Ward Matrix NCH	Y	-	Remains ER output.	Agreed		Agreed	N/C	Agreed
NSGACL Geotechnical&ContaminationReport	-	Omit	Background bid information to bidders.	Agreed		Agreed	N/C	Agreed
NSGACL Halcrow Flood Risk 2005	-	Omit	Background bid information to bidders.	Agreed		Agreed	N/C	Agreed

VOLUME 4

NSGACL Hoists	Y	-	Remains ER output	Agreed		Agreed	Replaced by hoist requirement as detailed in the agreed Equipment List, contained in Folder T of 'The 2010 Instruction to Proceed Project Bible.'	Agreed
NSGACL ITPCD Clarification - Decontamination Equipment Services	Y	-	Remains ER output	Agreed		Agreed	N/C	Agreed
NSGACL ITPCD Clarification - Vol2.1 ME7 Food Waste Systems	Y	-	Remains ER output	Agreed		Agreed	N/C	Agreed
NSGACL Labs Area Schedules				Agreed		Agreed	This document relates to Laboratories and as such is not a feature of 'The 2010 Instruction to Proceed Project Bible.'	Agreed
NSGACL Labs Bidders Presentation 2	-	Omit	Background bid information to bidders.	Agreed		Agreed	N/C	Agreed
NSGACL Labs CD Session Nr 1	-	Omit	Background bid information to bidders.	Agreed		Agreed	N/C	Agreed
NSGACL Lev 0 compartmentation				Agreed		Agreed		
NSGACL Lev 1 compartmentation				Agreed		Agreed		
NSGACL Lev -1 compartmentation				Agreed		Agreed		
NSGACL Lev 2 compartmentation				Agreed		Agreed		
NSGACL Lev 3 compartmentation				Agreed		Agreed	These documents relate to Laboratories and as such are not a feature of 'The 2010 Instruction to Proceed Project Bible.'	
NSGACL Lev 4 compartmentation				Agreed		Agreed		Agreed
NSGACL low carbon design trackerER version rev A inc CA comments	Y	-	ER document subject to development and use during design development process	Agreed		Agreed	Updated Carbon Tracker identifies work in progress status of this activity.	Agreed
NSGACL main tender scoring matrix	-	Omit	Bid submission information/clarification	Agreed		Agreed	N/C	Agreed
NSGACL Masterplan Final 240709 small	-	Omit	Replaced by drawing [NA reference]	Agreed		Agreed	N/C	Agreed
NSGACL Outline Planning Consent Certificate - 07-01158-DC	Y	-	Remains ER output for achievement by the Contractor.	Agreed*	Planning risk is allowed within Brookfield submission although timing of response to Planning Submissions is a Board risk.	Timing of response from GCC outwith the statutory period in relation to the planning submission is a Board risk, this is dependant, however, upon the submission being correctly compiled and served by BE. That is, should a delay or cost arise due to an incorrectly compiled or served planning submission by BE that risk remains with BE.	N/C	Agreed
NSGACL Patient Catering - Vol 4	Y	-	Remains ER output	Agreed*	Remains ER output, previous document did not upload.	Agreed	N/C	Agreed

VOLUME 4

NSGACL Presentation Logistics CD no 1	-	Omit	Background bid information to bidders.	Agreed		Agreed	N/C	Agreed
NSGACL Removal of Maximum Temperature Variant	Y	-	Remains ER output for achievement by the Contractor.	Agreed		Agreed	N/C	Agreed
NSGACL Report Demand Analysis 2007	-	Omit	Background bid information to bidders.	Agreed		Agreed	N/C	Agreed
NSGACL RocksoilSiteInvestigation1998	-	Omit	Background bid information to bidders.	Agreed		Agreed	N/C	Agreed
NSGACL Schedule of Accommodation - ERrev1 -Vol 4	-	Omit	Replaced by updated SoA to be agreed between the Board and the Contractor before contract signature.	Agreed		Agreed	N/C	Agreed
NSGACL SHTM 02-01	Y	-	Remains ER output	Agreed*		Agreed	N/C	Agreed
NSGACL SHTM 03-01 Part A	Y	-	Remains ER output	Agreed		Agreed	N/C	Agreed
NSGACL SHTM 03-01 Part B	Y	-	Remains ER output	Agreed		Agreed	N/C	Agreed
NSGACL SHTM 04-01 Part A	Y	-	Remains ER output	Agreed		Agreed	N/C	Agreed
NSGACL SHTM 04-01 Part B	Y	-	Remains ER output	Agreed		Agreed	N/C	Agreed
NSGACL SHTM 06-01 Part A	Y	-	Remains ER output	Agreed		Agreed	N/C	Agreed
NSGACL Southern General Hospital Ecology Report	Y	-	Remains ER output	Agreed		Agreed	N/C	Agreed
NSGACL Staff and Hospitality Catering - Vol 4	Y	-	Relevant ER output/requirement.	Agreed*		Agreed	N/C	Agreed
NSGACL Technical Clarification (various)	Y	-	All are relevant ER requirements, with the exception of item 3, 19 which can be discarded (provided information relevant to bid period only).	Agreed	[check RB note of 17 December 2009]	Agreed	Acknowledged that 2009 item 3 should not have been discarded.	Agreed
NSGACL Thorburn&PartnersGeotechnicalStudy	-	Omit	Background bid information to bidders.	Agreed		Agreed	N/C	Agreed
NSGACL Updated Appendix R - Fire Strategy	-	Omit		Agreed	Brookfield responsible for fully fire engineered solution that meets relevant regulatory requirements and Firecode.	Agreed	N/C	Agreed
NSGACL WimpeyHealthCareSeptember1994	-	Omit	Background bid information to bidders.	Agreed		Agreed	N/C	Agreed
NSGH Construction and Title Boundaries	-	Omit	Replace by updated boundary, phasing and logistics drawing to be agreed between the Board and the Contractor before contract signature.	Agreed		Agreed	N/C	Agreed
NSGH SGH Topographical Survey 2D	Y	-	Relevant ER information	Agreed		Agreed	N/C	Agreed
NSGH SGH Topographical Survey 3D	Y	-	Relevant ER information	Agreed		Agreed	N/C	Agreed
Scottish Power Southern General Connection agreement	Y	-	Relevant to ER until updated quote and work to be carried out is developed and taken forwards.	Agreed		To remain inlcuded in order that the baseline is clear when updated quotes are received in order that change control to accept updated quotations can be effected.	Superseded by accepted quotes and related EW~PMI paperwork.	Agreed

VOLUME 4

Scottish Power Southern General quotation	Y	-	Relevant to ER until updated quote and work to be carried out is developed and taken forwards.	Agreed		To remain inlcuded in order that the baseline is clear when updated quotes are received in order that change control to accept updated quotations can be effected.	Superseded by accepted quotes and related EW~PMI paperwork.	Agreed
SGH Block BC 2nd Floor Ward 62	Y	-	Included to provide baseline position.	Agreed		Included to provided baseline position.	N/C	Agreed
SGH Block BC 4th Floor	Y	-	Included to provide baseline position.	Agreed		Included to provided baseline position.	N/C	Agreed
SGH Block BC 6th Floor	Y	-	Included to provide baseline position.	Agreed		Included to provided baseline position.	N/C	Agreed
SGH Block BC elevations 1	Y	-	Included to provide baseline position.	Agreed		Included to provided baseline position.	N/C	Agreed
SGH Block BC elevations 2	Y	-	Included to provide baseline position.	Agreed		Included to provided baseline position.	N/C	Agreed
SGH Block BC Ground Floor	Y	-	Included to provide baseline position.	Agreed		Included to provided baseline position.	N/C	Agreed
SGH Neurology 1st Floor	Y	-	Included to provide baseline position.	Agreed		Included to provided baseline position.	N/C	Agreed
Surgical Block- type 2 summary	Y	-	Included to provide baseline position.	Agreed		Included to provided baseline position.	N/C	Agreed
Surgical Link Bridge - type 2 summary	Y	-	Included to provide baseline position.	Agreed		Included to provided baseline position.	N/C	Agreed
Type 2 sheet- Biochemistry	Y	-	Included to provide baseline position.	Agreed		Included to provided baseline position.	N/C	Agreed
Type 2 sheets - Surgical	Y	-	Included to provide baseline position.	Agreed		Included to provided baseline position.	N/C	Agreed
Type 2 sheets A&E	Y	-	Included to provide baseline position.	Agreed		Included to provided baseline position.	N/C	Agreed
Type 2 Table Report - AE-Ortho	Y	-	Included to provide baseline position.	Agreed		Included to provided baseline position.	N/C	Agreed
Type 2 Table Report - Biochemistry	Y	-	Included to provide baseline position.	Agreed		Included to provided baseline position.	N/C	Agreed
Type 2 Table Report - situ	Y	-	Included to provide baseline position.	Agreed		Included to provided baseline position.	N/C	Agreed
Type 2 Table Report - Surg link	Y	-	Included to provide baseline position.	Agreed		Included to provided baseline position.	N/C	Agreed
Type 2 Table Report - Surgical	Y	-	Included to provide baseline position.	Agreed		Included to provided baseline position.	N/C	Agreed
2007 04 05 TA Figures Document Final	Y	-	Relevant ER information	Agreed		Agreed	N/C	Agreed
2007 04 05 TA Final	Y	-	Relevant ER information	Agreed		Agreed	N/C	Agreed

VOLUME 5

File Name	Iss.	Rev.	Title	Issue Date	Add	Info/Omit	Board Comment	2009 Status	2010 ItP Comments (N/C = No Change from Agreed 2009 Contract)
01 Employers Requirements Stage D	1	-	01 Employers Requirements Stage D	02/07/2009				Agreed	Volume 5 relates to Laboratories and as such is not a feature of the 2010 Instruction to Proceed Bible.
A1 Master Plan	1	-	A1 Master Plan	02/07/2009				Agreed	
A10 BREEAM	1	-	A10 BREEAM	02/07/2009				Agreed	
A13 Risk	1	-	A13 Risk	02/07/2009				Agreed	
A2 Architectural Location	1		A2 Architectural Location	02/07/2009				Agreed	
A3 Stage D Plans 1	1	-	A3 Stage D Plans 1	02/07/2009				Agreed	
A3 Stage D Plans 1	2	A	A3 Stage D Plans 1	09/07/2009				Agreed	
A3 Stage D Plans 2	1	-	A3 Stage D Plans 2	02/07/2009				Agreed	
A4 Elevations	1	-	A4 Elevations	02/07/2009				Agreed	
A4 Elevations	2	A	A4 Elevations	08/07/2009				Agreed	
A5 Builderswork Plans 1	1	-	A5 Builderswork Plans 1	02/07/2009				Agreed	
A5 Builderswork Plans 2	1	-	A5 Builderswork Plans 2	02/07/2009				Agreed	
A6 Fitment Plans 1	1	-	A6 Fitment Plans 1	02/07/2009				Agreed	
A6 Fitment Plans 2	1	-	A6 Fitment Plans 2	02/07/2009				Agreed	
A6 Fitment Plans 3	1	-	A6 Fitment Plans 3	02/07/2009				Agreed	
A6 Fitment Plans 4	1	-	A6 Fitment Plans 4	02/07/2009				Agreed	
A7 Fire Strategy	1	-	Fire Compartmentation Plans	03/07/2009				Agreed	
A7.2 Fire Strategy Report	1		Fire Strategy Report	03/07/2009				Agreed	
A8 Visuals 1	1	-	A8 Visuals 1	02/07/2009				Agreed	
A8 Visuals 2	1	-	A8 Visuals 2	02/07/2009				Agreed	
A8 Visuals 3	1	-	A8 Visuals 3	02/07/2009				Agreed	
A9 Planning Application 1	1	-	A9 Planning Application 1	02/07/2009				Agreed	
A9 Planning Application 1	2	A	A9 Planning Application 1	21/07/2009				Agreed	
A9 Planning Application 2	1	-	A9 Planning Application 2	02/07/2009				Agreed	
A9 Planning Application 2	2	A	A9 Planning Application 2	21/07/2009				Agreed	
A9 Planning Application 3	1	-	A9 Planning Application 3	02/07/2009				Agreed	
A9 Planning Application 3	2	A	A9 Planning Application 3	21/07/2009				Agreed	

VOLUME 5

A9 Planning Application 4	1	-	A9 Planning Application 4	21/07/2009		Agreed	
A9 Planning Application 5	1	-	A9 Planning Application 5	21/07/2009		Agreed	
A9 Planning Application 6	1	-	A9 Planning Application 6	21/07/2009		Agreed	
A9 Planning Application 7	1	-	A9 Planning Application 7	21/07/2009		Agreed	
AL(00)01	1	-	Level -1	02/07/2009		Agreed	
AL(00)02	1	-	Level 0	02/07/2009		Agreed	
AL(00)03	1	-	Level 1	02/07/2009		Agreed	
AL(00)04	1	-	Level 2	02/07/2009		Agreed	
AL(00)05	1	-	Level 3	02/07/2009		Agreed	
AL(00)06	1	-	Level 4	02/07/2009		Agreed	
AL(00)07	1	-	Level 5	02/07/2009		Agreed	
AL(05)01	1	-	Elevation 1	02/07/2009		Agreed	
AL(05)02	1	-	Elevation 2	02/07/2009		Agreed	
AL(05)03	1	-	Elevation 3	02/07/2009		Agreed	
AL(05)04	1	-	Elevation 4	02/07/2009		Agreed	
AL(05)05	1	-	Elevation 5	02/07/2009		Agreed	
AL(05)06	1	-	Elevation 6	02/07/2009		Agreed	
AL(05)07	1	-	Elevation 7	02/07/2009		Agreed	
AL(20)01	1	-	Section AA	28/07/2009		Agreed	
AL(20)02	1	-	Section BB	28/07/2009		Agreed	
AL(20)03	1	-	Section CC	28/07/2009		Agreed	
B2A Mortuary	1	-	Outline Brief Mortuary	03/07/2009		Agreed	
B3A Blood Sciences	1	-	Outline Brief Blood Sciences	03/07/2009		Agreed	
B4A Genetics	1	-	Outline Brief Genetics	03/07/2009		Agreed	
B5A Pathology	1	-	Outline Brief Pathology	03/07/2009		Agreed	
B6A Micro-Biology	1	-	Outline Brief Micro Biology	03/07/2009		Agreed	
C Outline Specification rev A	1	-	Outline Specifications	03/07/2009		Agreed	
C Outline Specification rev A	2	B	Outline Specifications	08/07/2009		Agreed	
Site & Setting Out	1	-	A9 Site & Setting Out DWG	21/07/2009		Agreed	

VOLUME 5

NSGACL B of approx Q	1	1	Labs BW B of Approx Quants	22/07/2009		Agreed	
NSGACL Labs M&E Pricing Sch	1	1	M&E Pricing Sch for Labs	22/07/2009		Agreed	
NSGACL 17-07m-16 mes stage d rev 01	1		Update - Appendix A11, Outline Description of Mechanical & Electrical Engineering Services & Outline	22/07/2009		Agreed	
NSGACL 2475 Letter	1		Glasgow City Council Letter to BMJ re Labs Planning Submission 09/01676/DC	31/07/2009		Agreed	
NSGACL G1313_ M(54)SK01-A3	1		Natural Gas Schematic	11/08/2009		Agreed	
NSGACL G1313_ U(96)SK01 Z (A1)	1		Site Utility Routes	11/08/2009		Agreed	
NSGACL Laboratories BREEAM	1		Labs initial workshop template write up	02/07/2009		Agreed	
NSGACL Laboratory Block Con App Docs Final Draft	1		Laboratory block - Draft Consultants Appointment Document - 26 June 2009	17/07/2009		Agreed	
NSGACL Labs M&E Spec	1		Laboratory Development, Stage D Appendix 2, Mechanical & Electrical Services Specification 12th July	14/07/2009		Agreed	
NSGACL Lift Schedule Revision 3 07 08 09 Stage D	1		New Laboratory Facility, Lift Schedule Rev 03, 7 Aug '09 : Stage D	10/08/2009		Agreed	
NSGACL Main M&E Plant Schedule - Labs	1		Labs Building - Main M&E Plant Schedule, 14/7/09	16/07/2009		Agreed	
NSGACL-G1313_ E(61)SK03	1		LEVEL 0 PLAN - MAIN ELECTRICAL CONTAINMENT ROUTES	17/07/2009		Agreed	
NSGACL-G1313_ E(61)(-)SK01	1		Power Connections Prior to Energy Centre	03/07/2009		Agreed	
NSGACL-G1313_ E(61)SK02	1		LEVEL -1 PLAN - MAIN ELECTRICAL CONTAINMENT ROUTES	16/07/2009		Agreed	
NSGACL-G1313_ E(63)(-)SK01	1		Schematic Layout of Emergency Lighting Installation	03/07/2009		Agreed	
NSGACL-G1313_ E(64)(-)SK01	1		Schematic Layout of CCTV & Intruder Alarm Installation	03/07/2009		Agreed	
NSGACL-G1313_ E(65)(-)SK01	1		Schematic Layout of Data/Comms Installation	03/07/2009		Agreed	
NSGACL-G1313_ E(67)(-)SK01	1		Schematic Layout of Fire Detection and Alarm System	03/07/2009		Agreed	
NSGACL-G1313_ E(68)(-)SK01	1		Data/Comms Schematic Site Distribution	03/07/2009		Agreed	
NSGACL-G1313_ M(50)(-)SK01	1		Schematic Layout of Domestic Water Services	03/07/2009		Agreed	
NSGACL-G1313_ M(50)(-)SK02	1		Schematic Layout of Main Cooling Services	03/07/2009		Agreed	
NSGACL-G1313_ M(50)(-)SK03	1		Schematic Layout of Main Heating Services	03/07/2009		Agreed	
NSGACL-G1313_E(62)(1)SK01	1		LEVEL 1 - INDICATIVE LAYOUT OF POWER SERVICES	16/07/2009		Agreed	
NSGACL-G1313_E(62)(1)SK01	2		LEVEL 1 - INDICATIVE LAYOUT OF POWER SERVICES	17/07/2009		Agreed	
NSGACL-G1313_E(63)(1)SK02	1		LEVEL 1 - INDICATIVE LAYOUT OF LIGHTING & EMERGENCY LIGHTING	16/07/2009		Agreed	
NSGACL-G1313_E(63)(1)SK02	2		LEVEL 1 - INDICATIVE LAYOUT OF LIGHTING & EMERGENCY LIGHTING	17/07/2009		Agreed	
NSGACL-G1313_E(67)(1)SK02	1		LEVEL 1 - INDICATIVE LAYOUT OF FIRE DETECTION & ALARM SYSTEM	16/07/2009		Agreed	
NSGACL-G1313_E(67)(1)SK02	2		LEVEL 1 - INDICATIVE LAYOUT OF FIRE DETECTION & ALARM SYSTEM	17/07/2009		Agreed	

VOLUME 5

NSGACL-G1313_M(50)SK04	1		LEVEL -1 PLAN - MORTUARY - TYPICAL MECHANICAL SERVICES	16/07/2009		Agreed	
NSGACL-G1313_M(50)SK04	2		LEVEL -1 PLAN - MORTUARY - TYPICAL MECHANICAL SERVICES	17/07/2009		Agreed	
NSGACL-G1313_M(50)SK05	1		LEVEL 0 PLAN - SHEET 1 of 3 - TYPICAL MECHANICAL SERVICES	16/07/2009		Agreed	
NSGACL-G1313_M(50)SK05	2		LEVEL 0 PLAN - SHEET 1 of 3 - TYPICAL MECHANICAL SERVICES	17/07/2009		Agreed	
NSGACL-G1313_M(50)SK06	1		LEVEL 0 PLAN - SHEET 2 of 3 - TYPICAL MECHANICAL SERVICES	16/07/2009		Agreed	
NSGACL-G1313_M(50)SK06	2		LEVEL 0 PLAN - SHEET 2 of 3 - TYPICAL MECHANICAL SERVICES	17/07/2009		Agreed	
NSGACL-G1313_M(50)SK07	1		LEVEL 0 PLAN - SHEET 3 of 3 - TYPICAL MECHANICAL SERVICES	16/07/2009		Agreed	
NSGACL-G1313_M(50)SK07	2		LEVEL 0 PLAN - SHEET 3 of 3 - TYPICAL MECHANICAL SERVICES	17/07/2009		Agreed	
NSGACL-G1313_M(56)(1)SK01	1		LEVEL 1 - INDICATIVE LAYOUT OF SPACE HEATING SERVICES	16/07/2009		Agreed	
NSGACL-G1313_M(56)(1)SK01	2		LEVEL 1 - INDICATIVE LAYOUT OF SPACE HEATING SERVICES	17/07/2009		Agreed	
NSGACL-G1313_M(57)(1)SK01	1		LEVEL 1 - INDICATIVE LAYOUT OF VENTILATION SERVICES	16/07/2009		Agreed	
NSGACL-G1313_M(57)(1)SK01	2		LEVEL 1 - INDICATIVE LAYOUT OF VENTILATION SERVICES	17/07/2009		Agreed	
NSGACL-G1313_ME(50)SK01	1		FRONT OFFICE BLOCK - FIRST, SECOND, THIRD & ROOF PLANS - TYPICAL M&E SERVICES	16/07/2009		Agreed	
NSGACL-G1313_ME(50)SK01	2		FRONT OFFICE BLOCK - FIRST, SECOND, THIRD & ROOF PLANS - TYPICAL M&E SERVICES	17/07/2009		Agreed	

VOLUME 5

2010 Status
Noted and Agreed

VOLUME 5

A52756968

VOLUME 5

A52756968

VOLUME 5

A52756968

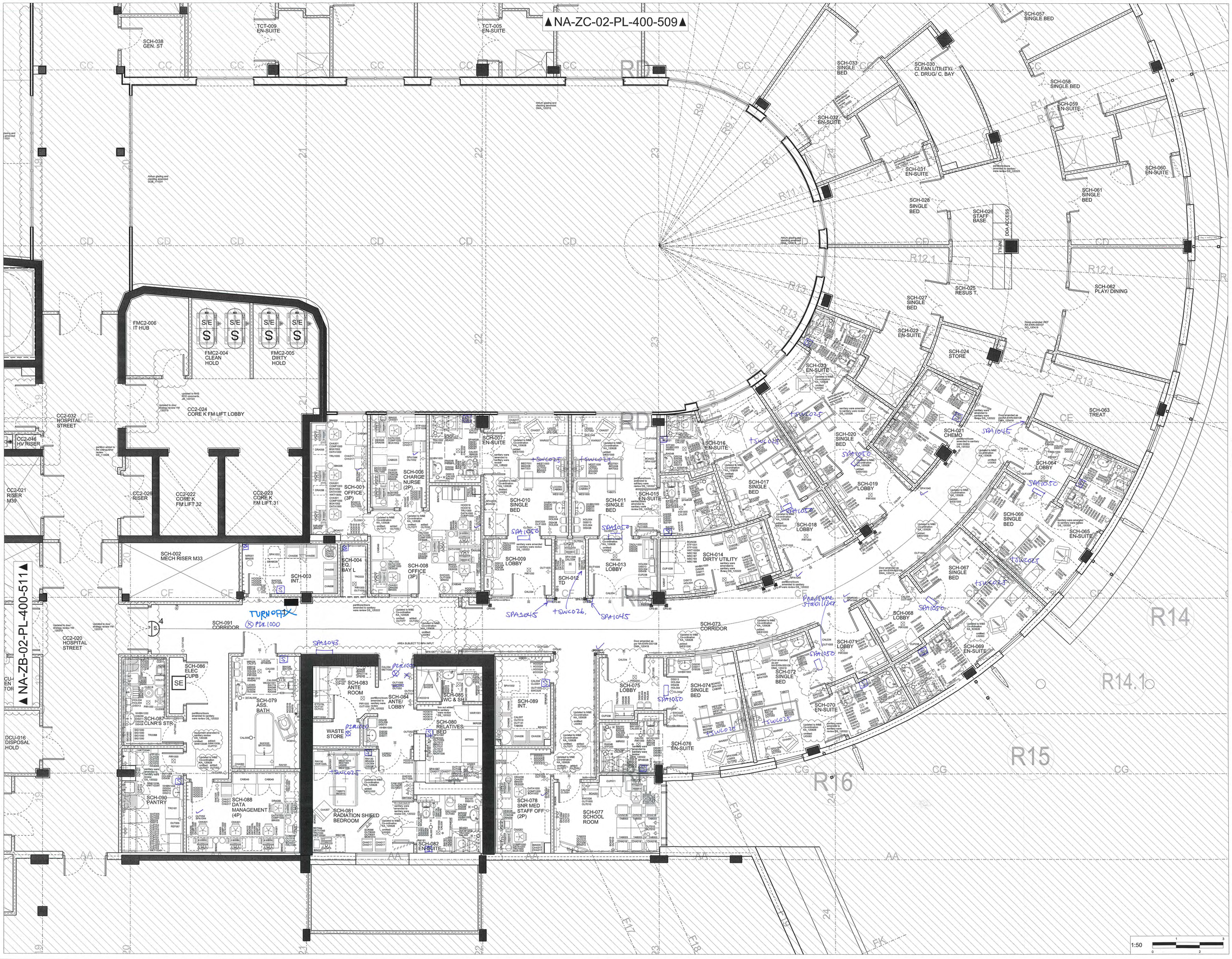

Notes:
- This drawing is copyright.
- Do not scale dimensions from this drawing.
- All discrepancies on this drawing are to be reported to the architect.
- Do not modify any element of this drawing.
- Use drawing only for purpose(s) issued.

Designer Identification of Hazard/Risk

X TYPE YOUR NOTES HERE

- Indicates a Residual Risk requiring a Compulsory Action
- Indicates a Residual Risk for Information
- Indicates a Residual Risk requiring a Prohibitive Action
- Indicates a Residual Risk as a Warning

Note:
FOR ELEVATIONS AND FURTHER DETAIL OF ARTWORK PLEASE REFER TO: NA-XX-XX-EL-470-100

ACCESS, ALARM & FIRE SERVICES

- FAP FIRE ALARM PANEL
- Frep FIRE ALARM REPEAT PANEL
- FP FIRE ALARM PANEL (ATRIUM ASP & CO)
- FP FIRE ALARM PANEL (ATRIUM ASP & CO)
- MANUAL CALL POINT
- MANUAL CALL POINT WITH COVER
- MANUAL CALL POINT WITH COVER & SOUNDERS
- MANUAL CALL POINT (WATERPROOF)
- LOOP POWERED SOUNDER BEACON
- LOOP POWERED BEACON
- LOOP POWERED BEACON (ALERT)
- LOOP POWERED BEACON (EVACUATE)
- LOOP POWERED SOUNDER
- DOOR HOLDER PSU 24V 2A OUTPUT
- AS AIR SAMPLING PANEL (ASP)

NURSE CALL EQUIPMENT
- PS POWER SUPPLY UNIT
- NCP NURSE CALL PANEL

ACCESS
- PROX CARD WITH VIDEO ENTRY
- PROX CARD ONLY
- EMERGENCY BREAK GLASS DOOR RELEASE
- EXIT BUTTON
- VDRU VIDEO DOOR RELEASE UNIT

SENSOR
- S THERMOSTATIC RADIANT PANEL VALVE SENSOR
- T BMS WALL MOUNTED TEMPERATURE SENSOR

CCTV
- SE SECURITY EQUIPMENT
- M CCTV MONITOR

WALL PROTECTION KEY

SEVERE DUTY: HOSPITAL STREETS, LOBBIES, AND CORE AREAS

- WP1 MID HEIGHT TIMBER HANDRAIL WITH MID HEIGHT PVC CRASH RAIL (COMBO) AND LOW HEIGHT PVC CRASH RAIL FIXED @ 400mm AFFL
- WP2 MID HEIGHT PVC HANDRAIL WITH MID HEIGHT PVC CRASH RAIL (COMBO) AND LOW HEIGHT PVC CRASH RAIL FIXED @ 400mm AFFL
- WP3 MID HEIGHT TIMBER HANDRAIL WITH MID HEIGHT PVC CRASH RAIL (COMBO), LOW HEIGHT PVC CRASH RAIL FIXED @ 400mm AFFL AND LOW HEIGHT PVC HANDRAIL WALL FIXED @ 900mm AFFL
- WP4 MID HEIGHT PVC HANDRAIL WITH MID HEIGHT PVC CRASH RAIL (COMBO), LOW HEIGHT PVC CRASH RAIL FIXED @ 400mm AFFL AND LOW HEIGHT PVC HANDRAIL WALL FIXED @ 900mm AFFL
- WP7 MID HEIGHT PVC PACHMAN RAIL FIXED @ 900mm AFFL AND LOW HEIGHT PVC CRASH RAIL FIXED @ 400mm AFFL
- WP8 MID HEIGHT EPDM RUBBER CRASH RAIL FIXING HEIGHT TO BE CONFIRMED TO SUIT EQUIPMENT
- CP1 & EP1 2.1m HIGH STAINLESS STEEL CORNER PROTECTION/GUARDS AS REQUIRED ON EXTERNAL CORNERS OF WALLS
- CP2 & EP2 2.1m HIGH PVC CORNER PROTECTION/GUARDS AS REQUIRED ON EXTERNAL CORNERS OF WALLS
- CP3 & EP3 2.1m HIGH EPDM RUBBER CORNER PROTECTION/GUARDS AS REQUIRED ON EXTERNAL CORNERS OF WALLS

HEAVY DUTY: DEPARTMENT CORRIDOR, STORES AND BACK OF HOUSE

- WP5 MID HEIGHT PVC HANDRAIL FIXED @ 900mm AFFL WITH POLYMERIC WALL PAINT FROM SKIRTING LEVEL UP TO 900mm AFFL
- WP6 MID HEIGHT PVC HANDRAIL FIXED @ 900mm AFFL WITH POLYMERIC WALL PAINT FROM SKIRTING LEVEL UP TO 900mm AFFL AND LOW HEIGHT PVC HANDRAIL WALL FIXED @ 900mm AFFL
- WP9 PLASTIC PROTECTIVE WALL SHEET TO 900mm AFFL AND EPDM RUBBER GUARD AT LOW LEVEL
- WP10 PLASTIC PROTECTIVE WALL SHEET TO 900mm AFFL
- CP4 & EP4 1000mm HIGH STAINLESS STEEL CORNER PROTECTION/GUARDS AS REQUIRED ON EXTERNAL CORNERS OF WALLS
- CP5 & EP5 1000mm HIGH PVC CORNER PROTECTION/GUARDS AS REQUIRED ON EXTERNAL CORNERS OF WALLS

MEDIUM AND LIGHT DUTY; FOR MEDIUM AND LIGHT DUTY RATED SPACES

- WP11 MEDIUM DUTY - 750mm HIGH PAIR OF MEDIUM DUTY VERTICAL GUARDS FIXED TO WALL WITH 100mm GAP TO FLOOR FIXED @ 950mm O/C 100mm AFFL TO TOP OF BED LOCATION
- WP12 GALVANIZED KEY CLAMP TYPE GUARD RAIL FIXED TO FLOOR AT 1.5M CENTRES (TBC TO SUIT REQUIRED LOADINGS)
- WP13 LIGHT DUTY - 300mm HIGH MID HEIGHT CHAIR GUARDS SURFACE MOUNTED AT 1000mm AFFL

GLAZED WALL PROTECTION

- WP14 MID AND LOW HEIGHT STAINLESS STEEL BUMPER RAIL & HANDRAIL WITH THE TOP FIXED AT @ 900mm AFFL
- WP15 LOW HEIGHT STAINLESS STEEL BUMPER RAIL WITH THE TOP FIXED @ 200mm AFFL

NOTE:
FOR ELEVATION DETAILS SEE:
NA-XX-XX-DT-410-001 & NA-XX-XX-DT-410-002

ZBR Comments 10/07/12

Rev	Date	Drw	Revision Notes	Chk	App
A	12/08/17	CL	UPDATED TO NHS SIGN OFF COMMENTS & RDD STRATEGY REVIEW. WALL PROTECTION ADDED & ISSUED FOR CONSTRUCTION.	LE	EW
05	11/10/28	CL	UPDATED TO BM COMMENTS	RP	EW
04	11/10/07	CL	REVISUE FOR FINAL SIGN-OFF / RDS & EQUIPMENT SCHEDULE. - ADDITIONAL BOARD SIGN-OFF COMMENTS - DESKS REVISED - FIRE EXTINGUISHERS REVISED - SPN1000 AND SPN1001 REMOVED - SPA8028 AND SPA1002 TO BE DISPLAYED - CORE LININGS REVISED	RP	EW
03	11/07/08	CL	REVISED TO UGM MARKUP AND ISSUED FOR FINAL SIGN OFF.	RP	EW
02	11/06/14	CL	REVISED TO PRE-UGM REVIEW MARKUP AND ISSUED FOR UGM.	RP	EW
01	11/03/02	CL	FIRST ISSUE	RP	EW

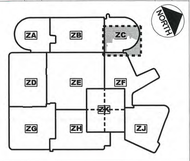

Client
NHS Greater Glasgow and Clyde

Contractor
Brookfield MULTIPLEX BM

NIGHTINGALE associates architects
87-91 Newman Street
London
W1T 3EY
Tel. 0207 079 9900
Fax. 0207 079 9901
www.nightingaleassociates.com

Project
NEW SOUTH GLASGOW HOSPITALS (NSGH) PROJECT

Drawing Title
SECOND FLOOR PLAN
NCH SCHIEHALLION WARD (HAEMATO ONCOLGY), DAY CASE & TCT FIXTURES AND FITTINGS

Job No	Drawn	Checked	Approved
09080	CL	RP	EW
Status		Date	Scale@A0
CONSTRUCTION		08/07/10	1:50

Drawing No						Rev
Origin	Zone	Level	Type	Content	Sequential	
NA	ZC	02	PL	400	508	A

Recd [redacted] 15/12/10

NHS Greater Glasgow and Clyde Health Board

New South Glasgow Hospitals Project

Environmental Matrix

November 2010

ISSUE	DATE	BY	CHECKED	COMMENTS
1	15 11 10	JNB/BR/DW	RK/JB	First issue

WALLACE WHITTLE
Mechanical, Electrical and Public Health Consulting Engineers
8 Elmbank Gardens, Glasgow, G2 4NQ
Telephone 0141 221 9866
Facsimile 0141 221 6088
Email: glasgow@wallacewhittle.com
www.wallacewhittle.com

WW25

CONTENTS

		Page No.
Executive Summary		3
Section 1	Introduction	4
Section 2	Documentation	5
Section 3	Matrix Parameters	6
Section 4	Derivation of Responses to M&E Parameters	7
Section 5	Comments on Matrix Responses Derivations	11
Section 6	Specific Comments and Matrix Examples	15
Section 7	Summary	20
Section 8	Conclusions	21
	Appendix	
	A1 NSGACL Removal of Maximum Temperature	

DRAFT ZBP RESPONSES
2/12/10

Executive Summary

The matrix appears to represent a reasonable assessment of the requirements for the given criteria for the selected rooms.

There are various anomalies, these should be reviewed with the Contractors team and either updated in the matrix or scheduled for incorporation into the contract documentation.

1.0 Introduction

Wallace Whittle were requested by Currie and Brown UK Ltd. to review the building services data entries within the Contractors Environmental matrix for NHS Greater Glasgow and Clyde Health Board.

The report highlights areas that do not appear to be in compliance with the Employer's requirements (ER's) and the various anomalies have been cross referenced to the relevant items within the ER's.

2.0 Documentation

The matrix was received as electronic file reference V2 -_ na_cbexportofme_data_ 100928_ REVIEWEDBYZBP dated 14 October 2010.

The Employer's requirements are as detailed in ER Volume 2/1 Section 8 and the associated M&E appendices.

3.0 Matrix Parameters

We understand that the matrix parameters and list of rooms were provided by the Board to Brookfield and that the 720 rooms are a representative sample of the overall project.

4.0 Derivation of Response to M&E Parameters

We understand from discussions with ZBP that the responses to the parameters have generally been derived as follows:

4.1 Temperature: Winter

Derived generally from SHTM 03-01 Appendix 1. However, temperatures of 18°C appear low for patient areas and 21 °C has generally been used. For staff only areas 20 °C is used. Local room controls will allow this to be adjusted down if desired. Specialist areas, e.g. isolation rooms, do have some variation from this.

4.2 Temperature: Summer

Upper temperature limit generally derived from SHTM 03-01 Appendix 1, however, the ERs limit to 26 °C not 28 °C, and HTM Clause 2.11 has been applied for hours of exceedance. Diagnostic rooms generally limited to 25 °C. Note Aseptic Suite currently shown as 23 °C and not 22 °C as SHTM.

4.3 Temperature Notes

Item for recording any particular comments.

4.4 Relative: Humidity

No humidity control specified except Aseptic Suite and in specialist diagnostic rooms where equipment type makes this a requirement.

4.5 Ventilation: Extract

Generally to match supply requirement and provide any required room pressure difference. Small extract rates (less than 25 l/sec) may be taken through door leakage.

4.6 Ventilation: Supply

Derived generally from SHTM 03-01 Appendix 1. Bedrooms are as agreed at 40 l/sec and office type spaces are at 10 l/sec per person as required by ERs (but do not meet BCO level of 12 l/s).
Air change rates stated are minimums and subject to final heat load assessments to maintain space temperature.

4.7 Mechanical Ventilation Notes

Item for recording any particular comments.

4.8 Ventilation: Relative Pressure

Generally as defined in SHTM 03-01 Appendix A. However, bedrooms are to be negative to corridors. Elsewhere ventilation will be to a balanced pressure.

4.9 Ventilation: Dust Spot Efficiency

Item for recording removal of fine particles found in external air.

4.10 Ventilation: Arrestance (Filtration)

Generally as defined in SHTM 03-01, however all plant will be provided with a minimum of grade F7 final filtration.

4.11 Filtration Humidity Notes

Item for recording any particular comments.

4.12 General HVAC Notes

Item for recording any particular comments.

4.13 Lighting: Service Illumination Lux

Lighting levels derived from LG2 (general lighting schedule, table 1), CIBSE Code for Lighting (lighting schedule, section 2.5) and BS EN 12464-1:2002 (schedule of interiors, section 5.3).

4.14 Lighting: Service Illumination Lux Notes

Details of working plane and supplementary information derived from LG2 (general lighting schedule, table 1), CIBSE Code for Lighting (lighting schedule, section 2.5) and BS EN 12464-1:2002 (schedule of interiors, section 5.3).

4.15 Lighting: Service Illumination Night Lux

Lighting levels, where applicable, derived from LG2 (general lighting schedule, table 1), CIBSE Code for Lighting (lighting schedule, section 2.5) and BS EN 12464-1:2002 (schedule of interiors, section 5.3).

4.16 Lighting: Service Illumination Night Lux Notes

Details of working plane and supplementary information, where applicable, derived from LG2 (general lighting schedule, table 1), CIBSE Code for Lighting (lighting schedule, section 2.5) and BS EN 12464-1:2002 (schedule of interiors, section 5.3).

4.17 Lighting: Illumination Local Lux

Lighting levels, where applicable, derived from LG2 (general lighting schedule, table 1), CIBSE Code for Lighting (lighting schedule, section 2.5) and BS EN 12464-1:2002 (schedule of interiors, section 5.3).
Provision of local illumination determined in tandem with client requirements, and provision of, examination lamps on 1:50 room layouts.

4.18 Lighting: Illumination Local Lux Notes

Details of working plane and supplementary information, where applicable, derived from LG2 (general lighting schedule, table 1), CIBSE Code for Lighting (lighting schedule, section 2.5) and BS EN 12464-1:2002 (schedule of interiors, section 5.3).

4.19 Lighting: Colour Rendering

Minimum lamp colour rendering requirements derived from LG2 (general lighting schedule, table 1), CIBSE Code for Lighting (lighting schedule, section 2.5) and BS EN 12464-1:2002 (schedule of interiors, section 5.3).

4.20 Lighting: Colour Rendering Notes

The value TRUE was entered for each space from the choice of TRUE or FALSE to permit consistency across all spaces. The Codebook definition for the TRUE and FALSE entries is unknown therefore TRUE was considered to indicate that a minimum colour rendering lamp Ra>80 is required for internal areas as derived from LG2 (general lighting schedule, table 1), CIBSE Code for Lighting (lighting schedule, section 2.5) and BS EN 12464-1:2002 (schedule of interiors, section 5.3).

4.21 Lighting: Standby Grade

Standby lighting grade defined in Lighting Guide 2 section 8.2. All lighting is backed up by the generators therefore all spaces are grade "A".

4.22 Lighting: Standby Lighting Grade Notes

Standby lighting grade defined in Lighting Guide 2 section 8.2.

4.23 Lighting: Illumination Notes

This section is treated as a general notes column to provide additional information. The lighting control defined as per LG2 (general lighting schedule, table 1). Unified glare rating limit derived from LG2 (general lighting schedule, table 1), CIBSE Code for Lighting (lighting schedule, section 2.5) and BS EN 12464-1:2002 (schedule of interiors, section 5.3). Default room surface reflective values for use in the lighting calculation are provided and the working plane heights for use in the lighting calculation as detailed in the service illumination notes column are detailed.

4.24 Noise design: Privacy Factor

Item for recording Acoustic parameters.

4.25 Noise design: Mechanical Services

Item for recording Acoustic parameters.

4.26 Noise design: Intrusive Noise

Item for recording Acoustic parameters.

4.27 Noise design: Noise Notes

Item for recording any particular comments.

4.28 Noise design: Acceptable Sound Level

Item for recording Acoustic parameters.

4.29 Noise design: Speech Privacy

Item for recording Acoustic parameters.

4.30 Noise design: Quality Not Tolerated

Item for recording Acoustic parameters.

4.31 Noise design: General Noise Notes

Item for recording any particular comments.

4.32 Safety: Hot Surface Temperature

Patient and public access will have accessible hot surface temperatures limited to 43°C. Ceiling radiant panels will operate at a higher temperature but are considered to be inaccessible.

4.33 Safety: Hot Water Temperature

In accordance with SHTN 6, and in addition, staff wash facilities are provided with temperature limiting facilities.

4.34 Safety Temperature Notes

Item for recording any particular comments.

4.35 General Safety Notes

Item for recording any particular comments.

4.36 Fire: Fire Enclosure

Item for recording Fire Engineering parameters.

4.37 Fire: Fire Automatic Detection

The fire detection & alarm system being installed is a category L1 as defined within BS 5839-1:2002 section 5.1.3. Detector types have been selected in-line with the recommendations of BS5839-1:2002 section 21.

5.0 Comments on Matrix Response Derivations

The parameters appear generally in line with the Employers requirements with the following comments:-

		Action
5.1	**Temperature: Winter**	
	Temperatures appear to be on the low side, refer to CIBSE Guide A Table 1.5 Wards/Consulting Treatment Rooms recommended comfort criteria is 22-24°C, current proposal is 21°C would increase to 23°C. Staff areas, we would increase from 20 to 21°C to ensure comfort, CIBSE recommend Nurses Station 19-22°C. All areas should be provided with user controls. This would all be inline with intention of M&E 3 para 2.4.4 Thermal Comfort.	Update design temperatures within the matrix
5.2	**Temperature: Summer**	
	ER's clarification (see appendix A1 below) also states that room temperatures should not go higher than 26°C in summer for more that 50 hours in total, but not on successive days. External summer design temperature (26.2°C DB).	Confirm compliance with external temperature base and consecutive day requirement
5.3	**Temperature Notes**	
	As 5.2	Update matrix
5.4	**Relative: Humidity**	
	Confirmation required of the humidity provision and control within Aseptic Suite and diagnostic rooms. All in accordance with ITPD Vol. 2/1 paragraph 8.2.11.13 & 8.2.13.1.	Confirm compliance
5.5	**Ventilation: Extract**	
	There are various stores etc. with no ac/hr extract rate against them. Room extract rates to be taken as per SHTM Appendix 1 – Table A1, ITPD Vol. 2/1 paragraph 8.2.11.8 and ventilated in accordance with Building Control requirements.	Update matrix
5.6	**Ventilation: Supply**	
	Office type spaces are at 10 l/sec per person as required by ERs which is inline with the SHTM and CIBSE.	No action
5.7	**Mechanical Ventilation Notes**	
	No details.	

ZBP COMMENTS

Matrix revised to accomadate an increase to ~~AGREED TO REMAIN WITH TEMPERATURES CURRENTLY SHOWN ON MATRIX.~~ 22°c (from 21°c) for wards and consulting / treatment rooms

CONSECTIVE DAYS RELATES TO OUTSIDE TEMPERATURE PATTERN. THEREFORE, DESIGN WILLBE BASED ON A MAXIMUM OF 26°C AND CONTROLS ADJUSTED BY BOARD TO ALLOW 50 HOURS OF EXCEEDANCE TO SAVE ENERGY.

NOTED

ASEPTIC SUITE - CONFIRMED
AWAIT EQUIPMENT INFORMATION TO DETERMINE WHETHER HUMIDITY CONTROL IS REQUIRED.

WILL BE UPDATED.

			ZBP COMMENTS
5.8	**Ventilation: Relative Pressure**		
	ER's provide specific guidance in ITPD M&E3 paragraph 2.10 and section ITPD Vol. 2/1 paragraph 8.2.14 for Isolation Suites. Operating Theatre pressure regimes to be complied with.	Confirm compliance.	COMPLIANCE CONFIRMED. IN ACCORDANCE WITH SHTN/SHTMs
5.9	**Ventilation: Dust Spot Efficiency**		
	Information provided for Theatres only, suggest that this is provided for all AHU's.	Information to be provided in due course.	WILL BE COVERED IN SPECIFICATIONS FOR AHUS, BUT ALL AHUS WILL HAVE GRADE F7 FINAL FILTRATIONS.
5.10	**Ventilation: Filtration**		
	ER's provide specific guidance in ITPD M&E3 paragraph 3.16 Main ICT server room filtration - G4 and section ITPD Vol. 2/1 paragraph 8.1.8.6 for appropriate filtration to reduce odours entering the facility.	Confirm compliance.	F7 WILL EXCEED G4 REQUIREMENTS CARBON FILTERS FITTED TO ALL AHUS.
5.11	**Filtration Humidity Notes**		
	Information provided for sample areas. Notes also include reference to general ventilation.	Reference docs to include SHPN for isolation units. General notes move to general notes section.	NOTED
5.12	**General HVAC Notes**		
	Very few entries.	Relocate general notes to this section.	NOTED
5.13	**Lighting: Service Illumination Lux**		
	ER's paragraphs 8.3.3.11, 8.3.3.1.2 and CIBSE guide 2 items 3.11.6, 3.11.7 and 9.2 provide specific guidance on the use of LED's	Confirm compliance	Compliance confirmed
5.14	**Lighting: Service Illumination Lux Notes**		
	As below	Refer to section 6	—
5.15	**Lighting: Service Illumination Night Lux**		
	CIBSE Code also give guidance on specific areas and overspill	Confirm compliance	Compliance confirmed
5.16	**Lighting: Service Illumination Night Lux Notes**		
	As below	Refer to section 6	—

			ZBP COMMENTS
5.17	**Lighting: Illumination Local Lux**		
	CIBSE Code also give guidance on specific areas	Confirm compliance	Compliance confirmed
5.18	**Lighting: Illumination Local Lux Notes**		
	As below	Refer to section 6	—
5.19	**Lighting: Colour Rendering**		
	Not provided	Add RA design values	Codebook only permits the values "TRUE" or "FALSE" therefore the colour rendering values have been entered into the colour rendering notes column.
5.20	**Colour Rendering Notes**		
	As below	Refer to section 6	—
5.21	**Lighting: Standby Grades**		
	ER's provide specific guidance in ITPD M&E3 paragraph 3.5 for lighting to areas of Clinical Risk Category 5 (IEE GN7 Group 1 and 2 areas) are provided with lighting at the same level as normal lighting, power shall be supplied by a UPS.	Update matrix	Update not required, refer to RFI log item 008.
5.22	**Standby Lighting Grade Notes**		
	Comments as 5.21.	Update matrix	As above
5.23	**Lighting: Illumination Notes**		
	No issues.	No action	—
5.24	**Noise design: Privacy Factor**		
	Non M&E item.	Review by others	
5.25	**Noise design: Mechanical Services**		
	Noise criteria to be as ITPD Vol. 2/1 paragraph 8.1.10 Acoustics	No action	
5.26	**Noise design: Intrusive Noise**		
	Non M&E item.	Review by others	
5.27	**Noise design: Noise Notes**		
	Non M&E item.	Review by others	

			ZBP COMMENTS
5.28	**Noise design: Acceptable Sound Level**		
	Non M&E item.	Review by others	
5.29	**Noise design: Speech Privacy**		
	Non M&E item.	Review by others	
5.30	**Noise design: Quality Not Tolerated**		
	Non M&E item.	Review by others	
5.31	**Noise design: General Noise Notes**		
	Non M&E item.	Review by others	
5.32	**Safety: Hot Surface Temperature**		
	Generally agreed, however particular consideration required in specialist areas including Schiehallion Ward to ensure compliance with design intent.	Confirm compliance	COMPLIANCE CONFIRMED
5.33	**Safety: Hot Water Temperature**		
	41 deg C limit noted for public / patient areas	No action	—
5.34	**Safety Temperature Notes**		
	Safety note to be provided at all water outlets above 41 deg C	Update matrix	MATRIX WILL BE UPDATED
5.35	**General Safety Notes**		
	No issues	Relocate hot warning items to relevant column	NOTED
5.36	**Fire: Fire Enclosure**		
	ER's para 8.3.4.6 and M&E app3 items 2.4.2 & 3.8 confirm that all M&E services are configured to ensure compliance with the fire strategy and building regulations particularly in respect of sleeping accommodation.	Update matrix	THIS IS NOT AN M&E ITEM. SERVICES WILL COMPLY WITH FIRE STRATEGY.
5.37	**Safety: Fire Automatic Detection**		
	The fire ER's provide specific guidance in ITPD Vol. 2/1 paragraph 8.3.4 and M&E3 paragraph 3.8 on the use of high sensitivity smoke detecting aspirating systems to supplement Analogue Addressable Coverage.	Confirm compliance	ZBP to review environmental matrix to ensure compliance with ITPD Vol 2/1 paragraph 8 3 4 and M&E3 paragraph 3 8. Covered in ZBP Fire Alarm & Detection System Performance Specification.

6.0 Specific Comments and Matrix Examples

The matrix includes several non building services items these, have been highlighted in the preliminary response.

The following table has been compiled to indicate items which require to be clarified. Example rooms have been identified, however the comment relates to all similar room types.

Item	Heading	ITPD vol 2/1	Reviewing Engineer's Comments	Example Rooms (comment applies to all appropriate rooms)
1	Service Illumination lux notes	8.1.12.4 and CIBSE guide LG2 para 3.11.1 & 3.11.2.	Confirm lighting levels in cd/m² for all ward and bedroom areas are in compliance with CIBSE LG2 recommendations.	Rooms: B0607A, B1602B2, B0616A, B0308A
2	Service Illumination lux notes	8.1.12.4 and CIBSE guide LG2 para 3.11.7 & 3.12.	Confirm observation lighting levels for each type of ward/unit are in full compliance with CIBSE LG2 recommendations.	Rooms: B0607A, B1602B2, B0616A, B0308A
3	Service Illumination notes	8.1.12.4 and CIBSE guide LG2 para 3.11.1 & 4.5.4.	Confirm lighting levels for trolley/recovery areas will have 500lux at any point on trolley and a maximum lighting level not exceeding recommendations within CIBSE LG2 section 3.11.1.	Rooms B2417BB, B2406C, B2409C, B2409C1
4	Service Illumination notes	8.1.12.4 and CIBSE guide LG2 para 3.11.3 & 3.11.4.	For wall and ceiling mounted reading lights, confirm bed head levels covered are within an area of 1m x 1m from centre of pillow towards bottom of bed have 300lux and a uniformity of not less than 0.5 as recommended by CIBSE	Rooms B0607A, B0308A, B0305A3, B0305A2

ZBP COMMENTS

Item 1 - Lighting design will be in compliance with CIBSE LG2.

Item 2 - ZBP to review illumination levels to ensure compliance.

Item 3 - Lighting design will be in compliance with CIBSE LG2.

Item 4 - Lighting design will be in compliance with CIBSE LG2.

Item	Heading	ITPD vol 2/1	Reviewing Engineer's Comments	Example Rooms (comment applies to all appropriate rooms)
5	Illumination notes	8.3.3.2, 8.3.3.15 & 8.3.26.1 and app M&E3 para 3.4	Confirm lighting control philosophy for each area is in compliance with CIBSE recommendations LG2. Areas shown at present appear to be generic.	Rooms B2417BB, B2406C, B2409C, B2409C1
6	Service Illumination Local lux	LG2 para 3.11.3	Confirm ward and room areas lighting levels around bed area for examinations when curtains are drawn are in compliance with CIBSE LG2.	Rooms B0607A, B0616A, B0308A
7	Service Illumination Local lux	LG2 para 3.11.5	Confirm night light levels are in compliance with CIBSE LG2 for different types of ward units and rooms. Confirm also night lights are LED type and night light levels on pillow do not exceed 0.5 lux.	Rooms B305A, B0607A, B0305A3, B180202
8	Service Illumination Local lux	LG2 para 3.14	Confirm additional lighting levels for ICU, CCU and HDU including switching control areas are in compliance with CIBSE LG2 section 3.14.7.	Rooms B0616A, B0602B, B0308A, B1602C
9	Standby Lighting Grade	8.3.30.2 and App M&E3 para 3.5	It has been noted that grade A has been utilised for all areas within rooms This is greater than CIBSE LG2 and BSEN 12464 and ER documentation recommend for certain areas. Why is this and how is this to be implemented? Also confirm percentage of luminaires to be on standby for each room/area.	Rooms; C0235B, C0235B1, C0235B2, C02237B3.

ZBP COMMENTS

Items 5+6 - Lighting design will be in compliance with CIBSE LG2 and RFI log item 032 (for item 5).

Item 7 - Lighting design will be in compliance with CIBSE LG2. LED night lights will be considered but can't be confirmed at this time.

Item 8 - ZBP to review illumination levels to ensure compliance.

Item 9 - All lighting will be backed up by standby generators therefore all areas will be considered grade A.

Item	Heading	ITPD vol 2/1	Reviewing Engineer's Comments	Example Rooms (comment applies to all appropriate rooms)
10	Colour Rendering	7.6.5 and App M&E3 para 3.4	It has been noted that the term True has been utilised for all rooms. Please confirm what this term represents.	Rooms; 14, B0305A, B1602B2, B1802C1
11	Colour rendering notes	7.6.5 and App M&E3 para 3.4	Confirm colour temperature of lamps for all areas and confirm that appropriate IP ratings will be selected for luminaires to suit the room environment.	Rooms C0201A1, C0107C1, C0230C, B2409C1
12	Colour Rendering Notes	8.3.3.3.1.15	It is noted that a number of rooms under column Colour Rendering Notes. Have Ra of ≥ 80, the ER document has requested ≥ 85, albeit this figure ≥ 80 is in compliance with CIBSE LG2 and BS 12464 for certain areas/rooms.	Rooms; E0305A, E0206C, E0311A1, C1401B
13	Noise items other than for Mechanical Services.	-	Outwith M&E services.	
14	General noise notes	-	Item has been populated with comments regarding lighting controls. Remove lighting notes and highlight any anomalies.	
15	Safety Hot surface Temperature	8.2.7	Protection by distance not acceptable in specialist accommodation areas	Confirm compliance

ZBP COMMENTS

Item 10 - Nightingale Architects are specifying the glazing. Refer to section 4.20, codebook only permits the values "TRUE" or "FALSE" therefore the colour rendering values have been entered into the colour rendering notes column.

Item 11 - Colour temperature of lamps will be in accordance with CIBSE LG2 and luminaires will be selected with the appropriate IP rating.

Item 12 - Agreed, ZBP will update the matrix as necessary.

Item 14 - This is not consistent with spreadsheet provided by ZBP. Nightingales to verify output from codebook.

Item 15 - Please advise "Specialist Accommodation Areas".

Item	Heading	ITPD vol 2/1	Reviewing Engineer's Comments	Example Rooms (comment applies to all appropriate rooms)
16	General Safety Notes	-	Entries to be updated in accordance with detailed design requirements and items relating to caution hot water moved to the appropriate column.	
17	Fire enclosure	SHTM03	Entries to be updated to identify all Fire hazard rooms and proposals for all sleeping accommodation.	Sleeping accommodation B0305, B0305A etc.
18	Fire Automatic Detection	App M&E3 para 3.8	Entries to be updated to differentiate between normal and aspirated detection. e.g. including Theatres, X-ray, MRI, and ICT rooms and all other 'specialist suites'.	N0106B, N0106B1 & N0108A
M1	Noise Design Mechanical Services	8.1.10	Noise design from Mechanical Services has not been indicated for all rooms, the maximum noise from plant shall be as indicated in the ER's.	B0305A, C0230C, C0701A, C0701A2
M2	Mechanical Ventilation Notes	SHTM 03-01	Ventilation rates to be indicated for all rooms in compliance with the ER's.	D0114A, D0455A, D0815A, 40336C
M3	Dust Spot Efficiency	SHTM03-01 4.123	Provide information in due course for all AHU's filtration.	Provided for N0106B, N0106B1 & N0198A
M4	Temperature Notes	Clarification (see appA1)	ER's clarification (see appendix A1 below) also states that room temperatures should not go higher than 26°C in summer for more that 50 hours in total, but not on successive days. External summer design temperature (26.2°C DB).	All conditioned spaces

ZBP COMMENTS

Item 18 - Covered in ZBP Fire Alarm & Detection System Performance Specification. ZBP to review matrix to ensure compliance.

Item 17 - Not a Services issue. - Refer to Fire Strategy drawings.

Item M1 - Acoustic Logic issue.

Other items will be addressed as Matrix updated.

Item	Heading	ITPD vol 2/1	Reviewing Engineer's Comments	Example Rooms (comment applies to all appropriate rooms)
M5	Temperature Summer	Clarification (see appA1)	Upper level temperature items to be indicated for all rooms or "none" indicated if none proposed.	All conditioned spaces
M6	Temperature Notes	Clarification (see appA1)	Compliance required	B0308A & B0607A
M7	Temperature Notes	Clarification (see appA1)	(25 deg C is as CIBSE but may be greater than supplier's recommendations.) Battery life is dependant on temperature, please confirm that temperature will be in accordance with manufacturer's recommendation to maximise battery life.	K0107B & K0116A
M8	Temperature summer	Clarification (see appA1)	Summer temperatures are not given for various rooms.	C1401B, D0114A, F0410A, J1110A
M9	Ventilation Relative pressure	8.2.14	Ventilation relative pressure is no given for various rooms.	B0607A1, CH1, C0302A2 & C1401B
M10	Ventilation	8.2.11.7 8.2.11.8	Ventilation details have not been completed for all rooms.	C0302A2, C1401B
M11	Ventilation Notes	General	Reference to BSEN ISO 14644 parts 14, 16 & 18 is queried. Do these parts exist?	10282, 10371 & 10380

ZBP COMMENTS

7.0 Summary

The electronic format of the information is difficult to print, review work has been screen based. Anomalies have been found and these are highlighted within sections 5 and 6.

ZBP COMMENTS

8.0 Conclusions

The matrix appears to represent a reasonable assessment of the requirements for the given M&E criteria for the selected rooms. The various anomalies should be reviewed with the Contactors team and agreed responses integrated within the package.

ZBP COMMENTS

ZBP COMMENTS

Removal of Mandatory Maximum Temperature Variant.

The maximum temperature variant has been removed from the bid requirements, the bidders shall put forward schemes to ensure thermal comfort and avoid overheating.

Sustainability has a major input into the project and all solutions must seek to minimize CO_2 and energy usage, however this must not be at the expense of thermal comfort and avoidance of over heating.

For design purposes the level of thermal comfort shall be:

Room temperatures should not go below 18 °C in winter for longer than 2 hours at a time, or higher than 26°C in summer for more that 50 hours in total, but not on successive days.

Feasibility studies are to be carried out into the potential use of low and zero carbon technologies to reduce carbon emissions associated with the operation of the building.

The bidder's attention is drawn to the Employers Requirements and in particular the following sections:

Appendix M&E3
Paragraph (Extracts)

2.4.3 Chilled Beams

The use of active chilled beams should be considered within all ward areas.

Active chilled beams will provide tempered, filtered air together with heating and comfort cooling of the space; thus providing effective local control of the environmental conditions.

2.4.4 Thermal Comfort

High levels of comfort are required for all users; in particular staff and patients.

Openable windows can be used as part of the ventilation strategy, and it is necessary to ensure that other, often contradictory requirements such as restricting openings for safety reasons, are met.

In perimeter spaces where mechanical ventilation is provided for functional reasons a mixed mode approach is a possible solution.

ZBP COMMENTS

2.4.5 General Chilled Water

Sustainable cooling shall be used where possible with conventional chilling (with free cooling coils) used as required as a top up and to provide system resilience, all lower carbon means of supplying cooling such as bore holes, piling systems and absorption chilling must be fully investigated and chosen if there is a carbon advantage over conventional cooling.

Chillers shall be selected to operate at design duty with an external ambient temperature of 30°C dry bulb.

Chillers to have variable speed head pressure control with load and efficiency optimized head pressure and chilled water flow temperature control to improve seasonal efficiency.

3.1 External Design Temperatures

Summer	*26.2°C DB*	*18.5°C WB*
Winter	*- 6°C*	

Global warming potential shall be considered and the Contractor shall provide suggestions for dealing with this under the innovation section of the tender return documents.

Appendix M&E2
Paragraph (Extracts)

2.3 Cooling Load

The Cooling requirement shall be developed by the Contractor for the ~~standard and max temp mandatory variant~~ bids, all cooling shall be provided by the most efficient method including, absorption chillers, free cooling etc.

5.0 25% uplift for power to main hospitals.

ZBP COMMENTS

Section 8
Paragraphs

8.1.7 Thermal Comfort – (full contents)

8.1.8 Air Quality – (full contents)

8.2.11.3 The need to maintain the specified comfort conditions in all areas but particularly in clinical areas is of paramount importance and the Contractor shall develop strategies for achieving the specified environmental conditions with minimum energy consumption.

8.2.11.5 It is essential that the Contractor designs and provides ventilation and air conditioning systems which will ensure occupants comfort. This shall be achieved by use of well tested design principals and suitable plant selection. Air flow problems must be avoided by accurate system balancing, correct selection and location of air diffusers to prevent high air velocities and stratification together with adequate air volumes and accurate temperature control.

8.2.11.8 Air changes shall be in accordance with CIBSE guides, SHTM's, HTM's and Building Regulations.

8.2.11.10 Ensure heat gain from all Equipment and personnel is allowed for in sizing and selection of the systems.

8.1.25 In accordance with Good Industry Practice, all plant, plant spaces and building services systems shall be specifically designed and provided with defined reserve capacity allowances and future expansion capabilities for the Facilities (e.g. distribution boards with 25% spare capacity, 25% additional containment, 25% spare capacity in distribution Pipework, 25% additional plant capacity, 25% additional cooling capacity, 25% additional air handling capacity etc. for the buildings as designed).

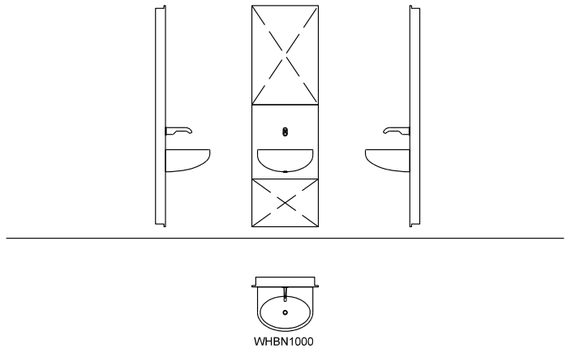

1 No. BAS101 (grp 1) BASIN, medium, hospital pattern, vitreous china, no tap holes, no overflow, integral back outlet, 500W 400D. HTM64LBHM
1 No. OUT052 (grp 1) CONNECTION UNIT, switched, 13 amp
1 No. TAP894 (grp 1) TAP bib, hospital pattern, integral thermostatic mixer, automatic action with sensor operation. HTM64TBH6
1 No. WAS1000 (grp 1) TRAP, concealed waste, for back outlet basins.
1 No. WAS100 (grp 1) WASTE, unslotted flush-grated, metal, 1.1/4 in. HTM64WT1

CODE	WHBN1000
DESCRIPTION	WASH BASIN, clinical, with non touch panel mounted tap/s.

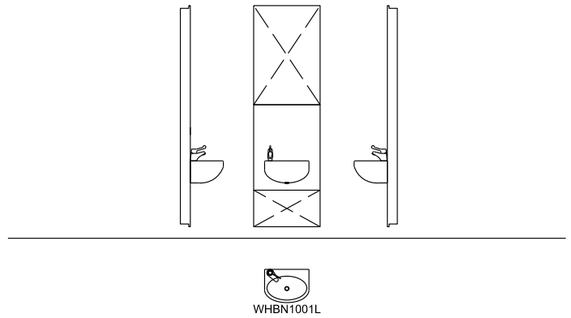

1 No. BAS105L (grp 1) BASIN, small, general pattern, vitreous china, 1 tap left hand hole, no overflow, bottom outlet, 400W 300D. HTM64LBGS
1 No. TAP289 (grp 1) TAP, monobloc, pillar mixer, integral thermostatic, short lever, HTM 64 TP6
1 No. WAS107 (grp 1) TRAP, bottle, 1.1/4 in, plastic resealing. HTM64TRR1/P
1 No. WAS100 (grp 1) WASTE, unslotted flush-grated, metal, 1.1/4 in. HTM64WT1

CODE	WHBN1001L
DESCRIPTION	WASH BASIN, WC, left hand, hand rinse, with basin mounted tap.

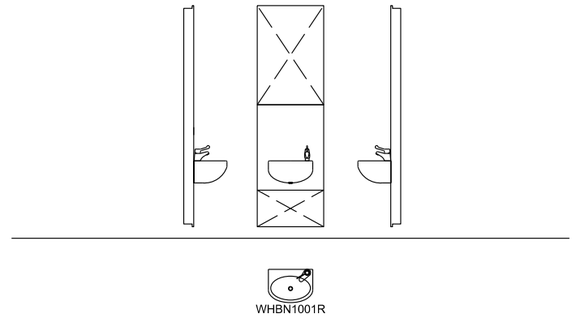

1 No. BAS105R (grp 1) BASIN, small, general pattern, vitreous china, 1 tap right hand hole, no overflow, bottom outlet, 400W 300D, HTM64LBGS
1 No. TAP289 (grp 1) TAP, monobloc, pillar mixer, integral thermostatic, short lever, HTM 64 TP6
1 No. WAS107 (grp 1) TRAP, bottle, 1.1/4 in, plastic resealing. HTM64TRR1/P
1 No. WAS100 (grp 1) WASTE, unslotted flush-grated, metal, 1.1/4 in. HTM64WT1

CODE	WHBN1001R
DESCRIPTION	WASH BASIN, WC, right hand, hand rinse, with basin mounted tap.

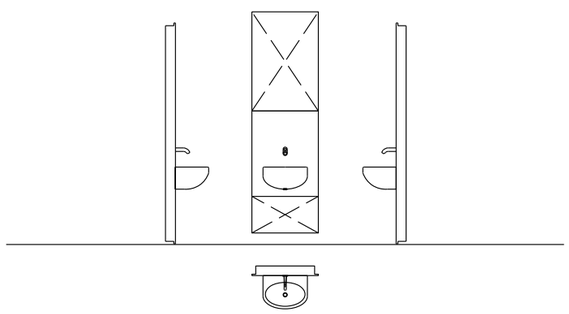

1 No. BAS105 (grp 1) BASIN, small, general pattern, vitreous china, no tap hole, no overflow, bottom outlet, 400W 300D, HTM64LBGS
1 No. TAP894 (grp 1) TAP bib, hospital pattern, integral thermostatic mixer, automatic action with sensor operation. HTM64TBH6
1 No. WAS100 (grp 1) WASTE, unslotted flush-grated, metal, 1.1/4 in. HTM64WT1
1 No. WAS107 (grp 1) TRAP, bottle, 1.1/4 in, plastic resealing. HTM64TRR1/P

CODE	WHBN1001/S
DESCRIPTION	WASH BASIN, WC, right hand, hand rinse, with sensor tap.

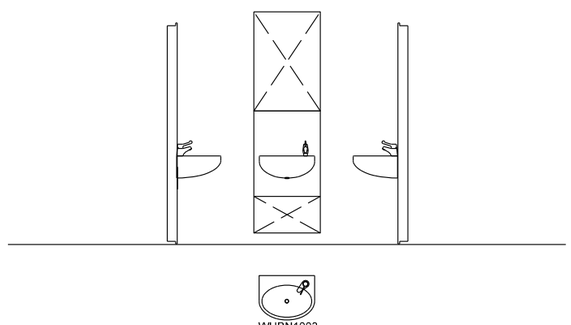

1 No. BAS106 (grp 1) BASIN, medium, general pattern, vitreous china, 1 tap right hand hole, no overflow, bottom outlet, 500W 400D. HTM64LBGM
1 No. TAP289 (grp 1) TAP, monobloc, pillar mixer, integral thermostatic, short lever, HTM 64 TP6
1 No. WAS107 (grp 1) TRAP, bottle, 1.1/4 in, plastic resealing. HTM64TRR1/P
1 No. WAS101 (grp 1) WASTE, unslotted recessed grated, metal, 1.1/4 in, with plug and chain. HTM64WT3

CODE	WHBN1003
DESCRIPTION	WASH BASIN, en-suite/bathroom, with basin mounted tap/s.

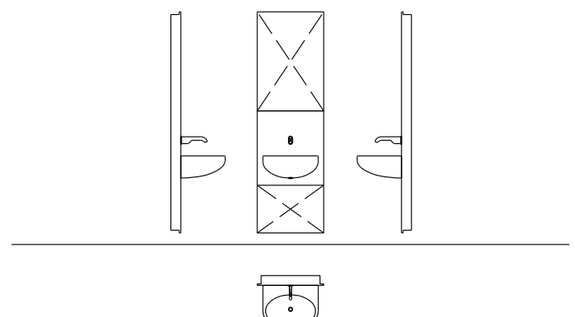

1 No. BAS1001 (grp 1) BASIN, medium, hospital pattern, stainless steel, no tap holes, no overflow, integral back outlet, 500W 400D. HTM64LBHM
1 No. OUT052 (grp 1) CONNECTION UNIT, switched, 13 amp
1 No. TAP894 (grp 1) TAP bib, hospital pattern, integral thermostatic mixer, automatic action with sensor operation. HTM64TBH6
1 No. WAS1000 (grp 1) TRAP, concealed waste, for back outlet basins.
1 No. WAS100 (grp 1) WASTE, unslotted flush-grated, metal, 1.1/4 in. HTM64WT1

CODE	WHBN1006
DESCRIPTION	WASH BASIN, clinical, stainless steel, with non touch panel mounted tap/s.

1:50 0 1 2 3

Notes:
- This drawing is copyright.
- Do not scale dimensions from this drawing.
- All discrepancies on this drawing are to be reported to the architect.
- Do not modify any element of this drawing.
- Use drawing only for purpose(s) issued.

Designer Identification of Hazard/Risk

Rev	Date	Drw	Revision Notes	Chk	App
08	12/04/12	CL	UPDATED AND REISSUED	AvB	EW
07	14/11/11	AV	UPDATED AND REISSUED	AvB	EW
06	05/09/11	CL	UPDATED AND REISSUED FOR POST SIGN-OFF	AvB	EW
05	05/07/11	CL	NEW UNIONS WITH SENSOR TAPS ADDED	AvB	EW
04	05/07/11	CL	UPDATED AND REISSUED FOR FINAL SIGN-OFF	AvB	EW
03	23/03/11	SM	THIRD ISSUE FOR 1:50 USER MEETINGS	AvB	EW
02	15/01/11	SK	UPDATED TO BCI. COMMENTS & IPS CO-ORDINATION.	AvB	EW
01	13/01/11	CL	FIRST ISSUE FOR 1:50 USER MEETINGS	AvB	EW

Client: NHS

Contractor: Brookfield

NIGHTINGALE associates architects
87-91 Newman Street
London
W1T 3EY
Tel: 0207 079 9900
Fax: 0207 079 9901
www.nightingaleassociates.com

Project: NEW SOUTH GLASGOW HOSPITALS (NSGH) PROJECT

Drawing Title: SCHEDULE OF EQUIPMENT UNIONS BASINS 1

Job No	Drawn	Checked	Approved
09080	CL	AvB	EW

Status	Date	Scale@A3
DESIGN DEVELOPMENT	13/11/2011	1:50

Drawing No						Rev
Origin	Zone	Level	Type	Content	Sequential	
NA	XX	XX	AS	400	109	08

NIGHTINGALE associates

NA-SZ-SH-332-001
REFLECTED CEILING PLANS PROGRAMME
REV 8 27.02.13 reflecting progress to date

Production Zone	Building	FLOOR	ZONE	DEPARTMENT NAME	Number of 1:50 SHEETS	Total	NA ISSUE REVISED GRIDS (3WKS)	MER ISSUE 1ST DRAFT SERVICES FOR REVIEW (3WKS)	NA ISSUE COMMENTS (2WKS)	MER ISSUE 2ND DRAFT SERVICES FOR REVIEW (2WKS)	NA ISSUE COMMENTS (2WKS)	MER ISSUE FINAL RCP (2WKS)	NA DIMENSION AND REVISE SHEETS, QA CHECK (1WK)	NA T3 ISSUE DATE (1WK)
1	NSGH	01	G	Critical Care	06	18	21.09.12	12.10.12	26.10.12	09.11.12	23.11.12	07.12.12	14.12.12	21.12.12
	NSGH	00	GH	Acute Assessment Unit (AAU)	06									
	NSGH	01	D	Coronary Care Unit (CCU)	02									
	NSGH	00	GD	Emergency Department	04									
2	NSGH	01	E	Radiology	03	17	12.10.12	02.11.12	16.11.12	30.11.12	14.12.12	04.01.13	11.01.13	18.01.13
	NSGH/NCH	01	E	Nuclear Medicine (Adults & Childrens)	01									
	NSGH	01	H	Stroke Ward	02									
	NSGH	01	HJ	MDU	01									
	NSGH	01	J	OPD - Pre Assessment Unit	01									
	NSGH	02	DEG	Operating Theatres AODOS & Recovery	09									
3	NSGH	04	FHJ	Renal Inpatients & Day Unit	12	14	21.09.12	12.10.12	26.10.12	09.11.12	~~23.11.12~~ 28.11.12	07.12.12	14.12.12	21.12.12
	NSGH	04	E	Haematology & Oncology Inpatient Ward	02									
4	NCH	01	E	Radiology	01	20	12.10.12	02.11.12	16.11.12	30.11.12	14.12.12	04.01.13	11.01.13	18.01.13
	NCH	01	E	Interventional Radiology incl. CT & MRI	02									
	NCH	01	CEF	Theatres, Endoscopy & Recovery	03									
	NSGH	05	HEJF	Inpatient Wards - Fifth Floor	14									
5	NSGH	01	J	OPD - First Floor	03	16	COMPLETE	COMPLETE	23.10.12	09.11.12	23.11.12	07.12.12	14.12.12	21.12.12
	NSGH	02	E	Endoscopy	01									
	NCH	02	D	Telephone Services, Renal Plant & FM Emergency Linen	01									
	NSGH	02	E	Decontamination Suite	01									
	NSGH/NCH	02	E	Medical Physics & Bio-Engineering (Adults & Childrens)	01									
	NCH	02	E	Transport Base	01									
	NSGH	00	E	Radiology	03									
	NSGH/NCH	00	E	Medical Illustration (Adults & Childrens)	01									
	NSGH	00	J	OPD - Rehabilitation & Therapies	02									
	NSGH	00	J	OPD - Ground Floor	02									
6	NSGH	05	EFHJ	Inpatient Wards - Fifth Floor	14	14	**02.11.12**	23.11.12	07.12.12	21.12.12	04.01.13	18.01.13	01.02.13	08.02.13
7	NCH	00	A	Observation Ward	02	21	**23.11.12**	14.12.12	04.01.13	18.01.13	01.02.13	15.02.13	22.02.13	01.03.13
	NCH	00	A	Child Protection	01									
	NCH	00	A	Sanctuary	01									
	NCH	00	BC	OPD incl. Lung Function Suite & Cardiology Testing	05									
	NCH	00	K	Main Entrance & Public Areas	02									
	NCH	01	A	Critical Care (PICU)	04									
	NCH	01	B	Special Feeds	01									
	NCH	01	B	Cardiology Ward	02									
	NCH	01	C	Medical Day Unit	01									
	NCH	01	C	Day & 23 Hour Unit	02									
8	NSGH	07	EFHJ	Inpatient Wards - Seventh Floor	14	14	**14.12.12**	11.01.13 (25/01/13)	25.01.13 (05/02/130	08.02.13	22.02.13	08.03.13	15.03.13	22.03.13

							3WKS	3WKS	2WKS	2WKS	2WKS	2WKS	1WK	1WK
Production Zone	Building	FLOOR	ZONE	DEPARTMENT NAME	Number of 1:50 SHEETS	Total	NA ISSUE REVISED GRIDS	MER ISSUE 1ST DRAFT SERVICES FOR REVIEW	NA ISSUE COMMENTS	MER ISSUE 2ND DRAFT SERVICES FOR REVIEW	NA ISSUE COMMENTS	MER ISSUE FINAL RCP	NA DIMENSION AND REVISE SHEETS, QA CHECK	NA T3 ISSUE DATE
9	NSGH	08	EFHJ	Inpatient Wards - Eighth Floor	14	14	14.12.12	11.01.13 (25/01/13)	25.01.13 (05/02/13)	08.02.13	22.02.13	08.03.13	15.03.13	22.03.13
10	NSGH	02	J	Renal Dialysis	03	16	18.01.13	08.02.13	22.02.13	08.03.13	22.03.13	05.04.13	12.04.13	19.04.13
	NSGH	02	F	Dermatology OPD	02									
	NSGH	02	F	Dermatology Ward	03									
	NCH	02	G	Acute Receiving Unit	03									
	NSGH/NCH	02	B	Pharmacy Aseptic Suite	01									
	NCH	02	C	Schiehallion Ward (Haemato - oncology) & Teenage Cancer Trust	03									
	NCH	02	B	Day Case Unit	01									
11	NSGH	09	EFHJ	Inpatient Wards - Ninth Floor	14	14	08.02.13	01.03.13	15.03.13	29.03.13	12.04.13	26.04.13	03.05.13	10.05.13
12	NSGH	10	EFHJ	Inpatient Wards - Tenth Floor	14	14	01.03.13 (21/02/13)	22.03.13	05.04.13	19.04.13	03.05.13	17.05.13	24.05.13	19.04.13
13	NSGH	11	EFHJ	Inpatient Wards - Eleventh Floor	14	14	01.03.13 (21/02/13)	22.03.13	05.04.13	19.04.13	03.05.13	17.05.13	24.05.13	19.04.13
14	NCH	00	D	Emergency Department	02	20	12.04.13	03.05.13	17.05.13	31.05.13	14.06.13	28.06.13	05.07.13	12.07.13
	NCH	00	E	Radiology	02									
	NCH	00	F	Rehabilitation Suite & Therapies	01									
	NSGH/NCH	03	FJ	Admin, Training, Health Records & Staff Facilities	02									
	NSGH/NCH	03	EH	Staff Change/Hotel Services/Staff Accommodation	02									
	NSGH/NCH	00	F	Pharmacy Dispensary	01									
	NSGH	00	K	Main Entrance - Discharge Lounge	01									
	NSGH	00	K	Main Entrance & Public Areas	05									
	NSGH	01	K	Sanctuary	01									
	NSGH/NCH	01	K	Restaurant	02									
	NSGH/NCH	01	K	Level 1 - Public Cores & FM Support	01									
15	NCH	03	ABC	Inpatient Wards & Renal Services	08	14	03.05.13	24.05.13	07.06.13	21.06.13	05.07.13	19.07.13	26.07.13	02.03.13
	NCH	03	B	Inpatient Ward Support	02									
	NCH	03	C	Inpatient Wards - Medicinema	01									
	NCH	04	C	Psychiatry / DCFP	03									
16	NSGH/NCH	B1	Z	Basement	10	10	14.12.12 ISSUED 28.01.12	11.01.13 18.02.13	25.01.13 04.03.13	08.02.13 18.03.13	22.02.13 21.03.13	08.03.13 25.03.13	15.03.13 29.03.13	22.03.13 29.03.13

NHS National Services Scotland

Scottish Health Technical Memorandum 64

SHTM Building Component Series

Sanitary Assemblies

Health Facilities Scotland
Property and Capital Planning

December 2009

A52756968

Sheet 7: Basin assemblies for use in connection with clinical procedures

The typical assembly requirements are:

1. Hospital pattern basin, integral back outlet, large or medium.
2. Washing hands and forearms under running water (therefore no plug).
3. Hospital pattern (lever-action) tap or automatically by sensor to avoid contamination.
4. Single horizontal spout, open nozzle and flow straightener.
5. Thermostatic mixer in hot supply (TMV3 D08-approved).
6. Connecting to concealed services.

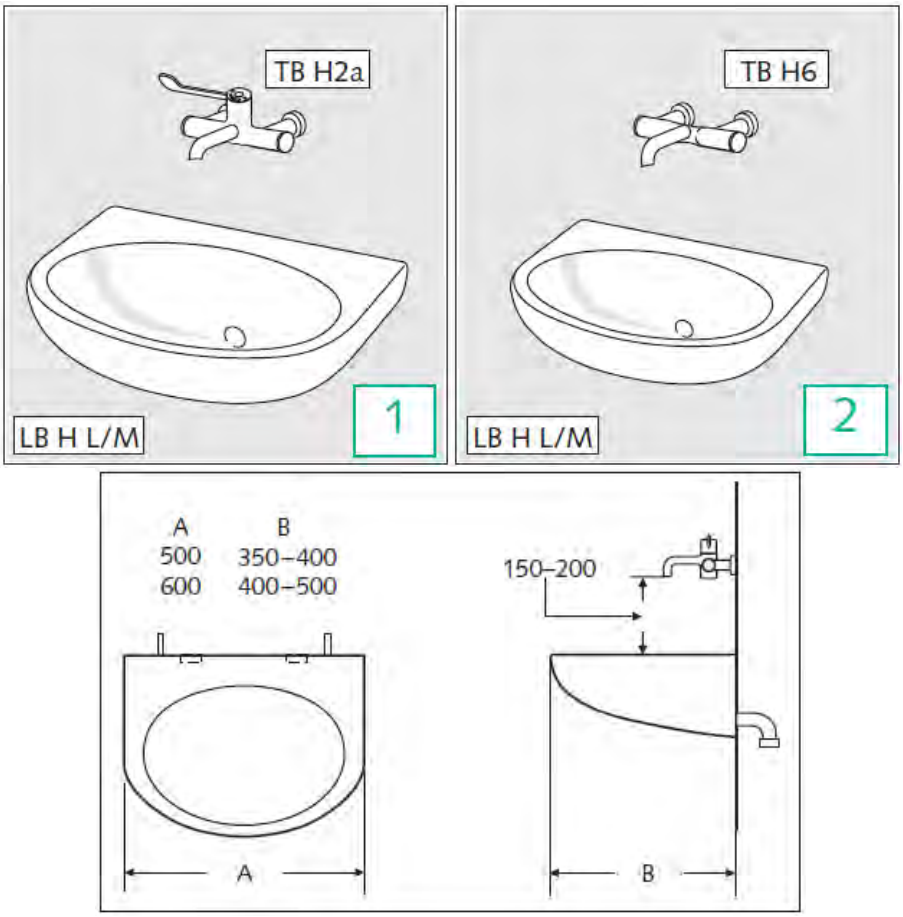

Figure 8: Basin assemblies for use in connection with clinical procedures

Note: See also HBN 00-02; 'Sanitary spaces', which provides guidance on the ergonomic requirements for individual sanitary assemblies and room layouts in healthcare facilities.

© Health Facilities Scotland, a Division of NHS National Services Scotland

Components used in Figure 8:

Assembly 1:

- **LB H L/M** (Hospital pattern basin);
- **TB H2a** (Integral thermostatic hospital pattern bib combination mixer tap with single lever, fixed horizontal nozzle);
- **TRR1/P** (1¼ in. resealing bottle trap, plastic).

Assembly 2:

- same as Assembly 1 except **TB H6** (Hospital pattern bib mixer, automatic action with sensor) used instead of **TB H2a.**

LB H L/M

Identification

Wall mounted basins are available in two sizes, medium or large, both with integral back outlet. Infection control team to confirm which size to be used for the proposed project.

Standards

- vitreous china as BS 3402;
- Model Engineering Specification D08: 'Thermostatic mixing valves (healthcare premises)'.

Description

- white vitreous china basin with concealed fixings, no tap holes, no overflow and no chain holes;
- integral back outlet to connect to concealed services;
- all necessary support brackets.

Application

- for use in all clinical areas;
- for use with concealed services and wall mounted supply fittings.

Fixing/installation

Basin-mounted on concealed brackets and fixings suitable for duct panels.

© Health Facilities Scotland, a Division of NHS National Services Scotland

Cleaning/maintenance

Exposed surfaces to be smooth and easily cleaned.

Design and specification notes

See paragraphs 2.19–2.29, 2.53 and 2.93–2.95.

Taps and trap

For details see Sheet 15:

- TB H2a, see Sheet 15 item 15.2;
- TB H6, see Sheet 15 item 15.3;
- TRR1/P, see Sheet 15 item 15.10.

© Health Facilities Scotland, a Division of NHS National Services Scotland



NEW SOUTH GLASGOW HOSPITALS

ADULT & CHILDREN'S HOSPITAL

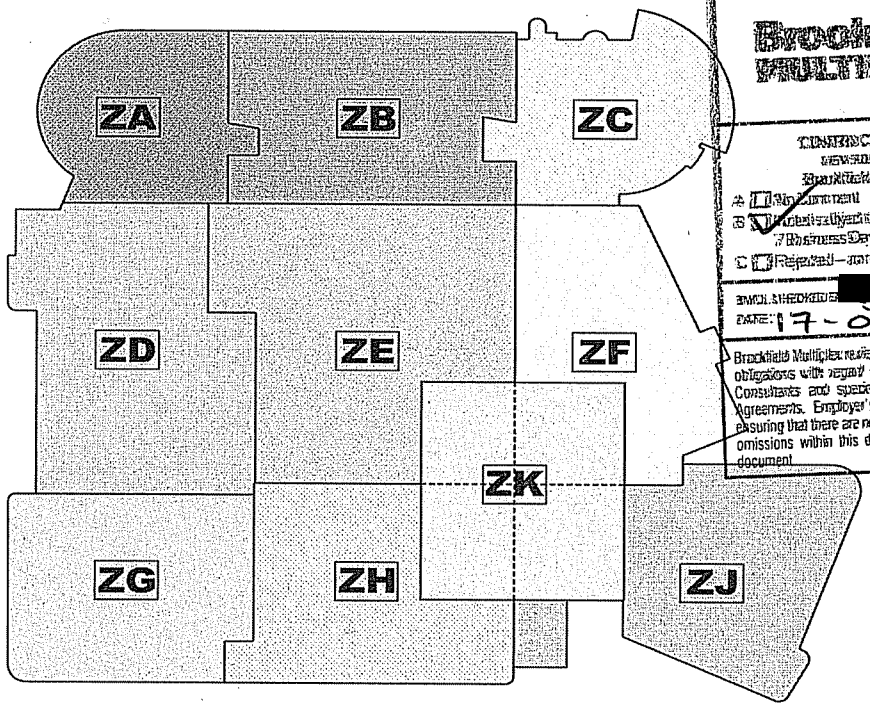

Brookfield MULTIFLEX

CONTRACTOR DOCUMENT REVIEW
NEW SOUTH GLASGOW HOSPITAL
Brookfield Multiflex Received Date:

A ☐ No Comment
B ☑ Make the noted comments, correct and resubmit within 7 Business Days
C ☐ Rejected – correct and resubmit within 7 Business Days

[redacted]
DATE: 17-04-13

Brookfield Multiflex review does not absolve the Consultant of its obligations with regard to coordination and conformity with the other Consultants and specialist Subcontractor's design and the Project Agreements, Employer's Requirements and the Master Plan and for ensuring that there are no ambiguities, discrepancies, inconsistencies or omissions within this document or between it and any other design document.

NIGHTINGALE associates

Document Name

NBS SPECIFICATION - Sanitary appliances and fittings

Status
Tender T2

Prepared by	S.Yasar/L.Gibbon	19/10/2010	02/04/2013
Checked by	J.Truscott	DATE OF 1ST ISSUE	REVISION DATE

Document Number
NA-SP-N13

Revision
05

340 WASH BASINS *WHBN1000; WHBN1006* - CLINICAL HAND WASH, WALL HUNG

- Manufacturer: Armitage Shanks or equal approved.
  - Standards : SHTM64 (LB H M)
  - Product reference: S2154 Contour 21 back outlet washbasin.
- Size: 500 x 400 mm.
- Material: vitreous china.
- Tap/ Chainstay/ Overflow holes:
  - No tap holes;
  - No chainstay hole; and
  - No overflow hole.
- Water supply fittings: SHTM64 (TBH6) bib mixer taps with integral thermostat and proximity sensor.
  - Water supply temperature (maximum): in accordance with SHTM 04-01 The Control of Legionella.
  - Manufacturer: As Wash basin.
    Product reference: A4554 Markwik 21 panel mounted mixer taps, integral thermostat, horizontal outlet.
  - Operation: Proximity sensor mixer.
- Wastes: back waste.
  - Standards: To BS EN 274-1, -2 and -3.
  - Manufacturer: As Wash basin.
    Product reference: S8750 outlet adaptor for Contour 21 basin, .
  - Traps: Bottle.
  - Standards: To BS EN 274-1, -2 and -3. SHTM 64 (TRR1/P)
  - Manufacturer: As Wash basin.
    Product reference: S8920 1¼" Bottle trap,, multi-purpose outlet.
  - Size: 75 mm seal.
  - Material: plastics, white.
  - Depth of seal (minimum): 75 mm.
- Accessories: S9112 panel mounted toggle bolts and clips for Contour basins.

SUBJECT TO APPROVAL OF SAMPLES.

	BROOKFIELD	NSGH BOARD
Name:		[redacted]
Date:		11.11.10
Sign:		[redacted]
Status: (A or B)		B

NHS Greater Glasgow and Clyde

NEW SOUTH GLASGOW HOSPITALS

ADULT & CHILDREN'S HOSPITAL

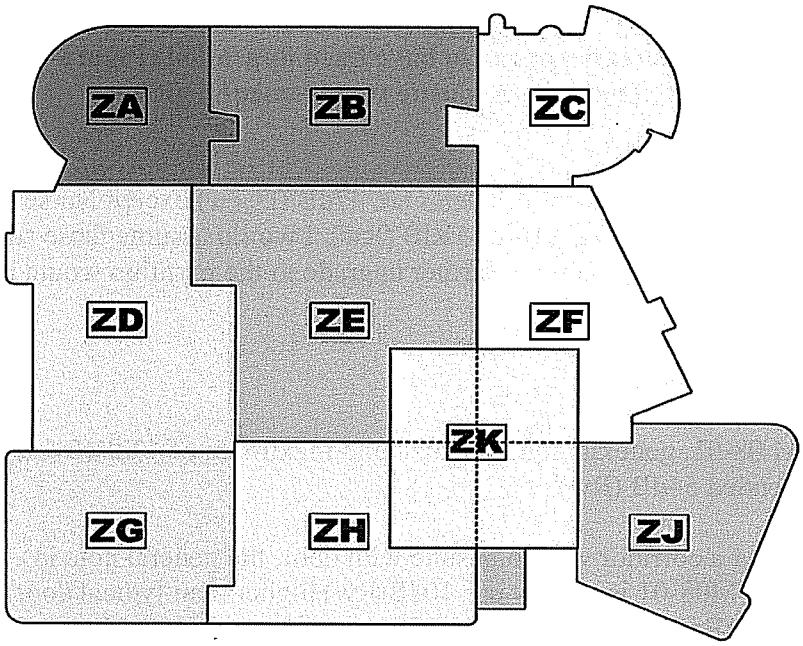

NIGHTINGALE associates

Document Name

NBS SPECIFICATION - Plasterboard dry linings - Partitions & ceilings

Status
DESIGN DEVELOPMENT

Prepared by	Astins	19/10/2010	
Checked by	J.Truscott	DATE OF 1ST ISSUE	REVISION DATE

Document Number	Revision
NA-SP-K10	0

Volume 2/1 – Appendix S - Acoustic Requirements specifies the following with reference to HTM 08-01

This is as per Ref. 7.8.3 of the Employer's Requirements (Hospitals) document Volume 2/1:
"The specific requirements of the board with regard to Acoustics are contained in Appendix S"

Single Bedroom / on-call room to Single Bedroom / on-call room

Acoustic requirements appear to have been upgraded (Figure 1 of Volume 2/1 – Appendix S – Acoustic requirements) giving a recommended

50dB($D_{nT,W}$)
57dB (Rw)

As HTM 08-01, all other adjacencies are 47dB ($D_{nT,W}$) except Nurseries and Kitchens which require 52dB ($D_{nT,W}$) – or 59dB (Rw), I would assume these adjacencies would be designed out anyway. If not a further upgrade to the partition would be necessary.

Corridors (No door)

As HTM 08-01. general requirements up to maximum of 47dB($D_{nT,W}$) equating to recommended 54dB (Rw)

Considering a corridor wall to ensuite with door, the general note in 2.66 of HTM08-01 is to only use 10dB(Rw) higher than typical door of 30-35dB(Rw), equating to: 45dB(Rw) maximum for corridor to ensuite bedroom.

45dB (Rw)

Toilets

Non cubicle toilets have a general requirement of up to:
This would cover toilets (ensuite) within single bed rooms if it is considered as part of the room, and adjacent to another Single Bedroom.

50dB($D_{nT,W}$)
57dB (Rw)

As 1.1.2.5 from Appendix S, toilet to corridor walls are to be rated at:
This is 2dB less than the maximum to be used for corridor walls above
And for continuity should be the same i.e. 45dB (Rw)

43dB (Rw)

Ensuite within Single Bed room with door assumed to not be rated as
This is not covered specifically within HTM 08-01 or Appendix S.

NON rated

ASTINS LTD

Client:	Brookfield
Project:	South Glasgow Hospital
Package Ref:	Partioning
Specification:	N/a
Date:	27th July 2009

Nominal parition performance required

Partition Location	**HTM56 Rw [Lab]**	**HTM2045 Rw [Lab]**	**HTM08-01 Rw [Lab]**
Bedroom to Bedroom	43 dB Rw	47 dB Rw	54 dB Rw
Corridor	43 dB Rw	47 dB Rw	54 dB Rw
Pods/Toilets & Bathrooms	48 dB Rw	42 dB Rw	45 dB Rw

HTM 56 Specification	**Stud Config**	**Board config**	**Insulation**	**Lab test figure**
1/ Types A,B,C	70mm A/c C Studs	15mm Sound	No Ins	[43 dB Rw]
2/ Types D,E	70mm A/c C Studs	15mm Sound	25 Capr	[48 dB Rw]
3/ Type F	70mm C Studs	2x12.5mm Sound	25 Capr	[54 dB Rw]
4/ Unaviodable adjacancies	70mm C Studs	2x15mm Sound	25 Capr	[57 dB Rw]

HTM 2045 Specification [Peterborough]

5/ 35 dB R'w [Site]	70mm C Studs	15mm Sound	No Ins	[42 dB Rw]
6/ 40 dB R'w [Site]	70mm C Studs	15mm Sound	25 Capr	[45 dB Rw]
7/ 50 dB R'w [Site]	70mm C Studs	2x15mm Sound	25 Capr	[57 dB Rw]
8/ 55 dB R'w [Site]	92/146 Staggered	2x15mm Sound	25 Capr	[62 dB Rw]
NON RATED only board above ceiling	70mm C Studs	15mm Sound	No Ins	NON-rated

HTM 08-01 Specification

9/ 37 Dntw [Site]	70mm C Studs	15mm Sound	25 Capr	[45 dB Rw]
10/ 42 Dntw [Site]	70mm A/c Studs	15mm Impact	25 Capr	[49 dB Rw]
11/ 47 Dntw [Site]	70mm C Studs	2x12.5mm Sound	25 Capr	[54 dB Rw]
12/ 52 Dntw [Site]	Twin 50mm C Studs	2x15mm Sound	2x25 Capr	[63 dB Rw]
13/ 57 Dntw [Site]	Twin 70mm C Studs	2x15mm Sound	2x25 Capr	[65 dB Rw]
NON RATED only board above ceiling	70mm C Studs	15mm Sound	No Ins	NON-rated

Appendix S + HTM 08-01 Specification

9/ 37 Dntw [Site]	70mm C Studs	15mm Sound	25 Capr	[45 dB Rw]
11/ 47 Dntw [Site]	70mm Acoustic C Studs	2x15mm Impact Panel	25 Capr	[57 dB Rw]
NON RATED only board above ceiling	70mm C Studs	15mm Sound	No Ins	NON-rated

HTM 08-01 requires calculation of each requirement subject to room adjacencies

Corridor to Single bed and ensuite

Single bed and ensuite to Single bed and ensuite

Non rated partition - ensuite to Single bedroom

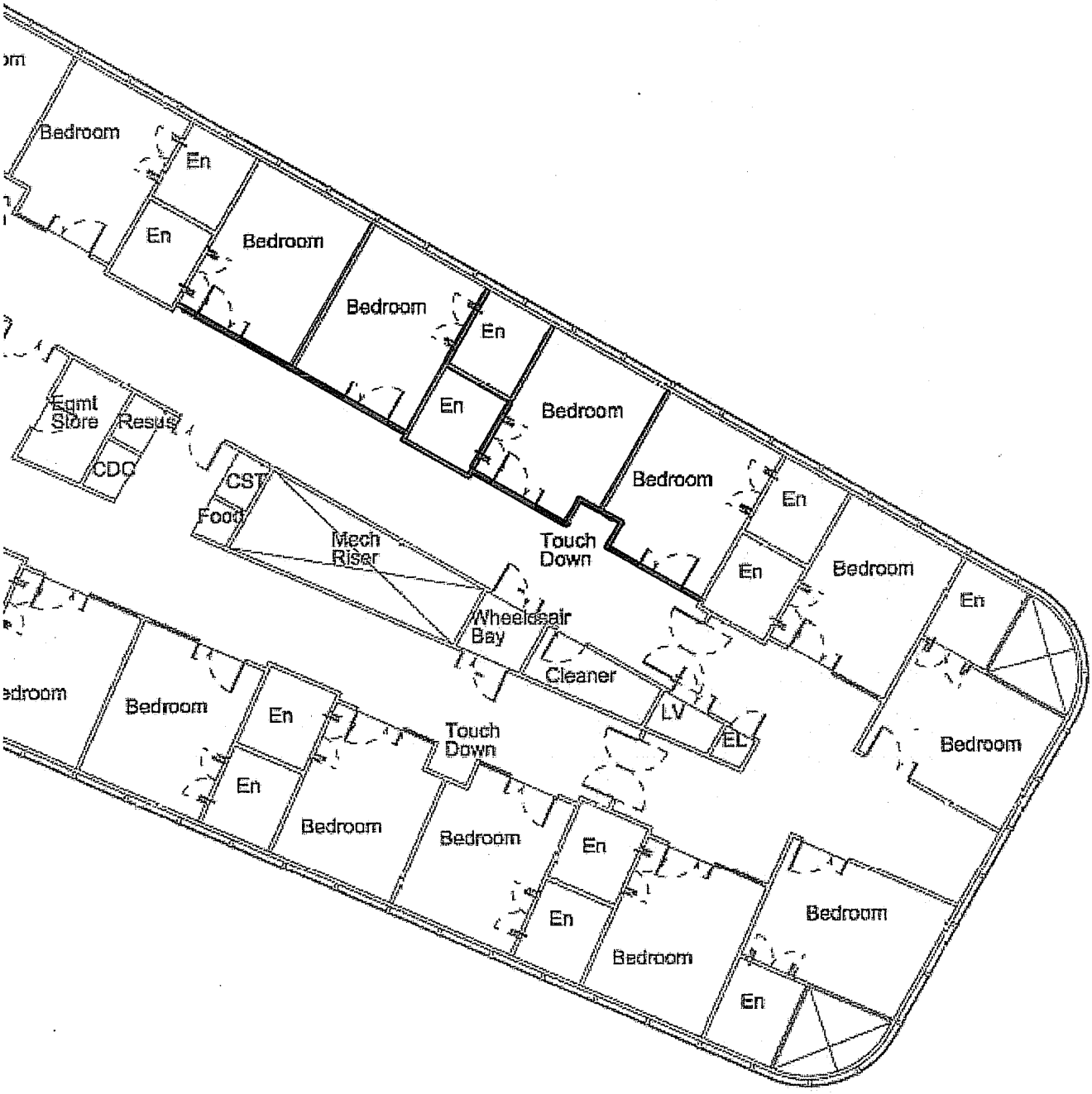
Bedroom
En
En
Bedroom
Bedroom
En
En
Bedroom
Bedroom
En
En
Bedroom
En
Eqmt Store
Resus
CDC
CST
Food
Mech Riser
Touch Down
Wheelchair Bay
Cleaner
LV
EL
Bedroom
Bedroom
En
En
Touch Down
Bedroom
Bedroom
En
En
Bedroom
Bedroom
En

Astins Ltd.

New South Glasgow Hospitals

K10 Specification

Internal Partitioning, Drylining and Suspended ceilings

NOTES:

Rev 01 - 27th August 2009 First issue

110 INTERNAL PARTITIONS ASTINS TYPE 1

Manufacturer and reference: Knauf UK Performer Partition System
Drawing ref: T09-431-0100
Nominal Thickness (excluding finishes and lining): 102 mm

Performance Criteria:
Fire resistance of complete partition assembly to BS 476: Parts 20 and 22:
Integrity/insulation (minutes): **N/A**
Sound insulation to BS EN ISO 140-3: Part 3: **N/A**
Max. Height: 100mm above suspended ceiling level, 3000mm maximum.

Construction:
Studs: 70mm x 0.55mm gauge Knauf C-studs at maximum 600mm centres
Head/Floor Channels: 72mm x 0.55mm gauge Knauf 'U' Channels.
For deflection head detail up to 25mm downwards use 72mm (50mm flange) x 0.6mm gauge Knauf Deep Flange 'U' Channel
Head Track Fillets: Knauf Fireboard to suit deflection amount

Plasterboard Linings: 1 x 15mm Knauf Soundshield each side 100mm above ceiling level
Cavity insulation: None

General:
Fixings: As clause 590
Sockets and switches: install Rock mineral wool behind to suit fire rating
High humidity areas: replace with Sound Moistureshield to the affected areas.
Primer / Sealer: Knauf Wallboard Primer
Finishing: Taped & Jointed seamless finish
Other requirements: Knauf flat plate at horizontal joints and at top of board level

111 INTERNAL PARTITIONS ASTINS TYPE 2

Manufacturer and reference: Knauf UK Performer PFH1/08 Partition System
Drawing ref: T09-431-0101
Nominal Thickness (excluding finishes and lining): 102 mm

Performance Criteria:
Fire resistance of complete partition assembly to BS 476: Parts 20 and 22:
Integrity/insulation (minutes): **30minutes**
Sound insulation to BS EN ISO 140-3: Part 3: **45dB (Rw)**
Max. Height: 3800mm

Construction:
Studs: 70mm x 0.55mm gauge Knauf C-studs at maximum 600mm centres
For deflection head detail up to 25mm downwards use 72mm (50mm flange) x 0.6mm gauge Knauf Deep Flange 'U' Channel
Head Track Fillets: Knauf Fireboard to suit deflection amount

Plasterboard Linings: 1 x 15mm Knauf Soundshield each side
Cavity insulation: 25mm Crown acoustic partition roll

General:
Fixings: As clause 590
Sockets and switches: install Rock mineral wool behind to suit fire rating
High humidity areas: replace with Sound Moistureshield to the affected areas.
Primer / Sealer: Knauf Wallboard Primer
Finishing: Taped & Jointed seamless finish
Other requirements: Knauf flat plate at horizontal joints and deflection head

111A INTERNAL PARTITIONS ASTINS TYPE 3

Manufacturer and reference: Knauf UK Performer PFE2/08 Partition System
Drawing ref: T09-431-0102
Nominal Thickness (excluding finishes and lining): 102 mm

Performance Criteria:
Fire resistance of complete partition assembly to BS 476: Parts 20 and 22:
Integrity/insulation (minutes): **60minutes**
Sound insulation to BS EN ISO 140-3: Part 3: **49dB (Rw)**
Max. Height: 4000mm

Construction:
Studs: 70mm Knauf Acoustic studs at maximum 600mm centres
For deflection head detail up to 25mm downwards use 72mm (50mm flange) x 0.6mm gauge Knauf Deep Flange 'U' Channel
Head Track Fillets: Knauf Fireboard to suit deflection amount

Plasterboard Linings: 1 x 15mm Knauf Impact Panel each side
Cavity insulation: 25mm Crown acoustic partition roll

General:
Fixings: As clause 590
Sockets and switches: install Rock mineral wool behind to suit fire rating
High humidity areas: replace with Sound Moistureshield to the affected areas.
Primer / Sealer: Knauf Wallboard Primer
Finishing: Taped & Jointed seamless finish
Other requirements: Knauf flat plate at horizontal joints and deflection head

112 INTERNAL PARTITIONS ASTINS TYPE 4

Manufacturer and reference: Knauf UK Performer PFH4/08 Partition System
Drawing ref: T09-431-0103
Nominal Thickness (excluding finishes and lining): 122 mm

Performance Criteria:
Fire resistance of complete partition assembly to BS 476: Parts 20 and 22:
Integrity/insulation (minutes): **60minutes**
Sound insulation to BS EN ISO 140-3: Part 3: **54dB (Rw)**
Max. Height: 4600mm

Construction:
Studs: 70mm Knauf C-studs (0.55mm gauge) at maximum 600mm centres
For deflection head detail up to 25mm downwards use 72mm (50mm flange) x 0.6mm gauge Knauf Deep Flange 'U' Channel
Head Track Fillets: Knauf Fireboard to suit deflection amount

Plasterboard Linings: 2 x 12.5mm Knauf Soundshield each side
Cavity insulation: 25mm Crown acoustic partition roll

General:
Fixings: As clause 590
Sockets and switches: no back to back boxes; install acoustic baffle box behind
High humidity areas: replace outer layer of plasterboard with Sound Moistureshield to the affected areas.
Primer / Sealer: Knauf Wallboard Primer
Finishing: Taped & Jointed seamless finish
Other requirements: Knauf flat plate at horizontal joints and deflection head

113 INTERNAL PARTITIONS ASTINS TYPE 5

Manufacturer and reference: Knauf UK Performer PFE4/08 Partition System
Drawing ref: T09-431-0104
Nominal Thickness (excluding finishes and lining): 132 mm

Performance Criteria:
Fire resistance of complete partition assembly to BS 476: Parts 20 and 22:
Integrity/insulation (minutes): **120minutes**
Sound insulation to BS EN ISO 140-3: Part 3: **57dB (Rw)**
Max. Height: 5100mm

Construction:
Studs: 70mm Knauf Acoustic studs at maximum 600mm centres
For deflection head detail up to 25mm downwards use 72mm (50mm flange) x 0.6mm gauge Knauf Deep Flange 'U' Channel
Head Track Fillets: Knauf Fireboard to suit deflection amount

Plasterboard Linings: 2 x 15mm Knauf Impact Panel each side
Cavity insulation: 25mm Crown acoustic partition roll

General:
Fixings: As clause 590
Sockets and switches: no back to back boxes; install acoustic baffle box behind
High humidity areas: replace outer layer of plasterboard with moisture resistant board in the affected areas.
Primer / Sealer: Knauf Wallboard Primer
Finishing: Taped & Jointed seamless finish
Other requirements: Knauf flat plate at horizontal joints and deflection head

114 INTERNAL PARTITIONS ASTINS TYPE 6

Manufacturer and reference: Knauf UK Twin frame partition System
Drawing ref: T09-431-0105
Nominal Thickness (excluding finishes and lining): 210mm

Performance Criteria:
Fire resistance of complete partition assembly to BS 476: Parts 20 and 22:
Integrity/insulation (minutes): 90 Minutes
Sound insulation to BS EN ISO 140-3: Part 3: 65 dB (Rw)
Max. Height: 4300mm

Construction:
Studs: 70mm gauge Knauf C-studs at maximum 600mm centres in twin parallel frames. Brace together at 1500mm centres
Head/Floor Channels: 72mm x0.55mm gauge Knauf 'U' Channels
For deflection head detail up to 25mm downwards use 72mm (50mm flange) x 0.6mm gauge Knauf Deep Flange 'U' Channel
Head Track Fillets: Knauf Fireboard to suit deflection amount

Plasterboard Linings: 2 x 15mm Knauf Soundshield to each side of frame
Cavity insulation: 2 x 25mm Crown Acoustic Partition roll (1 layer hung within each frame)

General:
Fixings: As clause 590
Sockets and switches: no back to back boxes; install acoustic baffle box behind
High humidity areas: replace outer layer of plasterboard with moisture resistant board in the affected areas.
Primer / Sealer: Knauf Wallboard Primer
Finishing: Taped & Jointed seamless finish
Other requirements: Knauf flat plate at horizontal joints and deflection head

117 INTERNAL SHAFTWALL – 2 HOUR RATED

Manufacturer and reference: Knauf UK Shaftwall SW12/08 System
Drawing ref: T09-431-0106
Nominal Thickness (excluding finishes and lining): 124 mm

Performance Criteria:
Fire resistance of complete partition assembly to BS 476: Parts 20 and 22:
Integrity/insulation (minutes): **120 Minutes**
Sound insulation to BS EN ISO 140-3: Part 3: **48dB (Rw)**
Max. Height: 6700mm

Construction:
Studs: **92mm** Knauf CT-studs at maximum 600mm centres
Head/Floor Channels: 94mm x 0.92mm gauge Knauf 'J' Channels. For deflection head detail use 94mm x 0.7mm gauge Knauf Deep Flange 'U' Channel
Head Track Fillets: Knauf Fireboard to suit deflection amount

Plasterboard Linings: 2 x 15mm Knauf Fireshield to outer side of frame
19mm Knauf Coreboard within framework to back or Riser side
Cavity insulation: 25mm Crown Acoustic Partition roll (19.5kg/m^3 density) or equal equivalent

General:
Fixings: As clause 590
Sockets and switches: install Rock mineral wool behind to suit fire rating
High humidity areas: replace outer layer of plasterboard with Fire Moistureshield in the affected areas.
Primer / Sealer: Knauf Wallboard Primer
Finishing: Taped & Jointed seamless finish
Other requirements: Knauf flat plate at horizontal joints and deflection head

120 INTERNAL LININGS TO CONCRETE COLUMNS / SHEAR WALLS

Manufacturer and reference: Knauf UK Wall Liner System
Nominal Thickness (face of concrete to finished face of lining): 50mm

Performance Criteria:
Fire resistance of complete partition assembly to BS 476: Parts 20 and 22:
Integrity/insulation (minutes): N/A
Sound insulation to BS EN ISO 140-3: Part 3: N/A
Max. Height: 100mm above suspended ceiling level, 3000mm maximum.

Construction:
Head Condition: To soffit
Head deflection allowance: N/A
Studs: Knauf Wall Liner studs (Knauf C Channel) at maximum 600mm centres. Knauf Universal Wall liner brackets to be fixed at 900mm vertical centres on each stud.
Head/Floor Channels: 20mm x 0.55mm gauge Knauf 'U' Channels (Perimeter Support).
Plasterboard Linings: 1 x 12.5mm Knauf Wallboard
Cavity insulation: None

General:
Fixings: As clause 590
High humidity areas: replace outer layer of plasterboard with Moistureshield in the affected areas.
Primer / Sealer: Knauf Wallboard Primer
Finishing: Taped & Jointed seamless finish
Other requirements: Knauf flat plate at horizontal joints where required

121 INTERNAL LININGS TO STEEL FRAMED EXTERNAL WALLS

LOCATION: Lining to Cold-rolled steel frame (by others)
Linings Manufacturer and reference: Knauf UK
Nominal Thickness (board only: 25mm - 2 x 12.5mm)
Background: Cold-rolled steel framed External Walls

Performance Criteria:
Fire resistance of complete partition assembly to BS 476: Parts 20 and 22:
Integrity/insulation (minutes): N/A
Sound insulation to BS EN ISO 140-3: Part 3: N/A
Max. Height: full height lining

Construction:
Head Condition: To underside of structural soffit
Head deflection allowance: to incorporate a deflection allowance TBC
Studs: Cold-rolled steel studs at typically 600mm centres, by others
Head/Floor Channels: head & base channels by others
Plasterboard Linings: 2 x 12.5mm Knauf Wallboard to face of existing steel stud framework
Cavity insulation: Within external walls by others

General:
Fixings: As clause 590
Primer / Sealer: Knauf Wallboard Primer
Finishing: Taped & Jointed seamless finish
Other requirements:
- Use Moistureshield for outer layer in high humidity environments
- Board edge support by others
- Knauf flat plate at horizontal joints where required
- Vapour Barrier to external wall:
  1000gauge polythene vapour barrier installed to external cold-rolled steel frame (by others) prior to plaster-boarding and overlapped 100mm at joints. Sealed to all perimeters including window and door reveals.

122 METAL STUD LINING to RWP / SVP

Pipe encasements. 1 Layer 12.5mm plasterboard on 50mm metal "C" or "I" stud framing, to include taped & jointed finish.

2-sides overall girth 300-600mm
3-sides overall girth 600-900mm

Performance Criteria:
Fire resistance of complete partition assembly to BS 476:Parts 20 and 22:
Integrity/insulation (minutes): n/a
Acoustic performance: Airborne sound reduction of Rw: n/a
Max. Height : 100mm above suspended ceiling level, 3000mm maximum.

Construction:
Studs: 50mm (0.55mm gauge) "C" or "I" studs at maximum 600mm centres to form framing. Head/Floor Channels: 52mm 'U' Channels.
Plasterboard Linings:
1 x 12.5mm Knauf Standard Wallboard to one side only.
Cavity insulation / pipe wrap: N/A - BY OTHERS

General:
Fixings: As clause 590
High humidity areas: replace outer layer of plasterboard with Moistureshield in the affected areas.
Primer / Sealer: Knauf Wallboard Primer
Finishing: Taped & Jointed seamless finish
Other requirements: Knauf flat plate at horizontal joints where required

123 METAL STUD LINING to IPS PANELS

Performance Criteria:
Fire resistance of complete partition assembly to BS 476:Parts 20 and 22:
Integrity/insulation (minutes): n/a
Acoustic performance: Airborne sound reduction of Rw: n/a
Max. Height : 3000mm

Construction:
Studs: 50mm (0.55mm gauge) "C" or "I" studs at maximum 600mm centres to form framing. Head/Floor Channels: 52mm 'U' Channels. If a deflection head detail is required use 52mm Knauf Deep Flange 'U' Channel.
Brace back and cap off 100mm above finished ceiling to partition where appropriate
Plasterboard Linings:
- 1 x 12.5mm Knauf Moistureshield to one side only.
Cavity insulation: None

General:
Fixings: As clause 590
Primer / Sealer: Knauf Wallboard Primer
Finishing: Taped & Jointed seamless finish
Other requirements: Knauf flat plate at horizontal joints where required

235 SUSPENDED CEILING – (MF Ceiling) Standard

Manufacturer: Knauf UK / MF Suspended Ceiling System

Performance Criteria:
Fire resistance of complete partition assembly to BS 476:Parts 20 and 22:
Integrity/insulation (minutes): n/a/
Acoustic performance: Airborne sound reduction of Rw = n/a

Ceiling Construction:
MF Ceiling frame:
Suspension Hangers: Knauf Strap Hangers or Angles @ 1200mm centres.
Upper Channels: 45mm Knauf MF Primary Support Channels @ 1200mm centres.
Lower Channels: 26mm Knauf MF Ceiling Channels @ 450mm maximum centres.
Channel Connector: Knauf MF connection clip.
Plasterboard Lining: 1 x 12.5mm Knauf Wallboard.
Cavity Insulation: None

General:
Fixings: As clause 590
Sealant: N/A
Primer / Sealer: Knauf Wallboard Primer – Check if required where special coatings are applied after (by others)
Finishing: Taped & Jointed seamless finish as clause 471
Junction with vertical plasterboard walls butt jointed with taped internal corners.

CAVITY FIRE BARRIERS WITHIN CEILINGS: performance **TBC**.
Assumed 30minute Integrity/15minutes Insulation:
Manufacturer: Rockwool FirePro Fire Barrier System or equal equivalent
Thickness: 50mm
Fix using Rockwool Angle support and Clamping Plate as per Rockwool installation instructions. Fix securely at perimeters and joints, ensuring permanent stability and continuity with no gaps, to provide a complete barrier to smoke and flame.
Refer to Manufacturer information for sealing around any penetrations to maintain the fire performance.
Fixing to the ceiling must not impair free expansion of grid system or otherwise affect fire resisting performance.

235A SUSPENDED CEILING – (MF Ceiling) – Moisture resistant

Manufacturer: Knauf UK / MF Suspended Ceiling System

Performance Criteria:
Fire resistance of complete partition assembly to BS 476:Parts 20 and 22:
Integrity/insulation (minutes): n/a/
Acoustic performance: Airborne sound reduction of Rw = n/a

Ceiling Construction:
MF Ceiling frame:
Suspension Hangers: Knauf Strap Hangers or Angles @ 1200mm centres.
Upper Channels: 45mm Knauf MF Primary Support Channels @ 1200mm centres.
Lower Channels: 26mm Knauf MF Ceiling Channels @ 450mm maximum centres.
Channel Connector: Knauf MF connection clip.
Plasterboard Lining: 1 x 12.5mm Knauf Moistureshield.
Cavity Insulation: None

General:
Fixings: As clause 590
Sealant: N/A
Primer / Sealer: Knauf Wallboard Primer – Check if required where special coatings are applied after (by others)
Finishing: Taped & Jointed seamless finish as clause 471
Junction with vertical plasterboard walls butt jointed with taped internal corners

CAVITY FIRE BARRIERS WITHIN CEILINGS: performance **TBC**.
Assumed 30minute Integrity/15minutes Insulation:
Manufacturer: Rockwool FirePro Fire Barrier System or equal equivalent
Thickness: 50mm
Fix using Rockwool Angle support and Clamping Plate as per Rockwool installation instructions. Fix securely at perimeters and joints, ensuring permanent stability and continuity with no gaps, to provide a complete barrier to smoke and flame.
Refer to Manufacturer information for sealing around any penetrations to maintain the fire performance.
Fixing to the ceiling must not impair free expansion of grid system or otherwise affect fire resisting performance.

235B ACOUSTIC SUSPENDED CEILING – (MF Ceiling) – to Audiology Booths

Manufacturer: Knauf UK / MF Suspended Ceiling System

Performance Criteria:
Fire resistance of complete partition assembly to BS 476:Parts 20 and 22:
Integrity/insulation (minutes): n/a
Acoustic performance: Airborne sound reduction of Rw = n/a
Structural soffits: concrete
Minimum cavity above boards: 300mm typically

Ceiling Construction:
MF Ceiling frame:
Suspension Hangers: Acoustic Engineering Services Mason type HDQF-A- RED (or equal equivalent) Acoustic Hangers @ 1200mm centres, fixed with 2 Knauf waferhead jackpoint screws to primary supports channels hung from soffit with 8mm threaded steel rod.
Upper Channels: 45mm Knauf MF Primary Support Channels @ 1200mm centres.
Lower Channels: 26mm Knauf MF Ceiling Channels @ 450mm maximum centres.
Channel Connector: Knauf MF connection clip.
Plasterboard Lining: 2 x 12.5mm Knauf Soundshield.

Cavity Insulation: 100mm Rockwool RWA45 laid over grid framework, ensure continuous without gaps.

Generally:
Fixings: As clause 590, M8 drop-in expandable anchors for threaded rod into concrete soffit.
Sealant: N/A
Primer / Sealer: Knauf Wallboard Primer
Finishing: Taped & Jointed seamless finish as clause 471
Junction with vertical plasterboard walls butt jointed with taped internal corners.

CAVITY FIRE BARRIERS WITHIN CEILINGS: performance **TBC**.
Assumed 30minute Integrity/15minutes Insulation:
Manufacturer: Rockwool FirePro Fire Barrier System or equal equivalent
Thickness: 50mm
Fix using Rockwool Angle support and Clamping Plate as per Rockwool installation instructions. Fix securely at perimeters and joints, ensuring permanent stability and continuity with no gaps, to provide a complete barrier to smoke and flame.
Refer to Manufacturer information for sealing around any penetrations to maintain the fire performance.
Fixing to the ceiling must not impair free expansion of grid system or otherwise affect fire resisting performance.

240 ADDITIONAL NOGGINGS:
Ensure that horizontal noggins, bearers and fixing channels etc., required to provide fixing points for heads of partitions running parallel with, but offset from main structural vertical supports, or to support fixtures, fittings and services at an intermediate height, are accurately positioned and securely fixed. After fixing mark positions of noggins, bearers and channels, etc for following trades.

270 CONTROL SAMPLE:
Complete a representative area of each type of partitioning in an approved location. Obtain approval of appearance before proceeding.

GENERALLY/PREPARATION

305 COMPLIANCE WITH PERFORMANCE REQUIREMENTS:
- Provide Knauf U.K. laboratory test/assessment report(s) for: Acoustic and Fire Resistance requirements
- All materials, components and details used must be in accordance with the test/assessment report(s). If discrepancies arise, obtain instructions from Knauf U.K.

310 WORKMANSHIP GENERALLY:
- Plasterboard: To BS EN 520, Types A to F with exposed surface suitable to receive direct decoration
- Fixing, jointing and finishing materials and accessories, to be as recommended by Knauf U.K.
- Fix boards only in areas, which have been made weather tight. Prevent frost damage.
- Cut boards neatly and accurately without damage to core or tearing of paper facing. Keep cut edges to a minimum and position at internal angles wherever possible. Mask with bound edges of adjacent boards at external corners.
- Fix boards securely and firmly to suitably prepared and accurately levelled backgrounds. Set heads of fastenings in a depression; do not break paper or gypsum core. Finish neatly to give flush, smooth, flat surfaces free from bowing and abrupt changes of level. Do not use damaged boards.

325 PREPARATION OF SOLID BACKGROUNDS:
- Complete all cutting, chasing, plugging and making good.
- Remove all loose material by brushing thoroughly.
- Remove all oil, grease, wallpaper, etc. by scrubbing with water and detergent. Rinse with clean water and allow to dry.
- For adhesive fixed wall linings, adjust suction of background as necessary using primers or bonding agents recommended for the purpose by Knauf U.K.

331 FIBRE INSULATION:
- Material: Glass mineral wool
- Manufacturer and reference: Knauf Insulation, or equivalent.
- Thickness: 25mm to 100mm (nominal) to achieve required sound insulation.
- Use widest practical widths of insulation. Closely butt all joints leaving no gaps.

340 ACOUSTIC SEALANT:
- Manufacturer and reference: Knauf Sealant, by Knauf U.K, or equivalent.
- Location: At junctions between partition(s) and adjoining structure, and at other airpaths.
- Apply as a continuous bead to clean, dry, dust-free surfaces, leaving no gaps.

345 ADDITIONAL SUPPORTS FOR PARTITION HEADS:
Provide or ensure provision of accurately positioned and securely fixed framing to receive partition heads running parallel with, but offset from main structural supports.

350 JOINTS
between tapered edges of boards to be lightly butted. Leave a 3mm gap where cut/unbound edges occur.

355 ADDITIONAL SUPPORTS FOR FIXTURES AND FITTINGS:
Provide or ensure provision of accurately positioned and securely fixed framing to support fixtures, fittings and services. After fixing boards, mark positions of framing for following trades.

361 HORIZONTAL JOINTS
will not be permitted in surfaces exposed to view except where height of wall exceeds maximum available length of board. Agree positions of joints where not specified.

365 ADDITIONAL SUPPORTS FOR BOARD EDGES AND PERIMETERS:
Provide or ensure provision of additional framing, accurately positioned and securely fixed, to give full support to board edges and lining perimeters in accordance with Knauf U.K. recommendations.

380 MOVEMENT JOINTS FOR DRY WALL SYSTEMS:
- To be formed using back-to-back edge beads with minimum 25mm gap to comply with infection control requirements. Proprietary Knauf "v-bead" detail not permitted.

385 SERVICE PENETRATIONS:
The dry lining contractor must liaise with other contractors to ensure that fire resistance and other specified performance requirements are not impaired by service penetrations.
- In particular: Fire Dampers (to be supported independently).
- Form framed openings accurately for grouped services, ducts, etc. allowing for Knauf Fire Stopping or equivalent
- Provide insulation backings to recessed electrical outlets and switches as recommended by Knauf U.K.

405 PLASTERBOARD GENERALLY:
Knauf Plasterboard manufactured to BS EN 520, Types A to F with exposed surface and edge profiles suitable to receive the specified finish.

FIXING/FINISHING

435 DRY LINING GENERALLY:
- Fixing, jointing and finishing materials and accessories, to be as recommended by Knauf U.K.
- Handle and store materials in accordance with BS 8212, section 5. Do not use damaged boards.
- Fix boards only in areas, which have been made weather tight. Prevent frost damage.
- Cut boards neatly and accurately without damage to core or tearing of paper facing. Keep cut edges to a minimum and position at internal angles wherever possible. Mask with bound edges of adjacent boards at external corners.
- Fix boards securely and firmly to suitably prepared and accurately levelled backgrounds. Set heads of fastenings in a depression; do not break paper or gypsum core. Finish neatly to give flush, smooth, flat surfaces free from bowing and abrupt changes of level.

445 CEILINGS:
Fix boards with bound edges at right angles to supports and with ends staggered in adjacent rows.

455 METAL STUD FRAMING:
- Install using components, accessories and methods recommended by Knauf U.K.
- Set out floor/head channels and perimeter studs to give a framework which is accurately aligned with a true vertical plane. Fix securely at all perimeters at not more than 600mm centres.

- Position studs at equal centres to suit specified linings, maintaining sequence across openings. Provide additional studs as necessary to ensure support to all vertical edges of boards.
- Accurately form openings to receive doorsets using sleeved/ boxed metal studs and/or suitable timber framing as necessary to achieve the strength grade requirements of the framing assembly and adequately support the weight of the door.

471 KNAUF TAPED SEAMLESS FINISH:

- Joint compound: One of the following Knauf products manufactured by Knauf U.K: , or equivalent:
  Knauf Joint Filler
  Knauf Ready Mix Joint Cement
  Knauf Joint cement super smooth
  Knauf Multifill
  Knauf Ready Mix Joint Cement
  Knauf Ready Mix Lite Easy Sand
- Lightly sand cut edges of boards to remove paper burrs.
- Reinforce all edges and external angles with Knauf Corner Flex Tape.
- Fill all joints, gaps and internal angles with Knauf Joint Compound and cover with continuous lengths of Knauf paper or fibre joint tape, fully bedded.
- When set, cover all joints, gaps and angles with joint compound, feathered out to give a flush, smooth, seamless surface.
- Spot nail/screw depressions with joint compound to give a flush surface.
- Fill minor indents and after joint, angle and spotting treatments have dried, apply surface finish to give a continuous consistent texture to surface of boards.
- Surface finish: Generally 1 coat Knauf Wallboard Primer.

485 METAL SUSPENDED CEILING FRAMING:

Install using components, accessories and methods recommended by Knauf UK. Set out Knauf MF Perimeter Channel, 25 x 25mm Knauf MF Angle Hangers, Knauf MF Primary Support Channels and MF Ceiling Channels to give a framework which is accurately aligned and level. Fix securely with additional framing and stiffening at upstands, access hatches, etc. to give a stable ceiling.

495 MINERAL WOOL INSULATION TO METAL STUD PARTITIONS/LININGS:

- Fit securely with closely butted joints, leaving no gaps. Unless the insulation is of a self-supporting slab type fitted between studs, fix at head of frame using timber battens or Self-Adhesive "Stick Pins".

500 MINERAL WOOL INSULATION ACROSS METAL SUSPENDED CEILING FRAMING:

Use widest practical widths of insulation. Fit securely with closely butted joints leaving no gaps.

515 ACOUSTIC SEALANT:

- Sealant: Knauf Intumescent and Acoustic Sealant (or equal and approved)
- Location: To perimeter junctions with walls, floors, and ceilings and around openings.
- Before fixing boarding, apply as a continuous bead to clean, dry, dust-free surfaces, leaving no gaps. After application of sealant, fill gaps greater than about 6mm with Jointing Compound.

555 FIRE STOPPING:

Seal any gaps at junctions of linings and cavity barriers with perimeter abutments, service penetrations, etc. using tightly packed mineral wool or Knauf Intumescent sealant, or equivalent, to prevent penetration of smoke and flame.

565 VERTICAL JOINTS:

- Centre joints on studs. For partitions, ensure that joints on opposite sides of studs are staggered.
- For two layer boarding, stagger joints between layers.

590 FIXING PLASTERBOARD TO METAL SUPPORTS:
Fix securely to all supports, working from the centre of each board using Knauf drywall screws at the following maximum centres:
Partition/wall linings: 300mm centres, reduced to 200mm at external angles.
Ceilings: 230mm centres, reduced to 150mm at board ends and at lining perimeters.
- Position screws not less than 10mm from the edge of the board. Set heads in a depression; do not break paper or gypsum core.
- Knauf Drywall Screws, unless specified otherwise.

695 BEADS/STOPS GENERALLY:
- Cut neatly using mitres at return angles. Fix securely using longest possible lengths, plumb, square and true to line and level, ensuring full contact of wings with background.
- After joint compounds/plasters have been applied, remove surplus material while still wet from surfaces of beads, which are exposed to view.

720 MINOR DAMAGE IN EXISTING PLASTERBOARD:
Where not specified otherwise, repair small areas of broken board by cutting away paper, removing loose core material and filling with joint filler. Apply PVAC sealer to exposed plaster and cut edge of paper before filling. Finish off to give a flush, smooth surface ready for decoration.

730 MAJOR DAMAGE IN EXISTING PLASTERBOARD:
Where not specified otherwise, repair large damaged areas of board by cutting out and replacing with an identical piece of board. Form a neat hole with sides vertical and horizontal. Fix the patch using the same method as the existing dry lining, ensuring full support to all edges of existing and new board. Fill joints, apply tape and finish off to give a flush, smooth, seamless surface ready for redecoration.

2214 FIXINGS GENERALLY
Fixings shall be as recommended by the manufacturer, being suitable and adequate to comply with the specification.
Fixings within the framing components shall not be visible.
Fixings shall be zinc or cadmium plated, self-drilling and self-tapping countersunk headed screws.

2215 VOID FILLING MATERIAL
Use only material that is inert, durable, rot / vermin proof and non-degradable by temperature, moisture and water vapour.
Material shall be fixed so as not to bulge, sag, delaminate or detach.
Mineral Fibre mat to comply with BS 3958: Part 5.

2216 BEADS, JOINTS AND ANGLES
All metal beads, edges, angles and trims shall be galvanised mild steel obtained from Knauf UK, or similar and equal.
Metal corner reinforcement to be Knauf Angle Bead or similar.
Sealants as recommended by the manufacturer.
Perimeter trims for plasterboard ceilings to comprise galvanised mild steel trim to provide shadow gap as shown on the Design Drawings.
Jointing Tape: Knauf Fibre Tape, Paper Tape or similar and equal.
Jointing Compounds: Comply with BS 8212 with respect to shrinkage and consistency.
Intumescent / Acoustic Sealant to be applied to all junctions with walls, floors, ceilings, and around openings in accordance with Knauf recommendations. To be applied as continuous bead leaving no gaps.

SUBJECT TO APPROVAL OF TILE SAMPLES.

NSGH Project (Full Business Case) FBC APPENDIX K		
	BROOKFIELD	NSGH BOARD
Name:	[redacted]	
Date:	26/04/11	11.11.2010
Sign:	[redacted]	
Status. (A or B)	A	D

NHS Greater Glasgow and Clyde

NEW SOUTH GLASGOW HOSPITALS

ADULT & CHILDREN'S HOSPITAL

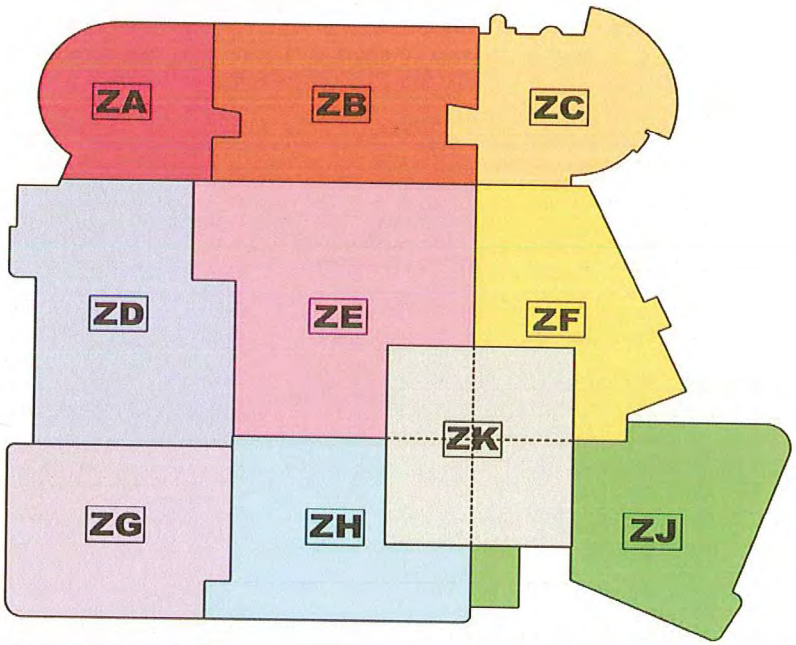

NIGHTINGALE associates

Document Name

NBS SPECIFICATION - Demountable suspended ceilings

Status
DESIGN DEVELOPMENT

Prepared by	S.Yasar	15/10/2010	
Checked by	J.Truscott	DATE OF 1ST ISSUE	REVISION DATE

Document Number	Revision
NA-SP-K40	0

Table of Contents

Title		Page
K	Linings/Sheathing/Dry partitioning	3
K40	Demountable suspended ceilings	5

K40 Demountable suspended ceilings

To be read with Preliminaries/General conditions.

DESIGN COMPLIANCE CRITERIA

- To be read in conjunction with the following drawings and documents:
  - The Structural Design Philosophy Report
  - Relevant sections of the Architect's and Engineer's NBS Specifications
  - Relevant Architect's and Engineer's Drawings
  - The Health and Safety Plan
  - The Main Contractor's Programme
  - Specific Requirements included within the Contract Documentation
- All specified materials and equipment, Third Party Specialist's design and or Sub-Contractor's Design to be compliant with:
  - NHS Greater Glasgow and Clyde Employer's Requirements for the New South Glasgow Hospitals Project including the list of mandatory guidance e.g. HBN's, SHTM's, HTM's, SHFN's & SFPN's
  - Relevant NHS Guidance
  - Scottish Building Regulations 2004 & the Scotland Building Act 2003
  - Current British & European Standards, & Codes of Practice (including BS 8300)
  - Disability Discrimination Act 1995 (DDA)
  - HSE Guidance, including Construction – Design & Management Regulations 2007
  - Scottish Building Standards - Non Domestic Technical Handbook 2009
- Component life expectancy 15 years.

STRUCTURAL PERFORMANCE

- The Third Party Specialist or Sub-Contractor Designers are required to familiarise themselves with, and comply with, the Scottish Building Regulations system, the requirements to submit information for review, and the timescales within which said information is required.

- Design Requirements
  The structure of the component or system is to be designed in accordance with the relevant material or product standards to safely accommodate, resist and transfer all loads and actions applied to it by all relevant external sources calculated in accordance with BS 6399 other appropriate standard.
  The adequacy of the method of fixing of the component, and the transfer of said loads to other supporting / restraining elements, is to be demonstrated by calculations submitted to the certifier or by reference to appropriate test data or certification eg BBA Certificates.
  Similarly, the adequacy of method of fixing of the various components of a system, and the transfer of said loads to each other, and to supporting / restraining elements, is to be demonstrated by calculations submitted to the certifier or by reference to appropriate test data or certification eg BBA Certificates.
  If standard products are selected, evidence that the selection of that product for the given situation is appropriate is required with reference to the calculated loading regime and any design or test data for the product that demonstrates that the product can resist / transmit the required loads.

  The magnitude of all loads applied to supporting structures by the component or system requires to be clearly communicated to enable the effect on the supporting structure to be adequately assessed.
  If demonstration by calculation is selected, the skill and experience of the designer, or the checker, requires to be demonstrated that it is appropriate for the situation. This can be satisfied by the provision of a brief CV or by proof of membership of a relevant trade organisation. The requirement to submit all of the calculations for review may be negated by the submission of a Structural Design Certificate signed by an appropriately structurally qualified member of the designer's team.
  All other performance / specification details to be as per the requirements of the relevant client or design team member for that element or system.

- Minimum Information Requirements for Review Before Warrant Applications is Submitted:
  Refer also to http://www.ser-ltd.com/scotland/Bulletin/Tech_Bulletin.asp
  - General arrangement drawings demonstrating load paths
  - Typical details or product / component data
  - Approximate member sizes and weights
  - Material descriptions

- Minimum Information Requirements on Completion of Design:
  Refer also to http://www.ser-ltd.com/scotland/Bulletin/Tech_Bulletin.asp
  - Assessment of loads applied to component / system
  - Assessment of distribution of loads through the various elements of the component / system
  - Structural details of the various elements of the component / system
  - Calculation / test / certification demonstrating the member or component's ability to resist and transfer the calculated loads
  - Fixing details of the various elements of the component / system to each other
  - Calculation / test / certification demonstrating the fixings' ability to resist and transfer the calculated loads
  - Fixing details of the various elements of the component / system to the main structure

- Calculation / test / certification demonstrating the fixings' ability to resist and transfer the calculated loads
- Demonstration that the designer or checker is appropriately qualified to undertake the design or assessment works being carried out

TYPES OF CEILING SYSTEM

108 UNIT SUSPENDED CEILING SYSTEM FOR USE IN BEDROOMS, CORRIDORS AND GENERALLY

- Ceiling system manufacturer: Armstrong World Industries Equal or approved Freephone 0800 371849, fax 01895 274287 www.armstrong-ceilings.co.uk.
  - Product reference: Perla dB Board BE BP3191M.
- Ceiling:
  - Infill units: As clause 267.
  - Ceiling module: 600 x 600 mm.
  - Soffit height above finished floor level: Refer to Nightingale Associates drawings.
- Grid:
  - Form: Trulok Prelude Suspension System.
  - Exposure: Exposed 24mm Grid.
  - Grid spacings: 600 x 600 mm
- Access: Infill Units Fully Demountable.
- Suspension system: As clause 252.
- Perimeter trim: As clause 261.
- Accessories: None.
- Integrated services fittings: None.
- Other requirements: None.

110 UNIT SUSPENDED CEILING SYSTEM TO SHOWER / WET AREAS

- Ceiling system manufacturer: Armstrong World Industries Equal or approved Freephone 0800 371849, fax 01895 274287.
  - Product reference: Newtone Residence BP 1201M4.
- Ceiling:
  - Infill units: As clause 266.
  - Ceiling module: 600 x 600 mm.
  - Soffit height above finished floor level: Refer to Nightingale Associates drawings.
- Grid:
  - Form: Trulok Prelude Suspension System.
  - Exposure: Exposed Non-Corrosive 24mm Grid.
  - Grid spacings: 600 x 600 mm
- Access: Infill Units Fully Demountable.
- Suspension system: As clause 251.
- Perimeter trim: As clause 261.
- Accessories: None.
- Integrated services fittings: None.
- Other requirements: None.

112 UNIT SUSPENDED CEILING SYSTEM LARGE MODULE TO MAIN ENTRANCE CEILING VOID

- Ceiling system manufacturer: Armstrong World Industries Ltd Equal or approved Freephone 0800 371849, fax 01895 274287.
  - Product reference: Orcal Clip-In Metal Tile.
- Ceiling:
  - Infill units: Microperforated 138 - 1.5 mm diameter holes, 22% open area.
  - Ceiling module: 2400 x 300 mm approx.
  - Soffit height above finished floor level: Refer to Nightingale Associates drawings.
- Grid:
  - Form: Orcal 3000 - For 3 mm bevel edge tiles.
  - Exposure: Concealed .
- Access: Infill units fully demountable.
- Suspension system: As clause 251.
- Perimeter trim: As clause 261.
- Accessories: Acoustic backing Premium B15. - For all perforated tiles. Mineral fibre pad. Superior attenuation, TBA by Acoustic Consultance.
- Integrated services fittings: None.
- Other requirements: None.

115 UNIT SUSPENDED CEILING SYSTEM SMALL MODULE TO MAIN ENTRANCE CEILING VOID

- Ceiling system manufacturer: Armstrong World Industries Ltd Equal or approved Freephone 0800 371849, fax 01895 274287.
  - Product reference: Orcal Clip-In Metal Tile.
- Ceiling:
  - Infill units: Extra microperforated. - 0.7 mm diameter holes, 1% open area.
  - Ceiling module: 600 x 1200 mm.
  - Soffit height above finished floor level: Refer to Nightingale Associates drawings.
- Grid:
  - Form: Orcal 3000 - For 3 mm bevel edge tiles.
  - Exposure: Concealed .
- Access: Infill units fully demountable.
- Suspension system: As clause 251.
- Perimeter trim: As clause 261.
- Accessories: Acoustic backing Premium B15. - For all perforated tiles. Mineral fibre pad. Superior attenuation, TBA by Acoustic Consultance.
- Integrated services fittings: None.
- Other requirements: None.

GENERAL/ PERFORMANCE

206 DEFINITIONS

- Ceiling: Items collectively constituting the ceiling surface i.e. infill units/boards/stretched fabric, access units and grid.
- Ceiling system: Ceiling plus suspension system and integrated services fittings

COMPONENTS

240 SAMPLES

- General: Submit representative samples of the following: Panels for ceiling systems K40/110 .

245 STANDARDS

- Components: To BS EN 10346.
  - Aluminium sheet, strip and plate: To BS EN 485.
  - Aluminium bars, tubes and sections: To relevant parts of BS EN 515, BS EN 573, BS EN 755 and BS EN 12020.

251 SUSPENSION SYSTEM Newtone Trulok Prelude Non-Corrosive Suspension System

- Extent of system: Include all hangers, fixings, main runners, cross members, primary channels, perimeter trims, splines, noggings, clips, bracing, bridging, etc. necessary to complete the ceiling system and achieve specified performance.
- Top fixings: As recommended by ceiling contractor.
- Hangers: Trulok BP T1924L angle; cut, bent, lapped and predrilled.
- Grid type: Exposed Non-Corrosive Grid System.
  - Finish: Pre-coated fully polymerized Polyester Finish with hot dipped galvanised base material.
  - Colour: Armstrong Global White .

252 SUSPENSION SYSTEM Perla Trulok Prelude Suspension System

- Extent of system: Include all hangers, fixings, main runners, cross members, primary channels, perimeter trims, splines, noggings, clips, bracing, bridging, etc. necessary to complete the ceiling system and achieve specified performance.
- Top fixings: As recommended by ceiling contractor.
- Hangers: Trulok BP AW950 Suspension Wire.
- Grid type: Exposed 24mm Grid System.
  - Finish: Pre-coated fully polymerized Polyester Finish.
  - Colour: Armstrong Global White .

256 EDGE BATTENS AS REQUIRED

- Material: Planed softwood to BS EN 942, class J10; moisture content at time of fixing: 15% ± 2%.
  - Finished size: 21 x 44 mm.
  - Finish (apply before ceiling grid is installed): Prime, undercoat and final coat of matt black to visible surfaces.

261 PERIMETER TRIMS Trulok Perimeter Trim BPT1924L & BPT 1924H

- Type: Non-Corrosive Painted Perimeter Trim.
- Fixings:
  - Fasteners: As recommended by ceiling contractor.
  - Fixing centres (maximum): 450 mm.

266 INFILL UNITS Armstrong Newtone Residence BP1201M4

- Type: Calcium Silicate .
  - Product reference: Newtone Residence BP1201M4.
  - Form: Lay in tiles.
  - Sizes: 600 x 600 mm.
  - Finish: Painted Finish.
  - Colour: Armstrong Global White.

267 INFILL UNITS Armstrong Perla dB Board BE. BP3191M

- Type: 19mm thick medium density acoustic mineral tiles with a smooth acoustically transparent, high durability facing .
  - Product reference: Perla dB Board BE. BP3191M.
  - Form: Lay in tiles.
  - Sizes: 600 x 600 mm, 600 x 1200 mm & 300 x 1200 mm.
  - Finish: Painted Finish.
  - Colour: Armstrong Global White.

287 CAVITY BARRIERS

- Standard: To BS 476-20 and -22.
- Manufacturer: Submit proposals.
  - Product reference: Submit proposals.
- Fire resistance: Fire resistance: 60/60 minutes.
- Type/ Material: Wire reinforced mineral wool.
- Thickness: as required.
- Density: 45 kg/m³.
- Facings/ Wrappings: Aluminium foil to back (facing void) and edges, white glass fibre tissue to front.

290 AIR PLENUM BARRIERS TO ENTRANCE AREA

- Material: Rigid or semirigid non porous sheets with smooth nondusting surfaces.
- Fire spread rating: Not less than ceiling materials exposed within the ceiling void.

EXECUTION

302 CONTROL SAMPLES

- General: Complete areas as part of the finished work in the following locations: To be agreed for each ceiling type.
- Approval: Obtain before completing areas of similar work.

305 SETTING OUT

- General: Completed ceiling should present, over the whole of its surface exposed to the room below, a continuous and even surface, jointed (where applicable) at regular intervals.
- Infill and access units, integrated services: Fitted correctly and aligned.
- Edge/ perimeter infill units size (minimum): Half standard width or length.
- Corner infill units size (minimum): Half standard width and length.
- Grid: Position to suit infill unit sizes. Allow for permitted deviations from nominal sizes of infill unit.
- Infill joints and exposed suspension members: Straight, aligned and parallel to walls, unless specified otherwise.
- Suitability of construction: Give notice where building elements and features to which the ceiling systems relate are not square, straight or level.

310 BRACING

- General: Secure, with additional bracing and stiffening to give a stable ceiling system resistant to design loads and pressures.

315 PROTECTION

- Loading: Do not apply loads for which the suspension system is not designed.
- Ceiling materials: When necessary, remove and replace correctly using special tools and clean gloves, etc. as appropriate.

320 TOP FIXING

- Building structure: Verify suitability.
- Structural soffit: concrete slab.
  - Suitability to receive specified fixings: Evaluate and confirm.
- Fixing generally: In accordance with BS EN 13964.
- Fixing to:
  - Concrete: Drill and insert suitable expanding anchors.
  - Aerated concrete: Fix through from the top of concrete units and provide a system of primary support channels.
  - Structural steel: Drill, or use suitable proprietary clips/ adaptors.
  - Metal roof decking: Fix to sides of liner tray corrugations.
  - Timber: Fix to side of joists at least 50 mm from bottom edge. If ceiling system is intended for fire protection, fix into top third of joists.
  - Hollow structural members: Submit fixing proposals.

325 INSTALLING HANGERS

- Wire hangers: Straighten and tension before use.
- Installation: Install vertical or near vertical, without bends or kinks. Do not allow hangers to press against fittings, services, or insulation covering ducts/ pipes.
- Obstructions: Where obstructions prevent vertical installation, either brace diagonal hangers against lateral movement, or hang ceiling system on an appropriate rigid sub-grid bridging across obstructions and supported to prevent lateral movement.
- Extra hangers: Provide as necessary to carry additional loads.
- Fixing:
  - Wire hangers: Tie securely at top with tight bends to loops to prevent vertical movement.
  - Angle/ strap hangers: Do not use rivets for top fixing.
- Spacings: To Manufacturers recommendations.

330 INSTALLING TIMBER EDGE BATTENS

- Fixing: Firmly to perimeter wall or other building structure.
  - Fasteners: Plugged and screwed to walls.
  - Fixing centres (maximum): 450 mm.

335 INSTALLING PERIMETER TRIMS

- Jointing: Neat and accurate, without lipping or twisting.
  - External and internal corners: Mitre joints generally. Overlap joints at internal corners are acceptable.
  - Intermediate butt joints: Minimize. Use longest available lengths of trim. Align adjacent lengths.
- Fixing: Fix firmly to perimeter wall, edge battens or other building structure.
  - Fasteners: As recommended by ceiling contractor.
  - Fixing centres: 450 mm.

340 EXPOSED GRIDS

- Grid fixings: As recommended by ceiling contractor.
- Main runners: Install level. Do not kink or bend hangers.
  - Spliced joints: Stagger.
  - Wire hangers passing through main runners: Use sharp bends and tightly wrapped loops.
  - Angle/ strap hangers: Do not use rivets for bottom fixing.
  - Angular displacement of long axis of one runner in relation to next runner in line with it: Not visually apparent.
- Cross members supported by main runners or other cross members: Install perpendicular to intersecting runners.
- Cross tees: Flat and coplanar with flanges of main runners after panel insertion.
  - Cross tees over 600 mm long, cut and resting on perimeter trim: Provide an additional hanger.
- Holding down clips: Locate to manufacturer's recommendations.
  - Fire protecting/ resisting ceiling systems: Use clip type featured in the fire test/ assessment.

345 CONCEALED GRIDS

- Grid fixings: As recommended by ceiling contractor.
- Primary support channels: Install level. Do not kink or bend hangers.
  - Wire hangers wrapped around primary channels: Twice wrapped. Loops tightly formed.
  - Angle/ Strap hangers: Do not use rivets for bottom fixing.
- Splines: Locate between infill units to assist levelling of adjacent units and to resist air movement at joints.
- Spring-tee grids: Do not omit primary channel.

355 INSTALLING INFILL UNITS

- General:
  - Perimeter infill units: Trimmed, as necessary, to fully fill space between last grid member and perimeter trim. Prevent subsequent movement.
  - Deeply textured infill units: Minimize variations in apparent texture and colour. In particular, avoid patchiness.
- Concealed grids: Install infill units uniformly, straight and aligned. Avoid dimension creep.
  - Infill units around recessed luminaires and similar openings: Prevent movement and displacement.

365 INSTALLING METAL INFILL UNITS

- Sound absorbing pads: Fit to prevent upward air movement through infill units. Cut or fold pads in cut perimeter infill units to full unit size. Reseal cut pads.
- Perimeter infill units: Firmly wedge cut units into perimeter trim, or clip down.

385 UPSTANDS AND BULKHEADS

- Vertical ceiling systems: Support and brace to provide alignment and stability.
- High upstands: Provide support at base of upstand.

390 OPENINGS IN CEILING MATERIALS

- General: Neat and accurate. To suit sizes and edge details of fittings. Do not distort ceiling system.

395 INTEGRATED SERVICES

- General: Position services accurately, support adequately. Align and level in relation to the ceiling and suspension system. Do not diminish performance of ceiling system.
- Small fittings: Support with rigid backing boards or other suitable means. Do not damage or distort the ceiling.
  - Surface spread of flame rating of additional supporting material: Not less than ceiling material.
- Services outlets:
  - Supported by ceiling system: Provide additional hangers.
  - Independently supported: Provide flanges to support ceiling system.

401 CEILING MOUNTED LUMINAIRES

- Support: Generally from structural slab above.
  - Independently supported luminaires: Suspension adjusted to line and level of ceiling.
  - Ceiling supported luminaires: Modifications and/ or extra support required: To each luminaire.
- Surface mounted luminaires: Units installed so that in event of a fire the designed grid expansion provision is not affected.
- Modular fluorescent recessed luminaires: Compatible with ceiling module. Extension boxes must not foul ceiling system.
- Recessed rows of luminaires: Provide flanges for support of grid and infill units, unless mounted above grid flanges. Retain in position with lateral restraint.
- Fire protecting/ resisting ceiling systems: Luminaires must not diminish protection integrity of ceiling system.
- Access: Provide access for maintenance of luminaires.

406 TRUNKING

- Recessed trunking: Provide flanges for support of grid and infill units, unless mounted above grid flanges. Retain in position with lateral restraint.

411 MECHANICAL SERVICES

- Fan coil units:
  - Inlet/ Outlet grilles: Trim ceiling grid and infill units to suit.
  - Space beneath: Sufficient for ceiling system components.
  - Suspension and connections: Permit accurate setting out and levelling of fan coil units.
- Air grilles and diffusers:
  - Setting out: Accurate and level.
  - Linear air diffusers: Retain in place with lateral restraint. Provide flanges for support of grid and infill units.
  - Grille/ Diffuser ceiling joints: Provide smudge rings and edge seals.
- Smoke detectors and PA speakers:
  - Ceiling infill units: Scribe and trim to suit.
  - Independent suspension: as recommended by the Manufacturer and ceiling contractor.
  - Flexible connections: Required.
- Sprinkler heads: Carefully set out and level.

415 INSTALLING INSULATION

- Fitting: Fit accurately and firmly with butted joints and no gaps.
- Insulation within individual infill units: Fit closely. Secure to prevent displacement when infill units are installed or subsequently lifted.
  - Dustproof sleeving: Reseal, if cut.
- Width: Lay insulation in the widest practical widths to suit grid member spacings.
- Services: Do not cover electrical cables that have not been sized accordingly. Cut insulation carefully around electrical fittings, etc. Do not lay insulation over luminaires.
- Sloping and vertical areas of ceiling system: Fasten insulation, to prevent displacement.

421 CEILING SYSTEMS INTENDED FOR FIRE PROTECTION

- Junctions of ceiling systems with perimeter abutments and service penetrations: Seal gaps with tightly packed mineral wool or intumescent sealant to prevent penetration of smoke and flame.
- Ceiling system/ wall junctions: Maintain protective value of ceiling system.
  - Fixings and grounds: Noncombustible.
  - Metal trim: Provide for thermal expansion.
- Access and access panels: Maintain continuity of fire protection.

425 INSTALLING CAVITY FIRE BARRIERS

- Maximum ceiling void dimension in any direction: 20 m.
- Fixing: Secure barrier at head and base using proprietary angle support system.
  - General: Fix barriers securely to channels or angles at abutments to building structure.
  - At perimeters and joints: Provide permanent stability and continuity with no gaps to form a complete barrier to smoke and flame.
- Joints: Form to preserve integrity in fire.
- Service penetrations: Cut barriers neatly to accommodate services. Fit fire resistant sleeves around flexible materials. Fill gaps around services to fire barrier manufacturer's recommendations to maintain barrier integrity. Adequately support services passing through the barrier.
- Ceiling systems intended for fire protection: Do not impair fire resisting performance of ceiling system.
- Ceiling systems not intended for fire protection: Do not mechanically interlink barriers with ceiling system.

435 INSTALLING AIR PLENUM BARRIERS

- Fixing: Fix tightly at perimeters and joints using methods recommended by the barrier manufacturer to ensure permanent stability.
- Edges and joints: Seal effectively to prevent air leakage.

500 ELECTRICAL CONTINUITY AND EARTH BONDING

- Substantial conductive parts of the ceiling system: Electrically continuous and fully earth bonded to carry prospective earth fault currents.
  - Standard: To BS 7671.
- Sequence: Complete earth bonding as soon as possible after completion of each independent area of suspension system.
- Testing: After completion of the ceiling system, associated services and fittings, test conductive parts of suspension system required to carry earth fault current, or used as bonding connections. Give notice before testing.
  - Electrical continuity: Measure from various distant conductive points of ceiling system and to earth bar in distribution board serving the area.
  - Test current: Sufficient to indicate probable electrical performance under fault conditions.
  - Test instrument: Type providing a pulse of about 25 A at safe voltage for safe duration, and indicating resistance in ranges 0-2 ohms and 0-20 ohms.
  - Resistance of measuring conductors: Deduce from test instrument readings.
  - Test readings: Record and certify. Add results to resistance of other parts of the path forming the earth fault loop.

COMPLETION

505 TOOLS

- Access tools: At Completion, supply one set of the following: tools for tile removal .

520 USER INSTRUCTIONS

- Contents: Include the following:
  - Correct methods for removing and replacing infill units and other components.
  - Cleaning methods and materials.
  - Recommendations for redecoration.
  - Ceiling systems intended for fire protection: Limitations placed on subsequent alterations and maintenance procedures, to ensure that their fire performance is not impaired.
  - Maximum number, position and value of point loads that can be applied to ceiling system after installation.

530 SPARES

- General: At Completion supply the following: 25 tiles for each ceiling system and type.

Biobloc Acoustic

Biobloc Acoustic combines excellent cleanability, resistance to disinfectants and sound absorption. Along with its antimicrobial performance it is an ideal solution for healthcare environments.

zentia

Key Features

- Safe use with disinfectants
- Effective against micro-organisms
- Enhanced water repellency: washable
- Enhanced sound absorption of 0.60(H) α_w
- Cleanroom ISO 4 (≥0,5µm)
- Ideal for healthcare environments with average to severe risk of infection
- Suitable for use in Zone 4 (very high risk)

Biobloc Acoustic complies with the NF S 90-351 (2013) microbiological classification M1 and the most onerous risk Zone 4. The ≤1 colony forming unit per m³ air M1 results were achieved in tests with:

- Methicillin Resistant Staphylococcus Aureus (MRSA)
- Escherichia coli (E-coli)
- Bacillus cereus
- Acinetobacter baumannii
- Klebsiella pneumoniae
- Streptococcus pneumoniae
- Candida albicans
- <1 was achieved for Aspergillus brasiliensis (Fungus) tests

Edge Detail	Board	Tegular24	Tegular15
			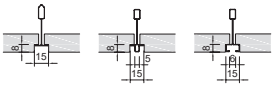
Thickness (mm)	17	17	17
Modules (mm)	600 x 600 ..... 2549M 1200 x 600 ..... 2550M	600 x 600 ..... 2551M	600 x 600 ..... 2552M
Suspension Systems	Gridline 24 Butt Cut / Joggled Gridline 24 Corrosive Resistant Gridline 24 Clean	Gridline 24 Butt Cut / Joggled Gridline 24 Clean	Gridline 15 Butt Cut / Joggled Gridline 15 Shadow
Colour	Global White		
Sustainability	79	A+	EN 13964 / E1

Acoustics

	EN ISO 354 & EN ISO 11654	EN ISO 10848-2 & EN ISO 717-1	EN ISO 140-3 & EN ISO 717-1			Hz α_p					
	α_w	D_{nfw}	R_w	Class	NRC	125	250	500	1000	2000	4000
Board, Tegular24, Tegular15	**0.60(H)**	**35dB**	**19dB**	C	0.65	0.40	0.40	0.50	0.75	0.85	0.85

Fire Reaction

A2-s1, d0
EN 13501-1

Performances & Features

85%
95% RH
ISO 4 (≥0,5µm)
ISO 14644-1: 2015
$CP_{(0.5)}5$
NFS 90-351
30 Year System Guarantee
4.5 Kg/m²
BIM READY

If you would like to order a sample or have any queries about this product please contact our Technical Sales Team on **0800 371 849** or email **enquiries@zentia.com**

TDS 161.8.03.25

Construction Progress Report

Stage 3

Adult's & Children's Hospital
And
Energy Centre

Project Week 167 to week ending 03 March 2013

NHS Greater Glasgow & Clyde

And

Brookfield MULTIPLEX

A52756968

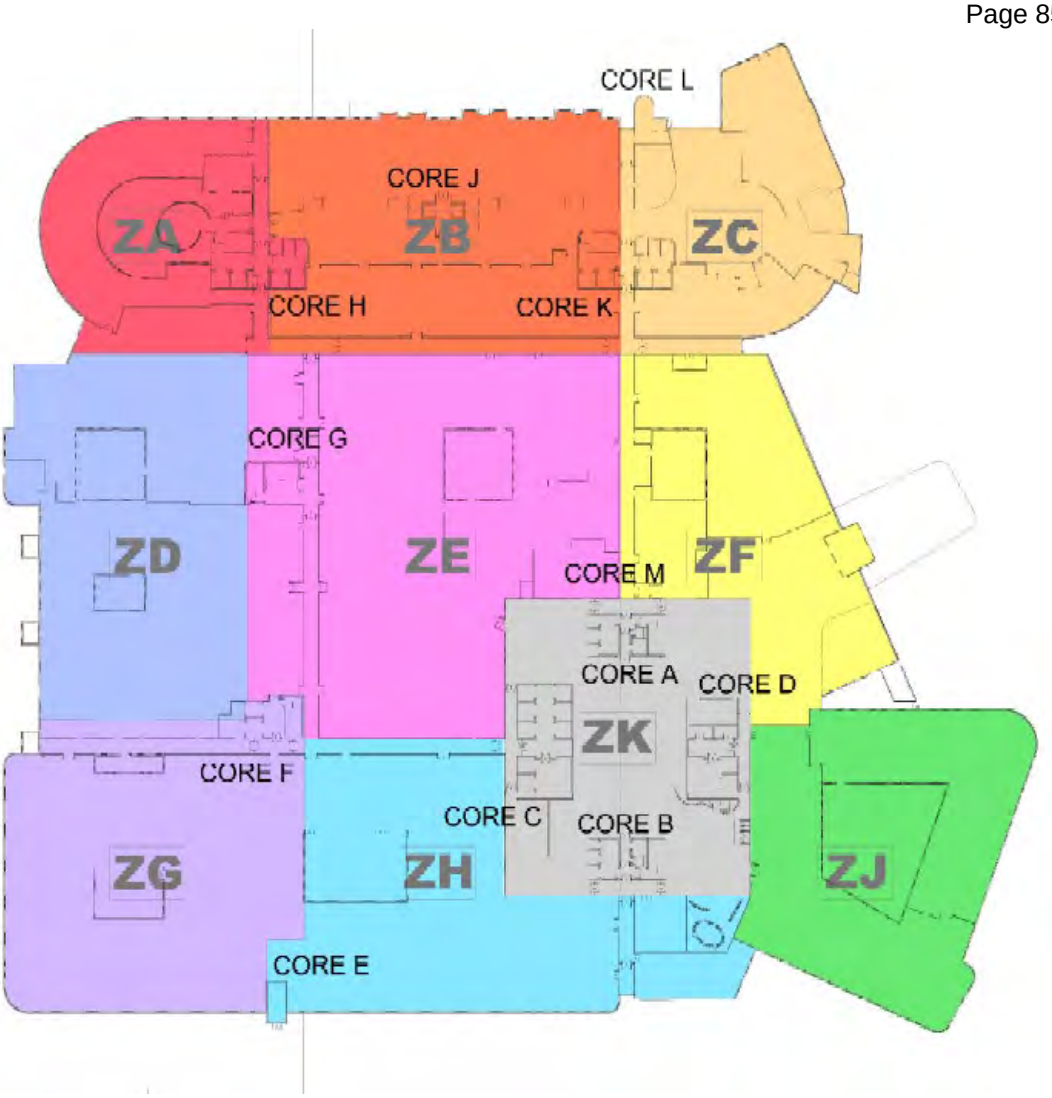

Zoning Plan and Core References

1.0 – Safety Summary

	Total Number			Comment and Details
	To Date	Previous Month	This Month	
First Aid:				Energy Centre = 0 injury A&C = 7 Injuries + 0 Ill health. 1 Bruise injury 2 Cut/lacerations 1 Foreign body in eye 3 Sprain injuries.
- Treatments	247	11	7	
- Referrals	1	1	0	
Days Lost due to Injuries:				
- Brookfield Construction UK Ltd	2	0	0	
- Subcontractor	54	3	0	
Number of men on site (going through turnstile)		1172	1192	
Total number on site (including office, welfare and visitors)		1272	1292	
OH & S Plans / WMS:				42 - A status 15 - B status 31 - C status
- Received	1252	67	88	
- Reviewed	1153	67	88	
- Approved	830	47	57	
Work cover:				
- Inspector visits	4	0	0	
- Fines / Directions	0	0	0	
Incidents:				**Energy centre & Labs:** 0 NCR issued 0 Yellow card issued: **A&C** 0 NCR issued 11 yellow cards issued. Mercury = 2 BMCE = 2 Clad UK = 2 Structal = 2 Dunne = 1 Prater = 1 WACO = 1 0 red cards issued. **28** Incidents Recorded on Info Exchange: Mercury = 10 incidents Prater = 9 incidents
- Public	0	0	0	
- Site	23	4	5	

				BMCE = 3 incidents Astins = 2 incidents Schindler = 2 incidents Structal = 2 incidents.
Accident Frequency Rate (AFR) Cumulative	0.08	0.08	0.08	Company Target 0.10
12 Month Rolling AFR	0.08	0.08	0.08	Project Target (2011) 0.32.
Summary of any measures undertaken to improve Site Safety last month:	1) Tool Box Talks to labourers 2) Increase in incident reporting on Web based EHS incident reporting system. 3) Monthly safety focus – Dust. Posters and emails issued. 4) Structal unitised panel installation. 5) Random drug and alcohol screening – 2 undertaken in Feb: x2 positive = Cannabis, x1 positive = Cocaine and x1 Refusal.			
Work activities programmed to take place next month that require additional safety measures	1) Mast climbers continue cladding works within Atrium – Work at heights (WAH), increased vehicle movements. 2) Table flying to A&C continues – Crane operations, WAH. 3) Working close to the Blue route. 4) Structal unitised panel installation. 5) Children's Roof – Nets, gutters and liners installation. Work at height, use of man riding basket. 6) Compound movement preparation – East site clearance. Lifting operations and increased vehicle movements.			

2.0 Quality

2.1.1 Non Conformance

2.1.2

Contractor	This Month	Total	Closed	Ongoing	Comments
BMCE	12	74	35	39	
Dunne	4	88	59	29	
Cementation Skanska	0	91	91	0	All uploaded to Zutec
Others	7	24	12	12	
Total	**23**	**277**	**197**	**80**	

2.1.3 Overall - 277 NCR'S are raised and 192 Closed.

2.2 Three month look-ahead actions / recommendations

- Completion Criteria –. A review meeting has been took place with the client team and agreed feedback will be incorporated into the Trackers. This will be subject to Internal BMCE review on actions and timeline.
- The NCR paperwork closure of items in progressing well (see note above).

2.3 Audits

2.3.1 Internal Audits programme has been prepared for 2013, to include all Functions, a full audit on Function was carried out during w/c 25th February.

2.3.2 Sub Contractor Quality Audits continue with;-.

- TDSL, PFP Ceilings and AC Flooring during early March
- Desk top auditing of Packages continues from the Aconex records on all packages.

2.3.3 Consultant Audits

- No Consultant Audits in the period, although our Design Management function was audited.

2.3.4 Commercial Audit

- No Commercial Audits in the period

2.4 Engagement with Project Supervisor Capita Symonds

Reports

- Capita Symonds report No 23 has been issued for the A&C Contract.
- JW continues with contact with Capita Symonds as issues arise these are being discussed/ signed off.
- Julie Miller (BM – M&E Manager) continues to accompany Capita Staff on M&E Site visit inspections and this is proving to be advantageous.

- Observation Schedule Update - There are 103 No Communications Raised by Capita Symonds, these are summarised as;-

Total	Closed	Open	Ongoing
103	79	7	17 (There are a number of CS Communications awaiting closure regarding M&E issues.

- **Supervisors Test & Inspection**
  Below ground drainage air tests; 85 point partition tests were carried out in the period - All passed

- **Defect Notifications**
- There are now 41 No Notifications Raised by Capita Symonds, these are;-

Total	Closed	Open	Ongoing
41	36	2	3

2.5 IDMS (Snagging) Update

- IDMS Snagging has commenced in the following areas:-
- A&C

Type	Area	Found	Claimed Fixed	Fixed	Oustanding
Architectural	Zone G	63	0	0	63
M&E	Zone D	73	0	1	72
M&E	Zone G	5	0	0	5
TOTALS		**141**	**0**	**1**	**140**

Energy Centre

Type	Area	Found	Claimed Fixed	Fixed	Oustanding
Architectural	A Side	209	0	0	209
M&E	A Side	10	0	0	10
TOTALS		**219**	**0**	**0**	**219**

The above figures do not take account of the Initial snagging carried out in December.

2.6 ZUTEC (O&M Manual) Update

- Sub Contractors have commenced uploading Product Data information onto the system.
- Programme for Deliverables is being prepared for Information flow.

2.7 Training

- Quality Management Training has been carried out for all new employees in conjunction with H&S for all SHEQ requirements.

3.0 Progress Report

3.1 Summary Status of the works

Stage 3 Start Date	28 March 2011 Week 67
Stage 3 Contract Completion Date	28 February 2015 Week 271
Stage 3 Contract Duration	Week 271- 66 = 205 weeks
Report Date	To 03 March 2013 Week 167
Elapsed contract period at 03 March 2013	(Week 167 -66) = 101 weeks (49%)
Period Remaining	(Week 271 -167) = 104 Weeks

Phase	+/- In period	Comments
Stage 3 Adults & Childrens Hospital Construction	0	Maintaining progress this period.
Stage 3 Energy Centre Construction	0	Maintaining progress this period.

3.2 Progress Summary Statement

There are no matters likely to affect the completion date at this time.

4.0 Weather Record

We can confirm there are no 1 in 10 year weather events for the month of February.

5.0 Exceptions Report

None

6.0 Construction Report

6.1 A&C Site

Under Slab Drainage

G	D	H	E	A	J	F	B	K	C
100%	100%	100%	100%	100%	100%	20%	100%	100%	5%

Concrete GF Slab

G	**D**	**H**	**E**	**A**	**J**	**F**	**B**	**K**	**C**
100%	**100%**	**100%**	**100%**	**100%**	**80%**	**0**	**67%**	**95%**	**0**

Cores
A Complete
J Level 3
K Level 4
L Stairs not started

Main Concrete Frame
Concrete Pour Schedule

Area	**Pour 1**	**Pour 2**	**Pour 3**	**Pour 4**	**Pour 5**	**Pour 6**	**Pour 7**
ZG	**Complete**						
ZD	**Complete**						
ZH L6	**Complete**						
ZH L7	**Completed**						
ZH L8	**Completed**						
ZH L9	**Completed**						
ZH L10	**Completed**						
ZH L11			NA	NA	NA	NA	NA
ZH L12			NA	NA	NA	NA	NA
ZE L6	**Complete**						
ZE L7	**Complete**						
ZE L8	**Complete**						
ZE L9	Poured		NA	NA	NA	NA	NA
ZE L10			NA	NA	NA	NA	NA
ZF L1	**Complete**						
ZF L2	**Complete**						
ZF L3	**Complete**						
ZF L4	**Complete**						
ZF L5	**Complete**						
ZF L6	**Complete**						
ZF L7			NA	NA	NA	NA	NA
ZF L8			NA	NA	NA	NA	NA
ZJ L1	**Complete**						
ZJ L2	**Complete**						
ZJ L3	**Complete**						
ZJ L4	**Complete**						

ZJ L5	**Complete**						
ZJ L6	**Complete**						
ZJ L7	Poured	◯	NA	NA	NA	NA	NA
ZJ L8	◯	◯	NA	NA	NA	NA	NA
ZA	**Complete**						
ZB	**Complete**						
ZC L1	**Complete**						
ZC L2	**Complete**						
ZC L3	**Complete**						
ZC L4	◯	◯	◯				
ZC L5	◯	◯					

Adult Atrium

Concrete Slabs Completed to Link Bridge
Cladding has been completed to core C with infill's being fitted as mast climbers are dismantled.
Cladding is ongoing to Cores B and D

External Walling/Cladding Adult Podium & Childrens

Cladding – No issues to report, works are progressing in line with programme.

Louver Vents –Substantially completed. (Temp electric cable to be removed)

Turret Vents - Cladding works are ongoing now that fire stopping works are progressing.

Windows – No Issues to report working in line with the programme.

Render – Render works have been advancing. Moving towards completion on the south elevation with Courtyards 5 and 4 completed.

Podium Curtain walling ZH L3 on the East elevation is ongoing.

Roofing – Hot melt is now programmed to progress into ZH L2/L3/4 roofs.

Unitised Cladding

Structal have started installing panels on H4 with brackets now being installed on H5 and 6. E 4 brackets have started with panels due to be installed W/C 11 March 13.

Fit Out / Mechanical Installation

Adult Podium

Across the Podium the fit out continues to work in line with the programme. See attached completion schedule showing completed activities.

The exemplar area has received its 1st clean with snagging and making good ongoing. These works are in line with the room completion strategy.

Childrens

Fit out has now progressed into Zone B

ZA Level 5 – steelwork is now completed

Steelwork for the sanctuary has been completed.

Tower

2nd stage fit out and walling will now follow behind the Structal panel works W/C 11/3/13
Stage one fit out is progressing closely behind the removal of the concrete decks with head track on H8, E6, J4 and F4

Lifts

Lift installation is ongoing with lifts in Core C and G currently being tested for use next week.

6.2 External Works

Hub Road Construction
Following completion of underground services the road construction can continue to completion at the Labs crossing with alterations to the crossing approach.

Hoists
3 (Zone C) and 4 (Zone F) are in position and will be operable w/c 11/03/13.

Relocation of site compound and reconfiguration of office/welfare compound layout
Layouts have been prepared and clearing of areas commenced to facilitate the above. Works programme to be complete by end of March 2013, in readiness for Car Park 1 Construction.

6.3 Energy Centre

Works continue to progress well. High and low level pipework to level A2 is nearing completion and sufficiently for advanced to allow electrical 2nd fix to commence. The North elevation cladding at level A2 left off for loading out has been installed now that all materials are loaded out.

Architectural snagging has commenced to the A side in preparation of handover on 18th April 2013 at which time levels 1,2 and 3 of the B side will have power on and be substantially complete.

The Boards HV cable for retained estates will be installed commencing 18/03/13.

6.4 Car Park 1

Design development continues with Design team meetings and workshops ongoing.

Level of Ground Floor has been set at datum 9.000 after confirmation obtained for allowance of stepped escape from the Primary substation.

Piling design is finalised and drawings prepared.

7.0 Forthcoming works

6 week look ahead (See Appendix 1).

8.0 Procurement

Procurement is on programme.

NSGH, A&C Procurement Report, February 2013

Specialist Packages

- Dental chairs – design & procurement under review. Negotiating with Wright Cottrell – Board supplied contractor. The order will be placed by early March.
- ENT workstations – under review.
- Blinds – under review. Tender received.
- Audiology – samples submitted for Board sign-off from Alloway. The order will be placed in March.
- Aseptic suite – MacAir working on Board supplied URS. Meeting has taken place with the Board. Further dialogue on system needs to take place with BMCE, Mach-Aire & Lynne Morrison, (NHS).

NCH – Atrium Finishes, Medi Cinema Ball, Sanctuary, Glazing & Access

- Design solutions presented to Board on 19 February.
- Glazing, cladding and access package tenders have been received and are being refined and developed with the supply chain.
- Medi cinema ball. Steelwork order can be placed once the go-ahead for design is achieved.
- Medi cinema ball. Proposed GRP sub contractor has provided some samples, (more to follow) and will firm-up their tender once they have assessed the new sample with fire protective coating.
- Subject to Board approval of scheme and finalisation of cost check, the sub contract packages will be procured by the end of March / early April. Urgent confirmation is required from the Board following their internal review meeting, (initial comments received by BMCE on 28 February).

Adult's Sanctuary

- Design review on-going.

Structural Steelwork to Plant Room & Roof Areas / Helipad

- Level 12 plantroom – order will be placed by mid March. Levels 13 – 15 helipad steelwork – under review, (HBN 15-03 & 15t. limit is being discussed with the Board).

Helipad

- Tenders received and on-going review. Further dialogue with supply chain to follow.

External Works

- Invitations to tender will be issued within the next 2 months. Design & scope review on-going.
- Glazed canopies. Design offered by supply chain. Cost and design being reviewed with design team and supply chain, (meetings on-going).
- Link bridges. Design at T2 and issued to supply chain. Meeting in early March to agree method and logistics.

- Alterations to existing buildings. Internal design review planned in March.
- VIE compound. Co-ordination with car park 3 is on-going including space benefit consideration. Likely to be concluded within the next month and will be incorporated within the external works ITT's.

Internal Fit-out Packages

- Toilet partitions order will be placed by mid March.
- Wall protection. Samples signed-off by Board and final tender negotiations with supply chain are being concluded. Order will be placed by mid March.
- Fire stopping. Order will be placed by late March.
- Internal roller shutters. Design being developed. ITT's will be issued in the next 2 months.
- Mastic pointing. Tenders received and being reviewed – scope being developed. Order targeted to be placed by the early April.
- Fabric ceilings. Design solutions are being reviewed.
- Ceramic tiling. ITT's will be issued in early March for levels 1 to 3 of the adult atrium.
- Timber floors. ITT's will be issued in March / April.
- Adult atrium and restaurant balcony balustrades. Design solution being reviewed with supply chain. ITT's will be issued in April.
- Wayfinding & statutory signage. Good response to package advert on our web portal and this will be issued for tender in April.
- Cleaning. Methodology and attendance requirements document is being developed. ITT's will be issued within the next 2 weeks.

9.0 Design / RDD and Samples

Warrants and Approvals Update	Planning – details surrounding isolated areas being worked on as requested by LPA - Helipad and North Elevation Curtain Walling/Main Entrance Building Control – Please see below table. 25 warrant applications made to date 23 warrants have been granted. Final information for Stage 8 issued to BCO 21.12.12 We are still awaiting BCO response
1 : 50 Drawing/ RDS sign off	-1:50 Sweep Up reviews capturing PMIS' are continuing .PG 01–now returned from the Board, some Status B comments from NHS which have been challenged and NHS have amended to A status in some instances. Monitoring will continue to ensure production NCH Atrium follow up presentation taken place feedback awaited.
Strategy Reviews and RDD	~~RDD reviews by the NHS are improving however returns continue to miss required dates. BM and NHS continue to work well together to mitigate any issues and BM will continue to construct on the basis of information available; any discrepancies to final NHS sign off post construction will be subject of separate discussions.~~ DCFP – Meeting took place on the 1st Feb, BMCE to update RFI Schedule and issue to Board, along with potential costs PMI will be required to implement changes.

	Specialist Areas – discussions ongoing with Board. Unistrut ceiling layouts progressing with Board on an area by area basis. Equipment Meetings ongoing – programme of delivery dates have been issued to the Board. Final version of 80kg design report being refined, advance copy now with NHS for information. Progress is being made to transfer design models from ZBP to WW S56 – initial meeting has taken place with GCC and there is an indication that the Authority may accept some liability in terms of road maintenance. Date for follow up meeting with GCC to be agreed. .

Building Control

Building Warrant No	Content	Zones	Issued to BCO	Approval by BCO
1	Substructure	Energy Centre	A.20.09.10	Granted 10.10.10
2	Fire Strategy	Energy Centre	A.10.10.10	Granted 10.01.11
6	Site Services Diversions, Drainage, SUDS	Site wide	A.12.10.10	Granted 25.07.11
3	Below Slab Drainage	Energy Centre	A.13.12.10	Granted 08.06.11
8	Fire Strategy	Adults & Children's, all zones	A.25.02.11 All subsequent technical queries responded to. View approvals received. Corridor doors and ironmongery to be determined by BCO. BCO due to issue View letter to SFR following meeting	
7	Substructure	Adults & Children's, all zones	A.14.02.11	Granted 08.06.11
4	Superstructure – concrete and steelwork	Energy Centre	A.04.04.11	Granted

5	Building Envelope, Internal Fitout, Mechanical Ventilation, Fire Alarms etc	Energy Centre	A.17.05.11, Response made to requested queries 17.11.11	Granted 04.05.12
20	Building Envelope, Roof, air tightness, fire stopping etc	Adults & Children's, all zones	Final responses issued for Podium 31.07.12 to BCO SUK Tower Elements above Podium cleared 19.06.12, Podium Outstanding. SBEM calculation issued 23.08.12.	Granted 14.11.12
9	Cores A,B,C,D,E,F &G	Split in to 2 batches – Initially , EF&G issued	A.14.06.11 Responses made to requested queries 21.12.11	Granted 04.05.12
10	Concrete Superstructure, up to level 3	Zone G	A.02.12.11	Granted 04.05.12
11	Concrete Superstructure, up to level 3	Zone D	A.16.12.11	Granted 04.05.12
21	Below Slab Drainage	All zones	A.09.12.11	Granted 04.05.12
22	Above ground drainage	Childrens	17/02/12. BCO feedback rec'd and consultants responses issued	Granted 10.07.12
23	Above ground drainage	Adults (Part)	14/03/12 BCO feedback rec'd and responses issued	Granted 30.07.12
25	Mechanical Ventilation	Zone G, D	17/02/12 Comments awaited Exemplar presentation on design philosophy	Granted 21.11.12

			given to GCC BCO 22.05.12 Substitute Drawing PL-524-024 issued 24.08.12	
24	Internal Fit Out	Levels 0,1,2 and 4 (Adults Part)	Issued – GCC. Queries received 16.08.12, responses issued	
12	Podium Superstructure ZH		Issued – awaiting comments from GCC	Granted 04.05.12
13	Superstructure ZE			Granted 08.06.11
14	Superstructure ZA, ZJ	Podium	Issued 24.08.12 awaiting comments from GCC	Granted 22.11.12
15	Superstructure ZB, ZF	Childrens/Podium	Issued 24.08.12 awaiting comments from GCC	
16	Superstructure ZC	Childrens	Issued to BCO	Granted 11.10.12
35	Mechanical Ventilation	ZJ, Plantrooms 32 &33	Issued to BCO	
30	Mechanical Ventilation	ZA, B, C +Plantroom 22 & Tower 4-11	Issued 03.10.12	Granted 22.11.12
31	Mechanical Ventilation within Tower	ZK,H,F,J	Issued 03.10.12	Granted 26.10.12
47	ZK Atrium Link Structure	Adults Zone K	Issued complete with SER 17.07.12	Granted 17.07.12
29	Internal Fitout	PG 4,5,6	Initial Issue 25.02.13	
36	Internal Fitout	PG 7.8,9	Initial Issue 25.02.13	

Appendices:
Appendix 1

Programmes uploaded onto Sypro for acceptance:

Stage 3 Adult & Childrens Hospital Programme Week 167 BM-GS3-WKC-0100

Stage 3 Adult & Childrens Hospital Programme - Summary Week 167 BM-GS3-WKC-0101

Stage 3 Adult & Childrens - Extract 6 Week Look ahead Week 168 to 173 BM-GS3-WK-0099

Stage 3 Adult & Childrens Hospital Programme - Podium Fitting Out Progress Week 167 BM-GS3-WKC-0102

Stage 3 Adult & Childrens Hospital Programme - Tower Fitting Out Progress Week 167 BM-GS3-WKC-0101

Stage 3 Adult & Childrens Hospital Procurement Programme Week 167 BM-GS3-PR03-0043

Stage 3 Energy Centre Construction Programme Week 167 BM-GS3EC-CN02-0040

ANNIE CHEUNG NIGHTINGALE ASSOCIATES	As Built Drawing Production Programme GENERAL CORRESPONDEN…	01/09/2014 NA-GC-013047
ANNIE CHEUNG NIGHTINGALE ASSOCIATES	As Built Drawing Production Programme GENERAL CORRESPONDEN…	01/09/2014 NA-GC-013049

NHS Greater Glasgow and Clyde

NIGHTINGALE associates

MAIL TYPE	MAIL NUMBER	REFERENCE NUMBER
General Correspondence	NA-GC-013049	NA-GC-013047

As Built Drawing Production Programme

From	Ms ANNIE CHEUNG - NIGHTINGALE ASSOCIATES
To (3)	Mr Gavin Burnett - Brookfield Multiplex Construction Europe Mr John Wales - Brookfield Multiplex Construction Europe Ms ANNIE CHEUNG - NIGHTINGALE ASSOCIATES
Cc	Ms Carmelia Paramaisvan - NIGHTINGALE ASSOCIATES
Sent	Monday, 1 September 2014 4:42:57 PM BST (GMT +01:00)
Status	N/A

FILE ATTACHMENTS (1)

File Name
As-Built Drawing Production Programme.xlsx

ATTRIBUTES

Attribute 1	Stage 3 - Adults New Hospital, Stage 3 - Childrens New Hospital
Attribute 2	030. Architectural

MESSAGE

Gavin and John,

I am sorry I found some errors in the programme I attached previously. Could you please replace it with the attached AMENDED version.

Regards,

Annie

[redacted]

From: A CHEUNG

Sent: 01/09/2014 3:36:47 PM BST (GMT +01:00)

To: Gavin Burnett, John Wales

Cc: Carmelia Paramaisvan

Mail Number: NA-GC-013047

Subject: As Built Drawing Production Programme

Gavin and John,

Carmelia helped me to re-invent our architectural internal as built drawing production programme as attached. Now all internal areas are listed on the attached programme. Please review for our discussion tomorrow. We will bring colour copies for you for the meeting.

Regards,

Annie

HOSPITALS CONSTRUCTION PROGRESS MEETING: No23
Notes from meeting held on 11th February 2013 at 3.30pm in the Boardroom, Top Floor

Action Note

Present:	Peter Moir (PM)	Alan Keeley (AK)	Alasdair Fernie (AFe)	Andrew Bebbington (AB)
David Hall (DH)	Darren Pike (DP)	Frances Wrath (FW)	Graeme Thomson (GT)	Grant Wallace (GW)
John Ballantyne (JB)	John Redmond (JR)	John Wales (JW)	Shiona Frew (SF)	Willie Roxburgh (WR)
Apologies:	Allan Follett (AFo)	Hugh McDerment (HMc)		

Item No	Item	Discussion / Information	Action	Action by whom
1.	Action Note from Previous meeting	Accepted as an accurate record.	-	-
2.	Matters Arising			
	Link Bridges	AF advised the Paul McGuiness (PMcG) was progressing the Link Bridge interface through the weekly Construction Interface Group (CIG) meetings. PMcG is liaising with WSP to identify what works need to be done inside the rooms. DH suggested that a meeting should be held with the Project Team before discussing through the CIG.PM noted that it would be useful to meet to discuss the works.	Organise meeting to discuss interface	AF/PMcG
	Residue in Basement	JW noted that a sample area of containment had been treated as per request by the Containment Rep and it had been agreed how the works were to be carried out. JW noted that the residue on the floor also seemed to be disappearing and that it was not known what had caused this stain but that BMCL would continue to monitor the floor for residue.	Provide feedback re outcome of sample treated area.	JW
	NCH Column Finishes	JW advised that the NCH Column finish should be available for NHS review on either the 15th or 18th February 2013. PM enquired if the proposal was to not clad the columns but to provide them with a painted finish and JW confirmed this was the proposal as the finish being achieved was suitable for a painted finish. PM enquired if the columns were available for review with the paint finish and JW reported that it would be the concrete finish that the NHS would be able to review on 15/18th February 2013. PM noted that before making the final decision that NHS would want to understand what the paint finish was and where it was proposed to use this paint finish. AF noted that it had been planned to clad the internal NCH columns in a GRP type material. PM agreed link in with JW to agree when the review could be undertaken.	Confirm date/time for NHS to review sample finishes	JW/AF
	Stair Cores	AF advised that the finishes materials to complete the sample stair core would be arriving on site the next day and to complete the stair for NHS review would be a 4 day application therefore the earliest that the NHS could review would be 19th February 2013. BMCL were proposing to use one of the quieter stair cores to install the sample finishes. AF noted that the stair nosings had now been installed. DH enquired if the stair core finishes were in the cost plan and GW advised that BMCL was reviewing the cost plan to confirm inclusion. JB suggested that the other stair cores that it wasn't proposed to sheet out would have had a lower spec paint finish and AF advised that it was proposed that the other stair cores would have the fleck finish paint as recommended by the NHS Team. GW advised that this paint finish was more expensive as what was previously specified was of a lower spec therefore would not be included in the cost plan. AF noted that the potential saving had transpired from discussions regarding not having vinyl floor finishes. PM advised that it would be useful to be provided with a set of drawing which identified what was proposed for each stair core.	Confirm date/time for NHS to review sample finishes Provide stair core drawings identifying BMCL finishes proposals	JW/AF AF/JW
	Zutec Training	JW advised that the Zutec Training for the BMCL Sub-contractors had taken place.	Item closed	-

Item No	Item	Discussion / Information	Action	Action by whom
2.	Matters Arising *Equipment Co-ordination*	PM noted that the final bedhead unit review was being progressed. FW advised that discussions were ongoing through the RDD services workshops.	-	-
	Pharmacy Demolition Programme	PM noted that it was still planned to carry out the demolition of the pharmacy over the summer months. AK advised that BMCL were checking that there was no impact to the crane removal dates. AF advised that BMCL would be requiring a road closure (over a weekend) as the outriggers would be stretching across the road.	-	-
	Teaching & Learning Project	PM advised that the Outline Business Case for the Teaching & Learning Facility was with the Scottish Government for approval at their meeting scheduled to take place on 28th February 2013.	BAM programme to be provided to BMCL	PM
	Completion Criteria	PM advised that an internal meeting to discuss the Completion Criteria had taken place and PM would be providing a response on the schedule to BMCL asap. JW advised that a joint meeting to discuss the Completion Criteria had been scheduled to take place on 25th February 2013.	Provide response to BMCL asap	PM
	Service Riser Aperture – Strengthening	PM advised that the proposals to strengthen the service riser aperture had been signed off.	-	-
	Maintenance and Access Strategy	DH noted that AF had agreed to discuss JMurray whether a spreader-slab was required. AF agreed to progress this discussion and provide feedback asap.	Liaise with JMurray re need for a spreader slab	AF
	Energy Centre – Service Diversions	PM noted that confirmation was awaited from AK regarding the date for the planned service diversions on the road would take place. GT advised that he had prepared a draft programme for the service diversion works.	Provide confirmation of service diversion works	AK/GT
3.	Contractor Report	The Contractor Report was circulated in advance of the meeting. AF highlighted the following key points from the report: Health & Safety (AF)	-	-
		• 10 minor injuries occurred on site. Generally throughout the site PPE was being properly adhered to. • BMCL currently had a focus on checking method statements are appropriate. • There were no major issues to report • BMCL acknowledged that there needed to be a focus on ensuring that access is kept clear and tidy.	-	-
		WR noted that there had been a suggestion of an incident on site during coring works. AF advised that there were 2 incidents which would be included in the February report i.e. a) the core had insufficient support and dropped however there were no injuries – the operatives have left and the company has been removed from site, b) operative was asked to move a casing and carried out the move on his own instead of getting assistance as moving the casing was a 2 man lift – no injuries however operative nearly got hit.	-	-

Item No	Item	Discussion / Information	Action	Action by whom
3.	Contractor Report (cont'd)	Quality (JW) • Closing out the NCRs was WIP and an up to date status report was not currently available. JW estimated that 70% of the NCRs were now closed and advised that he had recently met with JW to show the progress being achieved in closing the NCRs out. JW suggested that he should have a full understanding of the NCR status by w/c 18th Feb 2013. • Completion Criteria – JW noted that a joint meeting to discuss the Completion Criteria had been scheduled to take place on 25th February 2013. JW noted that the revisions C & C1 included Capita and DWilson comments. • Audits – BMCL were continuing with sub-contractor audits. There had been no consultant audits in the period. • Observations – 99 raised to date of which 72 were closed 7 were open and 20 were ongoing • Defects – 38 raised to date of which 32 were closed, 1 was open and 5 were ongoing • IDMS – commenced on site to M&E level 1 zone G, Level 0 Zones D&G, Architectural Fit Out Zone G. The IDMS Snagging of the Energy Centre would be commenced later that week. • Zutec – further training was held on the 16th and 17th January for sub-contractors, consultants and BMCL staff. The sub-contractors have started to load information onto the Zutec site. DWilson and JWilson were working on a programme of deliverables • All new starts are being provided with Quality Management Training Progress (AFe) • There are no matters likely to affect the completion date at this time • There was a 1 in 10 year event in December in terms of rain fall. • Under Slab drainage – no issues with progress to date • Concrete Ground floor slab - progress to date on the ground floor slab was very good.. AF confirmed that there was enough labour to carry out the fit out programme • Cores – Level 12 capping slab almost complete. Stairs to level 7 capping slab. L stairs to be commenced that week. Screed to metal stairs in E complete • Main Concrete Frame – the pour schedule was being achieved and works starting on the slab within 3 days of being poured. The NCH construction was going well. JDPierce concluding their works and steel work install is going well • There had been just under 1200 operatives on site at the end of the previous week, circa 325 Dunne's operatives on site • Link Bridge – the deflection/concrete pour information was being issued to WSP however it was thought that the deflection was less than expected. • Cladding – continuing to be installed but the rain and adverse weather had been impacting on the render works. The scaffolding in courtyards 4 & 5 had been taken down, landscaping to courtyard 4 had commenced and snagging would be carried out asap. • Podium Curtain Walling – the curtain walling should start to be installed very soon, the shoes were currently being installed. • Roof – work in progress and finishes currently being carried out • Unitised Cladding – first panels have arrived on site. The shoes will start to be installed very soon and the install of the brackets had already commenced. The panels will start to be installed w/c 18th Feb 2013.	- -	- -

Item No	Item	Discussion / Information	Action	Action by whom
3.	Contractor Report (cont'd)	• Fit out – level 1 (Zones G&D) – a builders clean of these areas will be commenced soon and the final tertiary glazing works will be carried out after the builders clean. These areas will soon be available to the NHS for review (the first 20/30 rooms). BMCL were now getting rooms ready for handover.	-	-
		• Adult podium – work in progress. JW and JR were liaising regarding the handover of rooms – anticipated that 500 rooms in the tower would be handed over in 1 month.	-	-
		• NCH fit out – operatives are working in every area possible. Headtrack now being installed in all floors of zone A. Steelwork for the level 5 plant room is substantially complete.	-	-
		• Beneficial Use Lifts – it was expected that the beneficial use lifts would start to be used at the end February/beginning March 2013.	-	-
		• External Works – services works to the hub road complete with the water and fire mains having been installed. BMCL conscientious that there will be an interface with the public when BMCL break out the VIE. The 1 way system will be put into operation asap. The current external works will then be finished off and then be re-commenced next year.	-	-
		• Drainage – there had been a clash with a star-pipe which had now been resolved.	-	-
		• Energy Centre – HV Cable work still to commence 18th March 2013. North elevation drainage will follow the HV installation in March 2013. Road slab will commence after the drainage install.	-	-
		• Compound – proposed that compound will be moved by the end of March and the hoarding will then be moved. The tenders for the piling package had been received.	-	-
		• Car Park – PM enquired if there were any design issues. AK noted that there had been an issue re the drainage and HV cable and BMCL were looking to reconfigure the falls on the roof. PM noted that he was going to review the levels of the paths tec. AK noted that Gillespies have identified a scheme to make the levels work	-	-
		Procurement (GW)		
		• Procurement activities remain on programme	-	-
		• Dental – design and procurement under review	-	-
		• Audiology – order expected to be placed at end of February	-	-
		• Aseptic Suite – contract anticipated to be awarded mid March	-	-
		• NCH Atrium Finishes, Glazing and Access- cost exercise underway and proposals to be presented to the NHS Team on 19th February 2013.	-	-
		• Structural Steelwork – under review	-	-
		• Helipad – under review	-	-
		GW noted that in terms of value, circa 86% had been procured.	-	-
		RDD /Design (AF)		
		• As identified in the report	-	-
		6 Week look-ahead		
		• Key focus will be the adult atrium. Works to start stripping of the protection will be commenced.	-	-
		• Henshaw – due to commence the glazing works in 6 weeks	-	-
		• Pods – currently under construction	-	-
		• Focus on the concrete works to the tower and NCH. It was hoped that the weather would be kinder to the programme.	-	-

Item No	Item	Discussion / Information	Action	Action by whom
4.	Project Supervisor's Report	The Project Supervisors Reports were circulated in advance of the meeting. JR highlighted the following items from the report:		
		• Construction procedures - continue to be satisfactory	-	-
		• Standard & Quality – works continue to be to a good standard and in accordance with the ERs	-	-
		• BMCL are continuing to carry out quality checks on site		
		• Capita continue to carry out inspections and witness testing. Witness testing undertaken in the period includes below ground drainage, 85 point partition, Busbar. JR noted that one drainage test had failed however the issue had been subsequently resolved and the retest was successful.	-	-
		• Standard of work to exemplar rooms continues to be of a high standard and Capita will continue to monitor	-	-
		• 13 Communications had been raised in January. Capita continue to liaise with BMCL to close out observations. There were 4 observations outstanding of which 3 are M&E. JR noted that the communications tend to follow a trend i.e. void detection, lack of access to access hatches, etc.	-	-
		• 8 Defects had been issued over the period of which 5 were closed and 1 was awaiting a response. The majority of defects being raised relate to insulation and partition issues.	-	-
		Civil & Structural (WR)		
		• Works continue to be of a good standard.		
		• Drainage – there had been a recent test failure however subsequent to remedial works the retest had been satisfactory	-	-
		• The construction of the 4 ward legs is ongoing and the shape of the building is now really apparent		
		• The concrete works is continuing well in all areas		
		• Steelwork Zone A – commenced and satisfactory to date	-	-
		M&E (JR)	-	-
		• M&E fit out continues to progress to a good standard		
		• In general, the installation is well advanced in all areas	-	-
		• Capita are expecting to see commissioning activities commencing soon	-	-
		• Capita continue to observe inadequate access to maintenance hatches – these are being raised on site with BMCL and Capita continue to monitor access to maintenance hatches	-	-
		• Overall, Capita are satisfied with what is being seen on site	-	-
		JW noted that the void detection issues raised by Capita are due to a change in the Fire Strategy and updated drawings are awaited from Scotshield.	-	-
		JR noted that Capita are continuing to carry out joint visits with BMCL and resolving issues on site which do not get included in the report. JW advised that Capita were walking round with the floor managers.	-	-
		JR advised that the floor managers will be doing IDMS and once rooms ready with invite JR to walkround with BMCL and the IDMS to check.	-	-

Item No	Item	Discussion / Information	Action	Action by whom
5.	EWN/PMI	It was noted that there were no EWN/PMIs requiring discussion.	-	-
6.	RFIs	It was noted that there were no RFI's requiring discussion. DH noted that the M&E was being progressed through the fortnightly meetings and FW continues to meet daily and fortnightly with BMCL to discuss Design related queries.	-	-
7.	Equipment Co-ordination	It was noted that AFe has requested a further meeting to discuss the Group 5 Equipment. It was noted that the priced equipment list had been provided to the NHS Team on 8th February 2013 and ASeabourne had been briefed about this list. DH advised that he was awaiting a formal document from BMCL re the delivery of Group 2 Equipment to site. AF advised that he was liaising with JTC to obtain their final process document. DH enquired when the 1st delivery of Group 2 Equipment was required and AFe agreed to confirm when the first delivery was required and that due notice would be provided to the NHS for equipment deliveries.	- - Provide process for equipment deliveries Confirm date for 1st delivery	- - AFe AFe
8.	Change of Format of future Meetings	PM advised that the format of future meetings may need to be altered so that construction design elements can be integrated into this meeting. PM was keep to keep this meeting focused on construction. JB noted that the RFI process is the vehicle to sweep up design issues. BMCL would continue to use the RFI process and raise any issues as and when required. It was suggested that architectural items should be focused at the start of the agenda and that a rep from Nightingales should be asked to attend these meetings. JB suggested that a Design Manager should be invited to attend these meetings. PM noted that specific design meetings would be arranged as necessary to deal with any design related issues.	For noting Invite BMCL Design Managers	ALL SF
9.	AOCB	Helipad – GT requested that BMCL provide confirmation of when the NHS Helipad accommodation structure is required. Window Mock-up –It was noted that BMCL were awaiting Structal to obtain suckers for removing/installing the window pane. The wand and wand mechanism had been improved. The retaining clip had been fixed in place. It was proposed that the mock-up would be available for NHS review later that week.	Confirm date NHS accommodation structure required by Confirm arrangements for NHS review	AFe AK
10.	Date and Time of Next Meeting	Monday 11th March 2013 at 3.30pm.	For info	ALL

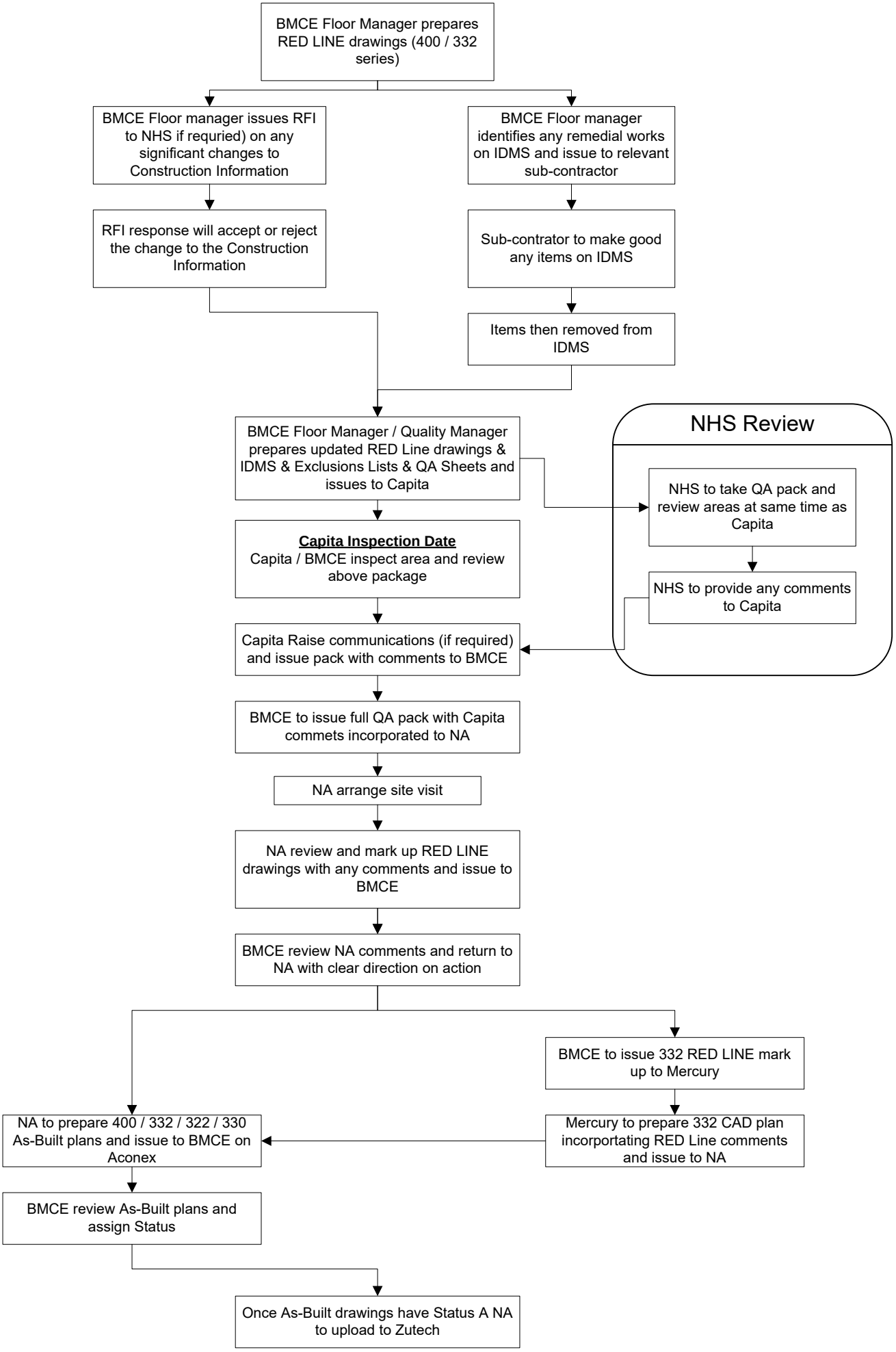
BMCE Floor Manager prepares RED LINE drawings (400 / 332 series)
BMCE Floor manager issues RFI to NHS if requried) on any significant changes to Construction Information
BMCE Floor manager identifies any remedial works on IDMS and issue to relevant sub-contractor
RFI response will accept or reject the change to the Construction Information
Sub-contrator to make good any items on IDMS
Items then removed from IDMS
BMCE Floor Manager / Quality Manager prepares updated RED Line drawings & IDMS & Exclusions Lists & QA Sheets and issues to Capita
NHS Review
NHS to take QA pack and review areas at same time as Capita
NHS to provide any comments to Capita
Capita Inspection Date
Capita / BMCE inspect area and review above package
Capita Raise communications (if required) and issue pack with comments to BMCE
BMCE to issue full QA pack with Capita commets incorporated to NA
NA arrange site visit
NA review and mark up RED LINE drawings with any comments and issue to BMCE
BMCE review NA comments and return to NA with clear direction on action
BMCE to issue 332 RED LINE mark up to Mercury
NA to prepare 400 / 332 / 322 / 330 As-Built plans and issue to BMCE on Aconex
Mercury to prepare 332 CAD plan incorportating RED Line comments and issue to NA
BMCE review As-Built plans and assign Status
Once As-Built drawings have Status A NA to upload to Zutech

IBI Nightingale

Status to Date : 10 June 2013

Production Goup	SHEET FILE	No. of Rooms		TRANSMITTAL	Date Received	BM issue markups and IDMS 400 / 332 series	NA Inspect (week **ending**)	NA issue markups BM + capita	CAPITA inspect / return to BM - NA	MER ISSUE AS BUILT RCP CAD FILE TO NA	NA issue as- built information
	NSGH Critical Care L1										
1	ZG Critical Care 1-527	27	53	BMCE-GC-035929	14.05.13	03/05/13	31/05/2013	07/06/2013	28/06/2013	05/07/2013	19/07/2013
1	ZG Critical Care 1-525	26		BMCE-GC-036330	24.05.13	18/04/13	31/05/2013	07/06/2013	28/06/2013	05/07/2013	19/07/2013
1	ZG Critical Care 1-528	45	77	BMCE-GC-036460	30.05.13	24/04/13	14/06/2013	21/06/2013	12/07/2013	11/07/2013	02/03/2013
1	ZG Critical Care 1-526	32		BMCE-GC-036513	31.05.13	26/04/13	14/06/2013	21/06/2013	12/07/2013	11/07/2013	02/03/2013
1	ZD Critical Care 1-523	40	100			13/05/13					
1	ZD Critical Care 1-524	60				20/05/13					
	NSGH Coronary Care Unit (CCU) L1										
1	ZD CCU 1-522	26	130			20/05/13					
1	ZD CCU 1-521	44				23/05/13					
	NSGH Theatres L2										
2	ZG Theatres 2-526	31				30/05/13					
2	ZG Theatres 2-524	30				04/06/13					

CAPITA SYMONDS

NEW SOUTH GLASGOW HOSPITAL

ADULT AND CHILDREN'S HOSPITAL AND THE ENERGY CENTRE

NEC 3 SUPERVISORS REPORT NO. 23

FEBRUARY 2013

A52756968

NEW SOUTH GLASGOW HOSPITAL ADULT AND CHILDREN'S HOSPITAL AND ENERGY CENTRE

SUPERVISOR'S REPORT NO. 23 **FEBRUARY 2013**

CONTENTS

NEW SOUTH GLASGOW HOSPITAL ADULT AND CHILDREN'S HOSPITAL AND ENERGY CENTRE

PAGE	CONTENTS	
1.0	EXECUTIVE SUMMARY: THE NEW ADULT AND CHILDREN'S HOSPITAL	3
2.0	DESIGN COMPLIANCE CHECK	6
3.0	PROCEDURES REVIEW	6
4.0	CONSTRUCTION REVIEW	9
5.0	INFORMATION REQUIRED	36
6.0	SUPERVISOR'S TESTS AND INSPECTIONS	39
7.0	DEFECT NOTIFICATIONS ISSUED	40

NEW SOUTH GLASGOW HOSPITAL ADULT AND CHILDREN'S HOSPITAL AND ENERGY CENTRE

SUPERVISOR'S REPORT NO. 23 FEBRUARY 2013

ADULT AND CHILDRENS HOSPITAL AND ENERGY CENTRE

1.0 EXECUTIVE SUMMARY: ADULT & CHILDREN'S HOSPITAL

Visits to the site during February 2013 indicated that the construction and procedures are progressing in a satisfactory manner in accordance with the Employer's Requirements.

Throughout, the standard and quality of the workmanship is generally good and operations are being carried out in an acceptable manner.

Brookfield continues to undertake their Quality Assurance systems on site with inspection and checklist documentation available for the ongoing construction activities. Over the period, we have closely liaised with Brookfield and witnessed drainage tests on the ground floor. We have also witnessed 85 point checks to partitions and these were carried out on Levels Level 0 and Level 1. The partition test highlighted a few failures which were rectified.

The standard of the work in the exemplar rooms in progress during this period is to a good industry standard. We shall continue to monitor the work planned for the coming month. The internal finishes workmanship standards are used as a benchmark for all room completions.

The quality of the external cladding, blockwork, brickwork and "STO" system is generally good. However we are aware that Brookfield has raised an NCR in relation to the poor standard of repairs to the cladding. We have also issued a Supervisor's Communication in relation to this issue.

Energy Centre final tidying up is still to be undertaken as reported in the last period. In respect of the piling records on ZUTEC, replacement of the current construction drawings by 'as built' drawings is still awaited.

On the Atrium Bridge all floors have now been cast. Deflection checks to date by the designers have proved satisfactory.

Concrete slab work to the ACH has continued apace during this period. Work is progressing on the 10th floor on the SE arm (Zone G), 9th floor on the SW arm (Zone D), and 7th floor on the NE and NW arms (Zones J and F respectively). On the Children's Hospital section progress at floors 3 and 4 in Zones B and C has continued during this period. All of the work generally appears to be of good quality throughout. Sub-slab drainage in Zones B, F, H and J has progressed during this period with pressure tests proving generally satisfactory.

Steelwork erection has commenced to the roof of the Children's Hospital in Zone A and workmanship appears of good quality to date. A few quality issues remain to be addressed from previous reports but these are not considered programme critical at this stage.

The M&E installation quality continues to be of a good standard and we are satisfied that these are being installed to a compliant standard.

The M&E installation is now well advanced, with pre-fabricated sections and second and final fix being installed throughout the A&C areas. Large plant items continue to be installed in the Energy Centre and areas are now being commissioned looking towards partial completion in the coming months. Testing and witnessing of plant commissioning is now being carried out in the Energy Centre.

During our inspections with Brookfield we are highlighting any items that have raised concern and generally these are being addressed by the site team in advance of any defect notice being raised.

We raised Supervisor's Communication General Matters / Other Instructions (CI 13.1) No 75 which highlighted potential access issues to high level sprinkler heads. Brookfield intimated that where there are potential access issues, every effort will be made to reach the heads when required. However they have stated that plant may have to be removed to gain access. The removal of plant to get access for servicing or maintenance after completion would be unacceptable.

In general terms we are satisfied that the installations continue to be installed to a compliant standard, and are of a good quality however we have noted that certain items this month that have raised concern. These have been raised with the Contractor as follows:-

Supervisor's Communication General Matters / Other Instructions (CI 13.1) No 100, 101, 102, 103 and 104 were issued during February.

- Loaded skip placed on unprotected roof. Seeking confirmation that there is no damage.
- Seeking clarification how the underground pipes that are connected through the basement wall are pressure tested.
- Highlighted open ends in pipework.
- Seeking confirmation that the proposed onsite repairs/painting of damaged panels will have the same life expectancy of the factory produced painted finish.
- Seeking confirmation that access via the light fittings to the above ceiling void will not compromise the finished ceiling installation.

.

Supervisor's Notification of Defects (42.2) No 40, 41 and 42 were issued during February.

- Seeking confirmation that the AVSU recessed into the hazard room partition can achieve 30 minutes on the corridor side of the partition.
- Seeking confirmation when the insulation removed and displaced from a fire wall on Level 1 has been replaced.
- Seeking confirmation when restricted access to duct has been addressed.

We continue to be assisted by the site teams and the NHS Project Team who produce an internal weekly report which assists us in resolving various construction, mechanical, electrical and quality issues. We continue to close out our Supervisor's Notifications and Defects when we have received satisfactory responses.

2.0 DESIGN COMPLIANCE CHECK

Currently nothing to report.

3.0 PROCEDURES REVIEW

3.1 Contractor's QA Procedures

Brookfield and their subcontractors have continued with their QA and checking and inspection procedures during this period. We are in discussion and liaison with Brookfield's Quality Manager on QA matters and we undertake regular reviews of their QA documentation.

We had concerns that the insulation removed and disturbed at high level was not being managed through the QA system. Following discussions with Brookfield they have confirmed that they will review the sign off check sheets to ensure that insulation is included in the hold point of the high level installation.

The standard of the work in the exemplar rooms in progress during this period is to good industry standard. We shall continue to monitor the work planned for the coming month. The internal finishes workmanship standards are used as a benchmark for all room completions.

We have brought to Brookfield's attention a few locations where there are damaged components (See photographs below). They have uploaded these onto their IDMS system to be resolved as part of their snagging rectification process.



Level 2 Zone D plant area

Level 2 Zone G plant area

We carried out an inspection of the cladding and witnessed tightening of the bolts to the support brackets to the required torque of 60KN. The bolts are sprayed on completion as a QA check. Workmanship overall is of a good industry standard throughout.

An 85 point checks were carried out to a partitions formed on Level 0 Area 524 Level 1 Area 510 and a few failures were identified and rectified.

Level 1 Area 510 is shown on the following page.

NEW SOUTH GLASGOW HOSPITAL ADULT AND CHILDREN'S HOSPITAL AND ENERGY CENTRE

SUPERVISOR'S REPORT NO. 23 **FEBRUARY 2013**

Quality Inspection Check List
Partitions

Site: NSGH
Operative: MARTIN GILCREST
Checked by: M Perrin
Date: 20/2/13

	Action	P	N	N/A	How to check and to what standard
1	Partition set out correct dimension form grid line.	✓			Check dimension against drawing (+ or - 3mm over length of partition)
2	Partition parallel to gridline and straight.	✓			Measure @ min 2 points (Deviation band 10mm = + or - 5mm)
3	Rooms set out square.	✓			Use 3, 4, 5 not a square (+ or - 3mm over length of partition)
4	Correct width floor track used.	✓			Check against detail (no deviation)
5	Floor track set out to correct junction detail.	✓			Check against detail (no deviation)
6	Two beads of mastic used to underside of floor track	✓			Lift section of track if not visible
7	Correct fixings used in floor track.	✓			Check against detail (no deviation)
8	Correct fixing centres used in floor track.	✓			Measure @ least 10 fixings (no deviation)
9	Correct number of fixings to each side of door openings.	✓			Check against detail (no deviation)
10	Head track set out plumb.	✓			Use laser level measure (5mm measured from top to bottom)
11	Head track set out to correct junction detail.	✓			Check against detail (no deviation)
12	Correct width of head track.	✓			Check against detail (no deviation)
13	Correct depth of head track.	✓			Check against detail (no deviation)
14	Correct thickness of fireboard.	✓			Check against detail (no deviation)
15	Two beads of mastic between head track and fireboard.	✓			Lift section of track if not visible (no deviation)
16	Correct fixings used to fix fireboard.	✓			Check against detail (no deviation)
17	Correct centres used to fix fireboard.	✓			Check against detail (no deviation)
18	Mastic to joints in fireboard.	✓			Check both sides @ least 6 joints (no deviation)
19	Two beads of mastic between fireboard and soffit.	✓			Lift section if not visible (no deviation)
20	Correct fixings use for head track.	✓			Check against detail (no deviation)
21	Correct fixing centres used.	✓			Measure @ least 10 fixings (no deviation from detail)
22	Picture frame bead of mastic at junction of fireboard/soffit both sid	✓			Check both sides (no deviation)
23	Correct board used for infills in ribdeck.			✓	Check against detail (no deviation)
24	Correct number of boards used for infills.			✓	Check against detail (no deviation)
25	Correct insulation use in infills.			✓	Check against detail (no deviation)
26	Small holes in ribdeck filled with Rockwool.			✓	Visual check use torch (no deviation)
27	Bead of mastic around infill to ribdeck.			✓	Visual check use torch (no deviation)
28	Infill boards overlap fireboard by 7mm.			✓	Measure @ least 3 rib deck (no deviation)
29	Correct type of stud used, eg:C stud, I stud.			✓	Check against detail (no deviation)
30	Correct gauge of stud.	✓			Check against detail (no deviation)
31	Studs cut to correct length for deflection.	✓			Stud length = + 0 and - 5mm
32	Studs at correct centres (300-400-600mm)	✓			Measure top middle bottom (no deviation)
33	Doorway built to correct specification for weight of door.	✓			Check against detail (width -0 +5mm height -0 +10mm)
34	Leg of door head 250mm minimum.			✓	Measure both legs (no deviation)
35	Door head mitred.			✓	Visual check (no deviation)
36	Floor track returns up stud 300mm.			✓	Measure both legs (no deviation)
37	Correct number of screw in door head.		✓		Check against detail (no deviation) Not at 200 centers
38	Timber inserted in door stud to correct	✓			Visual check (no deviation)
39	Timber in head of double door.	✓			Visual check (no deviation)
40	Door stud cloaked in head track.	✓			Visual check (no deviation)
41	Screws at correct centres in door stud.	✓			Measure both legs (no deviation)
42	Door/screen formed in right location.	✓			Check against drawing (no deviation)
43	Door/screen formed to correct size.	✓			Check against drawing (width -0 +5mm height -0 +10mm)
44	Door/screen formed to correct height.	✓			Check against drawing (-0 + 10 mm)
45	Screen cill at right height.	✓			Check against drawing (no devation)
46	Mastic applied to abutment studs.	✓			Lift section if not visible (no deviation)
47	Correct fixings to abutment studs.	✓			Visual check (no deviation)
48	Fixings at correct centres to abutment studs.	✓			Measure all fixings to abutment (no deviation)
49	Flat plate fitted at deflection head.	✓			Check full length visual (no deviation)
50	Flat plate at correct distance from headtrack.	✓			Check against detail (if 15mm deflection then top of flat plate 15mm from bottom of headtrack no deviation)
51	Flat plate screwed to all studs.	✓			Visual check (no deviation)
52	Bead of mastic at junction of floor/track.	✓			Visual check (no deviation)
53	Correct type of board.	✓			Check against detail & back of board (can only be replaced with minimum performace equal or better)
54	Correct thickness of board.	✓			Visual against detail (no deviation)
55	Correct number of layers.	✓			Visual against detail (no deviation)
56	Screws fixed no more than 50mm from corners of boards.	✓			Measure top to bottom (no deviation)
57	Screws fixed at Maximum 300mm centres.		✓		Visual plus measure on any that look over (no deviation) all not at 300 centers
58	Screws around door openings maximum 200mm centres.	✓			Measure complete door/opening (no deviation)
59	Screws around glazed screens maximum 200mm centres.	✓			Measure complete door/opening (no deviation)
60	Screws to external corners at 200mm centres.	✓			Measure top to bottom (no deviation)
61	Screws not breaking paper.	✓			Visual check maximum deviation 10% of screws breaking paper (1.2 x 2.7 board = 39 screws 10% = 4 screws)
62	Screws not proud of board.		✓		Visual check (no deviation) 10 no over Two screws
63	Flat plate at cross joint of outer layer of board.	✓			Lift section if not visible (no deviation) extra joints not Flat plat 3 no
64	Boards not too short at deflection head.	✓			Use pre cut guage or tape - 5mm
65	Boards not too long at deflection head.	✓			Use pre cut gauge or tape + 0mm
66	Boards screwed to flat plate at deflection head.	✓			Visual check (no deviation)
67	Screws to flat plates at correct centres.	✓			
68	Boards to abutments cut the right length.	✓			Use pre cut gauge check both sides
69	Joints to double layer staggered vertically.			✓	Lift section if not visible
70	Joints to double layer staggered horizontally.	✓			Lift section if not visible
71	Abutment details built correctly.	✓			Check against detail
72	All required studs for 2nd fix fixed in place.	✓			Visual check of pick up studs
	SECOND FIX ITEMS				
73	2nd Fix board joints staggered by 600mm from 1st fix side.				
74	Board cut maximum 10mm larger than service penetrations				
75	Sockets cut to correct size.				
76	Transoms fitted metal to metal on penetrations over 160mm.				
77	Transoms lined with plasterboard on fire rated partitions.				
78	Rockwool slab installed around penetrations over 160mm.				
79	Insulation fills the void between studs from top to bottom.				
80	Correct spacing of stick pins to support insulation				2 at top equally spaced, then 1 in centre @ 1.2m maximum
81	Rockwool slab installed around electrical sockets.				300mm around socket to maintain acoustic and fire rating.
82	Correct noggin fitted.				Will it support the weight of item to be suspended.
83	Noggin fitted flush to studs.				If C studs has the noggin been cut with grove to fit stud.
84	Correct number of fixings in noggins				Enough to support the services fixed prior to boarding.
85	Noggins set out in correct position.				Set out either off drawing or position marked on partition.

Equipment required to carry out inspection

1. Drawings (construction full size)	Checks
2. Specification	
3. Details (Relevant to inspection)	Defects
4. Tape measure (laser measure)	
5. Laser level or standard level	Correct
6. Access equipment (podium)	
7. Torch	Total
8. Pre cut gauge (deflection head)	
9. Screw gun (battery)	

Brookfield has provided us with Sample Testing Methodology for the positive pressure test to be carried out in selected areas. Drawings have also been issued indicating areas to be tested. The client is to confirm that they are in agreement with the areas to be tested. (See Supervisor's Communication General Matters / Other Instructions (CI 13.1) No 22).

3.2 Early Warnings

Currently nothing to report.

3.3 Board Equipment Installation, Testing and Commissioning

Currently nothing to report.

3.4 Non Conformance Reports

We are aware of a number and types of NCR's raised and are being kept up to date as to their status.

4.0 CONSTRUCTION REVIEW

4.1 Visits to the Works

Site inspections were carried out by the NEC3 Supervisors on the 4rd, 5th, 6th, 7th, 8th, 11th, 12th, 13th, 14th, 15th, 18th, 19th, 20th, 21st, 22nd, 25th, 26h, 27th and 28th February 2013.

4.2 Elements of the Works available for inspection

- Energy Centre – structurally complete.
- Main building – Cores A, B, C, D, E, F, G, K and L internally, Zones A, B, D, E, G and H ground floor slabs, Zones E and F basement area, ground floor suspended slabs, 1st and 2nd floor slabs. Zones G and H 4th to 9th floor slabs. Zones E, F and J to 5th floor slabs, and to the 7th floor in Zone D. Zones A, B, D and G roof area.
- Zones B, E, H and J below slab drainage.
- External Drainage – specific sections of installation where access is possible.
- Tunnels between ACH and Labs, and Cores C to F.
- Structural steelwork to Atrium (limited due to access).
- Structural steelwork to roof at Zones A, D and G.
- Dual carriageway to Renfrew Road, and carriageway from Hardgate Road.
- Internal Partitions.
- M&E modular units.
- Roofing.
- Cladding.
- Windows.
- Sto system.

- Brickwork Courtyard 5 and south east elevation.
- Brickwork/blockwork south east elevations.

4.3 Observations from February 2013 Inspections

The visual inspections of the work carried out to date indicate that the works are generally being carried out to a satisfactory standard. We continue to be assisted by the site teams and the NHS Project Team in resolving various construction, mechanical, electrical, and quality issues. We continue to close out our Supervisor's Notification and Defects when we have received satisfactory responses. Listed below are observations closed out, still to be closed and those raised following site visits in February y 2013.

4.3.1 Structural

In respect of the piling records on ZUTEC the current construction drawings are still be replaced by 'as built' drawings.

Quality on all concrete works has generally appeared good but the following points remain outstanding from previous reports and we continue to monitor these:-

- Finish to ground floor in Zone F and 1st floor in Zone J.
- 20mm level change detail in ground, 1st, 2nd and 3rd floor slabs at Zones E and J – remedial work on these areas has been progressing over the last period.
- Cracks to the soffit of the suspended ground floor slab between Cores A, B, C and D being kept under review.
- Spalling to a couple of parapet walls at the top of Core G.

The roof deck of the Atrium Bridge has now been cast with lightweight concrete being used. Prior to this, some steel members had been stiffened very locally by the addition of small steel sections and fuller details of the philosophy behind the designer deliberations was provided together with an updated sequence for casting of the concrete floors. Further to final checks Brookfield obtained notification from designers WSP that they were satisfied that casting of the top deck could commence. They have requested details of deflection after the 1st pour prior to work on other floors. And at time of writing this was still awaited. Repairs to damage to the fire protection coating (shop applied) on some sections remains outstanding and will be addressed when access is easier. Elsewhere ancillary steelwork around cores and at stairwells has progressed, and in occasional places some minor remedial attention to bolts and cleats is required. Steelwork to the roof of the Children's Hospital section (Zone A) appears to be progressing satisfactorily from a quality perspective.

Concrete slab work to the ACH has continued apace during the period. Work is progressing on the 10th floor on the SE arm (Zone G), 9th floor on the SW arm (Zone D), and 7th floor on the NE and NW arms (Zones J and F respectively). On the Children's Hospital section progress at floors 3 and 4 in Zones B and C

has continued during the period. All of the work generally appears to be of good quality throughout.

Sub-slab drainage in Zones B, E, H and J has progressed during the period with pressure tests proving generally satisfactory. One failure occurred in Zone B and with a CCTV check indicating a broken pipe the concrete slab will need to be broken up to allow an effective repair to be carried out. Some rodding demonstration remains to be carried out when position of scaffolding permits. A suitable testing solution is required for below ground drainage where it runs through the basement walls and connects to plumbing pipes without access panels.

Blockwork has commenced in the basement areas and workmanship appears of good quality to date.

A few quality issues remain to be addressed from previous reports but these are not considered programme critical at this stage.

We have asked Brookfield to confirm if the attached hole without bolts to the steelwork bridge connections reflects the design intent and a response to this is still awaited (See Supervisor's Communication General Matters / Other Instructions (CI 13.1) No 57.

We have reviewed structural information from received from Brookfield. Consequently Supervisor's Communication General Matters / Other Instructions (CI 13.1) No 86 is closed out.

4.3.2 Energy Centre

Steelwork snagging appears to have been addressed, but much tidying up remains outstanding.

4.3.3 Drainage

Below slab drainage test records continue to be kept by Brookfield as part of their QA procedures and some tests were independently witnessed by the NEC3 Supervisor team. This has included sections in Zones H and J during the period. The failed pipe section in Zone B noted in the last period has been repaired. We raised a question of testing sections of pipework connecting through the basement walls which do not have access panels. This has been addressed.

The drainage lines tested were as follows:

- Zone B Pour 2
- Zone E Pour 9

We asked Brookfield to indicate how they intend to carry out pressure tests on the sections of underground pipe that connect through/into the basement wall. Brookfield confirmed that pressure testing will be undertaken using the same

procedure carried out as with all other underground drainage tests with open end in basement capped and manhole capped and tested. Supervisor's Communication General Matters / Other Instructions (CI 13.1) No 101 is closed out.

Below is an example showing the marked up drawing for Zone J Pour 3.

4.3.4 Dual Carriageway to Renfrew Road. (A&C)

The defects previously identified will be reviewed nearer to completion when they will be rectified.

4.3.5 Pipework.

Installation of hot, cold, heating, & chilled water pipework in the A&C hospital is progressing at pace and in general is being installed to a good standard. The contractor should be reminded to maintain the good standards set in 2012 and that open ends on pipework should be sealed, to prevent the ingress of moisture and subsequent corrosion that may develop.

We have previously identified locations where the dead legs on hot water pipe runs are excessive and greater than the specified distance of 3m. We will continue to monitor this issue with the Contractor to review and identify all areas and to ensure this is not repeated in the future installations.

The majority of piping systems are being capped off to isolate systems from exposure to the elements and any foreign material. However there are numerous locations in Level 2 ventilation plantroom where open ends have been left on the main heating and chilled water pipework. We will continue to monitor this in the coming month.

We have asked Brookfield to confirm when pipework dead leg which is greater than 3 metres has been altered. This is to comply with signed off design drawings. See Supervisor's Notification of Defect (Cl 42.2) No 76

We have asked Brookfield to confirm the flow of water from the sprinkler head highlighted is not restricted by the adjacent section of unistrut. Brookfield has confirmed that the sprinkler head deflector appears to be under the unistrut and that the Sprinkler contractor will check this when they are installing the under services protection. If the head is shielded by the unistrut, they will turn the head pendant. Awaiting photograph showing completed work. See Supervisor's Communication General Matters / Other Instructions (Cl 13.1) No 74.



High level sprinkler heads appear inaccessible in a number of areas. We have asked Brookfield to confirm the access regime for sprinkler head maintenance / replacement. Brookfield intimated that this is not unusual in a plant room which is congested. However maintenance is obviously required. Note that replacement of heads should only be required after activation due to fire or damage. Air tests have been carried out on the installation so far. Atmosphere in the plant room is dry / no corrosion likely so heads should last 20 years without issue based on previous installations. They shall be re-tested at 10 year intervals. Notwithstanding any of this, where there are potential access issues, every effort will be made to reach the heads when required – if plant has to be removed to do so, then it will be removed. The removal of plant to get access for servicing or maintenance would be unacceptable. See Supervisor's Communication General Matters / Other Instructions (Cl 13.1) No 75.

A Water tank appears to be built directly onto the floor slab. We asked Brookfield to confirm if the water tank can be adequately maintained and drained in this position.

Brookfield has informed us that the Balmoral water tank for the Sprinkler System is designed to sit directly on the floor slabs. The relevant standard that these tanks are designed to is BS EN 13280 (2001)

Mercury confirms that the tank can be adequately maintained and drained in this position. The 50mm high drain off is to a sump in the pump room and any residual water in the base sections would be wet vacuumed. There are no fittings or connections on the underside of the tank.
In response to Brookfield's comments we believe that to fully drain the tank there is a requirement to enter a confined space. Also, due to the construction of the

tank there would be a need to wet vac each 1m x 1m pod to fully drain the tank as the flanges are internal. We would seek confirmation that these requirements has gone through a risk assessment and has been signed off by the CDM Assessor. See Supervisor's Communication General Matters / Other Instructions (CI 13.1) No 89.

There are open ended pipework in the plant room on Level 3 Zone D. Consequently we have raised Supervisor's Communication General Matters / Other Instructions (CI 13.1) No 102 Brookfield has covered the open ended pipes and provided photographic evidence. This Communication is now closed out.

Pipes uncovered.

Pipes covered

4.3.6 Ventilation

The installation of ventilation ductwork in the A&C hospital is progressing well, and has been installed to a good standard. It appears that any open ends are being sealed but we have noted some exceptions and these have been highlighted to the contractor during our weekly site inspections. The level of damage occurring during the delivery process is much reduced from that previously reported, however the contractor should be reminded that care should be taken to avoid such damage occurring.

However there have been instances of ductwork and other ventilation kit being directly stored on the concrete slab and exposed to the elements in some areas, which is unacceptable.

Edge protection has not been installed on Level 3, plant area, where ductwork penetrates from below and is capped through an upstand. This issue has been discussed with Brookfield on 01/02/2013 and we will continue to monitor this.

Conduit which is restricting accesses to the duct access hatch in THE-158, Theatre 3 Anaesthetic Room has been 'kinked' to avoid the hatch.
Consequently Supervisor's Communication General Matters / Other Instructions (CI 13.1) No 71 is closed out.

The electrical containment restricting access to duct access hatch adjacent to riser THE-237. This has been re-positioned to allow better access.
Consequently Supervisor's Communication General Matters / Other Instructions (CI 13.1) No 72 is closed out.

The electrical containment appears to be restricting access to duct access hatch Adjacent to riser THE-2127. We have asked Brookfield to confirm that the duct hatch can be fully accessed without issue when the finished ceiling is in place. Brookfield has confirmed that snagging is due to commence in December and they will review this when complete. See Supervisor's Communication General Matters / Other Instructions (CI 13.1) No 73

Following an inspection on site we have asked Brookfield to confirm that the access hatch within ductwork in room EMC-062 shall still be accessible after the

medical gases and ceiling installation is complete. See Supervisor's Communication General Matters / Other Instructions (CI 13.1) No 91.

We observed that ductwork penetrating the walls of the Dirty Utility Rooms in the Theatre Suites were not dampened (fire dampers). Consequently we have raised Supervisor's Communication General Matters / Other Instructions (CI 13.1) No 97 asking for clarification. This was observed in many Dirty Utility Rooms. We noted that ductwork was insulated. Following discussions with Brookfield confirmation has been received that the insulated ductwork is supply ductwork which is fire rated underneath the insulation. Fire dampers are installed in the slab above (in the Plant room) to all the ductwork dropping into the Dirty Utilities. The ductwork from then on is Fire Rated within the Dirty Utility and just beyond the room boundary. Dampers are fitted where any ductwork passes back through the Dirty Utility wall from supply or extract legs. Mercury and BM have reviewed on site to ensure installation is correct in line with strategy. Consequently Supervisor's Communication General Matters / Other Instructions (CI 13.1) No 97 is closed out.

4.3.7 Insulation

The thermal insulation installation to the pre-fabricated sections of pipework is being completed off site, before delivery.

4.3.8 Pressure testing

Pressure testing of the modular pipework sections on a zone by zone or area by area basis is to be programmed through the commissioning meetings.

We await further information from Brookfield on their programme and methodology.

4.3.9 Medical Gases

Medical Gas testing has started on site and we will monitor and witness as required. We have asked Brookfield to confirm that there are sufficient supports to the medical gases and that they are at the appropriate spacing.

4.3.10 Energy Centre

The installation for the standby generators is progressing to completion, and the installation is to a good industry standard. Generator on site testing has been successfully completed for the A-side generators.

We have witnessed various tests on the HV switchgear and this is now connected and energised.

The second batch of generators has been delivered and positioned on site. Test dates for these are awaited.

We still await feedback on the Busbar testing that was carried out on the Busbar network linking switchboards 7A to 8A and 7B to 8B. Mark Larden of Schneider Switchgear Service was to refer the test results to Schneider electric for further comment.

4.3.11 Trunking

Cable trunking is being installed as part of the offsite fabricated sections that are being installed in the A&C hospital and in general the installation is to a good industry standard.

4.3.12 Cable Trays

Cable trays are being installed as part of the offsite fabricated sections that are being installed in the A&C hospital and in general the installation is to a good industry standard.

4.3.13 Cabling

Modular wiring looms are now being installed as part of the offsite fabricated assemblies and carefully tied up for protection and installation is of a good standard.

Void detection appears inadequate and inaccessible due to plasterboard ceiling. Brookfield has advised us Scotshield have carried out and continue to carry out site surveys regarding detection coverage. Currently they have identified additional heads to be installed – Mercury is awaiting formal report. They understand that Scotshield continue to review installation on all floors to ensure sufficient coverage but this is work in progress. (See Supervisor's Communication General Matters / Other Instructions (CI 13.1) No 77

The junction box appears to be inaccessible due to the ceiling installation. We have asked Brookfield to confirm if this is the case. Brookfield has confirmed that the grille shown adjacent to CCW 061 is in fact not connected to the ductwork system and is just a transfer grille (CVG). It can therefore be used as an access hatch to get to the junction box. However the rest of the corridor will be reviewed to check that there is sufficient access. This area has been off limits

due to flooring works. (See Supervisor's Communication General Matters / Other Instructions (CI 13.1) No 79).



We have been informed that there are a few rooms which have boxes back to back and that these cannot be altered.

We have asked Brookfield to identify these on a marked up drawing/s and provide confirmation from Acoustic Logic that they are satisfied there will be no adverse affect on the acoustic performance of the partitions.

We have also asked Brookfield to provide test certification that the back to back boxes with putty pads will provide the requisite fire resistance.

Brookfield's fit out team are of the opinion that all back to back boxes have been omitted following the recent surveys on site. To confirm this, they intend to carry out a further survey of GF areas. Still awaiting this information. (See Supervisor's Communication General Matters / Other Instructions (CI 13.1) No 87).

4.3.14 Conduit

Solid conduit installations are well progressed in the areas being fitted out and are to a good industry standard.

4.3.15 Void Detection

Mercury is awaiting details from Scotshield which will form part of Brookfield's future response (See Supervisor's Communication General Matters / Other Instructions (CI 13.1) No 65).

Hoist cabling in CCW 051 is inadequately supported. Brookfield confirmed this has been clipped and a photograph will follow as soon as they get access back into the area. The detail shown will be that for the rest of the hoist cabling. (See Supervisor's Communication General Matters / Other Instructions (CI 13.1) No 78).

There appears to be restrictive space for the void detection. We have asked Brookfield to confirm if void detector above the ductwork is providing adequate protection. (See Supervisor's Communication General Matters / Other Instructions (CI 13.1) No 90).

We have asked Brookfield to confirm that the void detector above the ductwork in room AAW-381 is providing adequate protection. (See Supervisor's Communication General Matters / Other Instructions (CI 13.1) No 93).

4.3.16 Intake Sub Station

Brookfield has confirmed that there are still a number of cables to be pulled through to the Substation. These will not be installed in place until 1st Quarter of 2013, at which point all other works will be resolved. (See Supervisor's Communication General Matters / Other Instructions (CI 13.1) No 30 & 45).

4.3.17 Partitions

We noted on Level 2 that the drainage outlet in the ceiling was restricted and brought this to Brookfield's attention. They have confirmed that the Partition will need to be cut out & boxed around the aperture once pipework is installed to ensure appropriate fire rating is achieved. We shall continue to monitor this during future visit to the site.



During a visit to site we noted that a vertical stud in the corner of room STW-082 had not been fitted properly. Brookfield took the appropriate action and refitted the stud and adjusted the patrises and first fix electrical work.

We also noted that the vertical stud in room STW-015 had not been fitted and sealed against the concrete column adequately. Brookfield addressed this by cladding the column and provided photographic evidence.

Vertical stud not tight to the column.



Solution column encased.

A joint inspections was carried out with Brookfield on Level 2 and we noted that insulation had fallen out of the partition at high level in Zone E. Brookfield recorded this and confirmed that this would be addressed.

During a joint inspection with Brookfield we noted that the Rain Water Outlet in Corridor 2-529 (zone J) clashed with module services. Brookfield confirmed that the module services would be altered to enable the connection.

We noted that there was insulation missing from the upper sections of partitions in riser opposite Core B drawing area 528 and area 527. Brookfield is aware of these and will ensure that these are addressed prior to second boarding. See photos below.

There is no insulation at the junction of the window frame and the end of the partition in room AAW-304 Level 0. We have asked Brookfield to confirm when this has been addressed. (See Supervisor's Communication General Matters / Other Instructions (CI 13.1) No 81).

During a joint inspection with Brookfield they made us aware that partitions affected by mildew are being stripped as the building is made watertight.

Boards affected by mildew

4.3.18 Roofs

No roof work has been carried out during this period.

4.3.19 Cladding/Courtyards

Finished Courtyard 3

Cladding is progressing on the south and east elevations and is substantially complete courtyards 2, 3, & 4 and south elevation plant room 21 & 31. The "STO" system is complete in courtyard 5, advanced in courtyard 3 and 4 and ongoing in courtyard 2 and the south and east elevation. The standard and quality of the work is generally to a good industry standard.

A loaded skip was placed on the unprotected roof on level 3 resulting in potential damage to the roof. Brookfield confirmed that the skip has been removed and an inspection of the roof is to be carried out. (See Supervisor's Communication General Matters / Other Instructions (CI 13.1) No 100).

Attempts to carry out repairs to damaged sections of panel cladding in Courtyards 4 & 5 have proved unsuccessful. This has been recorded by Brookfield and we are aware that there are plans to paint the entire surfaces of the damaged panels. Consequently we seek confirmation from the manufacturer that the onsite repair/painting of the panels will have the same life expectancy as the factory produced painted finish. We have also asked Brookfield to provide details of the methodology to carry out on site painting. (See Supervisor's Communication General Matters / Other Instructions (CI 13.1) No 103).



Unsuccessful repairs to cladding in Courtyard 5.



Unsuccessful repairs to cladding in Courtyard 4.

Unsuccessful repairs to cladding in Courtyard 3.

There are also unsuccessful repairs to cladding above Courtyard 3. See photograph below.

4.3.20 Windows

Windows are progressing on the external elevations and courtyards in accordance with the specifications.

4.3.21 Water Prevention into Building

Water ingress as a result of rain penetration through walls and soffits were evident. We have asked Brookfield to advise on proposals for preventing rain penetration and QA procedure for remedial to water damaged finished/stored work elements. Brookfield confirmed that all the areas identified in our communication have been resolved and remedial action taken with the installation of SFS, EPDM's fitted and Windows installed. We are however awaiting for their QA information. (See Supervisor's Communication General Matters / Other Instructions (CI 13.1) No 46

4.3.22 Fire protection

We asked Brookfield to provide dry film thickness results for the atrium steel in support of the fire proof certification. These must be for both the factory applied intumescent coating and the coating being applied on site. Brookfield has confirmed that they have been in communication with JD Pierce their sub contractor on the Steelwork and have received the following information;-

Intumescent paint logs for various components.
Steel Certs
Welding certs

Brookfield confirmed that they will review these and will follow up with a further response. However following Brookfield's response to Supervisor's Communication No 86, they have intimated that there are further remedial works which will alter the records previously obtained. Once these are re-issued Brookfield will review prior to forward to us. (See Supervisor's Communication General Matters / Other Instructions (CI 13.1) No 54).

4.3.23 Structural Frame System

We noted that insulation has not been fitted inside the vertical SFS members at the right hand side of the right hand window in Room EMC-133 Seminar and Training Centre. There was also insulation poorly fitted with gaps. This was inspected and is now closed out. (See Supervisor's Communication General Matters / Other Instructions (CI 13.1) No 67).

No insulation in sfs.

Gaps between insulation.

4.3.24 Doors

No door frames offered up for inspection this period.

4.3.25 Equipment

The Energy Networks Association has issued a notice under the National Equipment Defect Reporting Scheme (NEDeRS). The relevant notice is NEDER 2013/0717/00 (NEW) relating to Schneider Electrical RE2c/MU2 RMU HV equipment.

We asked Brookfield to review all installed and proposed HV equipment and report back if any equipment falls under the NEDeRS notices.

Brookfield has been informed by Mercury that Schnider have confirmed these NEDER Notifications refer to equipment that failed in 2003. Mercury has had further discussions with Schnieder and has confirmed that the units that have been supplied to Southern General are not affected by these. The Units that are on site have been manufactured since 2010 onwards. Consequently Supervisor's Communication General Matters / Other Instructions (CI 13.1) No 88 and 95 is closed out.

4.3.26 Ducting

We have asked Brookfield to confirm that the fire damper actuator highlights in room EMC-011 can be accessed on completion of the cold water and ceiling installation. (See Supervisor's Communication General Matters / Other Instructions (CI 13.1) No 92).

4.3.27 Ceilings

We noted that there is flaking paintwork on the soffit of the ground floor slab in the basement area between Cores A, B, C , D. We have asked Brookfield to confirm remedial measures to address this and when it will be carried out. (See Supervisor's Communication General Matters / Other Instructions (CI 13.1) No 96).

Generally access to the above ceiling services is now restricted due to the plasterboard ceiling installation. It is understood that access to any above ceiling services shall be accessed via the lighting installation. We have asked for confirmation this maintenance regimen provides safe access to all above ceiling services without compromising the finished ceiling installation. (See Supervisor's Communication General Matters / Other Instructions (CI 13.1) No 104).

4.4 Defects from October 2012 Inspections.

We raised a Defect Notification for a Steel angle plate which is too short on Level 3 Zone G. Brookfield has provided a photograph of the completed work. Consequently Supervisor's Notification of Defect (CI 42.2) No 09 is closed out.

Duct access hatch blocked by chilled water pipework at ground floor area around DB cupboard AAW190. See photograph below. Contractor to confirm when this will be rectified.



Motorised damper inaccessible due to adjacent duct in Plant Room. Brookfield is investigating this and will report. (See Supervisor's Notification of Defect (CI 42.2) No 12).

Restricted access to ductwork access hatch in corridor adjacent to Zone H near Stair Core F. Brookfield has intimated that the hatch is not restricted and access can readily be gained. We revisited the hatch and are still of the opinion that access to the hatch is not feasible as can be seen in Mercury's photograph which shows an attempt to access the hatch without the ceilings. (See Supervisor's Notification of Defect (CI 42.2) No 13).



Ductwork obstructed by modular frame Zone H. Brookfield is investigating this and will report (See Supervisor's Notification of Defect (CI 42.2) No 14

One of the fixings to the cladding is visible beneath the capping pieces and the cladding is indented. Brookfield has confirmed that the vertical 'top hat' flashing is still to be installed and this will cover the fixing and the indent. A joint inspection will be arranged between ourselves and Brookfield to inspect the 'top hat'. (See Supervisor's Notification of Defect (CI 42.2) No 16).

We noted a dead leg which exceeded 3m on Level 2, THE-126 Dirty UT and Level 1, Zone D CCW-201 Staff Lounge. Consequently we raised Supervisor's Notification of Defect (CI 42.2) No 20. We revisited the room and noted that adjustments have been made, consequently this is now closed out.

Due to compartmentalisation of the void area by the introduction of deep ductwork/partitions there is inadequate void protection. Scotshield has surveyed

the area and void detection has been installed to provide the required coverage due to deep ductwork. Consequently Supervisor's Notification of Defect (CI 42.2) No 28 & 29 are closed out.

The area of plasterboard above and to the left hand side of the double door in at grid ref AL.1 and AK which did not have insulation has now been addressed. Consequently Supervisor's Notification of Defect (CI 42.2) No 31 is closed out.

Before

After

BS5389 recommends that smoke detectors should not be mounted within 500mm of any walls or partitions. This does not appear to have been achieved in room AAW-384. We asked Brookfield to confirm when this has been remedied.

Brookfield has responded stating that BS5839 does recommend smoke detectors to be more than 500mm away from any obstruction, however, in some instances where the room overall size is less than 1100mm from wall to wall it is not possible to achieve this. The fire risk assessment will require that these rooms are to be protected such as electrical riser cupboards as shown in the photograph with the detector being centralized in the room. These rooms are protected but noted as a variation to BS5839 in the Fire Alarm Certificate.

We have reviewed BS5839 and it states that where 500mm clearance cannot be achieved, then the smoke detector should be located to as close to the centre of the room as possible, see extract from BS583 below.

g) Heat and smoke detectors should not be mounted within 500 mm of any walls, partitions or obstructions to flow of smoke and hot gases, such as structural beams and duct work, where the obstructions are greater than 250 mm in depth. (This recommendation does not apply to detectors within rooms opening into escape routes in a Category L3 system). NOTE 6 If an

enclosed area has no horizontal dimension greater than one metre, it is impossible to comply with this recommendation; this should not be regarded as a variation, but the detector should be sited as close as possible to the centre of the space/ 500mm away from the wall.

At this time the smoke detector isn't in the centre of the room. Consequently this issue still requires to be resolved. (See Supervisor's Communication General Matters / Other Instructions (CI 13.1) No 37.

We noted during a joint inspection with Brookfield that insulation has been disturbed behind the boards at high level as a result of electrical installation work. If this is not corrected the acoustic quality of the partition adversely affected. We have asked Brookfield to confirm when this has been remedied. (See Supervisor's Communication General Matters / Other Instructions (CI 13.1) No 39).

An AVSU penetration has been incorporated into a hazard room partition on the corridor side of room CCW-019 Disposal Hold in accordance with drawing AST-XX-XX-DT-252-088. This does not show Kanuf board behind the AVSU. HTM 05-02 Table A1 states that the wall should have the integrity of 30 minutes and the method of exposure is to be each side separately. We asked Brookfield to confirm that the section of partition housing the AVSU can achieve 30 minute.

We were shown a location elsewhere on level 1 which was constructed with a back board providing fire protection on the corridor side. However there was an

AVSU on level 2 which did not have a back board. This was brought to Brookfield's attention and corrected. (See Supervisor's Notification of Defect (CI 42.2) No 40).

AVSU corridor side of room CCW-019

Insulation has been removed or displaced at high level where conduits are fitted within the partition. If not addressed this would reduce the acoustic performance of the partition and allow the transfer of heat across the cavity. We have asked Brookfield to confirm when this has been addressed so that it can be inspected before second boarding is complete. (See Supervisor's Notification of Defect (CI 42.2) No 41).



We noted that there was restrictive access to the ducting on Level 2 Zone D Corridor THE-328. We have asked Brookfield to confirm when this has been

addressed. (See Supervisor's Communication General Matters / Other Instructions (CI 13.1) No 42).

5.0 INFORMATION REQUIRED

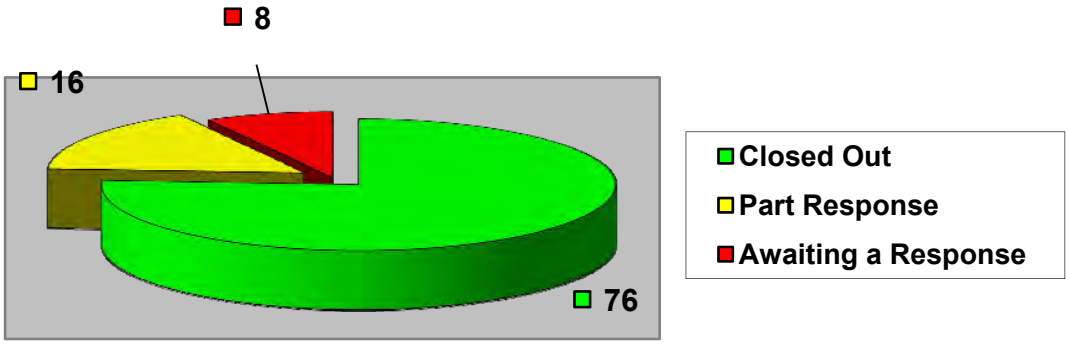

NEW SOUTH GLASGOW HOSPITAL ADULT AND CHILDREN'S HOSPITAL AND ENERGY CENTRE

SUPERVISOR'S REPORT NO. 23 **FEBRUARY 2013**

Item No.	*Description*	*Date Requested*	*Comment*	
Items 1 to 21 have been closed out				
22	Brookfield to provide us with their Air Test Procedures and Programme.	03/07/12	Response received.	
Items 23 to 29 have been closed out				
30	Confirm when cabling is complete, water pumped out and batteries removed.	10/08/12	Response received.	
Items 31 to 44 have been closed out				
45	See Supervisor's Communication No 30.	18/09/12	Response received.	
46	Advise on proposals for preventing rain penetration	0/09/12	Response received.	
Items 48 to 53 have been closed out				
54	Provide dry film thickness results for factory applied intumescent and remedial repairs on site.	12/10/12	Response received.	
55	Provide air method statement for air leakage tests.	12/10/12	Closed out.	
56	Confirm remedial action to damaged steel framework.	15/10/12	Closed out.	
57	Please confirm if the attached holes without bolts to the steelwork bridge connections reflects the design intent.	16/10/12	Response received.	
Items 58 to 64 have been closed out				
65	Confirm philosophy for void detection on Level 1 Gridline I-H & 1.1-2.1.	12/11/12	Response received.	
66	Back to back sockets do not comply with HTM 08-1 & Appendix S	22/11/12	Closed out.	
67	Vertical SFS members at the right hand side of the right hand window in Room EMC-133 do not have insulation.	26/11/12	Closed out.	
68	Various issues re the Air Pressure test for the envelope.	26/11/12	Closed out.	
69	Back to back sockets in room AAW-297 require to be repositioned.	30/11/12	Closed out.	
70	Sprinkler pipe work appears to be restricting the removal of the home run box cover	30/11/12	Closed out.	
71	Conduit run appears to be restricting access to duct access hatch in room THE-158, Theatre 3 Anaesthetic Room	0/11/12	Closed out.	
72	Electrical containment appears to be restricting access to duct access hatch Adjacent to riser THE-237.	30/11/12	Closed out.	
73	Electrical containment appears to be restricting access to duct access hatch Adjacent to riser THE-212.	30/11/12	Response received.	
74	Confirm flow of water from the sprinkler head is t restricted.	30/11/12	Response received.	
75	Confirm the access regime for sprinkler head maintenance / replacement.	30/11/12	Response received.	
76	Confirm when 3m dead legs have been altered in CCW-031	30/11/12	Response received.	
77	Void detection appears inadequate and inaccessible due to plasterboard ceiling in CCW-051	30/11/12	Response received.	
78	Hoist cabling is inadequately supported.	30/11/12	Response received.	
79	Junction box appears to be inaccessible due to ceiling installation	30/11/12	Response received.	
80	Confirm that the supports to the medical gas pipes are sufficient.	05/12/12	Closed out.	
81	Confirm when insulation is fitted at junction of partition and window frame.	11/12/12	Open	

82	Confirm remedial measures to ensure there is an intumescent seal between the partition stud and concrete column.	11/12/12	Closed out.	
83	Confirm when insulation will be fitted at the junction of the inner face of the external wall and the end of the partition between rooms AAW-258 & AAW-257	12/12/12	Closed out.	
84	Confirm when the insulation will be fitted to the 60 minute fire resistant partition adjacent to the column in room THE-108 and at high level.	14/12/12	Closed out.	
85	Confirm when gaps between fire boards at high level at END-036 and door leading into corridor XCA2-059 have been addressed.	19/12/12	Open	
86	Provide structural survey, up to date drawings, steelwork strengthening and concrete deck detailing, structural design philosophy and method statement.	20/12/12	Closed out.	
87	Provide a marked up drawing/s showing location of back to back boxes. Provide confirmation from Acoustic Logic that there will be no adverse affect on the acoustic performance of the partitions. Provide test certification that the back to back boxes with putty pads will provide the requisite fire resistance.	21/12/12	Response received.	
88	Brookfield to review all installed and proposed HV equipment and report back if any equipment falls under the NEDeRS notices.	09/01/13	Closed out.	
89	Confirm if the water tank can be adequately maintain and drained in this position.	14/01/13	Open	
90	Confirm void detector above ductwork provides adequate protection.	14/01/13	Open	
91	Confirms access hatch shall be accessible.	14/01/13	Open	
92	Confirm that fire damper actuators highlights can be accessed on completion of the cold water and ceiling installation.	14/01/13	Open	
93	Confirm void detector above ductwork provides adequate protection.	14/01/13	Open	
94	Confirms access hatch shall be accessible after conduit and ceiling installation is complete.	15/01/13	Closed out.	
95	Confirm if any proposed HV equipment and report falls under the NEDeRS notice.	18/01/13	Closed out.	
96	Confirm measures to address flaking paint in basement	18/01/13	Open	
97	Dirty Utility Rooms in the Theatre Suites were not dampened (fire dampers).	22/01/13	Closed out.	
98	Lightning protection tape not fixed properly.	22/01/13	Closed out.	
99	Confirm that the external WILO pumps are suitable for an outdoor exposed location.	22/01/13	Closed out.	
100	Confirm the condition of the roof after the loaded skip has been removed.	29/01/13	Response received.	
101	Confirm how pressure tests are to be carried out to underground pipe in the basement & when.	06/01/13	Closed out.	
102	Open ended pipwork requires to be covered	12/02/13	Closed out.	

6.0 SUPERVISORS TESTS AND INSPECTIONS

Tests not required	**N/A**
Tests required but not tested	**Req**
Tests required which has passed tests	**Pass**

Tests				
Ref	Title	To be Notified by	Status	Test Date
01-28	Various tests undertaken from the 9/07/2012 to the 23/11/2012.			
29	Drain air test Zone J Pour 3.	Brookfield	Pass	31/01/2013
30	Drain air test Zone J Pour 3.	Brookfield	Pass	08/02/2013
31	Drain air test Zone J Pour 3.	Brookfield	Pass	13/02/2013

Inspection not required	**N/A**
Inspection required	**Req**
Inspection complete	**Pass**

Inspections				
Ref	Title	To be Notified by	Status	Inspection Date
1	85 Point check to partitions room AAW-338	Brookfield	Pass	24/10/2012

7.0 DEFECTS NOTIFICATIONS ISSUED

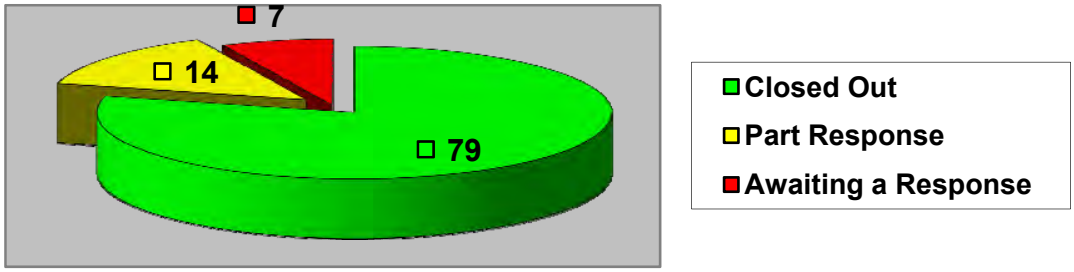

NEW SOUTH GLASGOW HOSPITAL ADULT AND CHILDREN'S HOSPITAL AND ENERGY CENTRE

SUPERVISOR'S REPORT NO. 23 **FEBRUARY 2013**

Item No.	Description	Date Requested	Comment	
Items 1 to 11 have been closed out				
12	Motorised damper inaccessible due to adjacent duct in Plant Room.	02.10.12	Response received.	
13	Restricted access to ductwork access hatch in corridor adjacent to Zone H near Stair Core F	02.10.12	Response received.	
14	Ductwork obstructed by modular frame Zone H.	02.10.12	Response received.	
15	Part of stud, Level 2 Zone D cut away.	10.10.12	Closed	
16	Fixing to cladding visible. Confirm when this will be addressed	18.10.12	Response received.	
Items 17 to 36 have been closed out				
37	Confirm that the smoke detect has been fitted in accordance with BS5389 in room AAW-384. E.g., not be mounted within 500mm of any walls or partitions.	14.01.13	Response received.	
38	Fire rated ductwork did not penetrate into the neighbouring space greater than 150mm as detailed on the approved design drawings in level 2 theatres.	14.01.13	Closed	
39	Insulation dislodged at high level due to electrical work. Confirm when remedied.	16.01.13	Open	
40	AVSU incorporated into hazard room partition. Confirm that the partition housing the AVSU can achieve 30 minutes on the corridor side of the partition.	20.02.13	Response received.	
41	Insulation removed and displaced from the partition at high level. Conform when this has been addressed.	21.02.13	Open	
42	Restrictive access to duct. Confirm when addressed.	26.02.13	Open	

NEW SOUTH GLASGOW HOSPITAL ADULT AND CHILDREN'S HOSPITAL AND ENERGY CENTRE

SUPERVISOR'S REPORT NO. 23 **FEBRUARY 2013**

John Redmond
Capita Symonds
Technical Advisory Services

The Beacon, 8th Floor, 176 St Vincent Street, Glasgow G2 5SG

	Signed	Date
Originated by	John Redmond	7th March 2013
Completed by	David Ramsay	7th March 2013

Brookfield

New South Glasgow Hospitals
Response to Comments on Appendix K M&E Drawing
8th November 2010 – Rev "A"

Item	Wallace Whittle Comment	Brookfield Response	Further Comment
1	**Introduction** A number of drawings were presented over several days. The reviews were high level and of a strategic nature with detailed discussions on specific elements arising. It was noted that the drawings would be developed to a more detailed level for further review. The following details provide a summary of the comments noted during the reviews. Additional comments were also made by Capita and NHS but are not recorded herein.	This development would occur at Stage 3 as part of the final design.	
	GENERAL COMMENTS ARISING		
2	**Maintenance** Fully detailed report to be provided identifying full compliance with ERs and SHTMs. Sample method statements to be prepared.	Mercury engaged a local company to review install and removal of generators as an example an provide a sample Method statement . Sample Method Statement attached. Appendix 1.	
3	**Plant Replacement** Strategy and methodology to be written up by ZBP.	ZBP report has been issued. Appendix 2	
4	**Medium Voltage Systems** The site MV network is being developed, there are several changes to the bid proposals and it would appear that the scheme will not be strictly in accordance with generic schematics within SHTM 06-01 with open rings. A typical sub-station layout was tabled comprising transformer room 1, transformer room 2, ring main unit room 1, ring main unit room 2, and a combined low voltage room. It was noted that ZBP would review the space allocation to ensure optimum heat rejection from the transformers. Midel ONAN transformers proposed for roof mounted units, cast resin proposed for internal industry, problems of cast resin unit sourcing was discussed and full procurement details to be provided in due course. MV cable joints were discussed and it was agreed that if these were necessary they would be located within the soft landscaped areas with appropriate labelling and protection. Brookfield advised that Scottish Power work is progressing on target. Discussion required outwith this forum on possible wayleave requirements for retained estate cables prior to road realignment. ZBP advised that no remote control station facility proposed for individual MV	WW are required to expand the comment and advise where they believe the systems are not in accordance with SHTM 06-01. The review will take place during Stage 3 Full submittal will be provided before purchasing. Yes they should be located in a cable chamber in the soft BCL to organise Meeting	

	breakers however hierarchical control is available via the ENMS head end.	Manual & automatic control of all MV breakers will be available from the ENMS head end.	
5	**Post Workshop Comment** Subsequent to the workshops an amended copy of the Generator Load Control proposals has been provided. This was discussed with ZBP and Brookfield at site on 16 September 2010. The proposal starts all generators on a common bus rather than twin busses; this will affect the load availability at 15 seconds. ZBP are progressing load matrices which shall be issued in due course, however we suggest that a meeting is arranged with the NHS FM representative to discuss the proposal at an early date.	Agreed Agreed The clinical risk is to be assessed by the Board prior to finalisation of the switching scheme.	
6	**Low Voltage Systems** The low voltage network is being developed for the full system with particular emphasis on the 11 departments. Dual routing is being incorporated however this is not being fully met where excessive lengths would be required. The low voltage load control for generator start up is being developed with fail safe devices. It was noted that automatic failure recovery scenarios would be integrated in the control system, however overall manual control would be available for proficient staff to operate.	Dual feeds are being employed throughout from source to final distribution points. Separate routes for the A + B cables are envisaged where practical to do so. Agreed.	
7	**Earthing** Earthing schematic indicates multiple neutral earthing on each system, this is to be remedied and a common solution agreed and implemented throughout.	Updated for FBC drawing issue. N-E link being provided at substation transformer.	
8	**Energy Centre** The energy centre is being developed in line with the bid proposals, the plant replacement procedures were discussed and it was agreed that these require to be developed with "Plant Move" specialists. The fuel tank supply and fill locations to be reviewed to minimise traffic impact. General plant replacement strategy to be fully developed. Step over bunds requested at doors for wet to dry plant rooms.	No further comments. The locations of the fill points have been finalised and the a route for the tankers, a one way route around the energy centre, to minimise any traffic problems has been agreed. A strategy has been discussed with regards the energy centre plant replacement. Step over bunds are being provided.	

Brookfield

New South Glasgow Hospitals
Response to Comments on Appendix K M&E Drawing
8th November 2010 – Rev "A"

9	**CHP** 3 No. 1MWe units proposed. WW requested that input sound attenuators were reviewed. ZBP advised that sound attenuation for the CHP units would be a combination of local canopy and air inlet and outlet attenuators. HMcD requested details of proposed Biogas connections.	3 No. 1.2MWe units are currently proposed but are subject to the final design. No further comments. No bio-gas provision is currently included as details of capacity/size etc. are not available. However a valve connection to the main gas line will be left for future use.	
10	**Lighting** The lighting scheme is being developed by Mercury Engineering (ME) in line with the bid proposals. The NHS bid comments require to be reviewed e.g. lighting levels at staff bases and non standard corridor areas which do not appear to have been developed. Lighting in corridors does not appear to be uniform. The quantity of ceiling mounted luminaires in bedrooms to supplement the main bed head combination light was discussed and ME advised that each room type would be evaluated separately. LED luminaires proposed for staff bases, touchdown areas, receptions, x-ray, and scanner rooms only.	Agreed This will be developed during Stage 3. This will be developed during Stage 3. Agreed Agreed	
11	**Lighting Control** The lighting control is to be developed.	Lighting control described in specification: ZBP-XX-XX-541-205. Lighting control matrix being developed to provide further guidance on switching principles for the generic rooms.	
12	**Wiring** A prefabricated wiring system is being proposed for parts of the wiring general circuits and shall be in steel conduit, it was noted that all connectors for the prefabricated system should be robust and tested in use.	Agreed	
13	**Theatre Lighting** Theatre lighting units to be detailed and emergency power system information provided.	Theatre lights indicating Emergency lights are detailed on drawings	
14	**Fire Alarms**		

	The fire alarm system is being developed in line with the bid proposals with several modular panels proposed rather than less large capacity units. Alarm annunciation is being detailed and the position of "clear text displays" is being progressed during the user group discussions.	Agreed To be developed further during stage 3.	
15	**Zone Distribution** The zone distribution is being developed in line with the bid proposals, however some zones incorporate multiple departments. Actual boundaries to be developed and agreed during the next stage.	Electrical zoning drawings will be developed throughout the design process in line with architectural layout changes and the refinement of LV power distribution strategies.	
16	**Containment** The containment is being developed in line with the bid proposals.	Agreed.	
17	**ICT Cabling** The ICT cabling does not comply with the Employers Requirements in that sufficient comms rooms have not been provided to ensure compliance with the 90 m horizontal cabling. This was evident in the core area and outreach areas in the bedroom block. The main comms rooms are not sized as per the Employers Requirements. The sub-main comms rooms are not sizes as per the Employers Requirements.	Space is now provided in the EL Risers/Cupboards. Detailed design including power consumption to be agreed. The one undersized room has been changed by NA and is now compliant.	
18	**General Comments Arising – Mechanical Systems** **Mains Distribution** Manufacturers guarantee conditions to be provided for underground heating and cooling mains along with examples of similar installations and compliance statements areas referenced to regulations and SHTMs.	Vendor details will be provided during stage 3.	
19	**Supplies to Retained Estates** Details of building and spatial provisions to allow future entrance and exit of necessary services to be provided.	Space allowance has been made for the taking the retained estate pipework from the energy centre alongside the leg "A" external services	
20	**Spare Capacity** Confirmation of allowances on all systems e.g. Air Handling Units, vertical rising services, etc. To be provided.	Refer to design Reserve Matrix attached.	
21	**Gas Supply** Full details of provision and details of necessary gas pressure reducing equipment	The gas supply system is shown as a schematic on drawing ZBP-EC-XX-SC-513-	

	and system resilience, risk analysis and methodology to be provided.	002 and described in the specification ZBP-XX-XX-SP-511-352.	
22	**Chillers** Confirmation of model types required as suggestion was not providing high COP units previously indicated. Justification for same required together with impact on energy.	The minimum SEER value to be specified will be at least equal to bid proposal.	
23	**Expansion** Details of proposals to accommodate pipework expansion on internal and external mains to be provided.	Details of the expansion will be developed during stage 3 of the project.	
24	**Ward Heating/Cooling** Review provision of double panels in ward and en-suite as appears possible over complication.	4 pipe chilled beam providing heating and cooling will be provided in tower bedrooms. Heating only radiant panels will be provided in ensuites.	
25	**Overdoor Heaters** Review current electrical unit provision as appears non energy efficient solution at present.	Over door heaters will be served from LTHW circuit.	
26	**Isolation Suite – Control** Review of isolation suite's controls on how to run plant when the rooms are empty regarding energy savings and positive/negative pressure to adjacent areas. Final solution to be investigated and agreed with users. Solution to be in compliance with SHPN Note 4 & SHTMs.	The proposals are in compliance with SHPN Supplement 4. There is a risk that running the systems in a setback mode could give rise to inadvertent misuse and loss of isolation.	
27	**Isolation suite – Ventilation** Isolation suite extracts are gathered together within a common plenum within a plantroom and mixed with fresh air then extracted via another set of fans for discharge at high level. This is non standard and Board review required prior to proceeding with this philosophy. May provide problems if one system is to be fully sanitised; all rooms would have to be closed down when common plenum is to be cleaned.	SHPN 04: Supplement 1 in clause 4.8 does permit a common supply and extract systems with the provision of gas tight dampers to each isolation suite to allow cleaning & maintenance. As an alternative H14 filters could be provided on the extract but they are required to be in safe change enclosures external to the building which is not feasible. A compromise would be to provide the extract for the 11 isolation suite in 2 groups of 3 suites and 1 group of 4.	
28	**Renal Dialysis – Ventilation** Renal dialysis is taken as 10 ac/hr which is the category of a treatment room, discussion as to whether this can be reduced. Further investigation required by ZBP via the SHTM; risk assessment and other precedents to be utilised.	This has been discussed with the Board and it is likely that the definition of a 'treatment room' will be relaxed. To be developed during stage 3.	
29	**Operating Theatre**		

	Operating theatre sharing of preparation room; further comfort to be provided that pressure regimes can be maintained when one system is isolated for maintenance to mitigate shut down of both facilities.	Sufficient air will be provided from each plant to ensure that all doorways can be protected in the event of one AHU being off line.	
30	**Ventilation Plant Capacity** Plant has currently been provided with 25% margin together with the main risers, final distribution does not have this margin applied – NOTE.	Agreed	
31	**Medical Gases** **VIE Plant** VIE plant location to be finalised together with the possible provision of a temporary set. ZBP to discuss with Air Products and the Board to agree final solution that will satisfy the projected consumption. The possibility of increasing the size of the existing maternity VIE plant is also to be explored with Air Products regarding regulations.	Final location of VIE plant now shown on site services plans: ZBP-EW-XX-PL-591 series. A report has been prepared on options for the VIE plant capacities for discussion: dated September 2010.	
32	**Oxygen Ring Main** The routing of the oxygen ring main is to be agreed and finalised by all parties.	The final route of the pipework and exact connection position will be agreed during Stage 3.	
33	**Helium/Oxygen** Clarification is required from the users if Helium/Oxygen is required within the building, requested within the Employers Requirements Clause 8.2.20.6 Page 176.	Awaiting clarification from Board.	
34	**Medical Air Plant** ZBP are proposing a common air plant to provide 4 & 7 Bar service. Employers Requirements asks for a separate system for each, Board sanction required.	Awaiting clarification from Board.	
35	**Valving Arrangement at Wards** Sub zone isolating valves to be provided within the medical gas pipework located in the ceiling void to allow individual wards to be isolated off the system and maintain a downstream service.	This has been added to the MGS drawings for the departments currently designed.	
36	**Medical Gas Plant Capacity** Plant has currently been provided with 25% margin together with the main risers, final distribution does not have this margin applied – NOTE.	Agreed	
37	**Operating Theatre – Valving Arrangement** Theatres to be valved in such a way as to allow upstream and downstream services	It was agreed that no more than 4/5 theatres would be provided from each set	

	to be maintained should one of them require to be isolated.	of DIVs. Each theatre will have its own AVSU. This has been added to the MGS drawings.	
38	**BMS** **Energy Display** Clarification required as to whether energy consumption should be provided via a display panel at the nurses stations, called for within the Employers Requirements M&E 5.	Options are being consider with regards the energy display for the building and these will be resolved during Stage 3 of the project.	
39	**Existing Site** The existing hospital site controls are via a Trend system – NOTE.	Noted	
40	**Renal** Discussion took place on the plantroom provision together with delivery and tank location for the bulk acid provision, ZBP to review and agree with the Board.	Provision has been made for the storage of bulk acid for the renal department in the basement adjacent core B. The tanks fill point is to be located near the patient discharge layby.	
41	**Water Services** **Scottish Water Approval** Discussed the need for early liaison with Scottish Water suggested to ensure understanding of the interpretation of the Bylaws in relation to zonal back flow between floor levels and departments.	ZBP have started the process of discussions with Scottish Water and issued them with schematic drawings for comment. To date no response has been received but this process will continue through stage 3.	
42	**Backflow Protection** Discussed the provision of adequate backflow provision for the various categories of risk in relation to water supplies to equipment.	Comment as 41 above.	
43	**BREEAM** Discussed the provision of leak prevention measures, etc. In relation to targeted BREEAM credits.	Leak detection is proposed via the BMS. Further details are provided in the ZBP specification ZBP-XX-XX-SP-660-406.	
44	**Hot Water Circulation** Discussed proposals for method of balancing hot water return legs and requirements for appropriate control valves.	Thermostatic balancing valves will be employed so that the correct minimum temperature in the return pipework is maintained.	
45	**Cold Water Distribution Temperature** Discussed methodology for compliance with cold water temperatures, Brookfield to review.	The design of the cold water services has been carried out to ensure that high usage cold water outlets are provided at the end of runs on the distribution pipework to ensure a good turnover of water in the pipework.	
46	**Water Services Resilience**		

Brookfield

New South Glasgow Hospitals
Response to Comments on Appendix K M&E Drawing
8th November 2010 – Rev "A"

	Discussed proposed pipework strategy for ward flexibility and noted generally philosophy to supply a ward from two sources.	Agreed	
47	**Water Services Valving** Noted the requirement to be able to isolate individual rooms independently.	 Each fitting will be provided with means of isolation and larger departments will be provided with sub-valving for maintenance.	
48	**Foul Drainage** Noted that foul drainage installation will be full ventilated, no automatic air admittance valves. Discussed discharge of radioactive drainage and NHS requirement to carry this waste via separate stacks systems. ZBP to consider feasibility/benefits of earlier dilution.	 Agreed The dilution of radioactive waste will be explored further during stage 3.	
Item	**Capita Symonds comment Electrical Services 14/09/10**	**Brookfield Response**	**Further Comment**
49	**Energy Centre Drawings Series 532** Details of point of connection for existing site HV ring to be confirmed, although two number locations have been set aside for connection.	 Agreed	
50	**HV Cables and Routes Series 532** Route of HV cable at rear of laboratory block will be only 300 mm deep due to tunnel construction below. Contractor is proposing protection by means of ducting and concrete, with surface marked tiles for warnings of HV cable below. Ca52ble runs around site will be in some cases too long for straight pull as one length. This will mean joints will be required in some cases. Contractor has confirmed that cable joint locations will be identified and marked for future inspection purposes. G59 parallel operation of mains and generator has been agreed, written confirmation from Supply Authority to be confirmed.	 Agreed, design reworked to allow minimum 600mm cover under concrete yard. Agreed Yes – in principle.	
51	**Distribution Board Zoning Layouts Series 532** Some drawings appear to be missing boards or references need revised.	 Updated for final Appendix K Issue.	
52	**Security Layouts Series 571** The layout will require to be developed further once more detail of Client requirements are clarified.	 Agreed, will be subject to ongoing discussions between the design team and the Board.	

Brookfield

New South Glasgow Hospitals
Response to Comments on Appendix K M&E Drawing
8th November 2010 – Rev "A"

53	**Lighting Layouts Series 541** Details of waiting areas style of lighting require input from Client as to the type and mood of lighting to be provided. The current submission of supplier of lighting is not currently part of the approved initial tender listed suppliers. Any change to supplier proposed will require to be submitted for Client approval. Details of switching will require to be developed later.	Agreed, will be provided within stage 3. Will be addressed within M&E component list for stage 3. Lighting control described in specification: ZBP-XX-XX-SP-541-205. Lighting control matrix being developed to provide further details on switching principles for the generic rooms.	
54	**Fire Alarm Layouts Series 572** Detection in operating theatres requires to be amended to ensure individual addressable capability. At present submitted drawings have two theatres monitored by one air sampling device, single pipe device. This does not provide detail enough of which theatre is in alarm.	VESDA Units have been added as per Board Review to allow individual theatres to be monitored	
55	**External Services & Combined Services Series 591** All drawing notes do not appear on every drawing, even when notes are referred to on each drawing.	Accepted will be corrected in the next issue of drawings.	
56	**Earthing Details Series 539** Lighting protection connections not shown.	To be incorporated during the stage 3.	
57	**IT Services Series 555** Some information shown for ward layouts, but questions on the cable length exceeding 90 m to be answered.	Hub room and sub hub panels will be provided to overcome the 90m requirement.	
58	**Access Control Series 322** Details will require to be tied up with small power supplies and fire alarm links. Basement area at kitchen/bed maintenance has security public/staff access control at corridor, is this not just staff area only? Level 3 has one access door possible wrong way round for public/staff door control at Public Core A lifts.	Power supplies will be incorporated in 1:50 small power layouts. Access control queries will be incorporated during stage 3.	
Item	**Capita Symonds comment Mechanical Services 16/09/10**	**Brookfield Response**	**Further Comment**
59	**General Comments**		

	The drawings provided although not comprehensive were sufficient to provide an overview of all services and were of a high standard for the current stage of the project. The design and layout of the systems, subject to modifications discussed at our meetings and marked on the drawings, appear to conform with the requirements of NHS GG&C. The requirement to include the 25% over capacity, within major items of plant and main pipework and ductwork runs, to allow for future change of use within areas, results in over capacity that will require to be addressed during the commissioning of the systems. The coordination of all services is required to ensure adequate provision is provided for access to maintain and repair all systems and plant.	Thanks Agreed Agreed, being reviewed as part of the VE excersise. Agreed, detailed coordination will occur during stage 3.	
60	**External Mechanical Services** Drawing No 591-001,002,003,004,005,006,007,008,009,010,011,012,013 & 014 Comments:- 1. Has the location of underground services been agreed? Can more services be run under soft earth? 2. What allowance has been made for expansion? 3. Separation of cold water services and heating pipework?	Ongoing with full external coordination, maximising running in services within the soft. Expansion is taken care of within Energy centre and A&C building, along with provision of reinforced bends on pipe runs, which accommodate expansion internally to the system proposed. A&B legs provided and separated, 250mm separation between services within a leg, sufficient with pre-insulated pipe system proposed.	
61	**Fire and Water Services Routes in Basement** Drawing No 500-061 & 062 Comments:- No Comment	Noted	
62	**HWS Zones** Drawing No 502-100,101,102,103,104,105 & 106 Comments:- No Comment	Noted	
63	**Heating Zones** Drawing No 521-310,311,312,313,314,315 & 316 Comments:- No Comment	Noted	
64	**Ventilation Zones** Drawing No 524- 300,301,302,303,304,305,306 & 307 Comments:- No Comment	Noted	

Brookfield

New South Glasgow Hospitals
Response to Comments on Appendix K M&E Drawing
8th November 2010 – Rev "A"

65	**CWS Zones** Drawing No 525-320,321,322,323,324,325 & 326 Comments:- No Comment	Noted	
66	**Oil Schematic** Drawing No 513-001 Comments:- Additional meters to be added.	Will be added on at stage 3 drawing iteration.	
67	**Gas Schematic** Drawing No 513-002 Comments:- Confirm the burners on the boilers and CHP have been selected to run with a 200mb gas pressure. Will this have any implication for the onsite maintenance personnel?	Confirmed, Maintenance staff will need to be qualified and trained to the necessary standard.	
68	**Chilled Water Schematics** Drawing No 525-501,502,503,511,521,535,551,561,571,581 & 591 Comments:- Additional valves required of isolation.	Added to Final Appendix K drawings	
69	**Energy Centre Schematics** Drawing No 521-401,402,403,411,421,441,450,451,461,471,481 & 491 Comments:- 1. All isolation points on the MTHW systems require to have double shut off. 2. What strategy is being used for isolation of temp/pressure sensors and gauges? 3. Location of cross link connections on low loss header? 4. The pressurization systems are shown in duplicate with each having run/standby pumps and expansion vessels, are these required? 5. One of the pressurization units has the water tank being supplied via the system not the MWS. 6. The strategy to have 25% over capacity within the plant and mains has resulted in the boilers being sized for 125% of the design load with further backup of the CHP and absorption chillers. Is this required? Could the number of boilers and associated oil tanks etc be reduced with the over capacity being provided by the alternative systems.	Noted, to be incorporated in stage 3. The temperature & pressure gauges will be double valved. Shown on Appendix K Energy Centre layouts. Part of VE review. Drawing amended in final Appendix K format. Noted, Part of the ongoing VE review.	
70	**Ventilation Schematics** Drawing No 524-		

	701,707,714,717,801,802,803,833,834,836,861,852,874,878,901,902,903 & 907 Comments:- 1. Fire and Smoke dampers indicated on fire clad kitchen extract? 2. Fire or Smoke dampers to be included at all penetrations through fire compartments and cavity barriers, as required. 3. Additional VCD on sub circuits for initial commissioning. 4. No Ultra Violet filters are indicated for critical clinical areas, are these required? 5. Single temperature controllers for several rooms with differing temperature requirements? 6. Thermal wheels are indicated within AHU for heat recovery. This may restrict possible change of use due to cross contamination. Have plate heat exchangers been considered? This would have an effect on the energy usage as plate heat exchangers are generally less efficient than the wheels.	The fire & smoke dampers will not be required if the duct is fully fire clad. Agreed, will be fully coordinated with stage 3 design and fire strategy Agreed, comissionability will be reviewed prior to design sign off. UV filters are not required by the Board. As indicated in the in the controls specification single controls are used on some multiple rooms on the ventilation system to determine the supply air temperature but all rooms have individual heating and local cooling control were applicable. Thermal wheels are acceptable in the SHTM and are the most efficient means of heat recovery however plate heat exchangers are used in the Wards to further limit the possibility of cross infection . If a change of use is required in the future, space allowing, thermal wheels could be replace with plate heat exchangers or run around coils but they would be less efficient.	
71	**Heating & Chilled Water Plantroom Layouts** Drawing No 523- 101,102,103,104,111,112,113,114,121,122,123,124,125,126,127,128,129,130,131,132, 141,142,151,152,153,154,155,156,161,162,171,172,181,182,191 & 192 Comments :- Additional information required to adequately assess these areas.	Plantroom layouts submitted in line with requirements for this stage. Full design within stage 3.	
72	**Ventilation Plantroom Layouts** Drawing No 524- 101,102,103,104,111,112,113,121,122,123,124,125,126,127,128,129,130,131,132,141 142,151,152,153,154,155,156,161,162,171,172,181,182,191 & 192 Comments :- 1. The majority of AHU are double height. What access for maintenance has been considered? 2. Additional fire and smoke dampers to be added.	A mobile access platform/stair would need to be provided where necessary. Agreed, this would be reviewed at stage 3.	
73	**Water Services Layouts** Drawing No 500-002,004,005,007,015,016,017,023,024,025,028,029,032 & 050 Comments:- 1. Reno Plant to relocate to Plantroom 33. 2. Inconsistent valve arrangements for isolation and commissioning	Current redesign of plantroom 33 ongoing to incorporate. Will be amended for Stage 3	
74	**Heating & Chilled Water General Layouts**		

	Drawing No 523-004,005,007,015,016,017,024,028,029 & 050. Comments:- 1. Are the Radiant panels within the en-suites required? If required what is the control regime to prevent hunting with the active beams in the bedrooms? 2. Inconsistent valve arrangements for isolation and commissioning.	Required due to SHTM, although being reviewed as part of Board PMI. Control interface set at 1oC above bedroom set point, via wall mounted sensors. Agreed, commissionability will be reviewed prior to design sign off	
75	**Ventilation General Layouts** Drawing No 523-004,005,007,015,016,017,025,028,029 & 050 Comments:- 1. Additional dampers required for commissioning. 2. Fire and Smoke dampers locations to be checked against fire compartments and any cavity barriers within ceiling voids.	Agreed, commissionability will be reviewed prior to design sign off Agreed, will be fully coordinated with stage 3 design and fire strategy	
76	**Medical Gases** Drawing No 512-002,004,005,007,015,016,017,023,024,025,027,028,029,032,050,111,121,141,151&171 Comments:- 1. Medical Air at 4bar (MA4) is indicated in most wards, is this a requirement? 2. Final Location of DIVs to be agreed, should generally be at inside the entrance to wards/departments. 3. Confirm that Hardgate Road compound conforms with the planning, space and transport requirements.	The requirement for 4bar Medical Air was omitted by the Board and is not shown on the FBC drawing issue. The final locations will be co-ordinated during stage 3 and shown on the 1:50 layouts. Hardgate road compound works with current scheme, however Brookfield would like to review overall storage requirements with the Board.	
77	**Energy Centre** Drawing No 521-001,002,011,012,021,022,031 & 032 Comments:- 1. Are access platforms required for maintenance? 2. Refer to items on schematic drawings.	A variety of access platforms will be provided as necessary to perform relevant task. Incorporated on final Appendix K drawings	
78	**Dry Riser & Sprinkler** Drawing No 575-002,100,101,102,103,104,105,106,107,108,109,110,111,112 & 120 Comments:- 1. Dry Riser to be added for Energy Centre. 2. Bedrooms and En-suites to be removed from sprinkler zones, Are smoke detectors installed in En-suites, etc? 3. Gas Suppression in IT Hubs?	Two number included. Located at the east and west stair. Yes Not provided to IT Hub rooms. Within the two main ICT rooms only.	

Brookfield

New South Glasgow Hospitals
Response to Comments on Appendix K M&E Drawing
8th November 2010 – Rev "A"

	4. Sprinklers are required in all ceiling voids above 800mm.	Noted, being reviewed with a view to risk asses out of certain areas as part of the fire strategy.	
79	**Sanitation & Rainwater** Comments:- 1. Pipework specification to be confirmed. 2. Location of rainwater pipes to be checked to minimize noise breakout. 3. Contaminated waste pipe's, do these require to be separated or combined with local soil pipes to dilute concentration?	Will be addressed with the M&E component list for stage 3. Ongoing Noted, current scheme design separates.	
80			

Brookfield

"This programme is copyright and the property of Brookfield Construction (UK) Ltd and must not be used with out written approval".

New South Glasgow Hospitals Project

Stage 2 Detailed Design to Full Business Case Programme

This programme is strictly for information only, and will not form any part of any resulting Sub-Contract

Brookfield

Line	Activity	Calendar Week No Start	Date Start	Duration (Working Weeks)	Date Finish	Calendar Week No Finish
1	**STAGE 2 DETAILED DESIGN AND FULL BUSINESS CASE APPROVAL**	1	17 Dec 09	49w	15 Dec 10	52
2	Award Laboratories Contract and Appoint Preferred Bidder for Main Hospital	1	17 Dec 09		17 Dec 09	1
3	**Board Review and Sign-off Contractors Proposals as meeting Project Brief**	1	17 Dec 09		17 Dec 09	1
4	Board Sign-off 1:500's	1	17 Dec 09		17 Dec 09	1
5	**1:200 Design User Group's Adult and Children's and Sign-off**	1	17 Dec 09	20w	24 May 10	23
6	**Adult 1:200's Design User Group Meetings**	1	17 Dec 09	18w	10 May 10	21
	Inpatient Wards and Haemato-oncology					
7	Initial Drawing Production	1	17 Dec 09	1w	04 Jan 10	3
8	Issue Meeting Agenda and Drawings 1	3	05 Jan 10	0w	05 Jan 10	3
9	Board Review	3	06 Jan 10	2w	19 Jan 10	5
10	User Group Meeting 1	5	20 Jan 10	0w	20 Jan 10	5
11	Drawing Production Period	6	21 Jan 10	4w	17 Feb 10	9
12	Issue Meeting Agenda and Drawings 2	10	18 Feb 10	0w	18 Feb 10	10
13	Board Review	10	19 Feb 10	2w	04 Mar 10	12
14	User Group Meeting 2	12	08 Mar 10	0w	08 Mar 10	12
15	Drawing Production Period	12	09 Mar 10	2w	24 Mar 10	14
16	Issue Meeting Agenda and Drawings 3	15	25 Mar 10	0w	25 Mar 10	15
17	Board Review	15	26 Mar 10	2w	15 Apr 10	18
18	User Group Meeting 3 and Sign-off	19	26 Apr 10	0w	26 Apr 10	19
19	Renal Inpatients & Day Unit ad Renal Dialysis	1	18 Dec 09	14w	27 Apr 10	19
20	Pharmacy & Aseptic Suite	1	18 Dec 09	14w	27 Apr 10	19
21	Critical Care	3	04 Jan 10	14w	28 Apr 10	19
22	Radiology	3	05 Jan 10	14w	29 Apr 10	20
23	Nuclear Medicine	3	05 Jan 10	14w	29 Apr 10	20
24	Operating Theatres AODOS & Recovery	3	06 Jan 10	14w	30 Apr 10	20
25	Endoscopy	3	06 Jan 10	14w	30 Apr 10	20
26	Emergency Centre	4	07 Jan 10	14w	03 May 10	20
27	Review / Planning / Organising meeting	7	28 Jan 10	0w	16 Mar 10	13
28	Acute Assessment Unit General	4	07 Jan 10	14w	03 May 10	20
29	Acute Assessment Unit (Sp Clusters)	4	07 Jan 10	14w	04 May 10	20
30	MDU/Clinical Investigations Unit	4	08 Jan 10	14w	04 May 10	20
31	Rehabilitation Suite	4	11 Jan 10	14w	05 May 10	20
32	OPD (Generic)	4	11 Jan 10	14w	05 May 10	20
33	OPD (Specialities)	4	12 Jan 10	14w	06 May 10	21
34	Review / Planning / Organising meeting	8	04 Feb 10	0w	23 Mar 10	14
35	Admin Training H Records & Staff Facilities	4	13 Jan 10	14w	06 May 10	21
36	Main Entrance & Public Areas	4	13 Jan 10	14w	07 May 10	21
37	Decontamination Suite	5	14 Jan 10	14w	07 May 10	21
38	FM Facilities (Adult & Children's)	5	14 Jan 10	14w	10 May 10	21
39	FM Facilities (Adult & Children's)	5	15 Jan 10	14w	10 May 10	21
40	**Children's 1:200's Design User Group Meetings**	5	18 Jan 10	17w	24 May 10	23
41	Inpatient Wards and Renal Services	5	18 Jan 10	14w	11 May 10	21
42	Acute Receiving Unit	5	18 Jan 10	14w	11 May 10	21
43	Review / Planning / Organising meeting	9	11 Feb 10	0w	29 Mar 10	15
44	Cardiology & Cardio/Respiratory Investigation	5	19 Jan 10	14w	12 May 10	21
45	Critical Care (PICU)	5	19 Jan 10	14w	12 May 10	21
46	Theatres, Endoscopy & Recovery	5	20 Jan 10	14w	13 May 10	22
47	Day & 23 Hour Unit	5	20 Jan 10	14w	13 May 10	22

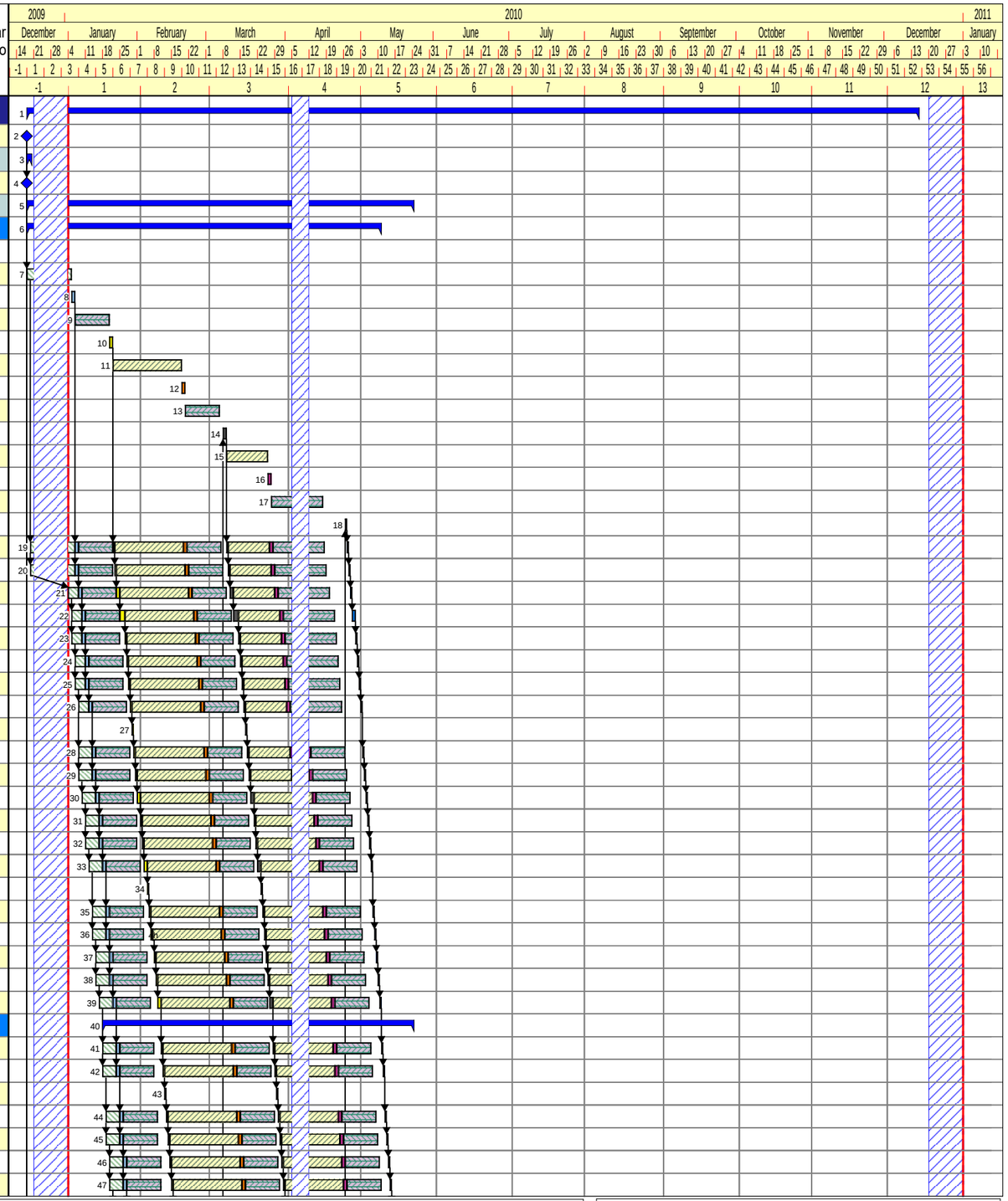

Date of Issue: 17/12/2009 Drawn By: DAB
Print Date: 17/12/2009 Page 1 of 6

Comments: Programme for Contract

Programme No.: BCL-GS2-CN01-0004
Revision: 01 Revision Date: 17/12/2009

File Path: C:\Documents and Settings\DaveBow\My Documents\Planning\NSGH\Programmes\Current\091209 NSGH Compliant Programme 01.pp

A52756968

Brookfield

"This programme is copyright and the property of Brookfield Construction (UK) Ltd and must not be used with out written approval".

New South Glasgow Hospitals Project

Stage 2 Detailed Design to Full Business Case Programme

This programme is strictly for information only, and will not form any part of any resulting Sub-Contract

Brookfield

Line	Activity	Calendar Week No Start	Date Start	Duration (Working Weeks)	Date Finish	Calendar Week No Finish
48	Bio-Engineering & Medical Services	6	21 Jan 10	14w	14 May 10	22
49	Medical Physics	6	21 Jan 10	14w	14 May 10	22
50	Radiology, CT & MRI Suite	6	22 Jan 10	14w	17 May 10	22
51	Clinical Investigations Unit/MDU	6	22 Jan 10	14w	17 May 10	22
52	Emergency Centre	6	25 Jan 10	14w	18 May 10	22
53	Observation Ward	6	25 Jan 10	14w	18 May 10	22
54	Review / Planning / Organising meeting	10	18 Feb 10	0w	13 Apr 10	17
55	OPD	6	26 Jan 10	14w	19 May 10	22
56	Schiehallion Ward	6	27 Jan 10	14w	19 May 10	22
57	Day Case Unit & Teenage Cancer Trust	6	27 Jan 10	14w	20 May 10	23
58	DCFP	7	28 Jan 10	14w	20 May 10	23
59	Rehabilitation Suite & Special Feeds	7	28 Jan 10	14w	21 May 10	23
60	Admin, Training, H Records & Staff Facilities	7	29 Jan 10	14w	21 May 10	23
61	Main Entrance & Public Areas	7	29 Jan 10	14w	24 May 10	23
62	**1:50 Sign-off Process**	1	17 Dec 09	40w	14 Oct 10	44
63	Board to issue signed-off Schedule of Accommodation (SoA) with ADB Codes applied	1	17 Dec 09		17 Dec 09	1
64	Master Codebook library of ADB codes	1	17 Dec 09	1w	06 Jan 10	3
65	Schedule fo Unions	1	17 Dec 09	1w	06 Jan 10	3
66	Standardisation document	1	17 Dec 09	1w	06 Jan 10	3
67	**Rationalise Room Types**	4	07 Jan 10	4w	03 Feb 10	7
68	NA (SA) to review SoA and prepare report of repeatable rooms	4	07 Jan 10	1w	13 Jan 10	4
69	NA (L) & Tribal propose list of standard room types submit to Board	5	14 Jan 10	2w	27 Jan 10	6
70	Meet with Board to discuss and agree Standard room types	7	28 Jan 10	1w	03 Feb 10	7
71	**Room Data Sheets (RDS) Sign-off (approx 500No)**	8	04 Feb 10	18w	18 Jun 10	27
	Batch 1 (50)					
72	Prepare RDS (50) and submit to Board for review	8	04 Feb 10	2w	15 Feb 10	9
73	Board review/comment RDS	9	16 Feb 10	1w	22 Feb 10	10
74	Amend RDS and resubmit to Board for final review	10	23 Feb 10	1w	01 Mar 10	11
75	Sign-off RDS	11	03 Mar 10		03 Mar 10	11
76	Batch 2 (50)	9	16 Feb 10	4w	15 Mar 10	13
77	Batch 3 (50)	11	26 Feb 10	4w	25 Mar 10	15
78	Batch 4 (50)	12	10 Mar 10	4w	13 Apr 10	17
79	Batch 5 (50)	14	22 Mar 10	4w	23 Apr 10	19
80	Batch 6 (50)	16	01 Apr 10	4w	05 May 10	20
81	Batch 7 (50)	18	20 Apr 10	4w	17 May 10	22
82	Batch 8 (50)	20	30 Apr 10	4w	27 May 10	24
83	Batch 9 (50)	21	12 May 10	4w	08 Jun 10	25
84	Batch 10 (50)	23	24 May 10	4w	18 Jun 10	27
85	**Generic and Standard Rooms Sign-off**	8	04 Feb 10	28w	27 Aug 10	37
86	**Generic Rooms**	8	04 Feb 10	3w	25 Feb 10	11
87	Review generic fully loaded rooms (74 No) submitted with bid with Board	8	04 Feb 10	3w	24 Feb 10	10
88	Board sign-off generic rooms	11	25 Feb 10		25 Feb 10	11
89	**Standard Room Types (SRT)**	11	03 Mar 10	24w	27 Aug 10	37
	Agree Standard Room Types Batch 1 (50)					
90	Prepare Standard Room Types (50) and submit to Board for review/comment	11	03 Mar 10	2w	17 Mar 10	13
91	Board review / comment period Round 1	14	18 Mar 10	2w	29 Mar 10	15
92	Amend and re-submit Standard Room Types to Board for review / comment	15	30 Mar 10	1w	13 Apr 10	17
93	Board review / comment period Round 2	17	14 Apr 10	1w	20 Apr 10	18



Date of Issue: 17/12/2009 Drawn By: DAB
Print Date: 17/12/2009 Page 2 of 6

Comments: Programme for Contract

Programme No.: BCL-GS2-CN01-0004
Revision: 01 Revision Date: 17/12/2009

File Path: C:\Documents and Settings\DaveBow\My Documents\Planning\NSGH\Programmes\Current\091209 NSGH Compliant Programme 01.pp

A52756968

Brookfield

"This programme is copyright and the property of Brookfield Construction (UK) Ltd and must not be used with out written approval".

New South Glasgow Hospitals Project

Stage 2 Detailed Design to Full Business Case Programme

This programme is strictly for information only, and will not form any part of any resulting Sub-Contract

Brookfield

Line	Activity	Calendar Week No Start	Date Start	Duration (Working Weeks)	Date Finish	Calendar Week No Finish
94	Amend and re-submit Standard Room Types to Board for sign-off	18	21 Apr 10	1w	26 Apr 10	19
95	Sign-off Standard Room Types	19	27 Apr 10		27 Apr 10	19
96	Agree Standard Room Types Batch 2 (50)	14	18 Mar 10	7w	12 May 10	21
97	Agree Standard Room Types Batch 3 (50)	16	02 Apr 10	7w	27 May 10	24
98	Agree Standard Room Types Batch 4 (50)	19	26 Apr 10	7w	11 Jun 10	26
99	Agree Standard Room Types Batch 5 (50)	21	11 May 10	7w	28 Jun 10	28
100	Agree Standard Room Types Batch 6 (50)	23	26 May 10	7w	13 Jul 10	30
101	Agree Standard Room Types Batch 7 (50)	26	10 Jun 10	7w	28 Jul 10	32
102	Agree Standard Room Types Batch 8 (50)	28	25 Jun 10	7w	12 Aug 10	35
103	Agree Standard Room Types Batch 9 (26)	30	12 Jul 10	7w	27 Aug 10	37
104	**1:50 Detailed Design Departmental Layouts Sign-off**	18	15 Apr 10	26w	14 Oct 10	44
105	**Adult 1:50's Detailed Design Departmental Layouts User Groups & Sign-off**	18	15 Apr 10	24w	01 Oct 10	42
106	Issue 6 week Notice of 1:50 User Group Meetings	18	15 Apr 10		15 Apr 10	18
	Inpatient Wards and Haemato-oncology					
107	Initial Drawing Production	24	27 May 10	1w	04 Jun 10	25
108	Issue Meeting Agenda and Drawings 1	25	07 Jun 10	0w	07 Jun 10	25
109	Board Review	25	08 Jun 10	2w	21 Jun 10	27
110	User Group Meeting 1	27	22 Jun 10	0w	22 Jun 10	27
111	Drawing Production Period	27	23 Jun 10	5w	27 Jul 10	32
112	Issue Meeting Agenda and Drawings 2	32	28 Jul 10	0w	28 Jul 10	32
113	Board Review	33	29 Jul 10	1w	04 Aug 10	33
114	User Group Meeting 2	34	06 Aug 10	0w	06 Aug 10	34
115	Drawing Production Period	34	09 Aug 10	2w	24 Aug 10	36
116	Issue Meeting Agenda and Drawings 3	36	25 Aug 10	0w	25 Aug 10	36
117	Board Review	37	26 Aug 10	2w	08 Sep 10	38
118	User Group Meeting 3 and Sign-off	40	17 Sep 10	0w	17 Sep 10	40
119	Renal Inpatients & Day Unit ad Renal Dialysis	24	28 May 10	15w	17 Sep 10	40
120	Pharmacy & Aseptic Suite	24	28 May 10	15w	20 Sep 10	40
121	Critical Care	24	31 May 10	15w	20 Sep 10	40
122	Radiology	24	01 Jun 10	15w	21 Sep 10	40
123	Nuclear Medicine	24	01 Jun 10	15w	22 Sep 10	40
124	Operating Theatres AODOS & Recovery	24	02 Jun 10	15w	22 Sep 10	40
125	Endoscopy	24	02 Jun 10	15w	23 Sep 10	41
126	Emergency Centre	25	03 Jun 10	15w	23 Sep 10	41
127	Review / Planning / Organising meeting	28	30 Jun 10	0w	16 Aug 10	35
128	Acute Assessment Unit General	25	03 Jun 10	15w	24 Sep 10	41
129	Acute Assessment Unit (Sp Clusters)	25	03 Jun 10	15w	24 Sep 10	41
130	MDU/Clinical Investigations Unit	25	04 Jun 10	15w	27 Sep 10	41
131	Rehabilitation Suite	25	07 Jun 10	15w	27 Sep 10	41
132	OPD (Generic)	25	07 Jun 10	15w	28 Sep 10	41
133	OPD (Specialities)	25	08 Jun 10	15w	28 Sep 10	41
134	Review / Planning / Organising meeting	29	07 Jul 10	0w	23 Aug 10	36
135	Admin Training H Records & Staff Facilities	25	09 Jun 10	15w	29 Sep 10	41
136	Main Entrance & Public Areas	25	09 Jun 10	15w	29 Sep 10	41
137	Decontamination Suite	26	10 Jun 10	15w	30 Sep 10	42
138	FM Facilities (Adult & Children's)	26	10 Jun 10	15w	30 Sep 10	42
139	FM Facilities (Adult & Children's)	26	11 Jun 10	15w	01 Oct 10	42
140	**Children's 1:50's Detailed Design Departmental Layouts User Groups & Sign-off**	26	14 Jun 10	18w	14 Oct 10	44



Date of Issue: 17/12/2009 Drawn By: DAB
Print Date: 17/12/2009 Page 3 of 6

Comments: Programme for Contract

Programme No.: BCL-GS2-CN01-0004
Revision: 01 Revision Date: 17/12/2009

File Path: C:\Documents and Settings\DaveBow\My Documents\Planning\NSGH\Programmes\Current\091209 NSGH Compliant Programme 01.pp

A52756968

Brookfield

"This programme is copyright and the property of Brookfield Construction (UK) Ltd and must not be used with out written approval".

New South Glasgow Hospitals Project

Stage 2 Detailed Design to Full Business Case Programme

This programme is strictly for information only, and will not form any part of any resulting Sub-Contract

Brookfield

Line	Activity	Calendar Week No Start	Date Start	Duration (Working Weeks)	Date Finish	Calendar Week No Finish
141	Inpatient Wards and Renal Services	26	14 Jun 10	15w	01 Oct 10	42
142	Acute Receiving Unit	26	14 Jun 10	15w	04 Oct 10	42
143	Review / Planning / Organising meeting	30	14 Jul 10	0w	27 Aug 10	37
144	Cardiology & Cardio/Respiratory Investigation	26	15 Jun 10	15w	04 Oct 10	42
145	Critical Care (PICU)	26	15 Jun 10	15w	05 Oct 10	42
146	Theatres, Endoscopy & Recovery	26	16 Jun 10	15w	05 Oct 10	42
147	Day & 23 Hour Unit	26	16 Jun 10	15w	06 Oct 10	42
148	Bio-Engineering & Medical Services	27	17 Jun 10	15w	06 Oct 10	42
149	Medical Physics	27	17 Jun 10	15w	07 Oct 10	43
150	Radiology, CT & MRI Suite	27	18 Jun 10	15w	07 Oct 10	43
151	Clinical Investigations Unit/MDU	27	18 Jun 10	15w	08 Oct 10	43
152	Emergency Centre	27	21 Jun 10	15w	08 Oct 10	43
153	Observation Ward	27	21 Jun 10	15w	11 Oct 10	43
154	Review / Planning / Organising meeting	31	21 Jul 10	0w	03 Sep 10	38
155	OPD	27	22 Jun 10	15w	11 Oct 10	43
156	Schiehallion Ward	27	23 Jun 10	15w	12 Oct 10	43
157	Day Case Unit & Teenage Cancer Trust	27	23 Jun 10	15w	12 Oct 10	43
158	DCFP	28	24 Jun 10	15w	13 Oct 10	43
159	Rehabilitation Suite & Special Feeds	28	24 Jun 10	15w	13 Oct 10	43
160	Admin, Training, H Records & Staff Facilities	28	25 Jun 10	15w	14 Oct 10	44
161	Main Entrance & Public Areas	28	25 Jun 10	15w	14 Oct 10	44
162	**Planning Approval Process (Reserved Matters)**	5	19 Jan 10	36w	06 Oct 10	42
163	**Formal Dialogue Presentation Meetings with GCC Planning Committe**	5	19 Jan 10	22w	30 Jun 10	28
164	Initial Meeting with Glasgow City Council Planning Dept	5	19 Jan 10		19 Jan 10	5
165	Glasgow City Council Planning Meetings	9	16 Feb 10	2w	30 Jun 10	28
166	**Reserved Matters**	19	28 Apr 10	23w	06 Oct 10	42
167	Reserved Matters Approval 1	19	28 Apr 10	14w	04 Aug 10	33
168	Reserved Matters Approval 2	21	12 May 10	14w	18 Aug 10	35
169	Reserved Matters Approval 3	24	28 May 10	14w	03 Sep 10	38
170	Reserved Matters Approval 4	26	11 Jun 10	14w	17 Sep 10	40
171	Reserved Matters Approval 5	28	30 Jun 10	14w	06 Oct 10	42
172	Formal Planning Consent Granted	42	06 Oct 10		06 Oct 10	42
173	**Presentations and Roadshows**	42	06 Oct 10	4w	01 Nov 10	46
174	Presentations & Roadshows 1st round 2 day event	42	06 Oct 10	1w	12 Oct 10	43
175	Presentations & Roadshows 2nd round 2 day event	45	26 Oct 10	1w	01 Nov 10	46
176	Prepare and submit Building Warrant application (initial submission)	42	06 Oct 10	8w	01 Dec 10	50
177	Prepare and submit Section 75 application	42	06 Oct 10	10w	15 Dec 10	52
178	**Surveys and Tests**	1	17 Dec 09	18w	12 May 10	21
179	Ground investigation lab tests and reports	1	17 Dec 09	10w	10 Mar 10	12
180	Hyrdrological survey	1	17 Dec 09	5w	01 Feb 10	7
181	Watercourse condition survey	1	17 Dec 09	5w	01 Feb 10	7
182	Survey existing services infrastructure & diversion routes	1	17 Dec 09	5w	01 Feb 10	7
183	Survey existing drains	1	17 Dec 09	5w	01 Feb 10	7
184	Topographical survey	1	17 Dec 09	5w	01 Feb 10	7
185	Tree survey and report	4	07 Jan 10	4w	01 Feb 10	7
186	Asbestos survey	6	21 Jan 10	8w	17 Mar 10	13
187	Existing condition survey and dilapidation report	13	11 Mar 10	8w	12 May 10	21
188	Existing background noise survey	13	11 Mar 10	4w	14 Apr 10	17



Date of Issue: 17/12/2009 Drawn By: DAB
Print Date: 17/12/2009 Page 4 of 6

Comments: Programme for Contract

Programme No.: BCL-GS2-CN01-0004
Revision: 01 Revision Date: 17/12/2009

File Path: C:\Documents and Settings\DaveBow\My Documents\Planning\NSGH\Programmes\Current\091209 NSGH Compliant Programme 01.pp

A52756968

Brookfield

"This programme is copyright and the property of Brookfield Construction (UK) Ltd and must not be used with out written approval".

New South Glasgow Hospitals Project

Stage 2 Detailed Design to Full Business Case Programme

This programme is strictly for information only, and will not form any part of any resulting Sub-Contract

Brookfield

Line	Activity	Calendar Week No Start	Date Start	Duration (Working Weeks)	Date Finish	Calendar Week No Finish
189	**Medical Equipment Programme**	1	17 Dec 09	41w	20 Oct 10	44
190	**Group 2 and 3 Equipment**	1	17 Dec 09	41w	20 Oct 10	44
191	Board issue list of Group 2 and 3 equipment (from ADB Codes)	1	17 Dec 09	1w	06 Jan 10	3
192	Schedule transferred equipment	38	02 Sep 10	1w	08 Sep 10	38
193	Agree access programme for Board installed equipment and fit out	39	09 Sep 10	4w	06 Oct 10	42
194	Develop equipment transfer programme	43	07 Oct 10	2w	20 Oct 10	44
195	**Group 1 Equipment**	1	17 Dec 09	32w	19 Aug 10	36
196	Review Codebook equipment descriptions	1	17 Dec 09	8w	24 Feb 10	10
197	Produce generic specification for equipment	5	14 Jan 10	12w	14 Apr 10	17
198	Clinical approval of generic specification	7	28 Jan 10	12w	28 Apr 10	19
199	Board complete Clinical approval of generic specifications	9	11 Feb 10	12w	12 May 10	21
200	Update Equipment lists & specs during 1:50 process	11	25 Feb 10	12w	26 May 10	23
201	Obtain budget quotations	24	27 May 10	4w	23 Jun 10	27
202	Obtain service connections & structural requirements	28	24 Jun 10	2w	07 Jul 10	29
203	Produce performance specifications	28	24 Jun 10	6w	04 Aug 10	33
204	Clinical approval of performance specifications	30	08 Jul 10	6w	18 Aug 10	35
205	Board complete Clinical approval of performance specifications	36	19 Aug 10		19 Aug 10	36
206	**All Equipment**	36	19 Aug 10	3w	08 Sep 10	38
207	Ratify full equipement list	36	19 Aug 10	3w	08 Sep 10	38
208	**Design Development Programme Documents as per Appendix K**	9	16 Feb 10	34w	14 Oct 10	44
209	Contractors Proposal report demonstrating compliance	42	01 Oct 10		01 Oct 10	42
210	**Architectural**	34	05 Aug 10	10w	13 Oct 10	43
211	**Drawings**	42	06 Oct 10		06 Oct 10	42
212	Location plan 1:1250	42	06 Oct 10		06 Oct 10	42
213	Existing site plan 1:500	42	06 Oct 10		06 Oct 10	42
214	Proposed site plan 1:500	42	06 Oct 10		06 Oct 10	42
215	Setting out plan 1:500	42	06 Oct 10		06 Oct 10	42
216	General arrangement floor and roof plans 1:100 / 1:50	42	06 Oct 10		06 Oct 10	42
217	General arrangement elevations 1:100 / 1:50	42	06 Oct 10		06 Oct 10	42
218	General arrangment sections 1:100 / 1:50	42	06 Oct 10		06 Oct 10	42
219	Key elevations for special areas 1:50 (see user group process above)	42	06 Oct 10		06 Oct 10	42
220	Fire drawings 1:50 (see user group process above)	42	06 Oct 10		06 Oct 10	42
221	Internal departmental layout plans 1:50 (see user group process above)	42	06 Oct 10		06 Oct 10	42
222	Fully loaded 1:50 room layouts and RDS (see user group process above)	42	06 Oct 10		06 Oct 10	42
223	**NBS Specification**	34	05 Aug 10	2w	18 Aug 10	35
224	**Product Information**	43	13 Oct 10		13 Oct 10	43
225	**M&E Services Systems**	9	16 Feb 10	34w	14 Oct 10	44
226	**General Documents**	9	16 Feb 10	34w	14 Oct 10	44
227	Input for Detailed Planning and Building Regulation Compliance	9	16 Feb 10	7w	12 Apr 10	17
228	Full dynamic modelling of building environment	44	14 Oct 10		14 Oct 10	44
229	Condensation analysis	44	14 Oct 10		14 Oct 10	44
230	CLG Approved National Calculation Methodology Tool Compliance report	44	14 Oct 10		14 Oct 10	44
231	Design calculations	40	20 Sep 10		20 Sep 10	40
232	Acoustic report	40	20 Sep 10		20 Sep 10	40
233	Environmental proving proposals of all systems	40	20 Sep 10		20 Sep 10	40
234	CDM Risk assessment and detailed design statement	40	20 Sep 10		20 Sep 10	40
235	Fully integrated asset management system	42	06 Oct 10		06 Oct 10	42
236	Commissioning settings incl microbiological testing proposals.	40	20 Sep 10		20 Sep 10	40

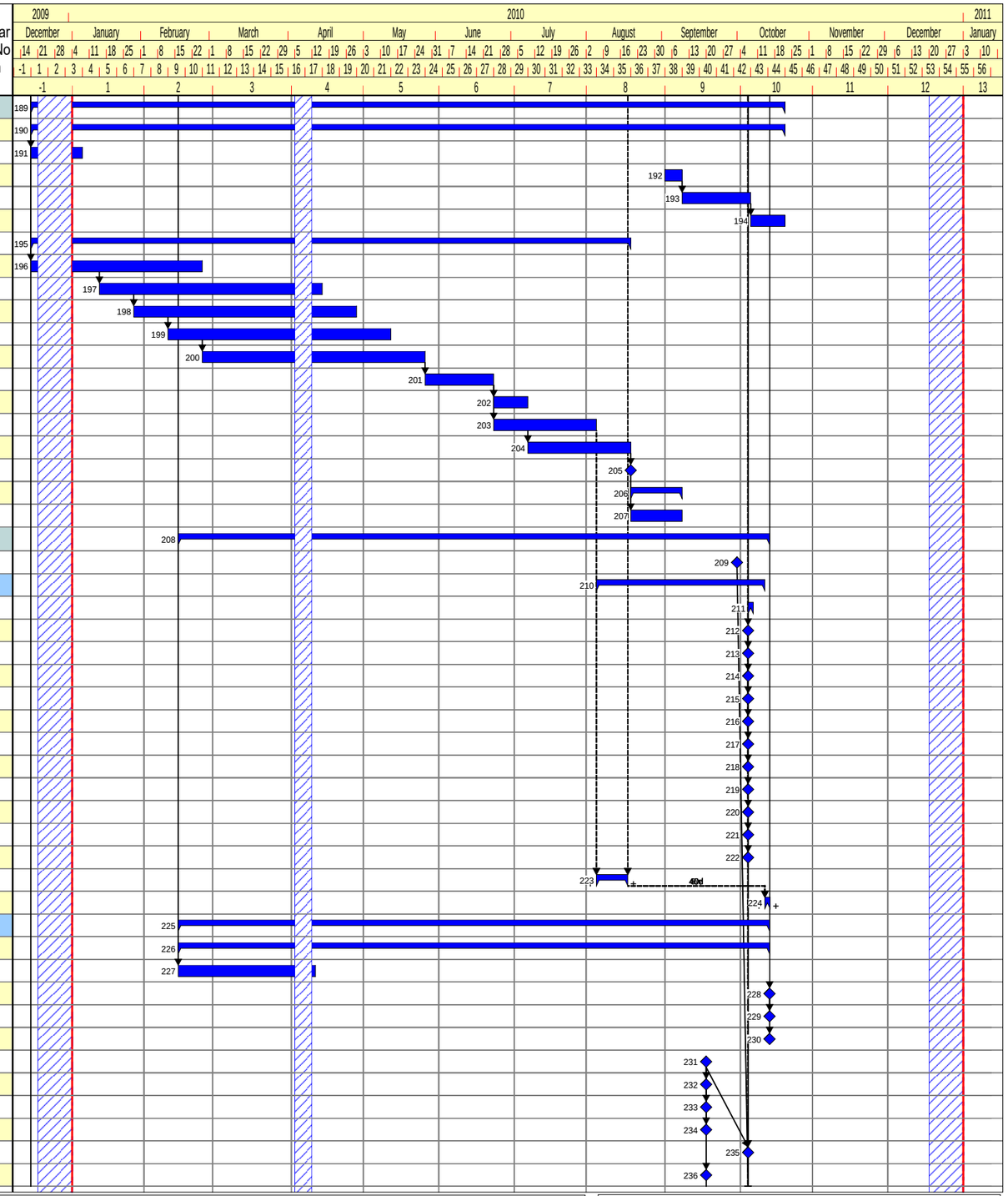

Date of Issue: 17/12/2009 Drawn By: DAB
Print Date: 17/12/2009 Page 5 of 6

Comments: Programme for Contract

Programme No.: BCL-GS2-CN01-0004
Revision: 01 Revision Date: 17/12/2009

File Path: C:\Documents and Settings\DaveBow\My Documents\Planning\NSGH\Programmes\Current\091209 NSGH Compliant Programme 01.pp

A52756968

Brookfield

"This programme is copyright and the property of Brookfield Construction (UK) Ltd and must not be used with out written approval".

New South Glasgow Hospitals Project

Stage 2 Detailed Design to Full Business Case Programme

This programme is strictly for information only, and will not form any part of any resulting Sub-Contract

Brookfield

Line	Activity	Calendar Week No Start	Date Start	Duration (Working Weeks)	Date Finish	Calendar Week No Finish
237	Compliance with ER's report	42	06 Oct 10		06 Oct 10	42
238	**Schematics Drawings**	42	06 Oct 10		06 Oct 10	42
239	**Detailed Drawings**	42	06 Oct 10		06 Oct 10	42
240	Detailed Plant schedules	42	06 Oct 10		06 Oct 10	42
241	Construction drawings 1:100	42	06 Oct 10		06 Oct 10	42
242	Switchrooms and plantrooms equipment layout, cabling and containment drawings 1:200	42	06 Oct 10		06 Oct 10	42
243	Systems and circuit wiring diagrams (A1)	42	06 Oct 10		06 Oct 10	42
244	Coordinated sections 1:50	42	06 Oct 10		06 Oct 10	42
245	Coordinated drawings	42	06 Oct 10		06 Oct 10	42
246	**Specifications**	42	06 Oct 10		06 Oct 10	42
247	**Component Product & Manufacturer Schedule**	40	20 Sep 10		20 Sep 10	40
248	Boilers	40	20 Sep 10		20 Sep 10	40
249	Calorifiers	40	20 Sep 10		20 Sep 10	40
250	Pumps	40	20 Sep 10		20 Sep 10	40
251	Switchgear	40	20 Sep 10		20 Sep 10	40
252	AHU's	40	20 Sep 10		20 Sep 10	40
253	Fans	40	20 Sep 10		20 Sep 10	40
254	CHP systems	40	20 Sep 10		20 Sep 10	40
255	Generators	40	20 Sep 10		20 Sep 10	40
256	Chillers	40	20 Sep 10		20 Sep 10	40
257	Light fittings	40	20 Sep 10		20 Sep 10	40
258	**Lift Installation**	42	06 Oct 10		06 Oct 10	42
259	**Civils and Structural**	40	20 Sep 10	2w	06 Oct 10	42
260	**General External Infrastructure Works**	42	06 Oct 10		06 Oct 10	42
261	**Roads**	42	06 Oct 10		06 Oct 10	42
262	**Documents**	42	06 Oct 10		06 Oct 10	42
263	**Drawings**	42	06 Oct 10		06 Oct 10	42
264	**1:500**	42	06 Oct 10		06 Oct 10	42
265	**Typical Sections (to appropriate scale)**	42	06 Oct 10		06 Oct 10	42
266	**Drainage**	42	06 Oct 10		06 Oct 10	42
267	**Documents**	42	06 Oct 10		06 Oct 10	42
268	**SEPA approval**	42	06 Oct 10		06 Oct 10	42
269	**Scottish Water approval /support of the following:**	42	06 Oct 10		06 Oct 10	42
270	**Glasgow City Council approval /support of the following:**	42	06 Oct 10		06 Oct 10	42
271	**Drawings**	42	06 Oct 10		06 Oct 10	42
272	Traffic Management Strategy Written statement on maintaining access	42	06 Oct 10		06 Oct 10	42
273	**Acute Adults & Children's Hospital Car Parks, Laboratory and Energy Centre**	40	20 Sep 10	2w	06 Oct 10	42
274	Design Philosophy statement	42	06 Oct 10		06 Oct 10	42
275	Drawings Stage E tender status (minimum)	42	06 Oct 10		06 Oct 10	42
276	**Specifications**	40	20 Sep 10		20 Sep 10	40
277	**Full Business Case (FBC) Approval Process**	1	17 Dec 09	43w	08 Nov 10	47
278	Board Prepare the Full Business Case	1	17 Dec 09	40w	15 Oct 10	44
279	Board FBC Approval	44	18 Oct 10	2w	29 Oct 10	46
280	OGC Gateway 3 Review Point - (Investment Decision)	46	01 Nov 10	1w	05 Nov 10	47
281	FBC Approval	47	08 Nov 10		08 Nov 10	47
282	Contract Award	47	08 Nov 10		08 Nov 10	47
283	**Programmes**	51	08 Dec 10		08 Dec 10	51
284	Issue detailed civil, structural and M&E programmes within one month of contract execution	51	08 Dec 10		08 Dec 10	51

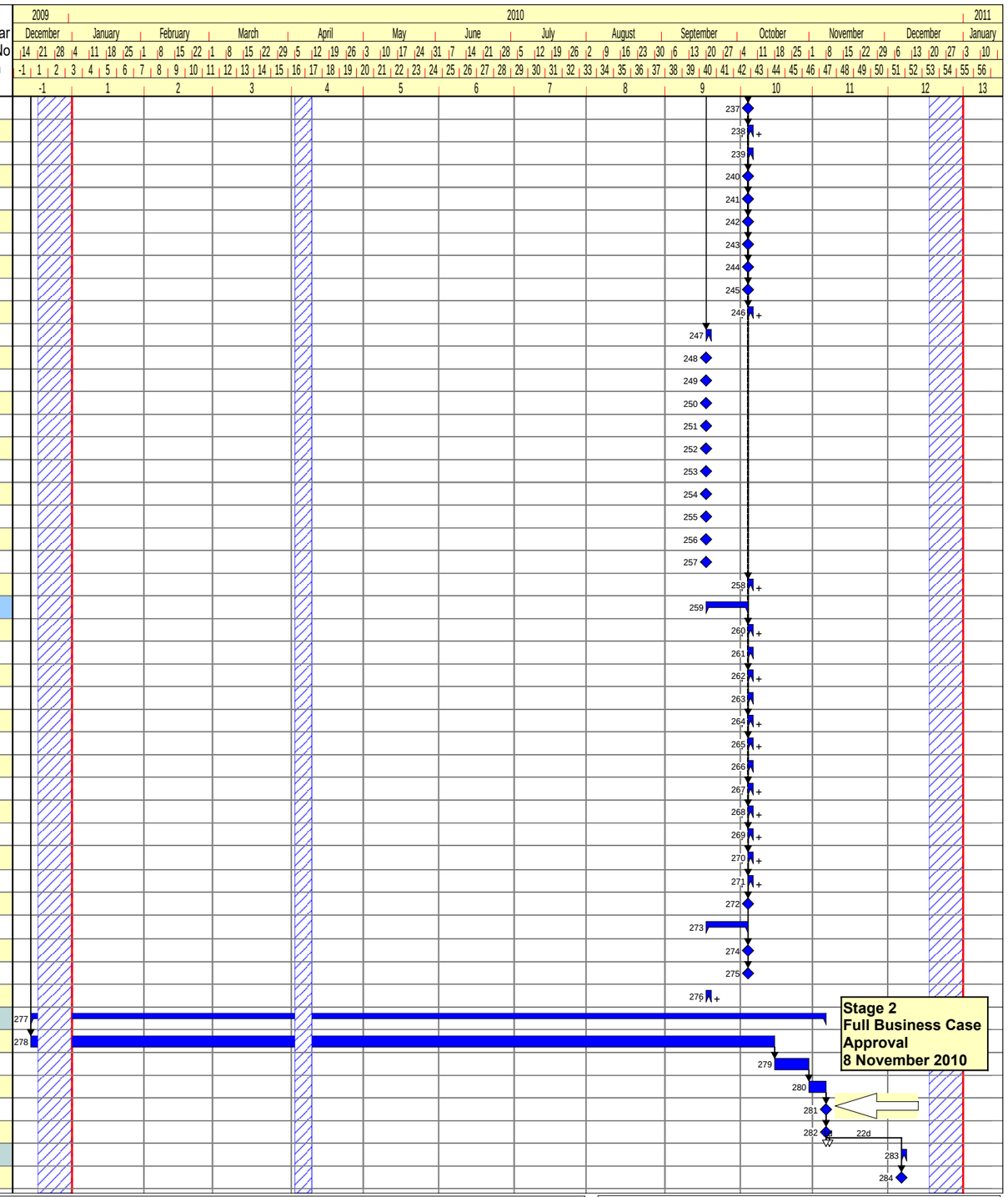

Date of Issue: 17/12/2009 Drawn By: DAB
Print Date: 17/12/2009 Page 6 of 6

Comments: Programme for Contract

Programme No.: BCL-GS2-CN01-0004
Revision: 01 Revision Date: 17/12/2009

File Path: C:\Documents and Settings\DaveBow\My Documents\Planning\NSGH\Programmes\Current\091209 NSGH Compliant Programme 01.pp

A52756968

SUBJECT TO APPROVAL OF SAMPLES.

NSGH Project
(Full Business Case) FBC APPENDIX K

	BROOKFIELD	NSGH BOARD
Name:	[redacted]	
Date:	28/04/11	11.11.10
Sign:	[redacted]	
Status: (A or B)	A	B

NHS Greater Glasgow and Clyde

NEW SOUTH GLASGOW HOSPITALS

ADULT & CHILDREN'S HOSPITAL

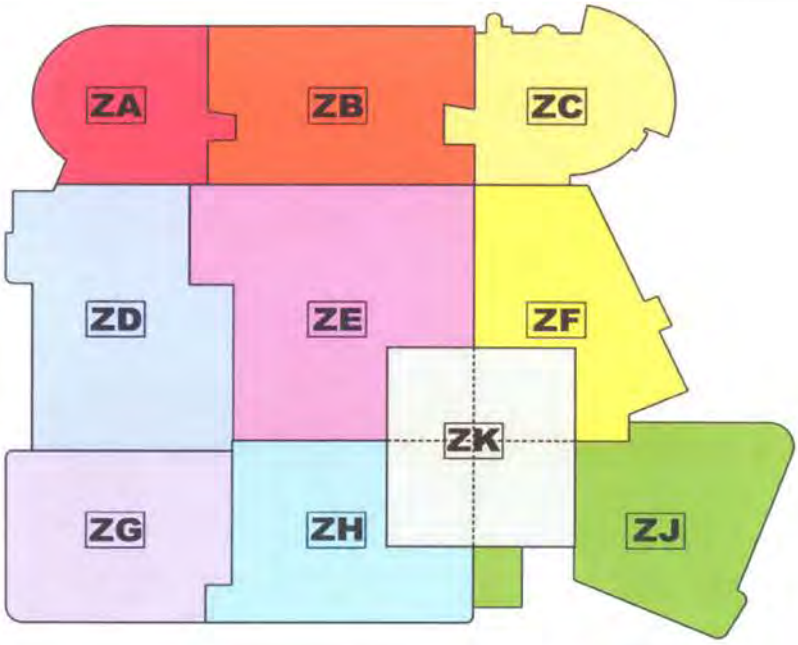

NIGHTINGALE associates

Document Name

NBS SPECIFICATION - Sanitary appliances and fittings

Status
DESIGN DEVELOPMENT

Prepared by	S.Yasar	19/10/2010	
Checked by	J.Truscott	DATE OF 1ST ISSUE	REVISION DATE

Document Number	Revision
NA-SP-N13	0

340 WASH BASINS - WALL HUNG

- Manufacturer: Armitage Shanks or equal approved.
  - Product reference: S2295 (LB-H/M) Contour washbasin.
- Size: 500 x 400 mm.
- Material: vitreous china.
- Tap/ Chainstay/ Overflow holes: no tapholes, no overflow, no chainstay hole. .
- Water supply fittings: S8210 (TBH2) Markwik ½" wall mounted mixer with 125 mm projection single flow swivel nozzle, anti splash outlet, 150 mm levers, concealed inlets.
  - Water supply temperature (maximum): 43°C.
  - Flow rate (maximum): 6 L/ min. at 3 bar.
  - Manufacturer: Armitage Shanks or equal approved.
    Product reference: S8210 (TBH2) Markwik ½" or equal approved.
  - Operation: Proximity sensor.
- Wastes: Plastic waste grating, chain, plug and screw stay.
  - Standards: To BS EN 274-1, -2 and -3.
  - Manufacturer: Armitage Shanks or equal approved.
    Product reference: S8745 Plastic waste grating,.
  - Size: DN 40.
  - Material: Plastics, self colour.
  - Tail: Slotted.
- Traps: Bottle.
  - Standards: To BS EN 274-1, -2 and -3.
  - Manufacturer: Armitage Shanks or equal approved.
    Product reference: S8910 1¼" Bottle trap, self colour plastics, multi-purpose outlet.
  - Size: 75 mm seal.
  - Material: self colour plastics.
  - Depth of seal (minimum): 75 mm.
- Accessories: Concealed support frame.

WALLACE WHITTLE

NHS CREATER GLASGOW AND CLYDE – NGSH

COMMENTS ON WORKSHOP REVIEWS OF M&E DRAWINGS PRESENTED BY BROOKFIELD AUGUST/SEPTEMBER 2010

Introduction

A number of drawings were presented over several days. The reviews were high level and of a strategic nature with detailed discussions on specific elements arising. It was noted that the drawings would be developed to a more detailed level for further review.

The following details provide a summary of the comments noted during the reviews. Additional comments were also made by Capita and NHS but are not recorded here in.

General Comments Arising

Maintenance

Fully detailed report to be provided identifying full compliance with ER's and SHTM's. Sample method statements to be prepared.

Plant Replacement

Strategy and methodology to be written up by ZBP.

General Comments Arising – Electrical Services

Medium Voltage Systems

The site MV network is being developed, there are several changes to the bid proposals and it would appear that the scheme will not be strictly in accordance with generic schematics within SHTM 06-01 with open rings.

A typical sub-station layout was tabled comprising transformer room 1, transformer room 2 ring main unit room 1, ring main unit room 2, and a combined low voltage room. It was noted that ZBP would review the space allocation to ensure optimum heat rejection from the transformers.

Midel ONAN transformers proposed for roof mounted units, cast resin proposed for internal, industry problems of cast resin unit sourcing was discussed and full procurement details to be provided in due course.

MV cable joints were discussed and it was agreed that if these were necessary they would be located within the soft landscaped areas with appropriate labelling and protection.

WALLACE WHITTLE

Brookfield advised that Scottish Power work is progressing on target. Discussion required outwith this forum on possible wayleave requirements for retained estate cables prior to road realignment.

ZBP advised that no remote control station facility proposed for individual MV breakers however hierarchical control is available via the ENMS head end.

Post Workshop Comment

Subsequent to the workshops an amended copy of the Generator Load Control proposals has been provided, this was discussed with ZBP and Brookfield at site on 16 September 2010.

The proposal starts all generators on a common bus rather than twin busses, this will effect the load availability at 15 seconds.

ZBP are progressing load matrices which shall be issued in due course, however we suggest that a meeting is arranged with the NHS FM representative to discuss the proposal at an early date.

Low Voltage Systems

The low voltage network is being developed for the full system with particular emphasis on the 11 departments. Dual routing is being incorporated however this is not being fully met where excessive lengths would be required.

The low voltage load control for generator start up is being developed with fail safe devices. It was noted that automatic failure recovery scenarios would be integrated in the control system, however overall manual control would be available for proficient staff to operate.

Earthing

Earthing schematic indicates multiple neutral earthing on each system, this is to be remedied and a common solution agreed and implemented throughout.

Energy Centre

The energy centre is being developed in line with the bid proposals, the plant replacement procedures were discussed and it was agreed that these require to be developed with "Plant Move" specialists.

The Fuel tank supply and fill locations to be reviewed to minimise traffic impact.

General Plant replacement strategy to be fully developed.

Step over bunds requested at doors for wet to dry plant rooms.

WALLACE WHITTLE

CHP

3 No. 1MWe units proposed.
WW requested that input sound attenuators were reviewed, ZBP advised that sound attenuation for the CHP units would be a combination of local canopy and air inlet and outlet attenuators.

HMcD requested details of proposed Biogas connections.

Lighting

The lighting scheme is being developed by Mercury Engineering (ME) in line with the bid proposals.

The NHS bid comments require to be reviewed e.g. lighting levels at staff bases and non standard corridor areas which do not appear to have been developed.

Lighting in corridors does not appear to be uniform.

The quantity of ceiling mounted luminaires in bedrooms to supplement the main bed head combination light was discussed and ME advised that each room type would be evaluated separately.

LED luminaires proposed for staff bases, touch down areas, receptions, x-ray and scanner rooms only.

Lighting Control

The lighting control is to be developed.

Wiring

A prefabricated wiring system is being proposed for parts of the wiring general circuits and shall be in steel conduit, it was noted that all connectors for the prefabricated system should be robust and tested in use.

Theatre lighting

Theatre lighting units to be detailed and emergency power system information provided

Fire Alarms

The fire alarm system is being developed in line with the bid proposals with several modular panels proposed rather than less large capacity units.

Alarm annunciation is being detailed and the position of "clear text displays" is being progressed during the user group discussions.

WALLACE WHITTLE

Zone Distribution

The zone distribution is being developed in line with the bid proposals, however some zones incorporate multiple departments'. Actual boundaries to be developed and agreed during the next stage.

Containment

The containment is being developed in line with the bid proposals.

ICT Cabling

The ICT cabling does not comply with the Employers Requirements in that sufficient Comms rooms have not been provided to ensure compliance with the 90m horizontal cabling. This was evident in the core area and outreach areas in the bedroom block.

The Main Comms rooms are not sized as per the Employers Requirements.

The Sub-Main Comms rooms are not sized as per the Employers Requirements.

General Comments Arising – Mechanical Systems

Mains Distribution

Manufacturers guarantee conditions to be provided for underground heating and cooling mains along with examples of similar installations and compliance statements areas referenced to regulations and SHTM's.

Supplies to Retained Estate

Details of building and spatial provisions to allow future entrance and exit of necessary services to be provided.

Spare Capacity

Confirmation of allowances on all systems e.g. Air Handling Units, vertical rising services, etc. to be provided.

Gas Supply

Full details of provision and details of necessary gas pressure reducing equipment and system resilience, risk analysis and methodology to be provided.

Chillers

Confirmation of model types required as suggestion was not providing high COP units previously indicated. Justification for same required together with impact on energy.

WALLACE WHITTLE

Expansion

Details of proposals to accommodate pipework expansion on internal and external mains to be provided.

Ward Heating/Cooling

Review provision of double panels in ward and en-suite as appears possible over complication.

Overdoor Heaters

Review current electrical unit provision as appears non energy efficient solution at present.

Isolation Suite - Control

Review of Isolation Suite's controls on how to run plant when the rooms are empty regarding energy savings and positive/negative pressure to adjacent areas. Final solution to be investigated and agreed with users. Solution to be in compliance with SHPN Note 4 & SHTM's.

Isolation Suite – Ventilation

Isolation Suite extracts are gathered together within a common plenum within a plantroom and mixed with fresh air then extracted via another set of fans for discharge at high level.
This is non standard and Board review required prior to proceeding with this philosophy.
May provide problems; if one system is to be fully sanitised, all rooms would have to be closed down when common plenum is to be cleaned.

Renal Dialysis – Ventilation

Renal dialysis is taken as 10ac/hr which is in the category of a treatment room, discussion as to whether this can be reduced. Further investigation required by ZBP via the SHTM; risk assessment and other precedents to be utilised.

Operating Theatre

Operating Theatre sharing of preparation room; further comfort to be provided that pressure regimes can be maintained when one system is isolated for maintenance to mitigate shut down of both facilities.

Ventilation Plant Capacity

Plant has currently been provided with 25% margin together with the main risers, final distribution does not have this margin applied – NOTE.

WALLACE WHITTLE

Medical Gases

VIE Plant

VIE plant location to be finalised together with the possible provision of a temporary set. ZBP to discuss with Air Products and the Board to agree final solution that will satisfy the projected consumption.

The possibility of increasing the size of the existing Maternity VIE plant is also to be explored with Air Products regarding regulations.

Oxygen Ring Main

The routing of the oxygen ring main is to be agreed and finalised by all parties.

Helium/Oxygen

Clarification is required from the users if Helium/Oxygen is required within the building, requested within the Employers Requirements Clause 8.2.20.6 Page 176.

Medical Air Plant

ZBP are proposing a common air plant to provide 4 & 7Bar service, Employers Requirements asks for a separate system for each, Board sanction required.

Valving Arrangement at Wards

Sub zone isolating valves to be provided within the medical gas pipework located in the ceiling void to allow individual wards to be isolated off the system and maintain a down stream services.

Medical Gas Plant Capacity

Plant has currently been provided with 25% margin together with the main risers, final distribution does not have this margin applied – NOTE.

Operating Theatre – Valving Arrangement

Theatres to be valved in such a way as to allow upstream and downstream services to be maintained should one of them require to be isolated.

BMS

Energy Display

Clarification required as to whether energy consumption should be provided via a display panel at the Nurses Stations, called for within the Employers Requirements M&E5.

WALLACE WHITTLE

Existing Site

The existing hospital site controls are via a Trend system – NOTE.

Renal

Discussion took place on the plantroom provision together with delivery and tank location for the bulk acid provision, ZBP to review and agree with the Board.

Water Services

Scottish Water Approval

Discussed the need for early liaison with Scottish Water suggested to ensure understanding of the interpretation of the Bylaws in relation to zonal back flow between floor levels and departments.

Backflow protection

Discussed the provision of adequate backflow provision for the various categories of risk in relation to water supplies to equipment.

BREEAM

Discussed provision of leak prevention measures, etc in relation to targeted BREEAM credits.

Hot water circulation

Discussed proposals for method of balancing hot water return legs and requirements for appropriate control valves.

Cold Water Distribution Temperature

Discussed methodology for compliance with cold water temperatures, Brookfield to review.

Water Services Resilience

Discussed proposed pipework strategy for ward flexibility and noted generally philosophy to supply a ward from two sources.

Water Services Valving

Noted the requirement to be able to isolate individual rooms independently.

ISSUE	DATE	BY	CHECKED
2	17.09.10	[redacted]	

WALLACE WHITTLE

Foul Drainage

Noted that foul drainage installation will be fully ventilated, no automatic air admittance valves.

Discussed discharge of radioactive drainage and NHS requirement to carry this waste via separate stacks systems. ZBP to consider feasibility/benefits of earlier dilution.

ISSUE	DATE	BY	CHECKED
2	17.09.10	[redacted]	

Brookfield MULTIPLEX BM Built to outperform.

New South Glasgow Hospitals Project

Stage 3 Adult & Childrens Hospital - Plantroom 41 Commissioning Programme

NHS Greater Glasgow and Clyde

Line	Name	Start	Duration	Finish	Percent complete
1	***PLANTROOM 41 COMISSIONING PROGRAMME REV 1***	07/10/13	***353d***	***06/03/15***	***87***
2	***Distribution Boards - Lighting & Power***	20/01/14	***234d 5.4h***	***17/12/14***	***95***
3	***Level 1***	20/01/14	***230d***	***10/12/14***	***92***
4	Test & Energise DB1B-1-6 (1-515)	08/12/14	3d	10/12/14	
5	Final Circuit Test	13/10/14	3d	15/10/14	100
6	***Level 2***	03/02/14	***183d***	***20/10/14***	***100***
7	Final Circuit Test	16/10/14	3d	20/10/14	100
8	***Level 0***	27/01/14	***229d***	***16/12/14***	***85***
9	Test & Energise DB1A-G-12, DB1B-G-12 (0-512, Partial 0-509)	02/10/14	7d	12/12/14	80
10	Test & Energise DB1A-G-4, DB1B-G-4 (0-514)	29/09/14	4d	12/12/14	80
11	Test & Energise DB1A-G-6, DB1B-G-6 (0-515, 0-541)	01/10/14	4d	12/12/14	80
12	Test & Energise DB1A-G-11 (0-511, 0-510, Snack Bar)	15/12/14	2d	16/12/14	
13	Test & Energise DB1A-G-10, DB1B-G-10 (0-510, 0-511)	27/06/14	4d	09/10/14	100
14	Test & Energise DB1B-G-14 (0-510, Retail) Submains only TBC	16/12/14	1d	16/12/14	
15	Final Circuit Test	21/10/14	3d	23/10/14	100
16	***Level 3***	17/02/14	***214d 5.4h***	***17/12/14***	***98***
17	Test & Energise DB1A-3-9 (3-505 Medi Cinema) Sub mains only	22/09/14	4d	25/09/14	100
18	Test & Energise DB1A-3-7, DB1B-3-7 (3-506, Partial 3-507)	04/06/14	3d	17/12/14	80
19	Final Circuit Test	24/10/14	3d	28/10/14	100
20	***Level -1***	04/02/14	***176d***	***10/10/14***	***100***
21	Final Circuit Test	08/10/14	3d	10/10/14	100
22	***Distribution Boards - IPS***	08/09/14	***12d***	***23/09/14***	***100***
23	Test & Energise DB1-1-IPS1, DB1-1-IPS2 (1-518)	08/09/14	2d	09/09/14	100
24	Test & Energise DB1-1-IPS5, DB1-1-IPS8, DB1-1-IPS3, DB1-1-IPS4, DB1-1-IPS7, DB1-1-IPS6 (1-517)	10/09/14	6d	17/09/14	100
25	Test & Energise DB1-G-IPS1, DB1-G-IPS2 (0-515)	22/09/14	2d	23/09/14	100
26	Test & Energise DB1-1-IPS, (1-514, 1-513)	18/09/14	2d	19/09/14	100
27	***Misc. Power***	04/02/14	***221d***	***12/12/14***	***98***
28	Test & Energise Bed Lifts L21, L22 & FM Lifts L23, L24 (SB6B4-1 / BB P41-3)	08/09/14	4d	11/09/14	100
29	Test & Energise Public Lifts L25, L26, L27, L28 (SB1AB-3-2 / SB1AB-3-1)	12/09/14	4d	17/09/14	100
30	Test & Energise Bed Lifts L29, L30 (SB6B-4-1)	18/09/14	2d	19/09/14	100
31	Test & Enegise FM Lift L31, L32 (BB P41-3)	22/09/14	2d	23/09/14	100
32	Test & Energise Public Lift L33 (BB P41-1)	24/09/14	1d	24/09/14	100
33	Test & Energise Freezer Condensor 1	08/09/14	2d	09/09/14	100
34	Test & Energise Freezer Condensor 2	08/09/14	2d	09/09/14	100
35	Test & Energise Hydro Supply	01/09/14	2d	02/09/14	100
36	Test & Energise External Lighting (DB1B-FP10)	12/12/14	1d	12/12/14	
37	***UPS Systems***	10/11/14	***10d***	***21/11/14***	***100***
38	Commission UPS Board A	10/11/14	5d	14/11/14	100
39	Load Test UPS A	12/11/14	3d	14/11/14	100
40	Commission UPS Board E	17/11/14	5d	21/11/14	100
41	Load Test UPS E	17/11/14	5d	21/11/14	100
42	***IPS Systems***	10/11/14	***10d***	***21/11/14***	***100***
43	1-518 IPS Units Commissioning	10/11/14	5d	14/11/14	100
44	1-517 IPS Units Commissioning	12/11/14	3d	14/11/14	100
45	0-515 IPS Units Commissioning	17/11/14	5d	21/11/14	100
46	1-514/1-513, IPS Units Commissioning	17/11/14	5d	21/11/14	100
47	***Emergency Lighting Tests***	17/02/14	***157d***	***26/09/14***	***100***
48	L1 Zone A Duration & Level Checks	22/09/14	5d	26/09/14	100
49	L2 Zone A Duration & Level Checks	22/09/14	5d	26/09/14	100
50	L1 Zone B Duration & Level Checks	22/09/14	5d	26/09/14	100
51	L2 Zone B Duration & Level Checks	22/09/14	5d	26/09/14	100
52	L0 Zone B Duration & Level Checks	22/09/14	5d	26/09/14	100
53	L1 Zone C Duration & Level Checks	22/09/14	5d	26/09/14	100
54	L2 Zone C Duration & Level Checks	22/09/14	5d	26/09/14	100
55	L0 Zone C Duration & Level Checks	22/09/14	5d	26/09/14	100
56	***Lighting/HVAC Serviced Areas***	02/12/13	***278d***	***16/01/15***	***75***
57	***Plantroom 41***	02/06/14	***145d***	***19/12/14***	***40***
58	Smoke Damper Testing	08/12/14	5d	12/12/14	
59	Dali Lighting Control Commissioning	08/12/14	10d	19/12/14	
60	***Level 1 Zone A (1-516, 1-517, 1-518)***	02/12/13	***266d***	***19/12/14***	***85***
61	Final Environmental Commissioning	08/12/14	2w	19/12/14	
62	***Level 1 Zone B (1-519, 1-520, 1-513, 1-514)***	06/05/14	***158d***	***12/12/14***	***74***
63	Dali Lighting Control Commissioning	06/05/14	31d	08/12/14	80
64	HVAC Controls Pre-Commissioning	06/05/14	31d	08/12/14	80
65	Final Environmental Commissioning	01/12/14	10d	12/12/14	
66	***Level 1 Zone B (1-515)***	20/10/14	***45d***	***19/12/14***	***31***
67	Cable Testing & Pre-Commissioning	20/10/14	9d	30/10/14	100
68	Smoke Damper Testing	08/12/14	5d	12/12/14	
69	Dali Lighting Control Commissioning	08/12/14	5d	12/12/14	
70	HVAC Controls Pre-Commissioning	08/12/14	5d	12/12/14	
71	Final Environmental Commissioning	15/12/14	1w	19/12/14	
72	***Level 1 Zone C (1-506)***	21/04/14	***168d***	***12/12/14***	***88***
73	Final Environmental Commissioning	08/12/14	5d	12/12/14	
74	***Level 1 Zone C (1-511, 1-512)***	12/05/14	***159d***	***19/12/14***	***78***
75	Dali Lighting Control Commissioning	15/09/14	2w	26/09/14	100
76	Final Environmental Commissioning	08/12/14	2w	19/12/14	
77	***Level 2 Zone A (2-513, 2-514)***	06/01/14	***259d***	***16/01/15***	***82***
78	Final Environmental Commissioning	05/01/15	2w	16/01/15	
79	***Level 2 Zone B (2-510, 2-512)***	20/01/14	***249d***	***16/01/15***	***80***
80	Final Environmental Commissioning	05/01/15	10d	16/01/15	
81	***Level 2 Zone B (2-511, 2-515)***	17/03/14	***209d***	***16/01/15***	***80***
82	Dali Lighting Control Commissioning	02/06/14	12d	05/09/14	100
83	HVAC Controls Pre-Commissioning	02/06/14	12d	05/09/14	100
84	Final Environmental Commissioning	05/01/15	10d	16/01/15	
85	***Level 2 Zone C (2-508, 2-509)***	31/03/14	***199d***	***16/01/15***	***82***
86	Final Environmental Commissioning	05/01/15	10d	16/01/15	
87	***Level 0 Zone A (0-516, 0-517, 0-518)***	13/01/14	***254d***	***16/01/15***	***80***
88	Smoke Damper Testing	08/09/14	5d	12/09/14	100
89	Dali Lighting Control Commissioning	12/05/14	13d	12/09/14	100
90	HVAC Controls Pre-Commissioning	12/05/14	13d	12/09/14	100
91	Final Environmental Commissioning	05/01/15	10d	16/01/15	
92	***Level 0 Zone A (0-541)***	14/04/14	***190d***	***16/01/15***	***71***
93	Final Environmental Commissioning	05/01/15	2w	16/01/15	
94	***Level 0 Zone B (0-514, 0-512)***	03/02/14	***239d***	***16/01/15***	***69***
95	Smoke Damper Testing	08/09/14	5d	12/09/14	100
96	Dali Lighting Control Commissioning	23/06/14	2w	12/12/14	80
97	HVAC Controls Pre-Commissioning	23/06/14	2w	12/12/14	80
98	Final Environmental Commissioning	05/01/15	10d	16/01/15	



"This programme is copyright and the property of Brookfield Construction (UK) Ltd and must not be used with out written approval".

Comments: Progress at 24/11/14 Week 257

Date of Issue: 01/09/2014 Print Date: 12/12/2014 Drawn By: Page 1 of 5

Programme No.: BM-GS3-OT01-0872 Rev.: Rev. Date: 01/12/2014

This programme is strictly for information only, and will not form any part of any resulting Sub-Contract

File Path: C:\Users\AndreeBe\Desktop\TEMP\Plantroom 41 - Commissioning Programme week 257.pp

A52756968

Brookfield MULTIPLEX BM Built to outperform.

New South Glasgow Hospitals Project

Stage 3 Adult & Childrens Hospital - Plantroom 41 Commissioning Programme

NHS Greater Glasgow and Clyde

Line	Name	Start	Duration	Finish	Percent complete
99	***Level 0 Zone B (0-515, 0-513)***	27/05/14	***161d***	***16/01/15***	***78***
100	Smoke Damper Testing	01/09/14	5d	05/09/14	100
101	Dali Lighting Control Commissioning	17/09/14	2w	30/09/14	100
102	HVAC Controls Pre-Commissioning	17/09/14	2w	30/09/14	100
103	Final Environmental Commissioning	05/01/15	10d	16/01/15	
104	***Level 0 Zone C (0-509, 0-510, 0-511)***	09/06/14	***152d***	***16/01/15***	***47***
105	Smoke Damper Testing	01/09/14	5d	05/09/14	100
106	Dali Lighting Control Commissioning	17/09/14	2w	02/12/14	30
107	HVAC Controls Pre-Commissioning	17/09/14	2w	02/12/14	30
108	Final Environmental Commissioning	05/01/15	10d	16/01/15	
109	***Level 3 Zone A (3-511, 3-512, 3-513)***	27/01/14	***232d***	***19/12/14***	***79***
110	Final Environmental Commissioning	08/12/14	10d	19/12/14	
111	***Level 3 Zone B (3-508, 3-509, 3-510, 3-514, 3-515)***	10/02/14	***217d***	***12/12/14***	***82***
112	Final Environmental Commissioning	24/11/14	15d	12/12/14	
113	***Level 3 Zone C (3-505, 3-506, 3-507)***	12/05/14	***159d***	***19/12/14***	***81***
114	Final Environmental Commissioning	08/12/14	10d	19/12/14	
115	***Level 4 Zone C (4-517, 4-515, 4-516)***	06/05/14	***163d***	***19/12/14***	***81***
116	Smoke Damper Testing	15/09/14	5d	19/09/14	100
117	Final Environmental Commissioning	08/12/14	10d	19/12/14	
118	***IT/Data Commissioning***	25/11/13	***210d***	***25/09/14***	***100***
119	***Level 2 Zone A/Zone B***	27/01/14	***167d 8.1h***	***22/09/14***	***100***
120	Hub Room 124 (2-512, 2-513, 2-514, 2-515)	25/06/14	6d	22/09/14	100
121	***Plantroom 41 Zone A/Zone B***	23/09/14	***1d***	***23/09/14***	***100***
122	Hub Room 136 (Plantroom 41 - Sections 152, 151, 153, 155)	23/09/14	1d	23/09/14	100
123	***Plantroom 41 Zone B & Level 4 Zone C***	10/03/14	***141d***	***25/09/14***	***100***
124	Hub Room 137 (Plantroom 41 - Sections 154, 156 & 4-515, 4-516, 4-517)	24/09/14	8d	25/09/14	100
125	***Security Commissioning***	07/07/14	***123d***	***05/01/15***	***79***
126	***Level 0 Zone A***	01/09/14	***72d***	***09/12/14***	***75***
127	CCTV Commissioning	01/09/14	6d	08/09/14	100
128	Access Control Commissioning	09/09/14	3d	09/12/14	33
129	Panic Alarm Commissioning	12/09/14	2d	15/09/14	100
130	Video Door Entry Commissioning	09/12/14	1d	09/12/14	
131	***Level 0 Zone A (Construction Zone 0-541)***	17/09/14	***4d***	***22/09/14***	***100***
132	CCTV Commissioning	17/09/14	1d	17/09/14	100
133	Access Control Commissioning	18/09/14	1d	18/09/14	100
134	Panic Alarm Commissioning	19/09/14	1d	19/09/14	100
135	Video Door Entry Commissioning	22/09/14	1d	22/09/14	100
136	***Level 0 Zone B***	01/09/14	***72d 3.6h***	***10/12/14***	***93***
137	CCTV Commissioning	01/09/14	6d	09/12/14	90
138	Access Control Commissioning	09/09/14	4d	10/12/14	90
139	Panic Alarm Commissioning	15/09/14	3d	17/09/14	100
140	Video Door Entry Commissioning	18/09/14	2d	19/09/14	100
141	***Level 0 Zone C***	16/09/14	***65d 2.7h***	***16/12/14***	***75***
142	CCTV Commissioning	16/09/14	6d	15/12/14	67
143	Access Control Commissioning	24/09/14	3d	16/12/14	90
144	Panic Alarm Commissioning	29/09/14	3d	01/10/14	100
145	Video Door Entry Commissioning	15/12/14	1d	15/12/14	
146	***Level 1 Zone A***	07/07/14	***55d***	***19/09/14***	***100***
147	Access Control Commissioning	17/09/14	1d	17/09/14	100
148	Panic Alarm Commissioning	18/09/14	1d	18/09/14	100
149	Video Door Entry Commissioning	19/09/14	1d	19/09/14	100
150	***Level 1 Zone B***	15/07/14	***110d***	***15/12/14***	***84***
151	Access Control Commissioning	18/09/14	1d	18/09/14	100
152	Panic Alarm Commissioning	19/09/14	1d	15/12/14	90
153	Video Door Entry Commissioning	15/12/14	1d	15/12/14	
154	***Level 1 Zone B (Construction Zone 1-515)***	05/01/15	***1d***	***05/01/15***	
155	CCTV Commissioning	05/01/15	1d	05/01/15	
156	Access Control Commissioning	05/01/15	1d	05/01/15	
157	Panic Alarm Commissioning	05/01/15	1d	05/01/15	
158	Video Door Entry Commissioning	05/01/15	1d	05/01/15	
159	***Level 1 Zone C***	24/07/14	***104d***	***16/12/14***	***98***
160	Access Control Commissioning	22/09/14	1d	16/12/14	90
161	Panic Alarm Commissioning	23/09/14	1d	23/09/14	100
162	Video Door Entry Commissioning	24/09/14	1d	24/09/14	100
163	***Level 2 Zone A***	22/09/14	***63d***	***17/12/14***	***50***
164	CCTV Commissioning	22/09/14	3d	04/12/14	50
165	Access Control Commissioning	25/09/14	2d	03/12/14	50
166	Panic Alarm Commissioning	29/09/14	1d	29/09/14	100
167	Video Door Entry Commissioning	17/12/14	1d	17/12/14	
168	***Level 2 Zone B***	16/07/14	***102d***	***04/12/14***	***79***
169	CCTV Commissioning	16/07/14	3d	04/12/14	90
170	Access Control Commissioning	21/07/14	2d	04/12/14	90
171	Panic Alarm Commissioning	02/09/14	1d	02/09/14	100
172	Video Door Entry Commissioning	04/12/14	1d	04/12/14	
173	***Level 2 Zone C***	25/07/14	***96d 5.4min***	***08/12/14***	***79***
174	CCTV Commissioning	25/07/14	3d	08/12/14	90
175	Access Control Commissioning	30/07/14	2d	05/12/14	90
176	Panic Alarm Commissioning	02/09/14	1d	02/09/14	100
177	Video Door Entry Commissioning	05/12/14	1d	05/12/14	
178	***Level 2 Zone C (2-515)***	22/09/14	***7d***	***30/09/14***	***100***
179	CCTV Commissioning	22/09/14	3d	24/09/14	100
180	Access Control Commissioning	25/09/14	2d	26/09/14	100
181	Panic Alarm Commissioning	29/09/14	1d	29/09/14	100
182	Video Door Entry Commissioning	30/09/14	1d	30/09/14	100
183	***Level 3 Zone A***	22/09/14	***56d 4.5h***	***09/12/14***	***69***
184	CCTV Commissioning	22/09/14	3d	24/09/14	100
185	Access Control Commissioning	25/09/14	3d	09/12/14	50
186	Panic Alarm Commissioning	30/09/14	1d	30/09/14	100
187	Video Door Entry Commissioning	08/12/14	1d	08/12/14	
188	***Level 3 Zone B***	22/09/14	***56d 4.5h***	***09/12/14***	***85***
189	CCTV Commissioning	22/09/14	3d	24/09/14	100
190	Access Control Commissioning	25/09/14	3d	09/12/14	50
191	Panic Alarm Commissioning	30/09/14	2d	01/10/14	100
192	Video Door Entry Commissioning	02/10/14	2d	03/10/14	100
193	***Level 3 Zone C***	22/09/14	***57d 4.5h***	***10/12/14***	***50***
194	CCTV Commissioning	22/09/14	3d	10/12/14	50
195	Access Control Commissioning	25/09/14	3d	10/12/14	50
196	Panic Alarm Commissioning	30/09/14	1d	30/09/14	100



"This programme is copyright and the property of Brookfield Construction (UK) Ltd and must not be used with out written approval".

Comments: Progress at 24/11/14 Week 257

Date of Issue: 01/09/2014 Print Date: 12/12/2014 Drawn By:

Programme No.: BM-GS3-OT01-0872 Rev.: Rev. Date: 01/12/2014

This programme is strictly for information only, and will not form any part of any resulting Sub-Contract

File Path: C:\Users\AndreaBe\Desktop\TEMP\Plantroom 41 - Commissioning Programme week 257.pp

A52756968

Brookfield MULTIPLEX BM Built to outperform.

New South Glasgow Hospitals Project

Stage 3 Adult & Childrens Hospital - Plantroom 41 Commissioning Programme

NHS Greater Glasgow and Clyde

Line	Name	Start	Duration	Finish	Percent complete
197	Video Door Entry Commissioning	09/12/14	1d	09/12/14	
198	***Level 4 Zone B/C***	28/08/14	***15d***	***17/09/14***	***100***
199	Access Control Commissioning	12/09/14	1d	12/09/14	100
200	Panic Alarm Commissioning	15/09/14	1d	15/09/14	100
201	Video Door Entry Commissioning	16/09/14	2d	17/09/14	100
202	***Fire Alarm Commissioning***	13/01/14	***289d***	***06/03/15***	***97***
203	***Level 0 Zone A Panel 3 Loop 1 & 2 (0-517, 0-516, 0-518, 0-541)***	31/03/14	***125d***	***24/09/14***	***100***
204	Device Loop Test & Local Programming	08/09/14	1w	12/09/14	100
205	Sounder Level Checks	15/09/14	3d	17/09/14	100
206	Local Cause & Effect Test	18/09/14	1w	24/09/14	100
207	***Level 0 Zone B Panel 30 Loop 1 & 2 (0-515, 0-513, 0-510, Atrium)***	06/05/14	***101d***	***24/09/14***	***100***
208	Device Loop Test & Local Programming	08/09/14	1w	12/09/14	100
209	Sounder Level Checks	15/09/14	3d	17/09/14	100
210	Local Cause & Effect Test	18/09/14	1w	24/09/14	100
211	***Level 0 Zone B Panel 31 Loop 1 & 2 (0-512, 0-514, 0-535)***	27/01/14	***167d***	***19/09/14***	***100***
212	Local Cause & Effect Test	15/09/14	1w	19/09/14	100
213	***Level 0 Zone C Panel 32 Loop 1 & 2 (0-511, 0-509)***	09/06/14	***83d***	***01/10/14***	***100***
214	Device Loop Test & Local Programming	15/09/14	1w	19/09/14	100
215	Sounder Level Checks	22/09/14	3d	24/09/14	100
216	Local Cause & Effect Test	25/09/14	1w	01/10/14	100
217	***Level 1 Zone A Panel 4 Loop 1 & 2 (1-518, 1-516, 1-517, 1-515, 1-521)***	13/05/14	***205d***	***06/03/15***	***75***
218	Cable Test & Pre-Commission	12/12/14	2w	12/12/14	90
219	Device Loop Test & Local Programming	01/09/14	1w 3d	04/03/15	75
220	Sounder Level Checks	08/09/14	6d	05/03/15	67
221	Local Cause & Effect Test	15/09/14	1w 3d	06/03/15	63
222	***Level 1 Zone B Panel 28 (1-520, 1-519, 1-506)***	03/03/14	***147d***	***26/09/14***	***100***
223	Local Cause & Effect Test	22/09/14	1w	26/09/14	100
224	***Level 1 Zone B/C Panel 29 Loop 1 & 2 (1-513, 1-514, 1-511, 1-512)***	08/04/14	***122d***	***26/09/14***	***100***
225	Local Cause & Effect Test	22/09/14	1w	26/09/14	100
226	***Level 2 Zone A/B Panel 5 Loop 1 & 2 (2-513, 2-514, 2-515)***	06/05/14	***103d***	***26/09/14***	***100***
227	Local Cause & Effect Test	22/09/14	1w	26/09/14	100
228	***Level 2 Zone B/C Panel 25 Loop 1 & 2 (2-510, 2-512, 2-508, 2-509, 2-511)***	08/04/14	***122d***	***26/09/14***	***100***
229	Local Cause & Effect Test	22/09/14	1w	26/09/14	100
230	***Level 3 Zone A/B Panel 6 Loop 1 & 2 (3-511, 3-512, 3-513, 3-508, 3-509, 3-510)***	08/04/14	***122d***	***26/09/14***	***100***
231	Local Cause & Effect Test	22/09/14	1w	26/09/14	100
232	***Level 3 Zone B/C Panel 26 Loop 1 & 2 (3-505, 3-506, 3-507, 3-514, 3-515)***	10/03/14	***137d***	***19/09/14***	***100***
233	Local Cause & Effect Test	15/09/14	1w	19/09/14	100
234	***Level 4 Zone A/B Panel 7 (Plantroom 41)***	28/07/14	***38d***	***17/09/14***	***100***
235	Device Loop Test & Local Programming	01/09/14	1w	05/09/14	100
236	Sounder Level Checks	08/09/14	3d	10/09/14	100
237	Local Cause & Effect Test	11/09/14	1w	17/09/14	100
238	***Level 4 Zone C Panel 27 Loop 1 (4-515, 4-516, 4-517)***	19/05/14	***89d***	***19/09/14***	***100***
239	Local Cause & Effect Test	15/09/14	1w	19/09/14	100
240	***Nurse Call - Testing & Commissioning***	27/01/14	***224d***	***09/12/14***	***95***
241	***Level 1***	03/02/14	***177d***	***10/10/14***	***100***
242	Nurse Call Test & Commission ZC (1-512, 1-511)	29/09/14	7d	07/10/14	100
243	PC Commisioning	06/10/14	5d	10/10/14	100
244	***Level 2***	17/02/14	***172d***	***17/10/14***	***100***
245	PC Commisioning	13/10/14	5d	17/10/14	100
246	***Level 3***	21/05/14	***112d***	***24/10/14***	***100***
247	PC Commisioning	20/10/14	5d	24/10/14	100
248	***Level 0***	27/01/14	***224d***	***09/12/14***	***93***
249	Nurse Call Test & Commission ZB (0-515, 0-513)	15/09/14	7d	08/12/14	90
250	Nurse Call Test & Commission ZC (0-509, 0-511)	29/09/14	5d	08/12/14	90
251	PC Commisioning	27/10/14	5d	09/12/14	80
252	***Level 4***	09/06/14	***130d***	***05/12/14***	***58***
253	PC Commisioning	01/12/14	5d	05/12/14	
254	***Sprinkler Commissioning***	24/03/14	***131d***	***25/09/14***	***100***
255	Zone B01 Hydraulic Pressure Test	01/09/14	3d	03/09/14	100
256	Zone B02 Hydraulic Pressure Test	04/09/14	3d	08/09/14	100
257	Zone G04 Hydraulic Pressure Test	09/09/14	3d	11/09/14	100
258	Zone 401 Hydraulic Pressure Test	22/09/14	3d	24/09/14	100
259	Zone 402 Hydraulic Pressure Test	23/09/14	3d	25/09/14	100
260	***Ventilation***	04/06/14	***145d***	***23/12/14***	***85***
261	***41-EF01 -Plantroom Extract (Prm41 Section 152)***	27/10/14	***1d***	***27/10/14***	***100***
262	Pre-Commissioning	27/10/14	1d	27/10/14	100
263	Proportional Balancing	27/10/14	1d	27/10/14	100
264	***41-EF02 -Plantroom Extract (Prm41 Section 152)***	27/10/14	***1d***	***27/10/14***	***100***
265	Pre-Commissioning	27/10/14	1d	27/10/14	100
266	Proportional Balancing	27/10/14	1d	27/10/14	100
267	***41-EF03 -Plantroom Extract (Prm41 Section 151)***	28/10/14	***1d***	***28/10/14***	***100***
268	Pre-Commissioning	28/10/14	1d	28/10/14	100
269	Proportional Balancing	28/10/14	1d	28/10/14	100
270	***41-EF04 -Plantroom Extract (Prm41 Section 151)***	28/10/14	***1d***	***28/10/14***	***100***
271	Pre-Commissioning	28/10/14	1d	28/10/14	100
272	Proportional Balancing	28/10/14	1d	28/10/14	100
273	***41-51-EF02 Basement / Tank Room Extract (B-507, 508, 509)***	27/10/14	***1d***	***27/10/14***	***100***
274	Pre-Commissioning	27/10/14	1d	27/10/14	100
275	Proportional Balancing	27/10/14	1d	27/10/14	100
276	***41-01/EF02 (Grd Floor Isolation Room) 0-517***	05/06/14	***96d***	***16/10/14***	***100***
277	Proportional Balancing	16/10/14	1d	16/10/14	100
278	***41-01/EF01 (Grd Floor Isolation Room) 0-517***	06/06/14	***96d***	***17/10/14***	***100***
279	Proportional Balancing	17/10/14	1d	17/10/14	100
280	***41-AHU05 (Located in Prm 41 Section 152) Supply & Extract (Grd Floor O.P.D) 0-512, 0-514, 1-519***	10/06/14	***64d***	***05/09/14***	***100***
281	Proportional Balancing	02/09/14	4d	05/09/14	100
282	***41-AHU11 (Located in Prm 41 Section 153) Supply & Extract (Grd Floor O.P.D) 0-515***	17/06/14	***61d***	***09/09/14***	***100***
283	Proportional Balancing	05/09/14	3d	09/09/14	100
284	***41-AHU10 (Located in Prm 41 Section 153) Supply & Extract (Grd Floor O.P.D) 0-513***	23/06/14	***54d***	***04/09/14***	***100***
285	Proportional Balancing	02/09/14	3d	04/09/14	100
286	***41-AHU16 Supply / 41-16/EF01 (Located in Prm Section 151) (1st Floor Isolation Room) 1-517***	08/07/14	***74d 4.5h***	***20/10/14***	***100***
287	Proportional Balancing	09/07/14	1d	20/10/14	100
288	***41-EF06 -Plantroom Extract Prm41***	29/10/14	***1d***	***29/10/14***	***100***
289	Pre-Commissioning	29/10/14	1d	29/10/14	100
290	Proportional Balancing	29/10/14	1d	29/10/14	100
291	***41-EF08 -Plantroom Extract Prm41***	29/10/14	***1d***	***29/10/14***	***100***
292	Pre-Commissioning	29/10/14	1d	29/10/14	100
293	Proportional Balancing	29/10/14	1d	29/10/14	100
294	***41-AHU34 Supply / 41-34/EF01 (Located in Prm 41 Section 152) (1st Floor Isolation Room) 1-517***	09/07/14	***74d 4.5h***	***21/10/14***	***100***



"This programme is copyright and the property of Brookfield Construction (UK) Ltd and must not be used with out written approval".

Comments: Progress at 24/11/14 Week 257

Date of Issue: 01/09/2014 Print Date: 12/12/2014 Drawn By: Page 3 of 5

Programme No.: BM-GS3-OT01-0872 Rev.: Rev. Date: 01/12/2014

This programme is strictly for information only, and will not form any part of any resulting Sub-Contract

File Path: C:\Users\AndreaBe\Desktop\TEMP\Plantroom 41 - Commissioning Programme week 257.pp

A52756968

Brookfield MULTIPLEX BM Built to outperform.

New South Glasgow Hospitals Project

Stage 3 Adult & Childrens Hospital - Plantroom 41 Commissioning Programme

NHS Greater Glasgow and Clyde

Line	Name	Start	Duration	Finish	Percent complete
295	Proportional Balancing	10/07/14	1d	21/10/14	100
296	41-AHU13 Supply / 41-13/EF01 (Located in Prm 41 Section 151) (1st Floor Isolation Room) 1-516	27/10/14	1d	27/10/14	100
297	Pre-Commissioning	27/10/14	1d	27/10/14	100
298	Proportional Balancing	27/10/14	1d	27/10/14	100
299	41-AHU15 Supply / 41-15/EF01 (Located in Prm 41 Section 151) (1st Floor Isolation Room) 1-516	28/10/14	1d	28/10/14	100
300	Pre-Commissioning	28/10/14	1d	28/10/14	100
301	Proportional Balancing	28/10/14	1d	28/10/14	100
302	41-AHU18 Supply / 41-18/EF01 (Located in Prm 41 Section 153) (1st Floor Isolation Room) 1-514	15/07/14	71d 4.5h	22/10/14	100
303	Proportional Balancing	16/07/14	1d	22/10/14	100
304	41-AHU37 Supply / 41-37/EF01 (Located in Prm 41 Section 153) (1st Floor Isolation Room) 1-514	16/07/14	71d 4.5h	23/10/14	100
305	Proportional Balancing	17/07/14	1d	23/10/14	100
306	41-AHU17A Supply & Extract (Located in Prm 41 Section 153) (1st Floor Cardiology) 1-513, 1-514, 1-515	06/10/14	2d	07/10/14	100
307	Pre-Commissioning	06/10/14	1d	06/10/14	100
308	Proportional Balancing	07/10/14	1d	07/10/14	100
309	41-17A-EF02 (1st Floor Dirty Extract) 1-513, 1-514, 1-515	08/10/14	2d	09/10/14	100
310	Pre-Commissioning	08/10/14	1d	08/10/14	100
311	Proportional Balancing	09/10/14	1d	09/10/14	100
312	41-AHU39 Supply / 41-39EF01 (Located in Prm 41 Section 152) (2nd Floor Isolation Room) 2-514	30/07/14	62d 4.5h	24/10/14	100
313	Proportional Balancing	31/07/14	1d	24/10/14	100
314	41-AHU38 Supply / 41-38EF01 (Located in Prm 41 Section 152) (2nd Floor Isolation Room) 2-514	31/07/14	61d 4.5h	24/10/14	100
315	Proportional Balancing	01/08/14	1d	24/10/14	100
316	41-AHU27 Supply & Extract (Located in Prm 41 Section 155) (2nd Floor Aseptic Suit) 2-515	01/12/14	5d	05/12/14	
317	Pre-Commissioning	01/12/14	1d	01/12/14	
318	Proportional Balancing	02/12/14	4d	05/12/14	
319	41-47-EF02 (Grd, 2nd & 3rd Floor Dirty Extract) 3-514, 3-515, 2-510, 0-513, 0-515	08/12/14	3d	10/12/14	
320	Pre-Commissioning	08/12/14	1d	08/12/14	
321	Proportional Balancing	09/12/14	2d	10/12/14	
322	41-05-EF02 (Grd, 1st & 2nd Floor Dirty Extract) 2-515, 1-519, 0-512, 0-514	14/10/14	2d	15/10/14	100
323	Pre-Commissioning	14/10/14	1d	14/10/14	100
324	Proportional Balancing	15/10/14	1d	15/10/14	100
325	41-AHU03B Supply & Extract (Grd, 1st, 2nd & 3rd Floor Wards)	14/08/14	42d	10/10/14	100
326	Proportional Balancing	08/10/14	3d	10/10/14	100
327	41-AHU17 Supply & Extract (1st, 2nd & 3rd Floor Cardiology & Inpatient wards)	08/09/14	4d	11/09/14	100
328	Pre-Commissioning	08/09/14	1d	08/09/14	100
329	Proportional Balancing	09/09/14	3d	11/09/14	100
330	41-03B-EF01 Supply (Grd, 1st, 2nd & 3rd Floor Wards)	16/10/14	2d	17/10/14	100
331	Pre-Commissioning	16/10/14	1d	16/10/14	100
332	Proportional Balancing	17/10/14	1d	17/10/14	100
333	41-AHU45 Supply / 41-45/EF02 (3rd Floor Isolation Room) 3-507	15/10/14	1d	15/10/14	100
334	Pre-Commissioning	15/10/14	1d	15/10/14	100
335	Proportional Balancing	15/10/14	1d	15/10/14	100
336	41-AHU44 Supply / 41-44/EF02 (3rd Floor Isolation Room) 3-507	16/10/14	1d	16/10/14	100
337	Pre-Commissioning	16/10/14	1d	16/10/14	100
338	Proportional Balancing	16/10/14	1d	16/10/14	100
339	41-AHU21 Supply & Extract (3rd Floor Medi Cinema) 3-505	17/10/14	3d	21/10/14	100
340	Pre-Commissioning	17/10/14	1d	17/10/14	100
341	Proportional Balancing	20/10/14	2d	21/10/14	100
342	41-20B-EF02 (Grd - 4th Floor Dirty Extract)	15/12/14	3d	17/12/14	
343	Pre-Commissioning	15/12/14	1d	15/12/14	
344	Proportional Balancing	16/12/14	2d	17/12/14	
345	41-AHU20B Supply & Extract (Grd, 1st, 2nd & 3rd 23HRS, schiehallion, inpatient wards)	18/12/14	4d	23/12/14	
346	Pre-Commissioning	18/12/14	1d	18/12/14	
347	Proportional Balancing	19/12/14	3d	23/12/14	
348	41-AHU22 Supply & Extract (Located in Prm 41 Section 154) (2nd & 3rd Floor Ward Support, teen cancer & admin) 3-514, 3-515, 2-510	22/10/14	5d	28/10/14	100
349	Pre-Commissioning	22/10/14	1d	22/10/14	100
350	Proportional Balancing	23/10/14	4d	28/10/14	100
351	41-AHU42 Supply / 41-42/EF01 (Located in Prm 41 Section 155) (3rd Floor Isolation Room) 3-510	26/09/14	2d	29/09/14	100
352	Pre-Commissioning	26/09/14	1d	26/09/14	100
353	Proportional Balancing	29/09/14	1d	29/09/14	100
354	41-AHU41 Supply / 41-41/EF01 (3rd Floor Isolation Room) 3-511	21/07/14	72d 4.5h	29/10/14	100
355	Proportional Balancing	22/07/14	1d	29/10/14	100
356	41-AHU40 Supply / 41-40/EF01(3rd Floor Isolation Room) 3-511	22/07/14	61d 4.5h	15/10/14	100
357	Proportional Balancing	23/07/14	1d	15/10/14	100
358	41-17EF01 (3rd Floor Inpatients Wards) 3-509, 3-510	22/10/14	1d	22/10/14	100
359	Pre-Commissioning	22/10/14	1d	22/10/14	100
360	Proportional Balancing	22/10/14	1d	22/10/14	100
361	41-AHU43 Supply / 41-43/EF01 (3rd Floor Isolation Room) 3-508	24/09/14	2d	25/09/14	100
362	Pre-Commissioning	24/09/14	1d	24/09/14	100
363	Proportional Balancing	25/09/14	1d	25/09/14	100
364	41-AHU33 Supply / 41-33/EF02 (2nd Floor Isolation Room) 2-508	29/07/14	55d 4.5h	14/10/14	100
365	Proportional Balancing	29/07/14	1d	14/10/14	100
366	41-AHU31 Supply / 41-31EF02 (2nd Floor Isolation Room) 2-508	06/10/14	1d	06/10/14	100
367	Pre-Commissioning	06/10/14	1d	06/10/14	100
368	Proportional Balancing	06/10/14	1d	06/10/14	100
369	41-AHU30 Supply / 41-30EF02 (2nd Floor Isolation Room) 2-508	07/10/14	1d	07/10/14	100
370	Pre-Commissioning	07/10/14	1d	07/10/14	100
371	Proportional Balancing	07/10/14	1d	07/10/14	100
372	41-AHU32 Supply / 41-32EF02 (2nd Floor Isolation Room) 2-508	08/10/14	1d	08/10/14	100
373	Pre-Commissioning	08/10/14	1d	08/10/14	100
374	Proportional Balancing	08/10/14	1d	08/10/14	100
375	41-AHU29 Supply / 41-32EF29 (2nd Floor Isolation Room) 2-508	09/10/14	1d	09/10/14	100
376	Pre-Commissioning	09/10/14	1d	09/10/14	100
377	Proportional Balancing	09/10/14	1d	09/10/14	100
378	41-AHU28 Supply / 41-32EF28 (2nd Floor Isolation Room) 2-508	10/10/14	1d	10/10/14	100
379	Pre-Commissioning	10/10/14	1d	10/10/14	100
380	Proportional Balancing	10/10/14	1d	10/10/14	100
381	41-AHU23 Supply / 41-23EF02 (2nd Floor Isolation Room) 2-508	13/10/14	1d	13/10/14	100
382	Pre-Commissioning	13/10/14	1d	13/10/14	100
383	Proportional Balancing	13/10/14	1d	13/10/14	100
384	41-EF07 -Plantroom Extract Prm41	02/12/14	1d	02/12/14	
385	Pre-Commissioning	02/12/14	1d	02/12/14	
386	Proportional Balancing	02/12/14	1d	02/12/14	
387	41-EF09 -Plantroom Extract Prm41	03/12/14	1d	03/12/14	
388	Pre-Commissioning	03/12/14	1d	03/12/14	
389	Proportional Balancing	03/12/14	1d	03/12/14	
390	41-AHU19 Supply / 41-19EF02 (2nd Floor Isolation Room) 2-508	06/10/14	1d	06/10/14	100
391	Pre-Commissioning	06/10/14	1d	06/10/14	100
392	Proportional Balancing	06/10/14	1d	06/10/14	100



"This programme is copyright and the property of Brookfield Construction (UK) Ltd and must not be used with out written approval".

Comments: Progress at 24/11/14 Week 257

Date of Issue: 01/09/2014 Print Date: 12/12/2014 Drawn By: Page 4 of 5

Programme No.: BM-GS3-OT01-0872 Rev.: Rev. Date: 01/12/2014

This programme is strictly for information only, and will not form any part of any resulting Sub-Contract

File Path: C:\Users\AndreaBe\Desktop\TEMP\Plantroom 41 - Commissioning Programme week 257.pp

A52756968

Brookfield MULTIPLEX BM Built to outperform.

New South Glasgow Hospitals Project

Stage 3 Adult & Childrens Hospital - Plantroom 41 Commissioning Programme

NHS Greater Glasgow and Clyde

Line	Name	Start	Duration	Finish	Percent complete
393	41-AHU07 Supply & Extract (Grd Floor Entrance & Support) 0-511	23/10/14	3d	27/10/14	100
394	Pre-Commissioning	23/10/14	1d	23/10/14	100
395	Proportional Balancing	24/10/14	2d	27/10/14	100
396	41-AHU08 Supply & Extract (Grd Floor Play / Wait Area Atrium) 0-510	03/11/14	2d	04/11/14	100
397	Pre-Commissioning	03/11/14	1d	03/11/14	100
398	Proportional Balancing	04/11/14	1d	04/11/14	100
399	41-AHU06 Supply & Extract (Grd Floor O.P.D) 0-509	30/09/14	3d	02/10/14	100
400	Pre-Commissioning	30/09/14	1d	30/09/14	100
401	Proportional Balancing	01/10/14	2d	02/10/14	100
402	41-20A-EF01 (1st, 2nd, 3rd 23HRS, schiehallion, inpatient wards)	05/12/14	2d	08/12/14	
403	Pre-Commissioning	05/12/14	1d	05/12/14	
404	Proportional Balancing	08/12/14	1d	08/12/14	
405	41-AHU20A Supply & Extract (1st, 2nd, 3rd 23HRS, schiehallion, inpatient wards)	29/08/14	10d	11/09/14	100
406	Proportional Balancing	08/09/14	4d	11/09/14	100
407	41-AHU3A Supply & Extract (Grd & 2nd Floor Ward Area)	08/09/14	5d	12/09/14	100
408	Pre-Commissioning	08/09/14	1d	08/09/14	100
409	Proportional Balancing	09/09/14	4d	12/09/14	100
410	41-EF05 -Plantroom Extract Prm41	09/12/14	1d	09/12/14	
411	Pre-Commissioning	09/12/14	1d	09/12/14	
412	Proportional Balancing	09/12/14	1d	09/12/14	
413	41-3A-EF01 (Grd & 2nd Floor Ward Area)	10/12/14	2d	11/12/14	
414	Pre-Commissioning	10/12/14	1d	10/12/14	
415	Proportional Balancing	11/12/14	1d	11/12/14	
416	41-AHU25 Supply & Extract (4th Floor Accomodation DCFP) 4-515, 516, 517	29/08/14	4d	03/09/14	100
417	Proportional Balancing	01/09/14	3d	03/09/14	100
418	41-EF02 (4TH Floor Dirty Extract) 4-515, 516, 517	02/10/14	2d	03/10/14	100
419	Pre-Commissioning	02/10/14	1d	02/10/14	100
420	Proportional Balancing	03/10/14	1d	03/10/14	100
421	LTHW & CHW	03/02/14	192d	31/10/14	100
422	LTHW-41 PU11-16	20/05/14	105d	14/10/14	100
423	41-PU11 & 12 (CT Secondary Heating) Plantroom 41, Risers M18 & M34 Levels 0-4	11/06/14	78d	26/09/14	100
424	Proportional Balancing	22/09/14	5d	26/09/14	100
425	41-PU13&14 (VT Heating) Plantroom Risers M18 & M34 Levels 0 to 4	25/06/14	73d	03/10/14	100
426	Proportional Balancing	29/09/14	5d	03/10/14	100
427	41-PU15&16 (LVT Heating) Plantroom Riser M18 & M34 Levels 0 to 4	20/05/14	92d	25/09/14	100
428	Pre-Commissioning Clean	01/09/14	1w 4d	11/09/14	100
429	Pre-Commissioning	12/09/14	5d	18/09/14	100
430	Proportional Balancing	19/09/14	5d	25/09/14	100
431	Pump/Controls Integration	13/10/14	2d	14/10/14	100
432	LTHW-41 PU17-22	03/06/14	109d	31/10/14	100
433	41-PU17 & 18 (CT Secondary Heating) Plantroom Riser M38, M39 & M36 Levels 0 to 4	17/06/14	79d	03/10/14	100
434	Proportional Balancing	11/07/14	5d	03/10/14	100
435	41-PU19 & 20 (VT Heating) Plantroom Riser M38, M39 & M36 Levels 0 to 4	24/06/14	94d	31/10/14	100
436	Proportional Balancing	17/07/14	5d	31/10/14	100
437	41-PU21 & 22 (LVT Heating) Plantroom Riser M38, M39 & M36 Levels 0 to 4	03/06/14	91d	07/10/14	100
438	Proportional Balancing	07/07/14	5d	07/10/14	100
439	CHW-41 PU01-07	03/06/14	98d	16/10/14	100
440	41-PU01, 02 & 03 (CHW Secondary C.T) Plantroom, Riser M18, M34 , M38, M39 & M36 Levels 0 to 4	18/06/14	73d	26/09/14	100
441	Pre-Commissioning Clean	01/09/14	2w	12/09/14	100
442	Pre-Commissioning	15/09/14	5d	19/09/14	100
443	Proportional Balancing	22/09/14	5d	26/09/14	100
444	41-PU04 & 05 (CHW Chilled Beam) Plantroom, Riser M18, M34 , M38, M39 & M36 Levels 0 to 4	03/06/14	84d	26/09/14	100
445	Proportional Balancing	07/07/14	2w	26/09/14	100
446	Pump/Controls Integration	15/10/14	2d	16/10/14	100
447	Domestic Water Services	24/07/14	107d	19/12/14	90
448	Hydraulic Pressure Test CWS incl plantroom 41 (Final Test)	08/09/14	10d	19/09/14	100
449	Hydraulic Pressure Test HWS incl plantroom 41 (Final Test)	08/09/14	10d	19/09/14	100
450	DHWS Return Pump 41-PU-115/116 Commissioned	22/09/14	1d	22/09/14	100
451	Setting Multifix Valves	23/09/14	5d	29/09/14	100
452	Checking Hot & Cold Water Temperatures, Setting TMV's & confirming anti scald's.	15/12/14	5d	19/12/14	
453	Building Management System	02/06/14	147d	23/12/14	78
454	Prm 41 Vent - Section 152	02/06/14	146d 8.1h	23/12/14	44
455	Pre-Commissioning	02/06/14	25d	05/12/14	60
456	Commissioning	08/10/14	14d	23/12/14	15
457	Prm 41 Vent - Section 151	02/06/14	146d 8.1h	23/12/14	44
458	Pre-Commissioning	02/06/14	25d	05/12/14	60
459	Commissioning	08/10/14	14d	23/12/14	15
460	Prm 41 Vent - Section 155	10/07/14	111d	11/12/14	93
461	Pre-Commissioning	10/07/14	40d	17/10/14	100
462	Commissioning	15/10/14	16d	11/12/14	75
463	Prm 41 Vent - Section 153	16/06/14	127d	09/12/14	84
464	Pre-Commissioning	16/06/14	29d 2.7h	11/11/14	100
465	Commissioning	03/11/14	14d	09/12/14	50
466	Prm 41 Vent - Section 156	11/07/14	109d	10/12/14	93
467	Pre-Commissioning	11/07/14	28d	01/12/14	100
468	Commissioning	14/11/14	12d	10/12/14	75
469	Prm 41 Vent - Section 154	23/07/14	110d	23/12/14	74
470	Pre-Commissioning	23/07/14	20d	20/11/14	100
471	Commissioning	15/12/14	7d	23/12/14	
472	Prm 41A Vent - Section 156A	15/09/14	72d	23/12/14	74
473	Pre-Commissioning	15/09/14	30d	24/10/14	100
474	Commissioning	10/10/14	16d	23/12/14	25
475	Prm 41 Wet & Misc	02/06/14	98d	15/10/14	100
476	Pre-Commissioning	02/06/14	35d	26/09/14	100
477	Commissioning	22/09/14	18d	15/10/14	100
478	Patient Entertainment	08/12/14	22d	16/01/15	
479	Patient Entertainment Final Fix/Commissioning in Level 1 - TVs,Smartboards, Controllers	08/12/14	2d	09/12/14	
480	Patient Entertainment Final Fix/Commissioning in Level 0 - TVs,Smartboards, Controllers - TVs,Smartboards, Controllers	10/12/14	2d	11/12/14	
481	Patient Entertainment Final Fix/Commissioning in Level 2 - TVs,Smartboards, Controllers	12/12/14	2d	15/12/14	
482	Patient Entertainment Final Fix/Commissioning in Level 3 - TVs,Smartboards, Controllers	16/12/14	2d	17/12/14	
483	Patient Entertainment Final Fix/Commissioning in Level 4 - TVs,Smartboards, Controllers	18/12/14	1d	18/12/14	
484	Final Install & Commission Level 04	05/01/15	10d	16/01/15	



X M&E Coding

- Summary Bar
- HV/LV Commissioning
- M&E 15 - IT/Telphones
- M&E 18a - Security/Access Control/Disabled Alarm
- M&E 18 - Fire Alarm
- M&E 17.0 Nurse Call T&C
- M&E 18b - Sprinkler Pipework
- M&E 04 - Ductwork Installation
- M&E 06 - Htg,Chilled & Gas Pipework Installation
- M&E 16a - Controls Design
- M&E 59 Patient Entertainment

"This programme is copyright and the property of Brookfield Construction (UK) Ltd and must not be used with out written approval".

Comments: Progress at 24/11/14 Week 257

Date of Issue: 01/09/2014 Print Date: 12/12/2014 Drawn By: Page 5 of 5

Programme No.: BM-GS3-OT01-0872 Rev.: Rev. Date: 01/12/2014

This programme is strictly for information only, and will not form any part of any resulting Sub-Contract

File Path: C:\Users\AndreaBe\Desktop\TEMP\Plantroom 41 - Commissioning Programme week 257.pp

NIGHTINGALE associates

2011+ SLAB CO-ORDINATION NA-SZ-SL-SH-200-005_Combined Slab Programme_H 2011-10-28 le

REV H - UPDATED TO REFLECT PROGRESS TO DATE, INCORPORATING COMMENTS FROM WSP, ZBP + BM

EWN FOR ANY DESIGN CHANGE AFTER THIS DATE

xx.xx.xx	COMPLETE
xx.xx.xx	OVERDUE
	REQUIRED CURRENT STATUS

PERSONNEL	LEAD	INFO EXCHANGE
NA	LIANE EDWARDS	MARK LLOYD
WSP	NEIL MCGARRY	MICHAEL BOYD
ZBP	MARK HARRIS	
MEL	BRENDAN ROONEY	JAMES FERRIE
BM	AL FERNIE	STUART JACKSON

	WEEK 01	WEEK 03	WEEK 06	WEEK 07	WEEK 08	WEEK 09	WEEK 10	WEEK 11	WEEK 12	WEEK 13	WEEK 17	WEEK 18	WEEK 19	WEEK 21	WEEK 22	WEEK 23	WEEK 24	WEEK 29	COMMENTS
	A	B	C	D	E	F	G	H	I	J	K	L	M	N	O	P	Q	R	
	NA ISSUE EDGE UPSTAND AND RECESS WIP	NA ISSUE SANITARY SETTING OUT WIP	MER ISSUE TO ZBP FOR INCORPORATION	ZBP/MEL ISSUE PENETRATIONS WIP	ALL MEET TO DISCUSS COMMENTS + AGREE ACTIONS	ALL REVIEW ACTIONS AS REQUIRED	MEL ISSUE REVISED WIP TO ZBP FOR INC	ZBP ISSUE FINAL REVISED COMBINED WIP	WSP ISSUE GA -T1	NA / ZBP/MER REVIEW + ISSUE COMMENTS	WSP ISSUE GA T3	NA/ZBP/MER REVIEW + ISSUE COMMENTS / STATUS	BM REVIEW + ISSUE COMMENTS / STATUS	WSP RC DESIGN + DETAILING T1 ISSUE	BM REVIEW + ISSUE COMMENTS / STATUS	WSP ISSUE T3 RC / DETAILS T3 ISSUE	BM REVIEW + ISSUE COMMENTS / STATUS	TABLE INSTALLATION DATE (FROM BMDUNNES)	
G1																ISSUED 06.10.11		**26.09.11**	ISSUED
D1																ISSUED 12.10.11		**19.10.11**	ISSUED
G2																ISSUED 25.10.11		**24.10.11**	ISSUED
D2														26.10.11	27.10.11	04.11.11	05.11.11	**07.12.11**	CURRENT 1 WEEK DELAY
G3														01.11.11	02.11.11	04.11.11	11.11.11	**09.11.11**	WILL BE DELAYED, REDESIGN REQ'D FOR HOODS
CORE G																		**04.07.11**	ISSUED
CORE F																		**09.08.11**	ISSUED
CORE C																		**21.09.11**	ISSUED
CORE E																		**03.10.11**	ISSUED
E-1											ISSUED 05.10.11	28.10.11	31.10.11	10.11.11	08.11.11	17.11.11	10.11.11	**20.10.11**	HYDROPOOL OUTSTANDING FOR CONFIRMATION (BM) AT RISK
H0 TUNNEL LID																ISSUED 07.10.11		**27.10.11**	ISSUED
CORE H								ISSUED 27.10.11			ISSUED 17.10.11	28.10.11	31.10.11	ISSUED 28.10.11		17.11.11	03.11.11	**21.11.11 (SLIP FORM)**	REBAR DESIGN INTENT ISSUED NO MEP HOLES DUE TO LATE INFO RECEIVED
CORE B																		**08.11.11**	ISSUED
E0										ISSUED 18.10.11	ISSUED 25.10.11	04.11.11	05.11.11	11.11.11	12.11.11	03.10.11 TARGET 18.11.11	10.10.11	**14.11.11**	NA ISSUED AMENDMENTS AS DISCUSSED 28.10.11. AT RISK
CORE J								ISSUED 25.10.11			ISSUED 30.09.11					21.10.11	28.10.11	**01.12.11**	AT RISK
G4											ISSUED 21.10.11	28.10.11	29.10.11	07.10.11 TARGET 21.11.11	14.10.11 TARGET 22.11.11	21.11.11 TARGET 23.11.11	28.10.11 TARGET 24.11.11	**02.12.11**	AT RISK
CORE D																25.10.11	01.11.11	**06.12.11**	ISSUED
CORE K								28.10.11 ISSUED 25.10.11			ISSUED 18.10.11	?	?	27.10.11	03.11.11	10.11.11	17.11.11	**22.12.11**	REQUIRES WSP UPDATE
F-1											13.10.11	20.10.11	27.10.11	10.11.11	17.11.11	24.11.11	02.12.11	14.12.11	ISSUED
D3											31.10.11	27.10.11	03.11.11	17.11.11 TARGET 01.12.11	24.11.11	01.12.11 TARGET 05.12.11	28.11.11	16.12.11	AT RISK ? CANOPIES TO BE RESOLVED
CORE A										06.10.11	ISSUED 28.09.11	02.11.11	09.11.11	23.11.11	30.11.11	07.11.11	14.12.11	**25.01.12**	ISSUED
CORE L								25.10.11	22.10.11	29.10.11	ISSUED 18.10.11	10.11.11	17.11.11	01.12.11	08.12.11	15.12.11	22.12.11	**02.02.12**	REQUIRES WSP UPDATE
B-1												01.12.11	08.12.11	15.12.11	22.12.11	05.01.12	12.01.12	**16.02.12**	
D4										25.10.11	28.10.11 ISSUED 27.10.11	29.11.11	06.12.11	20.12.11 TARGET 10.11.11	03.01.12	10.01.12 TARGET 17.11.11	17.01.12	**21.02.12**	ZBP TO REVIEW RWO'S
H1					03.10.11	10.10.11	17.10.11	24.10.11 ISSUED 25.10.11	31.10.11	07.11.11	28.11.11	05.12.11	12.12.11	02.01.12 TARGET 16.01.12	09.01.12	16.01.12 TARGET 23.01.12	23.01.12	**27.02.12**	
E1					10.10.11	17.10.11	24.10.11	31.10.11	07.11.11	14.12.11	12.12.11	19.12.11	05.01.12	19.01.12 TARGET 31.01.12	26.01.12	02.02.12 TARGET 07.02.12	09.02.12	**15.03.12**	NA ISSUED AMENDMENTS AS DISCUSSED 31.10.11 - 2 WEEKS TO CATCH UP
CORE M		03.10.11	NO SERVICES INPUT	NO SERVICES INPUT	24.10.11	31.10.11	07.11.11	14.11.11	21.11.11	28.11.11	04.01.12	11.01.12	18.01.12	01.02.12	08.02.12	15.02.12	22.02.12	**29.03.12**	ISSUED BUT REV TO T3 REQUIRED
J1		05.10.11		19.10.11	26.10.11	02.11.11	09.11.11	16.11.11	23.11.11	30.11.11	06.01.12	13.01.12	20.01.12	27.01.12 TARGET 10.02.12	10.02.12	17.02.12	24.02.12	**30.03.12**	
B0	17.10.11	24.10.11	31.10.11	07.11.11	14.11.11	21.11.11	28.11.11	05.12.11	12.12.11	19.12.11	23.01.12	30.01.12	06.02.12	20.02.12	27.02.12	05.03.12 TARGET 28.02.12	07.02.12	**14.03.12**	

	WEEK 01	WEEK 03	WEEK 06	WEEK 07	WEEK 08	WEEK 09	WEEK 10	WEEK 11	WEEK 12	WEEK 13	WEEK 17	WEEK 18	WEEK 19	WEEK 21	WEEK 22	WEEK 23	WEEK 24	WEEK 29	COMMENTS
	A	B	C	D	E	F	G	H	I	J	K	L	M	N	O	P	Q	R	
	NA ISSUE EDGE UPSTAND AND RECESS WIP	NA ISSUE SANITARY SETTING OUT WIP	MER ISSUE TO ZBP FOR INCORPORATION	ZBP/MEL ISSUE PENETRATIONS WIP	ALL MEET TO DISCUSS COMMENTS + AGREE ACTIONS	ALL REVIEW ACTIONS AS REQUIRED	MEL ISSUE REVISED WIP TO ZBP FOR INC	ZBP ISSUE FINAL REVISED COMBINED WIP	WSP ISSUE GA -T1	NA / ZBP/MER REVIEW + ISSUE COMMENTS	WSP ISSUE GA T3	NA/ZBP/MER REVIEW + ISSUE COMMENTS / STATUS	BM REVIEW + ISSUE COMMENTS / STATUS	WSP RC DESIGN + DETAILING T1 ISSUE	BM REVIEW + ISSUE COMMENTS / STATUS	WSP ISSUE T3 RC / DETAILS T3 ISSUE	BM REVIEW + ISSUE COMMENTS / STATUS	TABLE INSTALATION DATE (FROM BM/DUNNES)	
H2	03.10.11	17.10.11	07.11.11	14.11.11	21.11.11	28.11.11	05.12.11	12.12.11	19.12.11	02.01.12	30.01.12	06.02.12	13.02.12	27.02.12 TARGET 01.03.12	05.03.12	12.03.12 TARGET 08.03.12	19.03.12	**23.04.12**	
K0	05.10.11	19.10.11	09.11.11	16.11.11	23.11.11	30.11.11	07.12.11	14.12.11	21.12.11	04.01.12	01.02.12	08.02.12	15.02.12	29.02.12	07.03.12	14.03.12	27.01.12	**05.03.12**	
F0	05.10.11	19.10.11	09.11.11	16.11.11	23.11.11	30.11.11	07.12.11	14.12.11	21.12.11	04.01.12	01.02.12	08.02.12	15.02.12	29.02.12	07.03.12	14.03.12	21.03.12	**25.04.12**	
A1	13.10.11	27.10.11	17.11.11	24.11.11	01.12.11	08.12.11	15.12.11	22.12.11	05.01.12	12.01.12	09.02.12	16.02.12	23.02.12	08.03.12	15.03.12	22.03.12	29.03.12	**03.05.12**	
E2	19.10.11	02.11.11	23.11.11	30.11.11	07.12.11	14.12.11	21.12.11	04.01.12	11.01.12	18.01.12	15.02.12	22.02.12	01.03.12	15.03.12	22.03.12	29.03.12	05.04.12	**10.05.12**	
F1	28.10.11	11.11.11	02.12.11	09.12.11	16.12.11	23.12.11	06.01.02	13.01.12	20.01.12	27.01.12	24.02.12	02.03.12	09.03.12	23.03.12	30.03.12	06.04.12	13.04.12	**18.05.12**	
B1	21.11.11	05.12.11	05.01.12	12.01.12	19.01.12	26.01.12	02.02.12	09.02.12	16.02.12	23.02.12	01.03.12	08.03.12	15.03.12	29.03.12	05.04.12	12.04.12	19.04.12	**24.05.12**	
D0	08.11.11	22.11.11	13.12.11	20.12.11	03.01.12	10.01.12	17.01.12	24.01.12	31.01.12	07.02.12	06.03.12	13.03.12	20.03.12	03.04.12	10.04.12	17.04.12	24.04.12	**29.05.12**	**09.05.12**
J2	10.11.11	24.11.11	15.12.11	22.12.11	05.01.12	12.01.12	19.01.12	26.01.12	02.02.12	09.02.12	08.03.12	15.03.12	22.03.12	05.04.12	12.04.12	19.04.12	26.04.12	**31.05.12**	
H3	16.11.11	30.11.11	21.12.11	04.01.12	11.01.12	18.01.12	25.01.12	01.02.12	08.02.12	15.02.12	14.03.12	21.03.12	28.03.12	11.04.12	18.04.12	25.04.12	02.05.12	**06.06.12**	
C0	22.11.11																	**13.06.12**	**25.05.12**
A2	17.11.11	01.12.11	05.01.12	12.01.12	19.01.12	26.01.12	02.02.12	09.02.12	16.02.12	23.02.12	22.03.12	29.03.12	05.04.12	19.04.12	26.04.12	03.05.12	13.05.12	**14.06.12**	
E3	05.12.11	19.12.11	16.01.12	23.01.12	30.01.12	06.02.12	13.02.12	20.02.12	27.03.12	05.03.12	02.04.12	09.04.12	16.04.12	30.04.12	07.05.12	14.05.12	21.05.12	**25.06.12**	ZBP (D) 24.02.12 4 WEEKS TO FIND
H4	16.12.11	06.01.12	27.01.12	03.02.12	10.02.12	17.02.12	24.02.12	02.03.12	09.03.12	16.03.12	13.04.12	20.04.12	27.04.12	11.05.12	18.05.12	25.05.12	01.06.12	**06.07.12**	
F2	16.12.11	06.01.12	27.01.12	03.02.12	10.02.12	17.02.12	24.02.12	02.03.12	09.03.12	16.03.12	13.04.12	20.04.12	27.04.12	11.05.12	18.05.12	25.05.12	01.06.12	**06.07.12**	ZBP(D) 09.03.12 3 WEEKS TO FIND
B2	23.12.11	13.01.12	03.02.12	10.02.12	17.02.12	24.02.12	02.03.12	09.03.12	16.03.12	23.03.12	20.04.12	27.04.12	04.05.12	18.05.12	25.05.12	01.06.12	08.06.12	**13.07.12**	
C1	02.01.12	16.01.12	13.02.12	20.02.12	27.02.12	05.03.12	12.03.12	19.03.12	26.03.12	30.03.12	23.04.12	04.05.12	14.05.12	28.05.12	04.06.12	11.06.12	18.06.12	**16.07.12**	
J3	05.01.12	19.01.12	09.02.12	16.02.12	23.02.12	01.03.12	08.03.12	15.03.12	22.03.12	29.03.12	26.04.12	03.05.12	10.05.12	24.05.12	07.06.12	14.06.12	21.06.12	**26.07.12**	ZBP(D) 24.02.12 1 WEEK TO FIND
A3	18.01.12	01.02.12	22.02.12	29.03.12	07.03.12	14.03.12	21.03.12	28.03.12	04.04.12	11.04.12	09.05.12	16.05.12	23.05.12	06.06.12	13.06.12	20.06.12	27.06.12	**01.08.12**	
G0	25.01.12	08.02.12	29.02.12	07.03.12	15.03.12	22.03.12	29.02.12	05.04.12	12.04.12	19.04.12	17.05.12	24.05.12	31.05.12	14.06.12	21.06.12	28.06.12	05.07.12	**09.08.12**	**26.03.11**
H5	09.02.12	23.02.12	15.03.12	22.03.12	29.03.12	05.04.12	12.04.12	19.04.12	26.04.12	03.05.12	24.05.12	31.05.12	07.06.12	21.06.12	28.06.12	05.07.12	12.07.12	**16.08.12**	
C2	23.02.12	27.02.12	15.03.12	19.03.12	29.03.12	02.04.12	12.04.12	16.04.12	26.04.12	30.04.12	28.05.12	07.06.12	11.06.12	28.06.12	02.07.12	09.07.12	16.07.12	**20.08.12**	
E4	15.02.12	29.02.12	21.03.12	28.03.12	04.04.12	11.04.12	18.04.12	25.04.12	02.05.12	09.05.12	06.06.12	13.06.12	20.06.12	04.07.12	11.07.12	18.07.12	25.07.12	**29.08.12**	
J4	20.02.12	05.03.12	26.03.12	02.04.12	09.04.12	16.04.12	23.04.12	30.04.12	07.05.12	14.05.12	11.06.12	18.06.12	25.06.12	09.07.12	16.07.12	23.07.12	30.07.12	**03.09.12**	
B3	21.02.12	06.03.12	27.03.12	03.04.12	10.04.12	17.04.12	24.04.12	01.05.12	08.05.12	15.05.12	12.06.12	19.06.12	26.06.12	10.07.12	17.07.12	24.07.12	31.07.12	**04.09.12**	
F3	22.02.12	07.03.12	28.03.12	04.04.12	11.04.12	18.04.12	25.04.12	02.05.12	09.05.12	16.05.12	13.06.12	20.06.12	27.06.12	11.07.12	18.07.12	25.07.12	01.08.12	**05.09.12**	ZBP(D) 04.05.12 3 WEEKS TO FIND
H6																		**10.09.12**	
A4	27.02.12	12.03.12	09.04.12	16.04.12	23.04.12	01.05.12	08.05.12	15.05.12	22.05.12	29.05.12	26.06.12	03.07.12	17.07.12	31.07.12	07.08.12	14.08.12	21.08.12	**25.09.12**	ZBP(D) 11.05.12 3 WEEKS TO FIND
C3																		**27.09.12**	
H7																		**03.10.12**	
J5																		**04.10.12**	
H0																		**05.10.12**	**19.09.12**
E5																		**09.10.12**	

	WEEK 01	WEEK 03	WEEK 06	WEEK 07	WEEK 08	WEEK 09	WEEK 10	WEEK 11	WEEK 12	WEEK 13	WEEK 17	WEEK 18	WEEK 19	WEEK 21	WEEK 22	WEEK 23	WEEK 24	WEEK 29	COMMENTS
	A	B	C	D	E	F	G	H	I	J	K	L	M	N	O	P	Q	R	
	NA ISSUE EDGE UPSTAND AND RECESS WIP	NA ISSUE SANITARY SETTING OUT WIP	MER ISSUE TO ZBP FOR INCORPORATION	ZBP/MEL ISSUE PENETRATIONS WIP	ALL MEET TO DISCUSS COMMENTS + AGREE ACTIONS	ALL REVIEW ACTIONS AS REQUIRED	MEL ISSUE REVISED WIP TO ZBP FOR INC	ZBP ISSUE FINAL REVISED COMBINED WIP	WSP ISSUE GA -T1	NA / ZBP/MER REVIEW + ISSUE COMMENTS	WSP ISSUE GA T3	NA/ZBP/MER REVIEW + ISSUE COMMENTS / STATUS	BM REVIEW + ISSUE COMMENTS / STATUS	WSP RC DESIGN + DETAILING T1 ISSUE	BM REVIEW + ISSUE COMMENTS / STATUS	WSP ISSUE T3 RC / DETAILS T3 ISSUE	BM REVIEW + ISSUE COMMENTS / STATUS	TABLE INSTALLATION DATE (FROM BMDUNNES)	
F4																		**19.10.12**	
B4	09.04.12	23.04.12	14.05.12	21.05.12	28.05.12	04.06.12	11.06.12	18.06.12	25.06.12	02.07.12	30.08.12	06.08.12	13.08.12	27.08.12	03.09.12	10.09.12	17.09.12	**22.10.12**	ZBP COMPLETE PLANTROOM DESIGN AHEAD OF PROGRAMME
H8																		**26.10.12**	
J6																		**29.10.12**	
E6																		**01.11.12**	
H11																		**07.11.12**	
F5																		**15.11.12**	
C4				11.05.12														**20.11.12**	
H9																		**20.11.12**	
J7																		**21.11.12**	
J0																		**26.11.12**	**16.11.12**
E7																		**26.11.12**	
F6																		**10.12.12**	
E8																		**19.12.12**	
C5																		**14.01.13**	
F7																		**16.01.13**	
J9																		**22.01.13**	
E9																		**25.01.13**	
F8																		**08.02.13**	
H12																		**11.02.13**	
E10																		**19.02.13**	
A0																		**01.03.13**	**12.11.12**
F9																		**05.03.13**	
J11																		**11.03.13**	
E11																		**14.03.13**	
F10																		**28.03.13**	
J12																		**17.04.13**	
E12																		**22.04.13**	
F11																		**06.05.13**	
F12																		**29.05.13**	

KEY

- NSGH CRITICAL CARE CLUSTER 1 - HDU 10 BEDS
- NSGH CRITICAL CARE CLUSTER 2 - HDU 10 BEDS
- NSGH CRITICAL CARE CLUSTER 3 - ITU 10 BEDS
- NSGH CRITICAL CARE CLUSTER 4 - ITU 10 BEDS
- NSGH CRITICAL CARE CLUSTER 5 - HDU 10 BEDS
- NSGH CRITICAL CARE CLUSTER 6 - HDU 9 BEDS
- NSGH CRITICAL CARE SUPPORT
- SHARED C.C.U. & CRITICAL CARE SUPPORT

Notes:
- This drawing is copyright.
- Do not scale dimensions from this drawing.
- All discrepancies on this drawing are to be reported to the architect.
- Do not modify any element of this drawing.
- Use drawing only for purpose(s) issued.

Designer Identification of Hazard/Risk

X TYPE YOUR NOTES HERE

Rev	Date	Drw	Revision Notes	Chk	App
06	02/06/10	AB	Revised shape of Ensuite CCW-164 (Cluster 1) following Users comments for 1:200 Signoff	GH	X
05	07/05/10	GO	Revised as per UGM3 comments for sign off	GH	X
04	14/04/10	GO	Revised for User Group Meeting 3	GH	X
03	11/03/10	AB	Revised for User Group Meeting 2	GH	X
02	11/03/10	GO	Revised for User Group Meeting 2	GH	X
01	25/01/10	GO	Issued for User Group Meeting 1	GH	X

Client

NHS Greater Glasgow and Clyde

Contractor

Brookfield

NIGHTINGALE associates architects
87-91 Newman Street
London
W1T 3EY
Tel: 0207 079 9900
Fax: 0207 079 9901
www.nightingaleassociates.com

Project
NEW SOUTH GLASGOW HOSPITALS (NSGH) PROJECT

Drawing Title
FIRST FLOOR PLAN
NSGH CRITICAL CARE

Job No	Drawn	Checked	Approved
09080	OB	GH	GH
Status: Preliminary		Date: 02/09/09	Scale@A1: 1:200

Drawing No						Rev
Origin	Zone	Level	Type	Content	Sequential	
NA	XX	01	PL	252	414	06

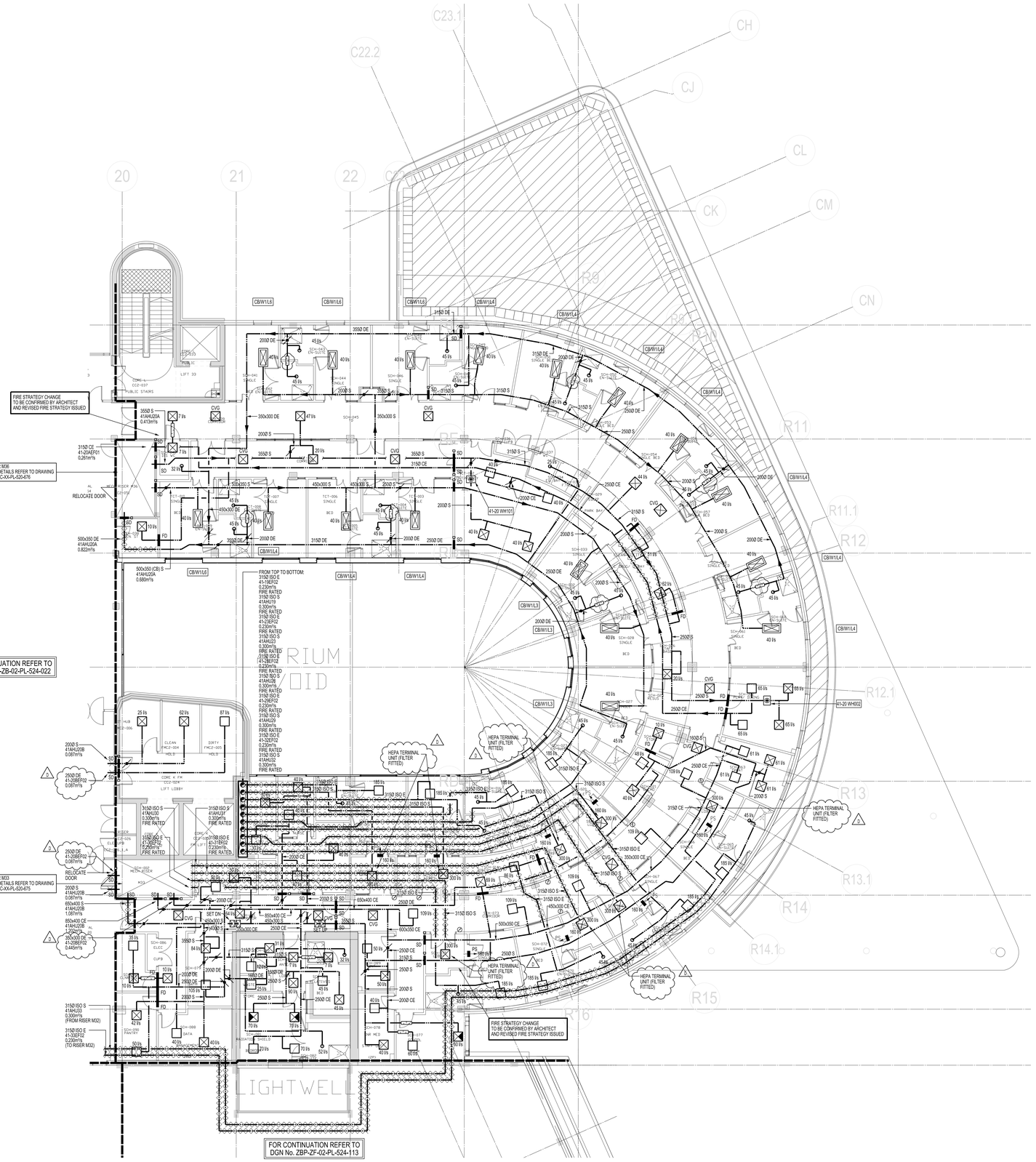

GRILLE DUCT CONNECTIONS SCHEDULE	
DUCT SIZE mm	MAX AIR VOL l/s
100Ø	18
125Ø	28
160Ø	47
200Ø	76
250Ø	125
315Ø	195
355Ø	230
400Ø	300

Notes:
- This drawing is copyright.
- Do not scale dimensions from this drawing.
- All discrepancies on this drawing are to be reported to the architect.
- Do not modify any element of this drawing.
- Use drawing only for purpose(s) Issued.

No	Design Risk Register

This Drawing corresponds with Architects and Structural Drawings
Architects electronic issue dated as below
Compiled from the following reference files:

X-NA-XX-02-PL-251-WIP-SecondFloorPlan_25	dated 06/11/12
X-NA-SZ-02-PL-252-WIP-NCH_ZA_ZB_ZC_18	dated 28/08/12
X-NA-SZ-02-PL-252-WIP-NSGH_ZD_ZE_ZG_ZH_21	dated 04/01/13
X-NA-SZ-02-PL-252-WIP-NSGH_ZB_11	dated 09/08/12
X-NA-SZ-02-PL-252-WIP-NSGH_ZF_ZX_ZJ_18	dated 28/08/12
X-NA-SZ-02-PL-400-WIP-NCH_ZA_ZB_ZC_19	dated 28/08/12
X-NA-SZ-02-PL-400-WIP-NSGH_ZD_ZE_ZG_ZH_23	dated 04/01/13
X-NA-SZ-02-PL-400-WIP-NSGH_ZB_19	dated 09/08/12
X-NA-SZ-02-PL-400-WIP-NSGH_ZF_ZX_ZJ_23	dated 28/08/12
NA-XX-02-PL-572-010 rev 11	dated 28/07/11

and Structural Engineers drawing

X-WSP-SZ-02-PL-260-WIP-STRUCTURAL_33	dated 11/09/12
X-WSP-SZ-XX-PL-260-WIP-GRID_05	dated 04/04/11
X-WSP-SZ-02-PL-220-WIP-SLAB_10	dated 11/09/12

Architects to be informed of all discrepancies in dimensions
Contractor to check all dimensions on site
© This drawing is copyright

NOTES

1. FOR SYMBOLOGY REFER TO ZBP DRG No. ZBP-XX-XX-DT-990-001
2. THIS DRAWING TO BE READ IN CONJUNCTION WITH ALL CONTRACT DOCUMENTATION
3. REFER TO LATEST ARCHITECTURAL AND STRUCTURAL DRAWINGS AND RELEVANT CONSTRUCTION DETAILS.
4. GRILLE POSITIONS SHOWN ON THIS DRAWING ARE INDICATIVE ONLY AND SUBJECT TO FINAL SELECTION AND CO-ORDINATION BY SUB CONTRACTOR
5. WHERE LONG RUNS OF PARALLEL DUCTWORK EXIST A CLEARANCE OF 300mm MUST BE ALLOWED TO ALLOW FOR FIXINGS TO BE MADE TO THE STRUCTURE FOR PARTITIONING, CEILINGS AND OTHER SERVICES ETC.
6. WHERE FIRE RATED DUCTWORK IS INDICATED, IT SHALL EXTEND TO A MINIMUM OF 150mm BEYOND THE WALLS OF THE PROTECTED ROOM(S).
7. WHERE DUCTWORK PASSES THROUGH FIRE OR SOUND RATED WALLS OR STRUCTURE THE HOLE THROUGH WHICH THE DUCT PASSES SHALL BE MADE GOOD TO EQUAL THE RATING OF THE WALL/STRUCTURE
8. ACCESS PANELS TO BE SIZED AND POSITIONED IN ACCORDANCE WITH HVCA DW/144 & TR19
9. EACH INDIVIDUAL GRILLE/ DIFFUSER BRANCH DUCT CONNECTION SHALL INCORPORATE AN OPPOSED BLADE VOLUME CONTROL DAMPER POSITIONED AS FAR AS POSSIBLE FROM THE TERMINAL. WHERE THIS IS NOT PRACTICAL THE GRILLE/ DIFFUSER SHALL INCORPORATE AN OPPOSED BLADE VOLUME CONTROL DAMPER. FOR CLARITY THESE DAMPERS ARE NOT INDICATED ON THE DRAWINGS
10. ACCESS TO VCD'S ABOVE NON ACCESSIBLE CEILINGS TO BE CO-ORDINATED WITH LUMINAIRE POSITIONS

⊘ DENOTES MAGNAHELIC GAUGE

FOR THOSE AREAS REQUIRING ANTI-LIGATURE SERVICES FITTINGS REFER TO MERCURY DRAWINGS ME-XX-03-PL-570-001, ME-XX-03-PL-570-001, ME-XX-03-PL-570-001, ME-XX-03-PL-570-001 & ME-XX-04-PL-570-001

Rev	Date	Revision Notes	Drn	Chk
D	15.03.13	REFERENCES CHANGED. HEPA FILTER NOTE ADDED. C1K'S ADDED. REVISED AS INDICATED.	RTS	SDP
C	23.10.12	REFERENCES CHANGED REVISED AS INDICATED	AEM	AP
B	14.09.12	ISSUED FOR BUILDING WARRANT	KSV	AP
A	17.08.12	ISSUED FOR CONSTRUCTION T3 SERVICES ADJACENT TO RISERS AMENDED ISO EXTRACT FAN REFS AMENDED NOTE ADDED	RTS	AP
01	13.07.12	ISSUED FOR TENDER T1 REVIEW	JH	SDP

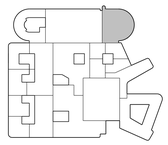

Client

NHS Greater Glasgow and Clyde

Contractor

Brookfield MULTIPLEX BM

WALLACE WHITTLE Consulting Engineers

Project
NEW SOUTH GLASGOW HOSPITALS (NSGH) PROJECT

Drawing Title
MECHANICAL SERVICES
VENTILATION LAYOUT
SECOND FLOOR
NCH SCHIEHALLION WARD

Job No	Drawn	Checked	Approved
2900	JH	SDP	SDP
Status: CONSTRUCTION T3	Date: JAN'11		Scale @ A0: 1:100

Drawing No.

Origin	Zone	Level	Type	Content	Sequential	
ZBP	ZC	02	PL	524	023	D

PLOTTED: 17/04/2013 @ 07:56:53 BY:kevinrs
CAD FILE: P:\0000-2900 Stage 3\ZBP Drawings\Mechanical\Second Floor\Zone C\ZBP-ZC-02-PL-524-023.dgn

A52756968

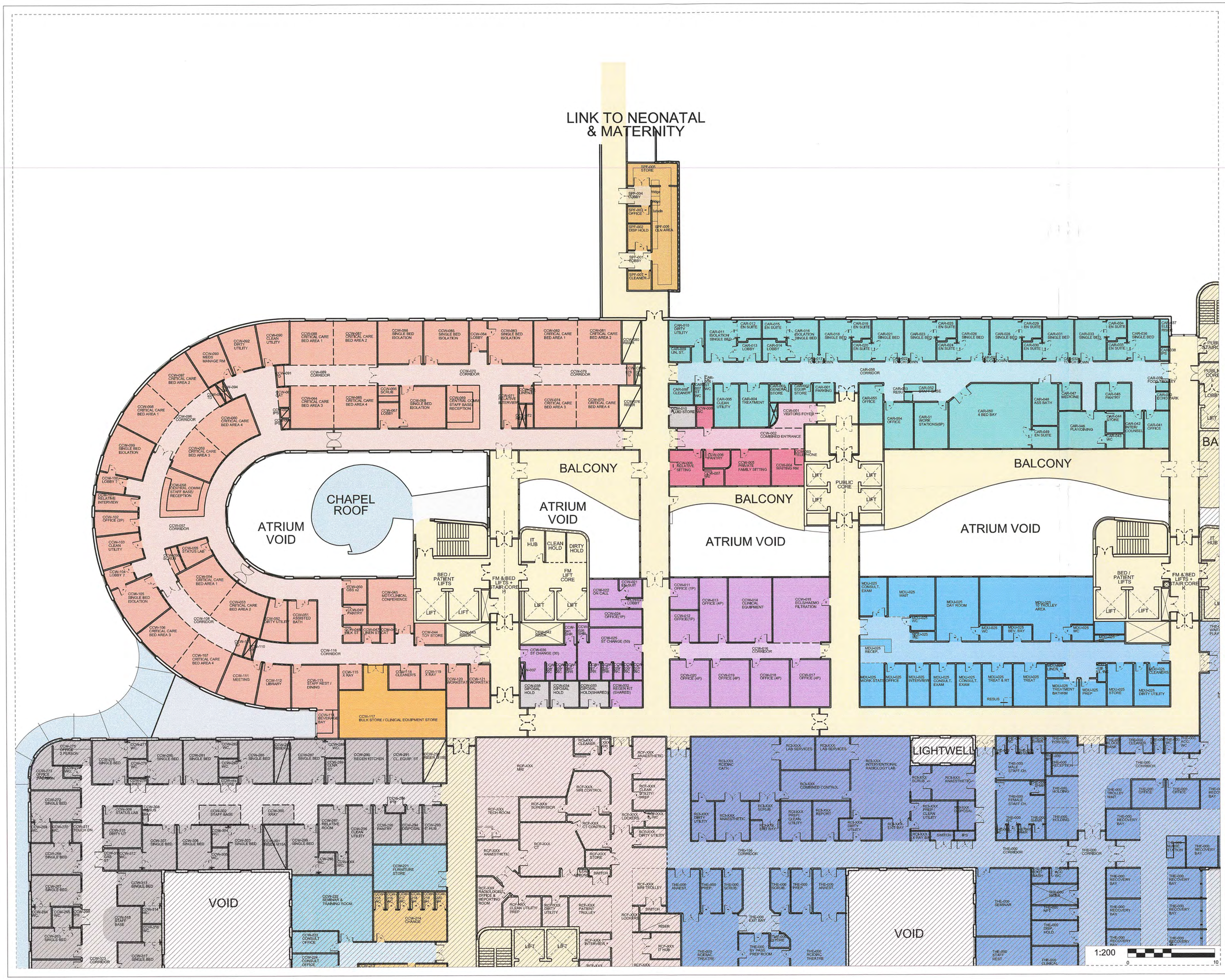
LINK TO NEONATAL & MATERNITY
CHAPEL ROOF
ATRIUM VOID
BALCONY
ATRIUM VOID
BALCONY
ATRIUM VOID
BALCONY
ATRIUM VOID
LIGHTWELL
VOID
VOID
PUBLIC CORE
BED / PATIENT LIFTS
FM & BED LIFTS + STAIR CORE
FM LIFT CORE
IT HUB
CLEAN HOLD
DIRTY HOLD
LIFT
CCW-070 CORRIDOR
CCW-079 CORRIDOR
CCW-089 CORRIDOR
CCW-116 CORRIDOR
CCW-117 BULK STORE / CLINICAL EQUIPMENT STORE
CCW-221 FURNITURE STORE
CCW-222 SEMINAR & TRAINING ROOM
CAR-055 CORRIDOR
CAR-050 4 BED BAY
CAR-054 OFFICE
CAR-051 WORK STATIONS(6P)
CAR-047 MEDICINE
CAR-048 ASS BATH
CAR-046 PLAY/DINING
CAR-045 PANTRY
CAR-044 STORE
CAR-042 INTERV COUNSEL
CAR-041 OFFICE
CAR-049 EN SUITE
CAR-043 WC
CAR-052 STAFF BASE
CAR-053 RESUS
CAR-004 TREATMENT
CAR-005 CLEAN UTILITY
CAR-001 PARKING
CAR-002 EQUIP STORE
CAR-003 GENERAL STORE
CCW-001 VISITORS FOYER
CCW-002 COMBINED ENTRANCE
CCW-004 WAITING RM
CCW-005 PRIVATE FAMILY SITTING
CCW-006 PANTRY
CCW-008 RELATIVE SITTING
CCW-009 WC
CAR-010 PUBLIC STORE
CAR-009 CLEANER
CAR-007 DIRTY UTILITY
CAR-008 WC
CAR-006 CLEANER
CCW-010 DIRTY UTILITY
CCW-011 ISOLATION SINGLE BED
CCW-012 EN SUITE
CCW-013 LOBBY
CCW-014 LOBBY
CCW-015 EN SUITE
CCW-016 ISOLATION SINGLE BED
CCW-017 TOUCH DOWN
CCW-018 SINGLE BED
CCW-019 EN SUITE
CCW-020 EN SUITE
CCW-021 SINGLE BED
CCW-022 TOUCH DOWN
CCW-023 SINGLE BED
CCW-024 EN SUITE
CCW-025 EN SUITE
CCW-026 SINGLE BED
CCW-027 TOUCH DOWN
CCW-028 SINGLE BED
CCW-029 EN SUITE
CCW-030 EN SUITE
CCW-031 SINGLE BED
CCW-032 TOUCH DOWN
CCW-033 SINGLE BED
CCW-034 EN SUITE
CCW-035 EN SUITE
CCW-036 SINGLE BED
CCW-037 FLUSH RM
CCW-038 WC
CCW-039 LIN. ST.
CCW-080 RISER
CCW-076 RISER
CCW-071 RELATIVE INTERVIEW
CCW-072 WC
CCW-074 CRITICAL CARE BED AREA 3
CCW-075 CRITICAL CARE BED AREA 4
CCW-073 CRITICAL CARE BED AREA 1
CCW-081 CRITICAL CARE BED AREA 2
CCW-082 CRITICAL CARE BED AREA 1
CCW-083 SINGLE BED ISOLATION
CCW-084 LOBBY
CCW-085 SINGLE BED ISOLATION
CCW-086 SINGLE BED ISOLATION
CCW-087 CRITICAL CARE BED AREA 2
CCW-088 CRITICAL CARE BED AREA 1
CCW-090 CLEAN UTILITY
CCW-092 DIRTY UTILITY
CCW-093 MEDS MANAGE RM
CCW-097 CRITICAL CARE BED AREA 2
CCW-098 CRITICAL CARE BED AREA 1
CCW-096 CORRIDOR
CCW-099 SINGLE BED ISOLATION
CCW-100 LOBBY 7
CCW-101 RELATIVE INTERVIEW
CCW-102 OFFICE (2P)
CCW-103 CLEAN UTILITY
CCW-104 LOBBY 7
CCW-105 SINGLE BED ISOLATION
CCW-106 CRITICAL CARE BED AREA 3
CCW-107 CRITICAL CARE BED AREA 4
CCW-108 CORRIDOR
CCW-062 DIRTY UTILITY
CCW-051 ASSISTED BATH
CCW-053 CRITICAL CARE BED AREA 2
CCW-054 CRITICAL CARE BED AREA 1
CCW-055 STATUS LAB
CCW-056 CLINICAL COMM STAFF BASE/ RECEPTION
CCW-057 CORRIDOR
CCW-095 CRITICAL CARE BED AREA 4
CCW-094 CRITICAL CARE BED AREA 3
CCW-064 CRITICAL CARE BED AREA 3
CCW-065 CRITICAL CARE BED AREA 4
CCW-066 SCRUB
CCW-067 LOBBY
CCW-068 SINGLE BED ISOLATION
CCW-063 CENTRAL COMM STAFF BASE/ RECEPTION
CCW-060 GBS x2
CCW-045 MDT/CLINICAL CONFERENCE
CCW-049 PANTRY
CCW-047 LINEN STORE
CCW-044 TOY STORE
CCW-043 RISER
CCW-110 WC
CCW-111 MEETING
CCW-112 LIBRARY
CCW-113 STAFF REST / DINING
CCW-115 X RAY
CCW-118 CLEANER'S
CCW-119 X RAY
CCW-120 WORKSTATION
CCW-121 WORKSTATION
CCW-114 BEVERAGE BAY
CCW-022 ON CALL
CCW-021 SUIT
CCW-024 OFFICE(1P)
CCW-025 ST CHANGE (50)
CCW-026 ST CHANGE (30)
CCW-037 RISER
CCW-038 DISPOSAL HOLD
CCW-034 DISPOSAL HOLD
CCW-033 DISPOSAL HOLD(SHARED)
CCW-032 RESEIN KIT (SHARED)
CCW-011 OFFICE (1P)
CCW-012 OFFICE(1P)
CCW-013 OFFICE (4P)
CCW-014 CLINICAL EQUIPMENT
CCW-015 ECG/SHAEMO FILTRATION
CCW-016 CORRIDOR
CCW-020 OFFICE (4P)
CCW-019 OFFICE (4P)
CCW-018 OFFICE (4P)
CCW-017 OFFICE (4P)
MDU-025 CONSULT. EXAM
MDU-025 WAIT
MDU-025 DAY ROOM
MDU-025 VERTICALLEY AREA
MDU-025 WC
MDU-025 BEV. BAY
MDU-025 RECEP.
MDU-025 WORK STATION
MDU-025 OFFICE
MDU-025 INTERVIEW
MDU-025 CONSULT. EXAM
MDU-025 TREAT & RT
MDU-025 TREAT
MDU-025 TREATMENT BATHRM
MDU-025 PREP
MDU-025 STORE
MDU-025 DIRTY UTILITY
MDU-025 CLEANERS
MDU-025 RESUS
THE-000 CORRIDOR
THE-000 RECOVERY BAY
THE-000 NURSE STATION
THE-000 OFFICE
THE-000 HOLDING
THE-000 PORTERS
THE-000 RECEPTION
THE-000 SEMINAR
THE-000 STAFF REST
THE-000 DISP HOLD
THE-000 CLINICAL
THE-000 ANAEST.
THE-000 PREP.
THE-000 SCRUB
THE-000 EXIT BAY
THE-000 RCIMAC THEATRE
THE-000 BY PASS PREP ROOM
THE-000 X RAY
RCI-XXX LAB SERVICES
RCI-XXX INTERVENTIONAL RADIOLOGY LAB
RCI-XXX RCIMAC CATH
RCI-XXX COMBINED CONTROL
RCI-XXX ANAESTHETIC
RCI-XXX SCRUB
RCI-XXX PREP/ CLEAN UTILITY
RCI-XXX REPORT
RCI-XXX DIRTY UTILITY
RCI-XXX EXIT BAY
RCI-XXX X RAY BAY
RCI-XXX DISPOSAL
RCF-XXX MRI
RCF-XXX MRI CONTROL
RCF-XXX SUPERVISOR
RCF-XXX CT
RCF-XXX CT CONTROL
RCF-XXX TECH ROOM
RCF-XXX ANAESTHETIC
RCF-XXX CLEAN UTILITY/ PREP
RCF-XXX DIRTY UTILITY
RCF-XXX STORE
RCF-XXX MRI TROLLEY
RCF-XXX PATIENT TROLLEY
RCF-XXX INTERVIEW
RCF-XXX IT HUB
RCF-XXX RADIOLOGISTS OFFICE & REPORTING ROOM
RCF-XXX CLEAN UTILITY PREP
RCF-XXX DIRTY UTILITY
RCF-XXX LOCKERS
RCF-XXX CLEANER
RCF-XXX ANAESTHETIC
RCF-XXX CLEAN UTILITY/ PREP
CCW-269 OFFICE 2 PERSON
CCW-270 OFFICE 2 PERSON
CCW-271 TOUCH DN
CCW-272 SINGLE BED
CCW-273 SINGLE BED
CCW-274 SINGLE BED
CCW-275 SINGLE BED
CCW-276 SINGLE BED
CCW-277 WC
CCW-278 WC
CCW-279 WC
CCW-280 SINGLE BED
CCW-281 SINGLE BED
CCW-282 WC
CCW-283 SINGLE BED
CCW-284 WC
CCW-285 SINGLE BED
CCW-286 WC
CCW-287 SINGLE BED
CCW-288 WC
CCW-289 CLEAN ST
CCW-290 REGEN KITCHEN
CCW-291 CL. EQUIP. ST
CCW-292 RISER M15A
CCW-293 IT HUB
CCW-294 IPS
CCW-295 PANTRY
CCW-296 CLEAN UTILITY
CCW-297 RELATIVE ROOM
CCW-298 WC
CCW-299 SINGLE BED
CCW-300 XRAY
CCW-301 RISER M15A
CCW-302 STAFF BASE
CCW-303 SINGLE BED
CCW-304 WC
CCW-305 WC
CCW-306 SINGLE BED
CCW-307 SINGLE BED
CCW-308 STATUS LAB
CCW-309 DIRTY UT
CCW-310 DIRTY UTILITY
CCW-311 WC
CCW-312 WC
CCW-313 CLAS ST
CCW-314 WC
CCW-315 SINGLE BED
CCW-316 WC
CCW-317 SINGLE BED
CCW-318 STAFF BASE
CCW-319 WC
CCW-320 CORRIDOR
CCW-321 SINGLE BED
CCW-322 SINGLE BED
CCW-323 SINGLE BED
CCW-324 CONSULT OFFICE
CCW-325 CONSULT OFFICE
CCW-326 WC
CCW-327 WC
CCW-328 WC
CCW-329 WC
CCW-330 WC
CCW-331 WC
CCW-332 WC
CCW-333 WC
CCW-334 WC
CCW-335 WC
CCW-336 WC
CCW-337 WC
CCW-338 WC
CCW-339 WC
CCW-340 WC
CCW-341 WC
CCW-342 WC
CCW-343 WC
CCW-344 WC
CCW-345 WC

SEVENTH CONTRACT ISSUE meeting of 1/6/11 General information and Documents – to be read in conjunction with Appendix M&E4 and Section 10.00 of ERs								
FORWARD MEETING SCHEDULE								
	19/1/11	16/2/11	16/3/11	6/4/11	4/5/11	1/6/11	6/7/11	10/8/11,
MEETING PURPOSE	Meeting rescheduled from 8/12/10 – update on model and facade issues	Model and facade issues	Model and facade issues/ vent review	Model and facade issues/ vent review General Tracker update	Close off all stage 2 issues +lighting General Tracker update	Energy Centre review General Tracker update	Equipping review 1 – procurement package presentation BM	BMS General Tracker update Forward dates – agenda to be agreed 7/9/11, 5/10/11, 2/11/11, 7/12/11
ATTENDEES				As previous meetings	As previous meetings + lighting designer	As previous meetings	As previous meetings + Board procurement	As previous meetings +BMS

Circulation

Brookfield Multiplex Ken Hall Darren Pike, Darren Smith
Currie & Brown David Hall
Glasgow NHS Board Shiona Frew, Peter Moir, Alan Seabourne
Mercury Engineering (Ireland) Robert O'Donovan
Nightingale Associates : John Wiggett
ZBP Guy Willis Robb, Steve Pardy

© Ecoteric 2011

SECTION 2 STAGE C-D DESIGN to FBC MAIN and CHILDRENS HOLSPITALS								
ISSUE/ REFERENCE COMPLETED NOT COMPLETE INFORMATION ONLY REQUIRED	SUB ISSUES	ISSUE OWNER	ACTION/QUERY/ISSUE	DATE OR DESIGN STAGE REQUIRED	ACTION TAKEN / ONGOING ISSUES	RECORD OF MEETINGS AND COMPLETED ACTION	Action by	PRIORITY
			reduces ductwork cleaning and resistance			filtration is also considered as the arrestance is even better but energy advantage is not as good. Specification of this option is well beyond SHTM requirements.		
			Can carbon filters be omitted or bypassed? Note that F7 required to protect not G4 as currently scheduled.	30/4/11	WLC for no filtration, full filtration, part filtration to be prepared for Board. Must include labour and cost of pre filtration and carbon filtration changes and future price risk.	Savings paper still awaited – agreed that partial option should include theatres/ITU/CCU/isolation rooms/aseptic suite/kitchen Revised vent report does not include this	ZBP	1
			Overall, have Eurovent EN13053 energy ratings been specified		yes			

© Ecoteric 2011

ADB	Room Data Sheet	B0303

Project:	08045	New South Glasgow Hospital
Department:	GEN-SGH	Generic Rooms
Room:	B0303	Single bedroom: Adult acute With clinical support. Relative overnight stay
Room Number:		**Revision Date:** 07/04/2009

Activities:	1) Patient may arrive on foot or in a wheelchair. 2) Patient may arrive on a trolley or in a bed. 3) Transfer patient to/from bed, stretcher trolley, or wheelchair. 4) Admission, with the intimate discussion of personal matters. 5) Patient to undress/dress in vicinity of bed, with/without assistance. 6) Patient to receive therapeutic and clinical attention from health team staff. 7) Patient to read, writes, listens to radio, views TV and use telephone. 8) Patient to take meals in bed or by the bed. 9) Patient to receive visitors. 10) Holding clothing and personal effects. 11) Preparing for clinical procedures. 12) Self dispensing medication or drugs. 13) Holding daily supply of linen and surgical goods/supplies. 14) Using monitoring/diagnostic equipment. 15) Using computer workstation(s). 16) Overnight stays by relatives.			
Personnel:	1 x Patient 4 x Others			
Planning Relationships:	Close to staff base/touch down base Close to ancillary rooms. Ward activity to be visible from room. En-suite sanitary facilities.			
Space Data:	**Area (m²):**	16.50	**Height (mm):**	2,700
Notes:	Ceiling mounted hoist to ensuite required. Storage of patient drug - see hospital policy.			

ADB	Room Environmental Data	B0303

Project:	08045	New South Glasgow Hospital
Department:	GEN-SGH	Generic Rooms
Room:	B0303	Single bedroom: Adult acute With clinical support. Relative overnight stay
Room Number:		**Revision Date:** 07/04/2009

AIR	Requirements	Notes
Winter Temperature (DegC):	21	
Summer Temperature (DegC):		
Mechanical Ventilation (Supply ac/hr):		
Mechanical Ventilation (Extract ac/hr):		
Pressure Relative to Adjoining Space:		
Filtration (%DSE and % Arrestance):	/	
Humidity (%RH):		
General Notes:		
LIGHTING		
Service Illumination (Lux):	100	Floor. 200-400 Bed centre. 30-50 Bedhead. Areas for VDT's: See CIBSE Lighting Guide LG3 "The Visual Environment for Display Screen Use" Addendum 2001
Service Illumination Night (Lux):	5.0	Floor. 1-5 Bed centre. 0.1 Bedhead. Evening (lux): 50 Bed centre.
Local Illumination (Lux):	150.0	Bedhead
Colour Rendering Required:	Y	Not night & local
Standby Lighting Grade:		B: Lighting of the level and quality one third to one half that provided by normal lighting. Day Bed centre: A: Lighting of the level and quality equal or nearly equal to that provided by normal lighting. For local examination & inspection.
General Notes:		
NOISE		
Privacy Factor Required (dB):	80	Ref: HTM2045
Mechanical Services (NR):	30	
Intrusive Noise (NR Leq):	35	
***Acceptable Sound Level [L10dB(A)]:**		
***Speech Privacy Required:**	N	
***Quality Which Cannot Be Tolerated:**		
(* alternative format)		
General Notes:		
SAFETY		
Hot Surface Max. Temp (DegC):	43	
Hot Water Max. Temp (DegC):		
General Notes:		
FIRE		
Enclosure:		
Automatic Detection:		Smoke

ADB	Room Design Character	B0303

Project:	08045	New South Glasgow Hospital
Department:	GEN-SGH	Generic Rooms
Room:	B0303	Single bedroom: Adult acute With clinical support. Relative overnight stay
Room Number:		**Revision Date:** 07/04/2009

Walls:	Surface Finish (HTM 56): 5 Moisture Resistance (HTM 56): N i.e. Normal humidity. Cleaning Routine (HTM 56): To manufacturers recommendations
Floor:	Surface Finish (HTM 61): 3 i.e. Hard, impervious, jointless, smooth Cleaning Routine (HTM 61): To manufacturers recommendations
Ceiling:	Surface Finish (HTM 60): 5 i.e. Imperforate Moisture Resistance (HTM 60): N i.e. Normal Humidity Cleaning Routine (HTM 60): To manufacturers recommendations
Doorsets:	(HTM 58) Two sets of doors: 1x 1500mm, one & a half leaf, half glazed, obscurable; bed access. 1x2300mm, single leaf hinged with leaf and a half sliding/folding door, plain flush; wheelchair & ceiling hoist access, occupancy indicator, lockable, outside release.
Windows:	(HTM 55) Clear, solar control, privacy control
Internal Glazing:	(HTM 57) Clear with privacy control
Hatch:	

Notes:

HAEMATO-ONCOLOGY WARD

NB: 3 Beds are to be plumbed for haemodialysis

NB: All bedrooms will require positice pressure

Number of Beds		**14+ 4 day recliners**			
Percentage Single Rooms		**100%**			
Description	**Qty**	**Unit Area m²**	**Total Area m²**	**ADB Code**	**Comment**
Bed area facilities					
Acute single bedroom (incl family & clinical support space)	14	16.5	231.0	B0303	Positive Pressure
Patients en-suite wc & wash double assist	14	4.5	63.0	V1610	(as per HBN 00-02)
Sub-Total			**294.0**		
Day Case Zone					
Day Case Room - Recliner Space	4	13.5	54.0	B2417A	
Staff Base	1	3.0	3.0	T0110	
Treatment Room	1	16.5	16.5	X0112	
WC - W'chair	1	4.5	4.5	V0904	
Sub-Total			**78.0**		
Patient support facilities					
Consulting/examination (or treatment) room	1	16.5	16.5	C0201	pentamidine treatment
Treatment Room	1	16.5	16.5	X0112	Intrathecal chemotherapy
Interview/sitting room	1	9.0	9.0	M0712	
Resuscitation trolley parking bay: 1 trolley	1	2.0	2.0	G0103	
Pantry/Beverage making area	1	12.0	12.0	P0607	
Ward Food trolley parking bay	1	1.5	1.5	G0305	
Wheelchair bay	1	4.0	4.0	G0119	
Nurses Station	1	8.0	8.0	T0112	
Touch Down Spaces	4	2.0	8.0	T9999	(as per HBN 04-01)
Sub-Total			**77.5**		
Backup Storage					
Linen trolley parking bay	1	1.5	1.5	G0118	
Clinical supplies trolley	1	1.5	1.5	G0123	
Clinical Store/Controlled drug Cupboard	1	1.5	1.5	W1411	
Clean Utility Room	1	12.0	12.0	T0505	
Large Eqpt Store	1	20.0	20.0	W1410	
Sub-Total			**36.5**		
Utilities					
Dirty utility/Sluice/Test Room - small	1	6.5	6.5	Y0407	
Dirty utility/Disposal hold)	1	8.0	8.0	Y0405	Interim Disposal Hold on Ward
Cleaners room	1	7.0	7.0	Y1501	

WC/WHB - type 1	1	2.0	2.0	V1005	
Switchgear cupboard	1	1.0	1.0	N/A	
Sub-Total			**24.5**		

Office and Administrative Services					
Reception - 2 position - open	1	8.0	8.0	J0206	
Office - 1 position + meeting area	1	12.0	12.0	M0218	
Charge Nurse/Sister's Office	1	9.0	9.0	M0202	
Printer/IT/Admin Store Room	1	6.0	6.0	M0409	
Waiting Area - 5-10 persons	1	16.0	16.0	J1201	
Sub-Total			**51.0**		

Essential Complementary Accomodation					
Assisted Bathroom	1	16.0	16.0	V1708	
Sub-Total			**16.0**		

Additional Accomodation and Services					
Medical Hot Desking (2 Places)	1	10.0	10.0	M0307	
Sub-Total			**10.0**		

Total net			**587.5**
Planning	5%		29.4
Sub-Total			616.9
Engineering	3%		18.5
Circulation	31%		191.2
Total			**826.6**

20 Bed Higher Acuity (Level 2 Ward)

Number of Beds		**20**			
Percentage Single Rooms		**100%**			
Description	**Qty**	**Unit Area m²**	**Total Area m²**		**Comment**
Bed area facilities					
Single Room bed area:	20	20.0	400.0	B0303B	
Gowning lobby: single bedroom	4	5.0	20.0	G0507	
Patients en-suite wc & wash double assist	12	4.5	54.0	V1610	(as per HBN 00-02) These are to be associated with single rooms with gowning lobbies and 8No rooms
Shower / WC - Assisted	2	7.0	14.0	V1608	To support rooms without en-suites
Staff Meeting / Interview	1	16.0	16.0	M0713	
Communications / Staff Base	2	8.0	16.0	T0112	
Sub-Total			**520.0**		

OBSERVATION WARD

Description	Qty	Unit Area m²	Total Area m²	ADB Code
Entrance				
Enquiry & Admin Area (Staff base)	1	8.0	8.0	J0222
Waiting & Play Area	1	25.0	25.0	J1423
Sub Total			**33.0**	

Bed Area				
Single bedroom: Children/young people, with relatives overnight stay	18	16.5	297.0	B1802
Isolation single bedroom: Children/young people, with relatives overnight stay	2	16.5	33.0	B1802
Lobby: air lock to bedroom	2	7.0	14.0	G0507
Shower, WC & wash: accessible, wheelchair assisted	20	4.5	90.0	V1610
Office Area with workstations	1	18.0	18.0	M0115 Consider work bench in lieu of desks
Staff & communication base, enclosed: 2 staff	1	8.0	8.0	T0202
Sub Total			**460.0**	

Utility Area				
Clean utility	1	14.0	14.0	T0505
Cleaners Room	1	7.0	7.0	Y1501
Parking bay: resuscitation trolley	1	1.0	1.0	G0103
Medicines Management Room	1	12.0	12.0	T0506
Dirty utility: bedpan disposal & urine test	1	12.0	12.0	Y0411
Hold: disposal & recycling	1	12.0	12.0	Y0615
Store: linen	1	3.0	3.0	G0118
Store: clothing back-up	1	3.0	3.0	W1408
Store: general	1	6.0	6.0	W1218
Bed, Cot & Equipment Store	1	20.0	20.0	W1424
Sub Total			**90.0**	

Patient Support Area				
Parking bay:	1	5.0	5.0	G0119
Pantry: serving ward & Regeneration & Wash Up	1	12.0	12.0	P0607
Visitor WC	2	2.5	5.0	V1101
Ward Food trolley parking bay	1	1.5	1.5	G0305
WC & handwash: ambulant - staff	2	2.0	4.0	V1005
Sub Total			**27.5**	

Total net			**610.5**
Planning	**5%**		**30.5**
Sub-Total			**641.0**
Engineering	**3%**		**19.2**
Circulation	**34.0%**		**217.9**
Grand Total			**878.2**

Comment

As per HBN 00-02

NHS Greater Glasgow and Clyde

Brookfield

South Glasgow New Hospital – RDS Development Process - DRAFT

12th March 2010

Base Information

- Contract Schedule of Accommodation (SoA) with Board mark up
- Submitted bid SoA with room identifiers
- ADB Room Data Sheet (RDS) database from Board used for equipment list development
- Nightingale Associates (NA) Room Standardisation and Equipment Assemblies proposals

RDS Development Actions to date

- Tribal have reviewed contract SoA and ADB database and identified in excess of 1300 room types linked to over 700 room codes. This review identified:
    - Inconsistent use of ADB codes discovered
    - Codes used for seemingly very different room types
    - Different codes used for apparently similar room types
    - Previous version of ADB used – several codes no longer exist in updated latest version which means necessary technical compliance may be compromised
- Tribal have reviewed standardisation approach with NA and created assemblies in ADB to support development of RDS that fit with design development at 1:50 scale
- Tribal have used information from Clinical Output Specifications and SoA and Nightingales draft standardisation proposals to allocate ADB codes from current most up to date version of ADB
- This has resulted in approximately 490 room types / ADB codes being identified that appear to cover all rooms needed across both hospitals
- Tribal have created room data sheets for an initial batch of rooms (ward areas and support) and these have been reviewed with the Board and confirmed as an acceptable start point for RDS development.
- Tribal have identified and reviewed with NA batching of rooms for RDS development. Proposed batches provided as appendix one.
- Proposed process and timescale drafted by Tribal for RDS development to feed into 1:50 design development

NHS Greater Glasgow and Clyde

Brookfield

Proposed PRD Development Process

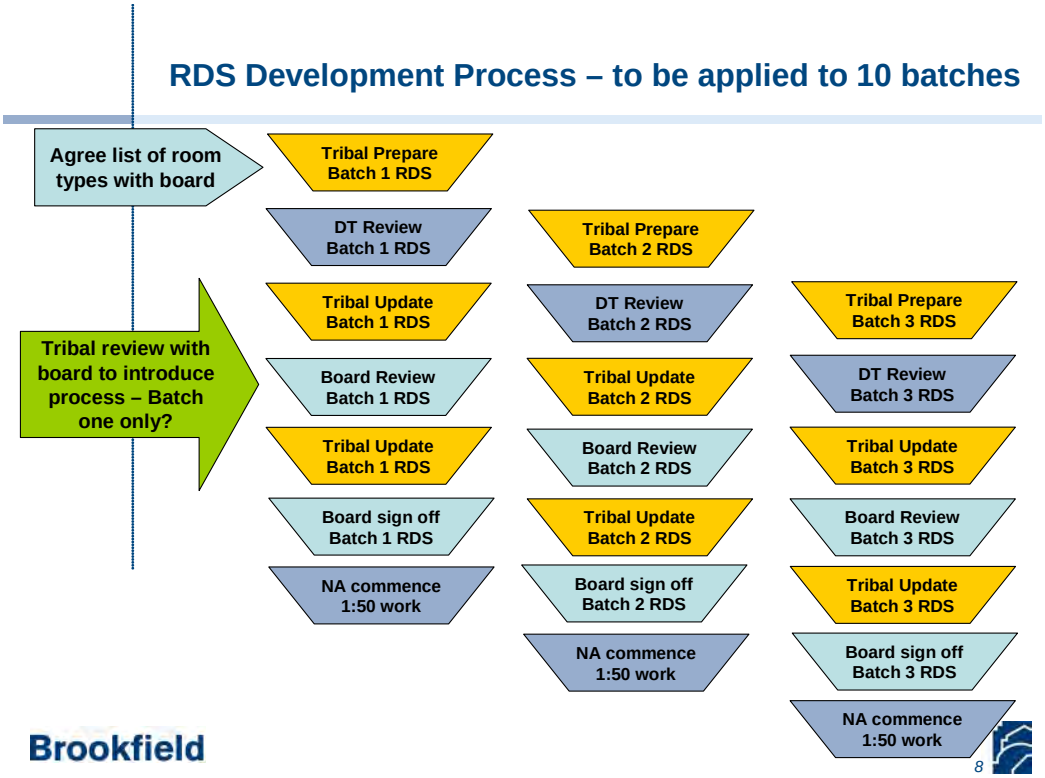

- We have currently identified all 10 batches – review of these batches may allow for further standardisation and allow batches to be reduced in number.
- Batches:
  - 1 – Adult's Inpatient and support
  - 2 - Children's Inpatient and support
  - 3 - Common Rooms
  - 4 - Common Rooms
  - 5 - Adult Rooms Types per Department
  - 6 - Adult Rooms Types per Department
  - 7 - Adult Rooms Types per Department
  - 8 - Children's Rooms Types per Department
  - 9 - Children's Rooms Types per Department
  - 10 - Children's Rooms Types per Department

NHS Greater Glasgow and Clyde

Brookfield

Proposed RDS Development Timescale – completion dates (D/M) all 2010

Batch	1	2	3	4	5	6	7	8	9	10
Tribal Issue	15/2	15/2	15/3	15/3	29/3	6/4	12/4	27/4	4/5	10/5
DT Review	22/2	22/2	23/3	23/3	6/4	12/4	19/4	4/5	10/5	17/5
Issue to Board	11/3	11/3	29/3	29/3	12/4	19/4	27/4	10/5	17/5	24/5
Board Review	15-19/3	15-19/3	12/4-13/4	12/4-13/4	12/4-19/4	19/4-27/4	27/04-4/5	10/5-17/5	17/5-24/5	24/5-31/5
Tribal re issue to NA	26/3	26/3	19/4	19/4	27/4	4/5	10/5	24/5	28/5	4/6
NA Issue 1:50 RT drawings and updated RDS to Board	6/4 (1A) 13/4	23/4	7/5	7/5	14/5	21/5	28/5	04/06	11/06	18/06
Board Review/UGM 1	20/4 (1A) & May	25/05 (1C) & May	May	May	June	June	June	June or Aug	June or Aug	June or Aug
NA Issue (7xdays before UGM 2)	tbc	tbc	tbc	tbc	tbc	tbc	tbc	tbc	tbc	tbc
UGM 2	June	June	June	June	Aug	Aug	Aug	Sep	Sep	Sep
FBC sign off	July	July	July	July	Sept	Sept	Sept	Oct	Oct	Oct

Key dates:

1. 12/13-04-10, GI and FW to review the list of common rooms.
2. 20-04-10, 9:00 – 12:30, Round 3 of 1:200 meeting to be used as UGM 1 for review of Batch 1A rooms as well.
3. 25-05-10, 9:00 – 12:30, Round 3 of 1:200 meetings to be used for review of Batch 1C rooms as well.

Equipment Lists

- A full draft equipment list will not be available until all RDS are completed and loaded onto codebook in late June / early July, from which point NA will be managing 1:50 / RDS development process.
- However, sample equipment lists can be created for completed batches or by specified room lists as the project develops.
- This paper to be issued to members of medical planning group and to be updated to reflect discussions on 10th of March following that meeting.

Appendix One – Draft RDS Batches

ADB	List of Rooms	12/3/2010

Project:	SG01GI	South Glasgow v01 gi
Department:	001	BATCH 1

Code	Description	Area (m²)
B0305A	Single-bed room: HBN 04-01	19.00
B0308A	Single-bed room: isolation: HBN 04-01	19.00
B1602B	Single bedroom, isolation: Critical care	26.00
B2417B	Recovery bay: post anaesthetic, 1 place	13.50
	Bed space	
C0235B	Consulting/examination room: single-sided couch access - HBN 00-03	12.00
C0237B	Consulting/examination room: double-sided couch access - HBN 00-03	16.00
C0302B	Assessment room: A&E	16.00
D1401A	Sitting room with play area: relatives	12.00
G0103B	Parking bay: resuscitation trolley	1.00
G0118B	Linen bay: exchange trolley	4.00
G0129A	Parking bay: wheelchair	1.50
G0180B	Parking bay - HBN 00-03	2.00
G0405B	Exit/parking bay: theatre, 1 bed/trolley	12.00
G0406A	Exit/parking bay: shared between 2 theatres, 2 beds	21.50
G0507A	Lobby: ventilated (isolation suite)	4.00
	Entrance lobby for barrier nursing	
G0510A	Lobby to isolation room - HBN 04-01	5.00
H0515B	Seminar, training room: 15 person	27.50
J0205B	Reception: 1staff	4.00
J0232B	Reception: 2 person - HBN 00-03	11.00
J1135B	Waiting area: 10 person including 3 wheelchair user	19.50
	Rehabilitation	
K0101CA	Switchgear cupboard	1.00
M0202B	Office nursing: 1 staff	9.00
	Location board, safe	
M0218A	Office: 1 staff	16.00
M0225A	Office: 6 staff	27.50
M0251B	Office: 1 person - HBN 00-03	8.00
M0252B	Office: 2 person - HBN 00-03	12.00
M0704A	Interview, counselling room: 5 person	9.00
	With desk	
M0724A	Interview room: 4 places (including 1 wheelchair place) - HBN 00-03	8.00
N0108A	Operating theatre: laminar flow	55.00
	No room layout	
N0216B	Scrub-up and gowning room: 3 places	11.00
N0305A	Anaesthetic room	19.00
	With patient trolley and ceiling hoist	
P0627B	Ward pantry - HBN 04-01	12.00
T0151B	Touchdown base - HBN 00-03	2.00
T0211B	Staff communication base: 2 places - HBN 00-03	11.00
T0535B	Clean utility room - HBN 00-03	16.00
T0538A	Clean utility room: without controlled drugs cupboard - HBN 00-03	8.00
V0534B	Staff changing room: 15 places	10.00
	Slimline lockers, coat rail, shoe rack	
V0725A	Changing room: semi-ambulant - HBN 00-02	2.00
V0922B	WC: independent wheelchair - HBN 00-02	4.50
V1010B	WC: ambulant - HBN 00-02	2.00
V1121B	WC: semi-ambulant - HBN 00-02	2.50
V1321B	Shower room: ambulant - HBN 00-02	2.50
V1323A	Shower room: semi-ambulant: standing use - HBN 00-02	5.00
V1635B	Shower room: assisted - HBN 00-02	8.00
V1645B	Shower room: en-suite: chamfered - HBN 00-02	4.50
W0205A	Store: emergency drugs	5.50
	Primary services	

ADB	List of Rooms	12/3/2010

Project:	SG01GI	South Glasgow v01 gi
Department:	001	BATCH 1

Code	Description	Area (m²)
W1531A	Store: equipment	12.00
W1555B	Store: general and stationery	6.00
W1585B	Store: general	12.00
W1602A	Store: linen	3.50
X0145A	Treatment room: double-sided couch access - HBN 00-03	16.00
X0251A	Treatment cubicle: dialysis, 1 patient With bed	10.50
X0252A	Isolation treatment room: dialysis, 1 patient	13.50
Y0412A	Dirty utility: urine test With pass-through hatch	8.00
Y0420A	Dirty utility: serving 1 theatre or cath. lab.	12.00
Y0431B	Dirty utility room - HBN 00-03	8.00
Y0642B	Disposal hold: 1700 litres - HBN 00-03	8.00
Y1510B	Cleaners room - HBN 00-03	8.00

ADB	List of Rooms	12/3/2010

Project:	SG01GI	South Glasgow v01 gi
Department:	002	BATCH 2

Code	Description	Area (m²)
B1802C	Single bedroom: Children/young people, with relatives overnight stay	15.00
B1805C	Single bedroom, isolation: Children/young people, with relatives overnight stay	15.00
B2011C	Multi-bed room: Children/young peoples day care, 4 beds	66.00
C0225C	Consulting, examination, treatment room: all-round couch access. Door and half	16.00
C0304C	Assessment room: Paediatric, A&E	16.00
C1010B	Consulting, examination room: Ophthalmology	13.00
C1112B	Consulting, examination, fitting room: Orthotics	14.00
C1401B	Physical measurement bay	3.50
E0125B	Imaging room: conventional, general x-ray	30.00
	With mobile examination lamp	
	No room layout	
G0142B	Parking bay: mobile x-ray, ultrasound unit	5.00
G0510B	Lobby to isolation room - HBN 04-01	5.00
H0530C	Seminar, training, library room: 5 person	14.00
J0103C	Entrance draught lobby	6.00
J0130B	Entrance lobby: controlled access	0.00
J1201B	Waiting area: 10 person including 1 wheelchair user	16.50
J1251B	Waiting area: 5 places (including 1 wheelchair place)	9.00
J1306B	Waiting area: 10 person including 1 wheelchair user	16.50
M0254B	Office: 4 person - HBN 00-03	24.00
M0529B	Office: supervisor	12.50
M0712B	Interview, counselling, quiet room: 5 person	9.00
M0727B	Interview room: 7 places (including 1 wheelchair place) - HBN 00-03	12.00
M1011C	Office: 6 staff	36.00
M1012B	Office: 3 staff	18.00
N0106B	Operating theatre: general	55.00
	No room layout	
N0316C	Anaesthetic room: bed space	19.00
P0808B	Vending machine - HBN 00-03	3.00
Q0304C	Assessment, interview and treatment room	10.00
S0012B	Infant feeding room - HBN 00-03	6.00
T0526B	Preparation room	12.00
V0703B	Patient changing cubicle: ambulant person	2.00
V0704B	Patient changing cubicle: independent wheelchair accessible	4.00
V0717B	Patient changing cubicle: wheelchair accessible,	4.50
	2 door access	
V1221C	WC: assisted - HBN 00-02	7.50
V1406B	WC and handrinse: specimen; wheelchair accessible	4.50
	With pass-through hatch	
V1643C	Shower room: en-suite - HBN 00-02	5.00
V1736B	Bathroom: assisted - HBN 00-02	15.00
W1584C	Store: clinical equipment	16.00
W1594C	Store: linen	6.00
X0147B	Treatment room: all-round couch access - HBN 00-03	16.00
X0242C	Treatment room: A&E, multi-functional	16.00
Y0315C	Dirty utility: bedpan disposal	9.00
	Radiology	
Y0331C	Dirty utility room: bedpan processing - HBN 00-03	12.00
Y0510B	Utility: footwear washing	4.00
Y0646B	Disposal hold: 3000 litres - HBN 00-03	12.00

ADB	List of Rooms	12/3/2010

Project:	SG01GI	South Glasgow v01 gi
Department:	003	BATCH 3, 4

Code	Description	Area (m²)
C0514B	Examination room: audiometric test Sound field testing, multi-occupancy booth and control area	51.00
C0522B	Examination/physical therapy room - HBN 00-03	12.00
C0706B	Investigation room: resting electrocardiography (ECG) bed access All-round couch access	16.00
C0710B	Investigation room: stress echocardiography All-round couch access	16.50
C1013B	Consulting, examination room: Orthoptic	18.50
C1408B	Venepuncture room: 1 place	8.00
D0403B	Rest, dining room: 20 staff With emergency call lamp	25.00
D0421B	Rest, dining room: 40 staff No room layout	50.00
E0113B	Imaging room: Ultrasound, general With reporting workstation	16.00
E0601B	Scanner room: Computed Tomography (CT) Modified, Room layout in preparation	36.00
E0604B	Control room: serving CT room No room layout	16.00
E0815B	Scanner room: open Magnetic Resonance Imaging (MRI) No room layout	50.00
E0819B	Technical equipment room: serving open MRI No room layout	16.00
G0119B	Parking bay: 6 wheelchairs	4.00
G0128B	Parking bay: 3 accident trolleys, 3 wheelchairs	12.00
G0712B	Telephone booth: wheelchair accessible	2.00
G0805B	Shop space with store	23.00
H0104B	Conference/meeting room: 10 person	20.00
H0336B	Library, study room: 10 person	30.00
H0339B	Library, study room: 5 person	20.00
H0517B	Seminar, training room: 30 person	55.00
H1127B	Information centre: 5 person	15.00
H1313B	Group room: meeting: 16 places (including 1 wheelchair place) - HBN 00-03	32.00
H1335B	Group room: meeting: 7 places (including 1 wheelchair place) - HBN 00-03	16.00
J0212B	Reception: 3 staff	13.00
J0415B	Reception and records office: 4 staff	18.00
J0420B	Reception and office: 4 staff	27.00
J0609B	Reception, administration office and communication base: 2 staff No room layout	13.00
J0611B	Reception and office: 4 staff	20.00
J1126B	Waiting area: 50 person including 4 wheelchair user	81.00
J1152B	Waiting area: 20 places (including 2 wheelchair places) - HBN 00-03	33.00
J1311B	Waiting area: 3 person	4.50
J1410B	Waiting play area: 10 children	18.00
K0107B	UPS room/data computer hub room	9.00
K0109B	Battery, UPS room	9.00
K0901B	Machine room: technician equipment room No room layout	16.00
K1002B	Security room: CCTV control No room layout	16.00
L0508B	Blood bank: out-of-hours bay No room layout	5.00
L1305B	Near patient testing/status laboratory	8.50
L1612B	Body viewing/bier room	10.00
M0114B	Office records: 2 staff	14.00

ADB	List of Rooms	12/3/2010

Project:	SG01GI	South Glasgow v01 gi
Department:	003	BATCH 3, 4

Code	Description	Area (m²)
M0228B	Office: 10 staff	43.50
M0326B	Office technical and data review	12.00
M0330B	Office/meeting room: 10 places (including 2 workstations) - HBN 00-03	16.00
M0530B	Office: station officer	11.00
	Ambulance stations	
M0604B	Office and rest: 1 staff, 5 person rest area	15.00
M0606B	Office and rest: 1 staff, 6 person rest area (voluntary workers)	14.00
M0724B	Interview room: 4 places (including 1 wheelchair place) - HBN 00-03	8.00
M1015B	Office: 5 staff	30.00
M1026B	Office: 2 staff	15.00
	Safe, cash point hatch	
M1707B	Duty room: 2 porters	5.00
P0625B	Pantry/refreshment area - HBN 00-03	8.00
P0627B	Ward pantry - HBN 04-01	12.00
P0802B	Refreshment area: snack bar, servery and preparation	23.00
P0811B	Drinking water dispenser - HBN 00-03	0.50
T0211B	Staff communication base: 2 places - HBN 00-03	11.00
V0546B	Staff changing room: 60 places	30.00
	Slimline lockers, coat rail, shoe rack	
V0626B	Locker bay: 4 small lockers	0.50
V0628B	Locker bay: staff/patients	2.00
V0653B	Locker bay: 12 small lockers - HBN 00-03	1.50
V1131B	Nappy changing room - HBN 00-02	5.00
V1631B	Shower room: independent wheelchair - HBN 00-02	7.00
W0254B	Store: satellite pharmacy	6.00
	Surgical procedure	
W0532B	Store: sterile supplies	9.00
W1210B	Store: exercise equipment, activity area	6.00
W1215B	Store: exercise equipment, therapy treatment cubicles	6.00
W1303B	Store: major incident equipment	6.00
W1313B	Store: ready to use medical gas cylinders	9.00
X0222B	Treatment cubicles: Physiotherapy, 10 patients	100.00
X0240B	Major treatment/minor surgery room	17.50
	With resuscitation trolley	
X0312B	Activity area: Physiotherapy, 5 patients	50.00
X0318B	Activity area/gymnasium: Physiotherapy, 15 patients	100.00
Z0809B	Preparation and store: Radiopharmaceuticals	20.00
	No room layout	

ADB	List of Rooms	12/3/2010

Project:	SG01GI	South Glasgow v01 gi
Department:	004	BATCH 5, 6, 7

Code	Description	Area (m²)
B0607A	Multi-bed room: Day care, 4 beds	40.00
B0616A	Multi-bed room: Cardiac day care, 4 beds	66.00
C0505A	Examination room: hearing assessment, visual testing, Neonatal	9.50
C0510A	Assessment room with visual acuity facility, child	12.50
C0701A	Investigation room: stress electrocardiography (ECG)	12.00
C0706A	Investigation room: resting electrocardiography (ECG) bed access All-round couch access	16.00
C0709A	Investigation room: tilt electrocardiography (ECG)	16.00
C1011A	Consulting, examination bay: Ophthalmology	13.00
C1104A	Training room, office: Peritoneal Dialysis (PD)	16.50
C1402A	Physical measurement area: Renal	8.00
D0114A	Recreation room: 20 staff	44.50
D0455A	Rest, dining room with beverage, snack preparation bay: 30 staff With emergency call lamp	43.00
D0815A	Playroom: 10 children	30.00
D1135A	Discharge lounge: patients, visitors	54.00
D1504A	On-call overnight stay room	13.00
E0141A	Imaging room: Mammography No room layout	15.00
E0305A	Imaging room: remote fluoroscopy, barium No room layout	39.00
E0311A	Imaging room: fluoroscopy, vascular, angiography No room layout	45.00
E0527A	Processing, viewing room: serving 2 imaging rooms Computed Radiography unit (CR) No room layout	21.00
E0531A	Reporting room: 1 workstation PACS No room layout	10.00
E0536A	Imaging review room: 2 workstations No room layout	12.00
E0538A	Imaging review room: 4 workstations No room layout	16.00
E0608A	Control room: serving 2 CT rooms No room layout	24.00
E0713A	Imaging room: Gamma Camera multi detector with stress facility Radionuclide	36.00
E0714A	Imaging room: Gamma Camera multi detector SPECT Radionuclide	36.00
E0802A	Technical equipment room: serving MRI close bore	20.00
F0308A	Servery serving central dining room	10.00
F0310A	Servery serving cafe	14.00
F0410A	Cafe area: 20 places	35.00
F0612A	Restaurant: 60 places With emergency call. Central dining room	89.50
G0101A	Parking bay: mobile 2 x-ray units	5.00
G0114A	Parking bay: 2 patient trolleys, 8 wheelchairs	10.50
G0130A	Parking bay: 3 wheelchairs	2.00
G0132A	Parking bay: 1 patient trolley, 4 wheelchairs	5.00
G0143A	Parking bay: mobile x-ray, image intensifier, ultrasound unit	8.00
G0149A	Parking bay: equipment, general	5.00
G0180A	Parking bay - HBN 00-03	2.00
G0512A	Equipment service room lobby Maternity	6.00

ADB	List of Rooms	12/3/2010

Project:	SG01GI	South Glasgow v01 gi
Department:	004	BATCH 5, 6, 7

Code	Description	Area (m²)
G0514A	Renal dialysis workshop lobby: equipment ready for use	6.00
	Satellite dialysis	
G0705A	Public telephone: single booth, accessible	2.00
G0710A	Telephone booth	1.50
G0712A	Telephone booth: wheelchair accessible	2.00
H0513A	Seminar, training room: 20 person	37.50
H0520A	Seminar room: 15 person	27.50
H1102A	Group support room: 20 person	40.00
	Multi-purpose use	
H1127A	Information centre: 5 person	15.00
J0102A	Entrance lobby	4.00
	Neonatal unit	
J0107A	Main entrance draught lobby	11.00
J0108A	Main entrance draught lobby	20.00
J0115A	Concourse/Foyer	40.00
J0206A	Reception: 2 staff	10.00
J0207A	Reception: 3 staff	14.50
	Including 2 case-notes trolleys	
J0232A	Reception: 2 person - HBN 00-03	11.00
J0413A	Reception and records office: 2 staff	11.00
J0420A	Reception and office: 4 staff	27.00
J0421A	Reception and office: 5 staff	33.00
J0422A	Reception and office: 6 staff	39.00
J1106A	Waiting area: 70 person including 5 wheelchair user	111.50
J1110A	Waiting area: 15 person including 2 wheelchair user	25.50
J1111A	Waiting area: 30 person including 3 wheelchair user	49.50
J1112A	Waiting area: 40 person including 4 wheelchair user	66.00
J1123A	Waiting area: 45 person including 4 wheelchair user	73.50
J1231A	Waiting bay: 1 patient trolley/bed place	4.50
J1232A	Waiting bay: 2 patients trolley/bed place	8.50
K0116A	UPS room	4.00
	Uninterrupted Power Supply	
K0608A	Plant room: water treatment serving 18 dialysis stations	15.00
L0320A	Media preparation laboratory	10.50
	No room layout	
L0605A	Specialised laboratory: cell culture	31.50
	No room layout	
L0701A	Laboratory: TEM sample preparation	10.50
	No room layout	
L0810A	Biopsy assessment area: Histopathology	10.00
	No room layout	
L1803A	Service room: equipment	21.00
M0115A	Office: 3 staff	18.00
	2 additional chairs	
M0221A	Office: 1 staff, open plan	6.00
M0222A	Office: 1 staff, open plan	5.50
M0409A	Printer/photocopier room	8.00
M0606A	Office and rest: 1 staff, 6 person rest area (voluntary workers)	14.00
M0713A	Interview/meeting room: 6 person	14.00
	Emergency call lamp	
M1033A	Office records and store: 1 staff	12.00
M1034A	Office records and store: 3 staff	34.50
M1713A	Duty room: 6 porters	10.00
P0606A	Pantry: cook-chill/hot trolleys, serving up to 24 person	12.00
	Emergency call lamp	

ADB	List of Rooms	12/3/2010

Project:	SG01GI	South Glasgow v01 gi
Department:	004	BATCH 5, 6, 7

Code	Description	Area (m²)
P0810A	Refreshment: drinking water dispenser	0.50
Q0122A	Activities of daily living: bedroom with living assessment Ceiling hoist	18.00
Q0123A	Activities of daily living: bath, shower, WC With hoists	13.00
Q0124A	Activities of daily living: bathroom With hoists	13.00
Q0507A	Light activity area: Occupational therapy, 10 patients LHRC	41.00
R1041A	Inspection, assembly, packing (IAP) room: 2 workstations Served 2 single washer/disinfectors No room layout	54.00
R1047A	Inspection, assembly, packing (IAP) room: 30 workstations with automated handling system Served 7 multi chamber washer/disinfectors, automated handling system No room layout	254.00
S0062A	Special room: distressed/disturbed patient	11.00
T0126A	Staff base and clean utility bay: 2 staff With controlled drugs cupboard. Recovery pre-discharge No room layout	11.00
T0211A	Staff communication base: 2 places - HBN 00-03	11.00
T0316A	Supplies base	10.00
T0516A	Clean utility: barium preparation	5.50
T0528A	Preparation room	20.00
V0218A	Staff changing room including boot change: 40 places Lockers, coat rail, racks No room layout	30.00
V0409A	Staff changing room with cubicle and handwash, 10 places Slimline lockers, shoe lockers, coat rail	14.00
V0410A	Staff changing room with cubicle and handwash, 20 places Slimline lockers, shoe lockers, coat rail	18.00
V0411A	Staff changing room with cubicle and handwash, 30 places Slimline lockers, shoe lockers, coat rail	20.00
V0417A	Staff changing room with handwash, 10 places Lockers	11.50
V0510A	Staff changing room: 5 places	5.00
V0527A	Staff changing room: 10 places Slimline lockers, coat rail	8.00
V0532A	Staff changing room: 10 places Slimline lockers, coat rail, shoe rack	8.00
V0536A	Staff changing room: 20 places Slimline lockers, coat rail, shoe rack	11.50
V0546A	Staff changing room: 60 places Slimline lockers, coat rail, shoe rack	30.00
V0554A	Staff communal changing room: 20 lockers - HBN 00-02	20.00
V0702A	Patient changing room: wheelchair accessible, 1 person 2 door access	6.00
V0723A	Patient changing room: 15 places Slimline lockers, coat rail	15.00
V0922A	WC: independent wheelchair - HBN 00-02	4.50
V0923A	WC: independent wheelchair/semi-ambulant - HBN 00-02	5.50
V1010A	WC: ambulant - HBN 00-02	2.00
V1321A	Shower room: ambulant - HBN 00-02	2.50
V1638A	Shower room: trolley access - HBN 00-02	13.00
V1727A	Bathroom with bidet: semi-ambulant - HBN 00-02	7.50

ADB	List of Rooms	12/3/2010

Project:	SG01GI	South Glasgow v01 gi
Department:	004	BATCH 5, 6, 7

Code	Description	Area (m²)
W0108A	Store: equipment, local to theatre	1.00
W0113A	Store: clinical equipment	39.00
W0115A	Store: bulk supplies	80.00
W0116A	Store: bulk supplies	100.00
W0118A	Store: Clean flexible endoscopes	6.00
W0120A	Store: catheters and sterile packs	12.00
W0121A	Store: cathetersand sterile packs	6.00
W0127A	Store: perfusion equipment, supplies	24.00
W0214A	Goods reception and unpacking area	18.00
	Pharmacy support services, Purchase & distribution	
W0220A	Store: general	100.50
	Pharmacy support services, Purchase and distribution	
W0235A	Store: finished products, sterile	88.50
	Pharmacy support services	
W0247A	Store: unlicensed drugs	9.00
W0534A	Store: sterile supplies	15.00
W0650A	Blood bank refrigerator bay	3.00
W0704A	Store: general and linen	3.00
W1123A	Store: bulk supplies, medical and surgical	18.00
W1127A	Store: equipment and renal consumables	15.00
W1132A	Store: furniture, equipment and disposables	36.00
W1212A	Store: materials and equipment	9.00
	Occupational therapy	
W1236A	Store: orthotics supply and fitting	25.00
W1310A	Store: splint, crutch	2.00
W1321A	Store: equipment and supplies	36.00
W1424A	Store: equipment	18.00
W1428A	Store: linen and clothing back-up	9.00
W1453A	Store: clinical equipment	48.00
W1510A	Store: stationery and document	11.00
W1514A	Store: plaster equipment	6.00
W1519A	Store: ambulance equipment	6.00
W1587A	Store: general	6.00
W1591A	Store: linen	3.00
X0102A	Treatment room: Physiotherapy UVL, 1 patient	12.00
X0113A	Treatment room: Physiotherapy, 1 patient	12.00
X0210A	Treatment room: chiropody/podiatry, 1 patient	15.00
X0215A	Treatment room: Ophthalmology, laser	15.50
X0219A	Treatment room: Urodynamic	22.50
X0221A	Treatment room: Endoscopy	22.00
X0224A	Preparation and splint fitting room: 1 patient	19.00
X0238A	Resuscitation room: 5 places	143.00
X0244A	Treatment room: A&E, head and neck	16.00
X0245A	Treatment room: A&E, gynaecology/genitourinary colposcopy	16.00
X0250A	Treatment cubicle: dialysis, 1 patient	10.00
	With reclining chair	
X0251A	Treatment cubicle: dialysis, 1 patient	10.50
	With bed	
X0255A	Treatment room: Continuous ambulatory peritoneal dialysis, 1 patient	16.50
X0313A	Activity area: Physiotherapy, 10 patients	80.00
X0319A	Activity area/gymnasium: Physiotherapy, 20 patients	120.00
X1012A	Control area: serving catheter laboratory	16.00
	No room layout	

ADB	List of Rooms	12/3/2010

Project:	SG01GI	South Glasgow v01 gi
Department:	004	BATCH 5, 6, 7

Code	Description	Area (m²)
X1020A	Minor cardiac procedures room With resuscitation trolley Room layout in preparation	28.00
X1026A	Control room: serving neuroangiography No room layout	16.00
X1805A	Ante-room preparation and simulator Radiotherapy No room layout	16.50
X1807A	Control room serving CT simulator room No room layout	20.00
Y0302A	Dirty utility: bedpan disposal, urine test With 1 sani chair	12.00
Y0311A	Dirty utility: bedpan disposal, urine test With pass-through hatch. With suction bottle washer/disinfector, A&E	12.00
Y0405A	Dirty utility	6.00
Y0411A	Dirty utility: urine test With pass-through hatch	12.00
Y0418A	Cleansing, disinfection and store: endoscope, suction bottle, autoclave	19.00

ADB	List of Rooms	12/3/2010

Project:	SG01GI	South Glasgow v01 gi
Department:	005	BATCH 8, 9, 10

Code	Description	Area (m²)
B1811C	Single bedroom: Children/young people day care	14.50
B2406C	Recovery room: ECT, 6 trolleys	33.50
B2409C	Recovery room: post-anaesthetic, 4 places	38.50
C0107C	Consulting, interview room: Mental Illness	10.50
C0222C	Consulting, examination: with echocardiograph	16.50
	All-round couch access	
C0230C	Consulting/examination room: multidisciplinary	20.00
C0513C	Examination room: vestibular test	17.00
C0704C	Investigation room: resting electrocardiography (ECG)	10.00
C0711C	Investigation room: echocardiography	16.50
	All-round couch access	
C0904C	Consulting, treatment room: Dental	18.00
	With dental tube X-ray Dental surgery	
C1025C	Photography room: fluorescine angiography	23.50
	Ophthalmic	
C1401C	Physical measurement bay	3.50
D0201C	Rest room with beverage, snack preparation bay: 10 staff	18.00
	With 10 small lockers	
D0205C	Rest room with beverage, snack preparation bay: 5 staff	11.00
D0206C	Rest room with beverage, snack preparation bay: 10 staff	18.00
D0407C	Rest, dining room: 35 staff	46.00
	With emergency call lamp	
D0607C	Dining room: 15 patients	20.00
D0612C	Dining room: 20 patients	27.00
	Older people	
D0815C	Playroom: 10 children	30.00
D1116C	Lounge with beverage area: 10 patients	20.00
	Vending machines	
D1133C	Discharge lounge: 8 places	20.00
	No room layout	
D1310C	Relatives overnight stay - HBN 00-03	12.00
D1402C	Sitting room: 15 visitors	20.00
D1405C	Sitting room: 5 relatives	10.00
E0120C	Imaging room: Ultrasound, interventional	27.00
E0136C	Image control/reporting room	7.00
E0151C	Imaging room: Bone Mineral Densitometry (BMD)	18.00
E0206C	Darkroom: processing, viewing area, 2 processors	12.00
	Bench top	
	No room layout	
E0312C	Control room: serving fluoroscopy	16.00
	No room layout	
E0501C	Imaging reporting room: 2 workstations	16.00
	No room layout	
E0523C	Daylight processing, viewing area	5.00
	Small format film	
E0529C	Processing, viewing room: serving 3/4 imaging rooms	40.00
	Computed Radiography unit (CR)	
	No room layout	
E0534C	Reporting room: 4 workstations	16.00
	PACS	
	No room layout	
E0702C	Waiting 'hot' room: post-injection, 7 patients	25.00
	Radionuclide	
E0811C	Control room: serving 2 MRI rooms	24.00
	No room layout	

ADB	List of Rooms	12/3/2010

Project:	SG01GI	South Glasgow v01 gi
Department:	005	BATCH 8, 9, 10

Code	Description	Area (m²)
E0817C	Control room: serving open MRI	16.00
	Room layout in preparation	
G0104C	Parking bay: resuscitation trolley and cylinder trolley	2.00
G0108C	Parking bay: shopping, prams, pushchairs	6.00
G0125C	Lead aprons bay	0.50
G0133C	Parking bay: 2 patient trolleys, 4 wheelchairs	5.00
G0139C	Parking bay: ultrasound unit	1.00
G0826C	Dispenser bay: car park ticket	10.00
G0905C	Ambulance parking bay	0.00
H0514C	Seminar, training room: 10 person	20.00
H0516C	Seminar, training room: 25 person	45.50
H1130C	Information centre with beverage bay: 5 person	18.00
J0130C	Entrance lobby: controlled access	0.00
J0135C	Foyer: visitors	0.00
J0152C	Main entrance foyer	0.00
J0221C	Enquiry/information desk: 1 staff	4.00
J0419C	Reception/staff base: 4 staff including case-notes trolleys	17.50
	Maternity	
J0610C	Reception, administration office and communication base: 4 staff	24.00
J1106C	Waiting area: 70 person including 5 wheelchair user	111.50
J1206C	Waiting area: 3 person including 1 wheelchair user	6.00
J1224C	Waiting, transfer, parking area: MRI trolley, 2 MRI wheelchairs	5.00
J1233C	Waiting bay: 3 patients trolley/bed place	13.00
J1304C	Waiting room: relatives, visitors, 5 person	11.00
J1403C	Waiting play area: 5 children	13.00
J1410C	Waiting play area: 10 children	18.00
J1415C	Creche facilities	24.00
J1422C	Waiting play area: 5 young people	13.00
K0101AC	Switchgear cupboard	2.00
K0101C	Switchgear room	4.00
K0303C	Maintenance: workshop	11.00
	Radiology	
K0336C	Workshop: prosthetics repairs, adjustment	24.00
	Orthotics	
K0378C	Workshop: renal dialysis equipment	12.00
	Wet, dry area	
	Modified room layout in preparation	
K0906C	Service room: generator and image computer equipment	16.00
	Angiography	
	No room layout	
L0315C	Laboratory: primary analysis: 3 workstations - HBN 12-01A	16.00
L1205C	Specialised laboratory: Dental processing	13.00
	With daylight processor	
L1308C	Near patient testing room - HBN 00-03	8.00
L1602C	Medical observation area, 6 - 8 person	8.00
	Mortuary	
L1806C	Workshop: hearing aid repair	8.00
M0306C	Office: medical reporting, 1 staff	10.50
	Surgeon	
M0307C	Office: medical reporting, 2 staff	13.50
M0410C	Photocoping/printing room	6.00
M0709C	Interview/counselling/advisory room: 4 person	9.00
	2 door access	
M1017C	Office and reception: 2 staff	16.50
	With observation panel	

ADB	List of Rooms	12/3/2010

Project:	SG01GI	South Glasgow v01 gi
Department:	005	BATCH 8, 9, 10

Code	Description	Area (m²)
N0111C	Operating theatre with ultra clean ventilation canopy (UCV)	63.00
	Cardiac/Cardiothoracic	
	Room layout in preparation	
P0703C	Beverage, snack preparation bay	6.00
P1005C	Store: human milk bank and feeds preparation	9.00
Q0114C	Activities of daily living: kitchen	20.00
	With staff emergency call. Mental Illness	
Q0120C	Activities of daily living: kitchen	22.00
Q0504C	Light activity area: Occupational therapy, 10 patients	70.00
	Rehabilitation	
Q0508C	General activities area: Occupational therapy/recreational	15.00
	With staff emergency call	
Q0519C	Hydrotherapy pool hall	92.50
Q0521C	Hydrotherapy: laundry, utility room	10.00
S0029C	Sittingand body viewing room with beverage bay: 8 person	16.00
T0202C	Staff communication base, enclosed: 2 staff	11.00
T0203C	Staff communication base, enclosed: 3 staff	15.00
T0513C	Clean utility with blood bank	17.00
T0540C	Medicine store/preparation room - HBN 00-03	8.00
V0218C	Staff changing room including boot change: 40 places	30.00
	Lockers, coat rail, racks	
	No room layout	
V0416C	Staff changing room with handwash, 5 places	8.50
	2 door access. Lockers	
V0419C	Staff changing room with handwash, 20 places	18.00
	Lockers, coat rail	
V0515C	Staff changing room: 50 places	25.00
V0517C	Staff changing room: 30 places	16.00
V0530C	Staff changing room: 5 places	5.50
	Slimline lockers, coat rail, shoe rack	
V0706C	Patient changing cubicles: 6 places	11.00
	1 cubicle ambulant, 1 cubicle wheelchair accessible, 6 lockers	
V0716C	Patient changing cubicle: ambulant person	2.50
	2 door access	
V0726C	Changing room: independent wheelchair - HBN 00-02	4.50
V0922C	WC: independent wheelchair - HBN 00-02	4.50
V1115C	Nappy change room with WC, hand rinse and wash, single-sided table access	9.00
	Child/adult wheelchair accessible	
V1715C	Bath, WC and wash: en-suite, wheelchair accessible	7.00
	Domestic type, with unbreakable mirror	
V1726C	Bathroom: semi-ambulant - HBN 00-02	6.00
V1917C	Shower, WC andwash: en-suite, wheelchair accessible, radiation protective	8.00
	No room layout	
W0118C	Store: Clean flexible endoscopes	6.00
W0122C	Store: catheters and sterile packs	9.00
W0128C	Store: bulk supplies	20.00
	No room layout	
W0129C	Store: bulk supplies	30.00
	No room layout	
W0608C	Store: sealed radioactive source	6.00
	Medical Physics	
	No room layout	
W0613C	Store: study casts/records - HBN 12-01B	22.00
W0655C	External store: gas cylinders	0.00
W1150C	Store: bulk fluid	0.00

ADB	List of Rooms	12/3/2010

Project:	SG01GI	South Glasgow v01 gi
Department:	005	BATCH 8, 9, 10

Code	Description	Area (m²)
W1227C	Store: equipment, hydrotherapy pool and cleaning	7.00
	Modified room layout in preparation	
W1408C	Store: clothing back-up	6.00
W1429C	Store: furniture	20.00
W1461C	Store: patients clothing	4.00
W1507C	Store: stationery	3.00
W1516C	Store: clinical supplies	6.00
W1556C	Store: general and stationery	9.00
X0237C	Resuscitation room: 4 places	116.00
X0266C	Plaster room - HBN 00-03	16.00
X0705C	Observation and recording room: child assessment and therapy	11.00
	Assessment room	
X1011C	Laboratory: catheter; biplane	50.00
	Room layout in preparation	
X1501C	Chemotherapy treatment room: 1 patient	12.00
X2051C	Radiotherapy treatment room: unsealed radioactive source	28.00
	(Iodine bedroom and lobby).	
	No room layout	
Y0410C	Dirty utility: serving maternity theatre	10.00
Y0421C	Dirty utility: serving 2 theatres	14.00
Y0507C	Utility/laundry room	8.00
Z0605C	Laboratory workshop: Quality control	10.00
	Support services	

A52756968

1:200 & 1:50 DESIGN PROCESS

Introduction

The attached chart (appendix A) sets out the process for achieving the sign-off of the 1:200 department layout drawings for both the adult and children's hospitals. The same format will be used for the 1:50 room layouts.

This process is reliant upon there being close communication between the User Group Leads and the Acute Service Director at all times.

There is a schedule of all User Group meetings and the membership of each group has been approved by the Acute Service Director and Chief Operating Officer.

Design Process

Seven days before the first meeting of each User Group a drawing(s) will be issued by the Project Team to each Group Lead. At the User Group meeting the Design Team (Architect supported by the Health Planner and Project Team members) will provide a detailed update on the User Group department(s) design progress.

During the User Group sessions discussion will lead to:

[1] Accepting the Design Team proposals;
[2] Making some changes with no impact on cost or other departments;
[3] Making changes with an impact on other departments and/or cost.

If the User Group decision is that [1] or [2] above are the agreed status then the design process can move on to the next planned meeting or the group decide that the design is concluded and can be signed off. The Design Acceptance Procedure Form will be signed to acknowledge the status.

If the group agree the status is [3] then the following procedures will be implemented:

- Immediately issue an Early Warning Notice of the proposed change

- Immediately, or up to 7 days if sketch design and costs are required, the Group Lead will discuss the issues with their Director providing them with the reasoning behind the proposed changes(s). This can be supported by members(s) of the Project Team or Design Team if required.

- The Directors must be presented with all appropriate information including an initial sketch and high level budget cost of the proposed change to enable them to decide whether or not to initially accept or reject the changes.

- If Director decides the change(s) is not required or not worth further work then this will be relayed to the Brookfield via the Adult or Children's Project Manager. This must be relayed to Brookfield within 7 days of the User Meeting.

- If the Director agrees that the change(s) submitted should be considered for implementation then he/she must make a case to the New South Glasgow Hospital & Laboratories Executive Board Sub-Group. Details of the proposal including design and financial implications will be provided by the Project Director. (This group will meet weekly and consider only exceptional

circumstances which cause a change to the project and incur additional capital or revenue costs).

The Director must provide the Executive Sub-Group with detailed reasoning and information for requesting change(s) which have an impact on the cost of the project. At the same time the Project Team will initiate the formal Change Control Procedure (CCP) to record all necessary information for the New South Glasgow Hospitals and Laboratories Executive Board. The CCP must be signed by the appropriate Senior Manager (i.e. Chief Executive or Chief Operating Officer) before it can be implemented.

The Executive Sub-Group will have the final say on the decision. The Project Director will communicate the decision to the Brookfield within 21 days of the User Group meeting to enable the Design Team to conclude their work for the next set of meetings.

If the changes being considered are complex and/or of a large scale then the Project Director will open discussion with Brookfield to agree how much time can be allowed or is required, beyond the 21 days, to complete any necessary work or achieve a higher level of approval within the Board, without affecting the programme. As the timescales are contractual and changes could cause changes in the Master Programme, which would have a cost impact, it is important that any changes that impact upon programme, either by delaying or instigating additional work, are avoided. It must be made clear to all groups that this contract is a fixed price and it is not anticipated that any changes will increase the existing footprint of the building and hence the cost.

All changes with a financial impact will be recorded and reported to the next meeting of the New South Glasgow Hospitals and Laboratories Executive Board.

Progress update on the design process will be provided at the monthly Acute Services Redesign Group where members will have the opportunity to raise issues etc with the Project Team.

The level of sign-off of drawings will follow the following procedure and will be recorded on the “Design Acceptance Procedure” Form as shown in Appendix B.

APPENDIX A

1:200 & 1:50 Process

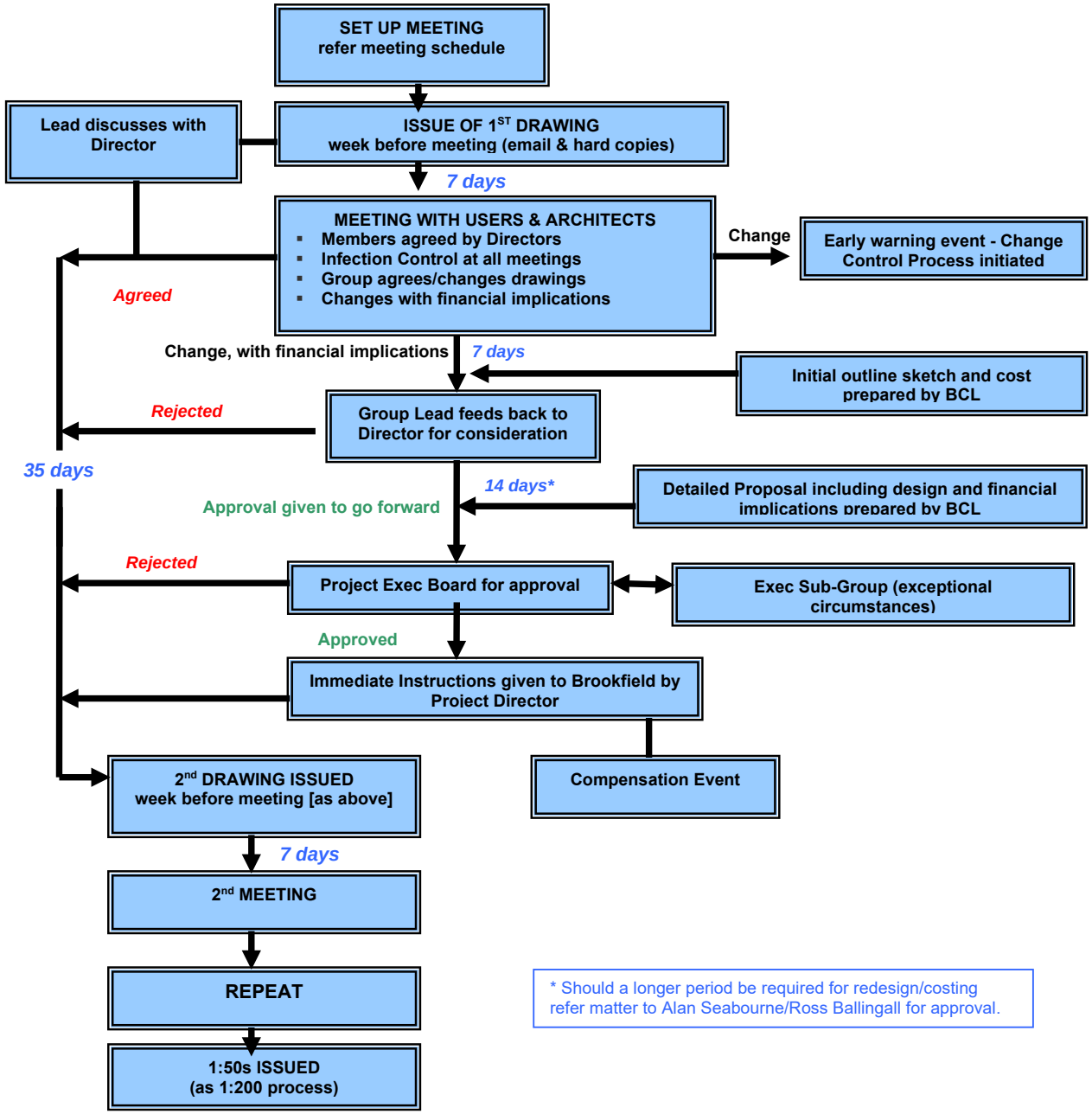

* Should a longer period be required for redesign/costing refer matter to Alan Seabourne/Ross Ballingall for approval.

Timeline

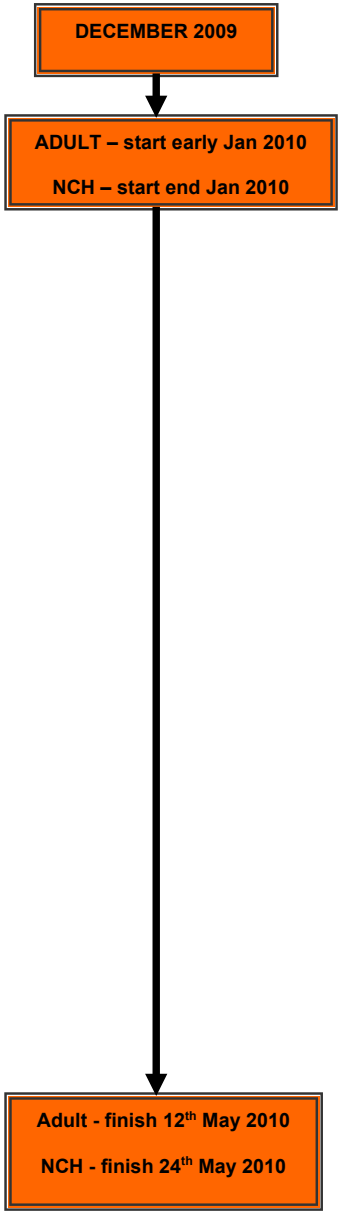

Design



Meetings in 2010

21/01/10
18/02/10
18/03/10
15/04/10
20/05/10
17/06/10
15/07/10
19/08/10
16/09/10
21/10/10

APPENDIX B

NEW SOUTH GLASGOW HOSPITALS & LABORATORY PROJECT

DESIGN ACCEPTANCE PROCEDURE

The design approval procedure will be used to review and approve a range of deliverables such as clinical functionality at departmental and room level, finishes, colour schemes, materials and components.

The attached form will be used to record the design development process to review and sign off the clinical functionality both at department level and also for the room layout process. These two operations will follow a three stage process.

The review of items such as colour schemes, components and finishes will also follow a three stage process although it is envisaged that these could be completed in fewer stages.

The form is set out to record the history of the design acceptance process and it is envisaged that each drawing, specification or schedule will have its own sheet to record and sign off the history and acceptance of the contractors design.

At each review the Board will consider the design information provided by the contractor and respond within the timescale, confirming the level of approval and providing supporting narrative or marked up drawings.

The Board will ensure that all responses are signed off by the appropriate staff to record user, managerial acceptance of the design element under review.

NEW SOUTH GLASGOW HOSPITALS & LABORATORY PROJECT
DESIGN ACCEPTANCE PROCEDURE

Building:	**Issued by:**
Subject:	**Date issued:**
Aspect for Review:	**Date return:**

DESIGN REVIEW HISTORY

	Level of Approval	Approval Date	Remarks
Design Review 1			
Design Review 2			
Design Review 3			

BOARD RESPONSE

Level of Approval

Information referred to:

Detailed comment:

Approval Levels: **A**= No comment. **B**= Proceed subject to comments. **C**= Resubmit with amendments. **D**=Rejected.

BOARD ACCEPTANCE SIGN OFF

User Group Lead: Date:

Design Manager: Date:

Project Manager: Date:

COMPLETION CRITERIA: 2nd December 2014
ACTION NOTE

Present:	Alasdair Fernie (AF)	David Hall (DH)	Darren Pike (DP)	Peter Moir (PM)
John Wales (JW)	David Loudon (DL)	David Wilson (DW)	Shiona Frew (SF)	

Item No	Item	Discussion/Information	Action	Action by Whom
1.	Welcome and Apologies	There were no apologies received for this meeting.	-	-
2.	Documentation	AF noted that there had been nothing received since the previous meeting which would update the schedule at this time. The schedule will change and be updated over the next period as information is received.	-	-
3.	Inspection Testing Commissioning & Acceptance	AF advised that Building Control have carried out a 1st pass of fire alarm tests in zones G&D and the tests went well with no issues or adverse comments received. Building Control have been booked to carry out above ceiling inspections – on a previous visit Building Control were shown an area which wasn't ready for inspections and this proved to be a positive visit as Building Control got confidence in the BMCL process for signing off the above ceiling works. AF noted that the ceiling tile installation in the NCH is progressing well and the Adult tower is circa 1 week behind schedule. The ceiling operatives are working from 8am to 8pm and they are also being used to remediate any fire stopping matters.	-	-
		AF noted that the smoke evacuation testing is progressing well and Building Control is scheduled to visit site w/c 12th January 2015. BMCL had reviewed their internal risk register and as they were not more comfortable with the progress re doors installation and actuators that they had reduced their related risk to amber.	-	-
		AF advised that the commissioning was progressing well and there were no obvious issues or 'big' failures. AF acknowledged that there had been an issue re wrongly addressed actuators and that the test had been stopped, actuators renamed and then a retest carried out. DW reported that if there is a failure during witness testing then the test is immediately stopped, matter resolved then full retest carried out. AF advised that there is circa 800 operatives on site with a couple of hundred operatives involved in commissioning activities, 180 undertaking works external to the buildings and the remained working inside the building. The Management levels on site remain satisfactory.	-	-
		AF reported that there was circa 100 rooms left to validate then just corridors and areas. The validation process would be complete prior to the Christmas break. AF acknowledged that some areas should have been better finished prior to the JR check. JW has pre-checked the area which JR will be reviewing next. BMCL expected to be completing the works and coming out of the main entrance mid January 2015 with cleaning following on directly behind. BMCL were working on getting the first five areas ready for the NHS walkthrough. PM noted that in Zone H of the tower there was still items existing that had been picked up 8 weeks previous and that there was concern that the period of time for NHS checking is getting compressed. DH noted that the sweep-up is now a straight line programme. The issue for the NHS is how	-	-

		the Board can accept a hospital when all the rooms haven't been checked. DH suggested that there should be a meeting organised to discuss and agree how the NHS can accept the hospitals. DL advised that he understood the position that the project is currently at however it is imperative that Capita has had an opportunity to check and validate every room. AF noted that even though Capita are carrying out validation and quality checks it was expected that on the 26th January 2015 there will be minor issues/latent defects. BMCL would need to discuss and agree with the NHS how to deal with marks on walls/ceiling tiles, etc and that the meeting on the 28th would be the ideal forum for this discussion. DL advised that from the 26th January 2015 there would be procurement reps and it was expected to be some sort of damage as the hospitals are equipped with furniture, etc and a discussion to agree how to deal with this damage was required. AF advised that BMCL wanted to understand how the NHS would be moving into the building. BMCL understand the first 5 areas that the NHS will be moving into and will have these ready for the NHS move. AF stressed that BMCL are not walking away from the hospitals at handover and are handing over a good quality job. BMCL expect that the NHS will accept the damages that are caused by the NHS and their subs.	Meeting to be scheduled re NHS accepting the hospitals	DL
		DL enquired if BMCL still expected to complete by the 26th January 2015 and AF advised that barring no issues raised by Building Control and Building Control certification is in place then BMCL will be ready for the 26th January 2015 handover. DL stressed that for the NHS to accept the hospitals on the 26th January that all the builders works would have to be complete, certification all in place and systems all working properly.	-	-
		DH noted that the key outstanding issues are floor de-lamination, blinds issue, glazing units installed the wrong way round and the medical gas issue. PM noted that there were still a lot of locks to be fitted and shelving to be completed. DP noted that it was expected that at handover there would be an IDMS printed list which identified dates when items would be completed. AF noted that BMCL would need to be careful that when remediating a small issue that a larger issue is not being created. It was expected that damage will occur mainly to corridors, lifts, etc. DL advised that the NHS need to understand the line in the sand and what is BMCL responsibility. AF noted that BMCL intend to have a team of painters for a period after handover to carry out touch-up of paint work – it was expected that there would be no painting after end March 2015.	-	-
		DL noted that there was concern regarding vinyl bubbles and how the NHS would allow access to BMCL to access the building to carry out remediation works. AF noted that BMCL expected that they would need to accommodate the NHS requirements for accessing the building and if there was a need to work out of hours then this would be done. AF reported that there would be ceiling operatives and a TDSL French polisher on site post handover. It was expected that BMCL would be sorting out marks and scratches without question and equally that the NHS would take responsibility for any damage by the group 5 contractors. It was noted that the majority of the group 5 fit out is pre-xmas. AF advised that the flavour of the job has always been the same – BMCL will work with the NHS to sort out any issues. AF noted that there will always be items left behind irrespective of whether it is a January or February handover date. AF advised that BMCL's record of working with the NHS to this point should not be forgotten given that the focus has now changed to the next few weeks until handover. DL advised that there is a massive expectation on the NHS to deliver this project. AF reported that no-one has ever handed over a 7000 room	-	-

		building one 1 day. AF advised that there will be BMCL Managers and M&E Managers on site for the first 12 weeks.		
4.	Building Control Completion	DL enquired when BMCL expected Building Control to sign-off the occupation certificate and AF advised that BMCL anticipated getting Building Control sign-off between 18th and 20th January 2015. AF noted that generally Building Control usually sign-off on day of handover. BMCL are pushing to get the certification in advance of handover. AF noted that Raymond Barlow will be signing off the building for Building Control. AF noted that it was proposed to have a list of items that have been completed and a list of items that are not complete with dates identified for completion. The key for BMCL Is ensuring that all the builders work has been completed by handover. AF reported that further familiarisation training had been carried out with Strathclyde Fire & Rescue. The fire crews were very pleased with what they were observing and BMCL had received a very positive letter from Strathclyde Fire & Rescue advising of their satisfaction at what they were observing. AF noted that it was important to make sure that the NHS visitors register and visitors processes are in place for handover.	- - - -	- - - -
	Key Activities for BMCL	AF noted that the key activities for BMCL were: • Completion of the stair cores which were now progressing well • Completion of the floor tiles which was progressing well • Relaying of the vinyl to level 5 which had been damaged when BMCL were removing the mast climber – vinyl works to be commenced w/c 8th December 2014 AF noted that the re-inspection process is identifying some snags.	- - - -	- - - -
5.	Zutec	AF noted that meetings had been held with the consultants the previous week. The consultants are now liaising with Garth re uploading their information. AF had spoken to WSP and Nightingale personally about their information being uploaded timeously and both had committed to getting the vast majority of their information uploaded before the festive break. The Health & Safety File would be completed/in place by the 26th January 2015. The O&M manual would not be fully complete by 26th January 2015 as this had a larger information requirement. DL suggested that the NHS would likely want to carry out some validation checking on the information being handed over prior to the 26th January 2015. DL advised that he was scheduled to meet with IP in order to discuss IP's requirements re documentation at handover. AF advised that Zutec will provide IP with everything that IP would need to know. DW advised that BMCL needed to understand what IP required re PPM and how the PPM is to be structured i.e. how tests should be staggered as, for example, 60 pumps to be tested over a 3 week period, etc. DW noted that BMCL Have reviewed all the information that has already been uploaded to Zutect O&M. BMCL are working with Mercury and the other sub-contractors to get all their information uploaded to Zutec. BMCL are reviewing the information being uploaded to Zutec to ensure that BMCL are satisfied with the information. BMCL need to understand what IP will want to read from the PPM from the 26th January 2015. DH noted that he suspected that IP would want it linked to FM First. DW advised that BMCL are at a standstill with FM First. DP advised that BMCL were progressing a parallel path so that the PPM will be on Zutec in case FM First isn't set-up by the 26th January 2015. AF reported that the information would not be on FM First by the 26th January 2015. DH advised that FM First had agreed to arrange to meet with Zutec. DH acknowledged that	- Provide feedback re meeting with IP	- DL

		he was not sure that there was an appreciation of what Zutec can actually do. DW noted that the key focus for BMCL is ensuring that BMCL are happy with the information on Zutec so can upload to FM First once.		
6.	Design Warranties	It was noted that BMCL expect these to be in place by the end of December 2014.	-	-
7.	Road Construction Consent	AF noted that the lamp-posts were not signed off. DH noted that there is a large number of lights out at the moment. DP advised that there had been dialogue with GCC re carrying out the change over and the feeder pillars were expected in the next week. It is the responsibility of GCC to get the lights re-energised. AF advised that he would get PMcGuinness to check that the lights being off is not down to BMCL. It was noted that the NHS would never apply for the internal roads to be adopted. The NHS needed the entrance boulevard completed then the application for the Stage 3 safety audit could be lodged. The NHS can apply for adoption of the road 12months after the safety audit.	Check that BMCL not responsible for lights being out -	AF -
8.	BREEAM	JW advised that there is 58.44 guaranteed and that 71.97 is being targeted however at risk is 2.4. An additional credit of 10 is currently being worked on i.e. ATMs. DL enquired if there is an ATM installation programme and DH confirmed that there is not an installation programme at this time however the rep had been on site and the installation of the ATMs is through the Framework. JW noted that BMCL can put forward evidence that the ATMs will be installed i.e. letter from the contractor confirming the intent, drawing showing the locations for the ATMs. JW noted that BREEAM evidence generally needs to be concluded a couple of months after submission of the BREEAM application. It was requested that a copy of the BREEAM report be circulated to PM, DL and DH.	Provide BREEAM report	JW
9.	Key Component Testing	JW advised that the NHS Key component schedule had been added to the tracker. There were no issues to report. It was expected that the NHS expert(s) would need to sign items off and the final piece of paper from the expert would be provided to BMCL. Aseptic – DH advised that the DQ is in place and was signed off and a meeting re the IQ had been scheduled. Medical Gas – DH noted that signing off the medical gases would be a challenge given the compression of time for checking. DP advised that BMCL are working to make areas available to LMorrison for checking. In relation to the Starkstrom leaks – there are issues to be worked through and Starkstrom have given instruction to HPI to remediate the issues. Pharmacy robot – this will be a post handover fit out Fire Offices – agreement regarding how BMCL will get sign-off from the NHS Fire Officer is needed noting that the Fire Officer had been involved all through the process. Health Physics – it was noted that Health Physics reps had sent an email to DP with a list of things to be done and that a Mercury rep may be needed on site. DH advised that ABrennan is on site from the 10th December to the 12 December 2014 to sign-off the Phillips installation.	- - - - - -	- - - - - -

		Renal Water – meeting to discuss Renal Water had been arranged.		
10.	AOCB *Post 26th January 2014*	AF proposed that a joint meeting should be scheduled early January 2015 to discuss and agree what the NHS wants left behind and expectations post 26th January 2015. It was suggested that KC should be invited to attend this meeting. DW suggested that the meeting would be similar to that which had taken place prior to the Labs handover.	Meeting to be organised re NHS expectations post 26th	SF
	Retail Units	AF noted that there was no finishing to the toilets in the retail area. The NHS would need to ensure that any service isolations are carried out in conjunction with BMCL as there will be a temporary occupation certificate in place. DH suggested that the tenant fit-out could be undertaken as a warrant amendment and AF agreed. AF advised that all fit-out information and certification will need to be provided to JW so that he has the necessary information to apply for the full certificate.	Ensure any service isolations are carried out in conjunction with BMCL	PM/KC
11.	Date of Next Meeting	16th December 2014 at 1.30pm	To be noted	All

SCOTTISH HOSPITALS INQUIRY

Bundle of documents for Oral hearings commencing from 13 May in relation to the Queen Elizabeth University Hospital and the Royal Hospital for Children, Glasgow

Bundle 43 – Volume 5 - Procurement, Contract, Design and Construction Miscellaneous Documents

A52756968